

Towards Real-World Writing Assistance: A Chinese Character Checking Benchmark with Faked and Misspelled Characters

Yinghui Li^{1*}, Zishan Xu^{1*}, Shaoshen Chen¹, Haojing Huang¹, Yangning Li^{1,5}

Yong Jiang², Zhongli Li³, Qingyu Zhou^{4,†}, Hai-Tao Zheng^{1,5,†}, Ying Shen⁶

¹Tsinghua Shenzhen International Graduate School, Tsinghua University

²Alibaba Group, ³Baidu Inc., ⁴OPPO Research Institute, ⁵Peng Cheng Laboratory

⁶School of Intelligent Systems Engineering, Sun-Yat Sen University

{liyinghu20, xzs23}@mails.tsinghua.edu.cn

Abstract

Writing assistance is an application closely related to human life and is also a fundamental Natural Language Processing (NLP) research field. Its aim is to improve the correctness and quality of input texts, with character checking being crucial in detecting and correcting wrong characters. From the perspective of the real world where handwriting occupies the vast majority, characters that humans get wrong include faked characters (i.e., untrue characters created due to writing errors) and misspelled characters (i.e., true characters used incorrectly due to spelling errors). However, existing datasets and related studies only focus on misspelled characters mainly caused by phonological or visual confusion, thereby ignoring faked characters which are more common and difficult. To break through this dilemma, we present **Visual-C³**, a human-annotated **Visual** Chinese Character Checking dataset with faked and misspelled Chinese characters. To the best of our knowledge, Visual-C³ is the first real-world visual and the largest human-crafted dataset for the Chinese character checking scenario. Additionally, we also propose and evaluate novel baseline methods on Visual-C³. Extensive empirical results and analyses show that Visual-C³ is high-quality yet challenging. The Visual-C³ dataset and the baseline methods will be publicly available¹ to facilitate further research in the community.

1 Introduction

With the continuous progress of social intelligence, texts on the Internet are growing explosively every day. Therefore, writing assistance that is to improve the correctness and quality of texts is becoming increasingly important (Strobl et al., 2019; Jourdan et al., 2023), and has received more and



Original: 人生就**象**(elephant)一场**X**戏

Correct: 人生就**像**(like)一场**游**戏

Trans.: Life is like a game

Figure 1: Examples of Chinese faked characters (错字) and misspelled characters (别字). **Orange/red** represents the **misspelled** character and the **faked** character.

more attention from researchers in recent years. Especially in the era of Large Language Models (LLMs), many studies have shown that writing assistance scenarios represented by text correction are particularly challenging for LLMs (Li et al., 2023c). In the research field of writing assistance, the character checking task aims at detecting and correcting wrong characters in the given text and occupies a crucial position, as it ensures the correctness of the minimum atom (i.e., the characters) of texts (Du et al., 2022). Recently, for one of the most widely spoken languages in the world, large amounts of research have begun to focus on Chinese Character Checking, which is also well known as Chinese Spell Checking or Chinese Spelling Correction (CSC) (Wu et al., 2013a; Yu and Li, 2014). In this work, we also focus on the scene of Chinese Character Checking.

Since Chinese Character Checking is a daily application closely related to human life, to promote its progress and development, we must consider the real-world application needs of humans for it. Therefore, a natural question arises: **What are the types of erroneous Chinese characters that humans would produce during the writing process?** Based on the observation of human writing habits, it is well known that there exist two main types of Chinese characters that humans get wrong

* indicates equal contribution.

† Corresponding authors: Hai-Tao Zheng and Qingyu Zhou
qyzhgm@gmail.com, zheng.haitao@sz.tsinghua.edu.cn

¹<https://github.com/THUKElab/Visual-C3>

in the real world, namely faked characters (错字) and misspelled characters (别字) (Chen and Bai, 1998). As illustrated in Figure 1, the misspelled character itself is a character that exists but is used incorrectly, the faked character is a non-existent character caused by incorrect writing (e.g., wrong use of radicals or wrong number of strokes). Authoritative Chinese linguistics studies (Wang and Wu, 2023) have shown that faked characters appear more frequently than misspelled characters in the process of people’s daily use of Chinese characters, and faked characters are often more difficult to detect than misspelled ones because faked characters are often caused by some very slight stroke errors.

As previously mentioned, the most widely studied task in the Chinese Character Checking scenario is the CSC task, which focuses on how to deal with misspelled characters caused by phonological or visual confusion (Liu et al., 2010; Wang et al., 2019). Therefore, although faked characters are more common and challenging in the real world, researchers have not paid enough attention to how to handle the faked characters. The main reason for this dilemma is that the existing CSC data resources are all text-based. The biggest limitation of single text-modal data is that it can only represent characters that can be encoded by computers (Liu et al., 2022; Li et al., 2023a,b; Chen et al., 2023), and faked characters themselves are not real and correct characters, and they obviously do not exist in the computer text encoding system. Hence, the traditional CSC datasets cannot represent faked characters, and the various CSC models proposed based on these text datasets cannot hold onto more complex and real scenarios. At this point, a pressing and significant problem is **how to expand and develop data resources for Chinese Character Checking to facilitate the automatic detection and correction of faked characters by models**.

Inspired by the enthusiasm to handle the faked characters, we propose to extend Chinese Character Checking to the visual modality, as images are the most direct and natural form to represent the faked characters. We construct a large-scale human-annotated **Visual Chinese Character Checking** dataset, **Visual-C³**, which consists of 10,072 sentences represented by images and 12,019 wrong characters (including 5,670 misspelled and 6,349 faked characters) manually annotated by well-trained annotators. To the best of our knowledge, Visual-C³ is the first real scene-oriented dataset that

contains both faked and misspelled characters and also one of the largest human-annotated Chinese Character Checking datasets so far. Furthermore, to make future research on Visual-C³ have more possibilities and potential, in addition to annotating sentence-level information for each image (this includes the golden sentence without error characters corresponding to the original content of the input image), we also annotate each picture at the character level. Specifically, referring to the data annotation methods in Computer Vision (CV), we segment each image into regions, so as to provide the accurate position and boundary information of each character on the image. Additionally, Visual-C³ annotates wrong character type information (i.e., faked/misspelled) for more fine-grained analyses. Rich sentence/character-level annotation information makes our Visual-C³ suitable for various NLP, CV, or multimodal models.

Based on Visual-C³, we design the benchmark task to require the model to input an image containing sentences with wrong characters, and output the correct sentence without wrong characters corresponding to the input image in the form of text. Through this task, Visual-C³ effectively assesses the detection and correction ability of Chinese Character Checking methods, especially for faked characters. To verify the quality and challenge of Visual-C³, we design and implement two baseline methods with different paradigms and evaluate them on Visual-C³. Extensive experiments and detailed analyses demonstrate that Visual-C³ is high-quality yet challenging. At the same time, the baselines also provide insightful and promising future directions. **Hopefully, we believe that the emergence of Visual-C³ could promote the research of writing assistance to better adapt to the intelligence needed in the real world.**

2 Related Works

2.1 Chinese Spell Checking

Chinese Spell Checking or Chinese Spelling Correction (CSC) is a task to detect and correct erroneous characters in Chinese sentences (Zhang et al., 2023; Ma et al., 2022; Ye et al., 2023b,a), which plays an indispensable role in many downstream Natural Language Processing (NLP) applications (Dong et al., 2023; Li et al., 2022b, 2023d). Although many advanced CSC methods (Xu et al., 2021; Huang et al., 2021; Li et al., 2022c,d; Ma et al., 2023; Huang et al., 2023) have been pro-

posed, building a high-quality CSC model still relies heavily on high-quality large-scale datasets. In recent years, several public CSC datasets have been proposed, which can be divided into two categories based on data content distribution: open-domain and specific-domain.

For open-domain, the most widely used are the SIGHAN datasets, which include SIGHAN13 (Wu et al., 2013b), SIGHAN14 (Yu et al., 2014), and SIGHAN15 (Tseng et al., 2015). In particular, SIGHAN datasets come from mistakes in essays written by teenage students (SIGHAN13) or Chinese as foreign language learners (SIGHAN14 and SIGHAN15). As for the specific-domain CSC datasets, MCSCSet (Jiang et al., 2022) is a large-scale specialist-annotated dataset containing about 200K samples from a real-world medical application named Tencent Yidian. ECSpell (Lv et al., 2023) is a CSC dataset with three domains, law, medical, and official document. LEMON (Wu et al., 2023) is a large-scale multi-domain dataset with natural spelling errors, which spans 7 domains, including game, encyclopedia, contract, medical, car, novel, and news.

However, the existing CSC datasets have one major limitation that cannot be ignored, that is, the modality of these datasets is limited to the single text modality. The immediate dilemmas posed by this limitation are twofold. First, the scope of error correction is limited. All existing CSC datasets do not cover text in images, i.e., they are unable to correct errors in realistic scenarios. The correction of errors in realistic scenarios is of paramount importance, while spelling errors in the real world do not only exist in text but also more widely in images, audio, and videos. The second-fold dilemma is the incomplete type of error correction, i.e., the inability to handle the faked characters, whereas humans are more likely to make in daily life. The existing CSC datasets are all constructed in text form, so they cannot contain the faked characters at all. Therefore, to overcome the limitations described above, we construct Visual-C³, the first real-world visual and the largest human-crafted dataset for the Chinese Character Checking scenario.

2.2 OCR Error Correction

Optical Character Recognition (OCR) Error Correction refers to the process of detecting and rectifying errors in the text output produced by an OCR system. This task is somewhat related to

Visual Chinese Character Checking, which our work focuses on. Therefore, it is necessary to introduce the related data resources of OCR error correction. HANDS-VNOnDB3 (Nguyen et al., 2018) has been presented to promote the studies on Vietnamese handwritten text recognition and to provide a benchmark to verify and compare the recognition performance of different approaches. It has handwritten images that contain 1,146 Vietnamese paragraphs of handwritten text comprising 7,296 lines, more than 480K strokes, and more than 380K characters. Tanaka et al. (2022) constructed a dataset based on the historical newspaper database Trove (Cassidy, 2016; Sherratt, 2021) and public meeting articles in Australian historical newspapers (Fujikawa, 1990), which contains 719 public meeting articles including 13,543 lines. Additionally, ICDAR2017 (Chiron et al., 2017) comprises documents that were extracted from various sources, including a subset of the corpus related to the AmeliOCR project, as well as diverse collections like the French National Library and the British Library.

To the best of our knowledge, the existing OCR error correction datasets predominantly encompass language that is non-Chinese, noticeably lacking Chinese error correction data. More importantly, existing OCR error correction data resources mainly focus on the challenges caused to the OCR system due to factors such as occlusion, shadow, and surrounding environment, while our Visual-C³ focuses more on the same problem as the CSC task, i.e., wrong written Chinese characters caused by close similar pronunciation or shape.

3 The Visual-C³ Dataset

To facilitate read-world writing assistance, we propose Visual-C³, a Chinese Character Checking dataset composed of Sentences annotated with both faked characters and misspelled characters.

3.1 Dataset Construction

Data Collection Since Chinese Character Checking is a common daily application, when collecting raw data, we need to consider the daily life usage scenarios that really require it. This not only facilitates us to collect large amounts of data more conveniently, but also facilitates models developed based on our collected data to directly empower applications in daily life. Therefore, we focus on primary and secondary education, which is a real

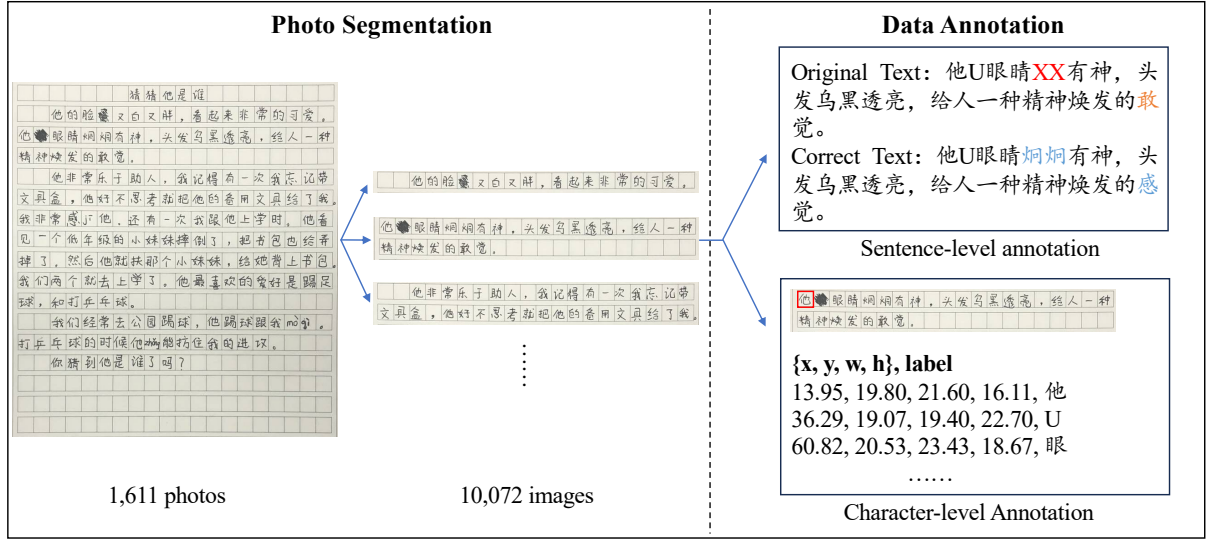


Figure 2: Overview of the construction process of Visual-C³. “U” represents the unknown character, and “X” represents the faked character.

scenario that still requires students to do much writing and has high requirements on the accuracy of the characters written by students. Benefiting from the Chinese Character Checking models, in real primary and secondary school teaching, both teachers and students can detect and correct wrongly used characters more quickly and accurately, thereby achieving truly intelligent teaching.

Specifically, we cooperate with a Chinese language teaching and research group in a middle school and take photos of their students’ handwritten essays as the raw data². There are two main reasons why we chose the photos of middle school students’ handwritten essays as the raw data: (1) Photos of handwritten text are most consistent with real scenes and they can display faked and misspelled characters at the same time, while data in text format cannot represent faked characters. (2) The average Chinese character writing mastery level of middle school students determines that they will neither make simple mistakes that are too low-level nor make no mistakes at all, which ensures the challenge and usability of our data set. The entire data collection process lasted for 3 months, and we finally collected the photos of 5,692 handwritten essays from 389 students as our raw data.

Data Preprocessing In order to ensure the quality of our dataset, we carefully check and filter the 5,692 original photos collected one by one. In par-

ticular, after observing the raw data, we identified three main categories of situations that we think may affect the dataset quality: (1) Students excessively daube and modify some characters during their writing process, seriously affecting the clarity of the photos and their characters. (2) Some photos contain the teacher’s red markings for faked and misspelled characters, which we believe will cause information leakage in the data sample. (3) Some photos are affected by many factors such as location and light during the shooting process, which affects the clarity of the photos and the completeness of the content of the essay. After our careful data cleaning, we finally retained 1,611 high-quality photos for the next step of annotation.

Annotation Schema To obtain sentence-level data, we segmented the 1,611 original photos into 10,072 images containing only one semantically complete sentence, as illustrated in Figure 2. In the data annotation process, we utilize two annotation formats, namely sentence-level and character-level. For the sentence level, we annotate both the original text and the correct text. Note that the original text annotation is consistent with the content of the image, that is, the original text contains faked and misspelled characters. Particularly, for the faked characters, we marked them using the symbol “X”. And for some characters that are difficult to recognize, we will directly mark them as “U”. At the character level, we annotate the position information for each character on the image. Specifically, we document the coordinate values (x, y) repre-

²It is worth noting that we have signed a legal intellectual property agreement with the school and paid a data purchase fee of \$5 per essay to every student who provided valid data.

senting the top-left corner of each character, along with the length and width dimensions(w,h). This enables us to capture the precise positional information of each character, as depicted in Figure 2. Such character-level annotation is a common practice in the object detection field (Long et al., 2021).

Annotation Workflow As described in “Annotation Schema”, there are two types of information we need to annotate, namely sentence-level text-based annotation for text and character-level image-based annotation.

- (1) For the sentence-level annotation, we arranged 30 annotators and 10 senior annotation experts. All annotators are native Chinese speakers with sufficient linguistic foundation and are instructed in the principles and guidelines of annotation in detail. All senior annotation experts are Chinese teachers in our partner middle school. Specifically, each segmented image is independently annotated by three annotators and double-checked by one senior expert. The annotator is responsible for transcribing the content in the image into the original sentence containing faked characters represented by the symbol “X” and misspelled characters, and is responsible for modifying the original sentence into a correct sentence without wrong characters. Then, one annotator expert carefully checks the original/correct sentences for possible wrong or omissive annotations and makes the final decision in case three annotators have inconsistent correction results for the same image.
- (2) For the character-level annotation, we employed 10 annotators and 2 senior experts professionally serving image segmentation. With the help of the specialized tool for localizing image areas, the annotation efficiency of annotators is greatly improved. Therefore, each image is annotated by an annotator using the tool to achieve the specific coordinate position information of each character on it, and then a senior expert checks the accuracy of the annotated coordinate information.

To ensure the quality of the annotation workflow, we paid all annotators at market prices according to their workload (the number of images per hour) and we designed bonus rules for the senior annotators to check out annotation errors. In addition, we

Dataset	#Sent	Avg.Length	#Misspelled	#Faked
SIGHAN2013	1,700	60.9	1,567	-
SIGHAN2014	4,499	49.7	5,893	-
SIGHAN2015	3,439	31.1	3,740	-
Visual-C³	10,072	40.4	5,670	6,349

Table 1: Statistics of CSC datasets. Column Sentence represents the number of samples in this dataset.

designed a batch annotation method, that is, we divided the entire raw data into 10 batches, and the data was annotated and submitted in batches. In the process of advancing the annotation workflow, we (i.e., the core authors) will randomly select 20% of the data submitted by senior annotation experts for sampling check. If the annotation accuracy of randomly selected samples is lower than 95%, this batch will be returned for re-annotation. Overall, the entire annotation process of Visual-C³ lasted about 3 months.

3.2 Dataset Analysis

Dataset Statistics Visual-C³ consists of 10,072 sentences represented by images and 12,019 wrong characters are manually annotated by well-trained annotators. We randomly divided the training set, validation set, and test set according to the ratio of 3:1:1. We counted three attributes, namely average length, number of misspellings, and number of faked characters, respectively. As can be seen from Table 1, compared with the previously widely used CSC datasets, our Visual-C³ is not only the first dataset containing faked characters, but its data size is also very competitive.

Dataset Quality Considering that the batch annotation method we designed has guaranteed the annotation accuracy to a certain extent, we further measure the agreements between multiple annotators. In particular, we calculate the Fleiss’ kappa (Moons and Vandervieren, 2023) to verify the annotator agreement of labeling the original/correct sentences of images, the result is 85.20%, which indicates that our annotation can be regarded as “almost perfect agreement” (Landis and Koch, 1977).

3.3 Benchmark Settings

Task Formulation Our Visual-C³ benchmark focuses on Visual Chinese Character Checking. To fully exploit Visual-C³ so that it more comprehensively evaluates the model’s Chinese Character Checking capabilities, especially the processing

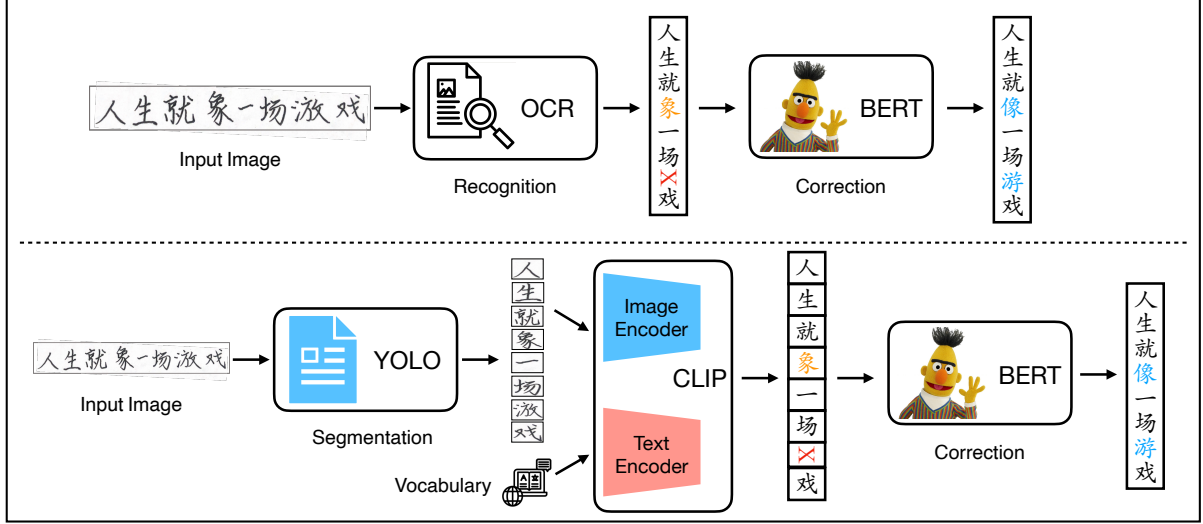


Figure 3: Illustration of our designed baseline methods, namely OCR-based method (top) and CLIP-based method (bottom).

capabilities of the faked characters, we divide Visual Chinese Character Checking into two subtasks based on Visual-C³.

- (1) **Detection Subtask:** The inputs are images from Visual-C³, and the ideal outputs are corresponding text marked with faked and misspelled character positions. Note that the core of the detection subtask is to accurately identify which characters in the image are faked and which characters are misspelled. It does not require the model to know the correct characters corresponding to the faked or misspelled characters.
- (2) **Correction Subtask:** After the detection subtask has accurately located which characters in the image are faked or misspelled, the correction subtask further requires the model to output a text with no wrong characters at all, that is, to correct the detected faked and misspelled characters.

Evaluation Metrics In terms of evaluation granularity, there are two levels of metrics, i.e., character and sentence levels. The sentence-level metric requires that all the wrong characters in a sentence are successfully detected and corrected. And the sentence-level metric is more difficult than the character-level metric, because a sentence may have multiple wrong characters, and the character-level metric is more microscopic and detailed than the sentence-level metric. Specifically, we calculate the Precision, Recall, and F1 score for the de-

tection and correction subtasks. At the same time, in order to evaluate the model’s processing capabilities for different types of characters in more detail, we also calculate metrics separately for faked and misspelled characters.

4 Models and Baselines

To reflect the usability of Visual-C³ and provide reference ideas for future research on Visual-C³, we design and propose two baseline methods, namely OCR-based and CLIP-based methods, as illustrated in Figure 3.

4.1 OCR-based Method

The OCR-based method consists of two modules, namely the recognition module and the correction module. The recognition module is responsible for obtaining text content by identifying the characters in the input images, while the correction module corrects based on the output of the recognition module and outputs text without incorrect characters.

Recognition Module To recognize the Chinese characters on the images, we utilize an OCR model which has the ability to convert images into texts. Specifically, the input of this module is the image I with n characters and the output is the text $X = (x_1, x_2, \dots, x_n)$ with faked and unknown characters. Consistent with the dataset annotation, the faked character is marked as “X” and the unknown character is marked as “U”.

In particular, for traditional OCR methods, a great challenge with Visual-C³ is how to recognize

the faked characters. Therefore, we propose two strategies to solve this dilemma. Heuristically, we treat characters that can not be well recognized by the OCR model as faked characters, because their failure to be recognized indicates that they are ambiguous. Specifically, any characters whose recognition module output confidence score is below a reasonable threshold thr will be classified as faked characters. Additionally, because the traditional OCR model lacks the inherent ability to recognize the faked characters, we employ our training datasets with customized vocabulary to train the OCR model. After fine-tuning, the OCR model in the recognition module will have the ability to recognize faked characters without any artificially set heuristic thresholds.

Correction Module The correction module is a sequential multi-class labeling model based on transformers represented by BERT (Devlin et al., 2019; Cui et al., 2021). The input is the texts with faked and misspelled characters $X = (x_1, x_2, \dots, x_n)$ and the output is a sequence of characters $Y = (y_1, y_2, \dots, y_n)$.

For each character of the sequence, the probability of error correction is defined as

$$P(y_i = j|X) = \text{softmax}(Wh_i + b)[j] \quad (1)$$

where $P_c(y_i = j|X)$ is the conditional probability that character x_i is corrected as the character j in the vocabulary, h_i denotes the hidden state, W and b are learnable parameters. Through this paradigm, the character that has the highest probability is selected from the vocabulary as output for character x_i . It is worth noting that the vocabulary of the correction module will be extended with the special tokens “U” and “X” to facilitate it to receive the output of the recognition module.

4.2 CLIP-based Method

The CLIP-based method is divided into three modules, which are the segmentation module, retrieval module, and correction module. The segmentation module is to segment a sentence-level image into character-level images. The retrieval module is to map each character-level image to its original Chinese character. And the function of the correction module is the same as the OCR-based method’s.

Segmentation Module In the segmentation module, our primary objective is to accurately identify and arrange each character present in the image,

following a traditional left-to-right and top-down ordering scheme.

To accomplish character segmentation, we employ an object detection approach capable of identifying all characters within the image. This method enables us to extract the individual characters present in the image. Specifically, given the image I , we can obtain the coordinates of the upper left corner (L_X, L_Y) , as well as the width W and height H of each of the n character-level sub-images segmented.

While the object detection model effectively identifies the characters in the image, arranging them in the correct order poses an enormous challenge. Consequently, we propose a regularization sorting algorithm as outlined in Algorithm 1 to establish the appropriate sequence of characters. Finally, the segmentation module will get a sequence of character-level images sorted according to the order of characters in the sentence.

Algorithm 1 Regularization Sorting

Input: L_X, L_Y, W, H

Output: Sorted $\tilde{L}_X, \tilde{L}_Y, \tilde{W}, \tilde{H}$

- 1: $\tilde{L}_X \leftarrow \emptyset, \tilde{L}_Y \leftarrow \emptyset, \tilde{W} \leftarrow \emptyset, \tilde{H} \leftarrow \emptyset$
 - 2: **repeat**
 - 3: Calculate the average value \bar{M} within the range of α for the minimum values of L_Y
 - 4: Treat the index i of characters that are within a distance of β from the mean \bar{M}
 - 5: Sort i according to horizontal coordinate from small to large, it is put into \tilde{X}
 - 6: Take sorted coordinates according to i into $\tilde{L}_X, \tilde{L}_Y, \tilde{W}, \tilde{H}$
 - 7: Remove the coordinates already taken from L_X, L_Y, W, H
 - 8: **until** $|L_X| \leq 0$
 - 9: **return** $\tilde{L}_X, \tilde{L}_Y, \tilde{W}, \tilde{H}$
-

Retrieval Module After obtaining the images of each character sequentially, we carry out the image-text retrieval task based on CLIP (Radford et al., 2021). The CLIP model usually has a text encoder and an image encoder to obtain the respective representations of texts and images, and then we can match or retrieve texts based on images according to the similarity between the representations of images and texts, this is the core objective of our designed image-text retrieval task. Particularly, we train the CLIP model from scratch on Visual-C³, giving it the ability to retrieve corresponding

Methods	Detection (Character-Level)			Correction (Character-Level)			Detection (Sentence-Level)			Correction (Sentence-Level)		
	Prec.	Rec.	F1.	Prec.	Rec.	F1.	Prec.	Rec.	F1.	Prec.	Rec.	F1.
OCR-Based Method	3.6	42.2	6.6	2.0	23.5	3.7	0.8	2.8	1.3	0.3	0.9	0.4
+ Fine-tuned Recognition	16.0	56.3	25.0	14.1	49.3	21.9	11.6	23.4	15.5	9.4	19.0	12.6
+ Fine-tuned Recognition/Correction	16.2	55.8	25.1	14.2	49.3	22.0	12.4	24.7	16.6	10.0	20.0	13.4
CLIP-Based Method	9.8	55.7	16.8	8.5	48.3	14.5	5.4	13.5	7.7	4.3	10.6	6.0
+ Fine-tuned Correction	10.1	56.9	17.2	8.7	48.9	14.8	5.5	13.5	7.8	4.7	11.5	6.7

Table 2: Performance of different methods on the misspelled characters of Visual-C³ test set.

Methods	Detection (Character-Level)			Correction (Character-Level)			Detection (Sentence-Level)			Correction (Sentence-Level)		
	Prec.	Rec.	F1.	Prec.	Rec.	F1.	Prec.	Rec.	F1.	Prec.	Rec.	F1.
OCR-Based Method	3.6	36.0	6.5	0.3	2.9	0.5	0.3	0.8	0.4	0.0	0.0	0.0
+ Fine-tuned Recognition	13.1	20.9	16.1	5.9	9.3	7.2	8.6	9.1	8.8	4.7	5.0	4.9
+ Fine-tuned Recognition/Correction	13.1	20.9	16.1	7.1	11.4	8.8	8.6	9.1	8.8	6.1	6.4	6.2
CLIP-Based Method	14.3	15.5	14.9	6.7	7.2	6.9	7.6	8.5	8.0	4.4	4.9	4.6
+ Fine-tuned Correction	14.3	15.5	14.9	9.2	9.9	9.5	7.6	8.5	8.0	5.8	6.4	6.1

Table 3: Performance of different methods on the faked characters of Visual-C³ test set.

Chinese characters based on images, especially the ability to identify faked characters. Through the retrieval module, we obtain the text including misspelled and fake characters after this module.

For the training of our used CLIP model, we instruct the text encoder to align itself with the image embedding by maximizing the cosine similarity between paired image/text embeddings within the batch, while simultaneously minimizing the cosine similarity of unpaired image/text within the batch. We optimize the CLIP model with the similarity score utilizing the contrastive loss:

$$L = -\frac{1}{n} \sum_{j=1}^n \log \frac{\exp(\text{sim}(z_j^t, z_i^t)/\tau)}{\sum_{k=1}^n \exp(\text{sim}(z_j^t, z_k^t)/\tau)} \quad (2)$$

where $z^t = [z_1^t, z_2^t, \dots, z_n^t]$ represents the latent representations of texts, while $z^i = [z_1^i, z_2^i, \dots, z_n^i]$ represents those of images within a mini-batch comprising n samples.

Correction Module The function and implementation of this part module are the same as the correction module of the OCR-based method.

5 Experiments and Analyses

In this section, we introduce the details of our experiments to evaluate our proposed baseline methods.

5.1 Implementation Details

All the models presented in this paper are implemented using Python (Version 3.7.15) and the Py-

Torch framework (Version 1.12.1). For the OCR-based method, we select the PaddleOCRv3 of handwriting (Li et al., 2022a) to be the recognition module. If the recognition module is not fine-tuned, the faked characters will be classified by the *thr* of 0.2. We utilize the advanced and widely used YOLOv8 model³ to segment sentence-level images into character-level images. For the implementation of our CLIP model in the retrieval module, we initialize the image encoder and text encoder with the ResNet-50 (He et al., 2016) and RoBERTa-base (Liu et al., 2019). As for the correction module, we utilize the *BERT_{BASE}* (Devlin et al., 2019) which has 12 transformer layers with 12 attention heads.

Regarding the fine-tuning details, the recognition module of the OCR-based baseline is trained over 500 epochs, with a learning rate of 4e-5 and a batch size of 50. For the CLIP-based baseline, the detection module is trained for 2,000 epochs, employing a learning rate of 5e-5 and a batch size of 256. Additionally, the correction module is fine-tuned for 10 epochs, using a learning rate of 5e-5 and a batch size of 4.

5.2 Main Results

From Table 2 and Table 3, we have the following observations:

1. When not fine-tuned, the pre-trained OCR

³<https://github.com/ultralytics/ultralytics>

model performs extremely poorly on Visual-C³, which indicates that existing OCR methods cannot work well on our dataset and reflects the challenging nature of our dataset. In particular, for the faked characters, the performance of our proposed baselines is still unsatisfactory even after fine-tuning. Therefore, how to empower machines to process A characters our work focuses on is obviously very urgent and important for the community.

2. For the misspelled characters, we find that the models’ recall is much higher than its precision. This is because the model corrects a large number of characters, thereby incorrectly modifying many correct characters. Therefore, the poor performance of the BERT-based correction module on the misspelled characters indicates that the text content of Visual-C³ is also very difficult for mainstream CSC models, which once again reflects the challenge of our dataset.
3. We are pleasantly surprised to find that the performance of the CLIP-based method we proposed is not very poor, which shows that our innovative idea of identifying the faked characters through image and text retrieval is completely feasible, which is also instructive for future research on the Visual-C³ dataset.

5.3 Performance Analysis

Methods	Misspelled	Faked	Correct	Average
Fine-tuned OCR	0.694	0.209	0.944	0.929
Fine-tuned CLIP	0.732	0.155	0.929	0.914

Table 4: The character accuracy of the OCR model and the CLIP model. The total numbers of misspelled, faked, and correct characters in the test set of Visual-C³ are 788, 1,223, and 79,141 respectively.

The OCR and CLIP Performance: Table 4 reports the performance of our fine-tuned OCR model and CLIP model, i.e., their character recognition (or retrieval) accuracy. After fine-tuning on Visual-C³, both the OCR model and the CLIP model have considerable average character recognition accuracy and a certain ability to distinguish the faked characters. Of course, we have to admit that compared with the misspelled and correct characters, our fine-tuned models’ processing ability for the faked characters is still much inferior. Obviously,

simple fine-tuning is not enough. We encourage subsequent researchers to make greater innovations in the model structure to obtain better performance of the faked characters on the Visual-C³ dataset.

Character Type	Correction (Character-Level)			Correction (Sentence-Level)		
	Prec.	Rec.	F1.	Prec.	Rec.	F1.
Misspelled	72.7	47.3	57.3	52.7	40.4	45.8
Faked	63.8	63.8	63.8	58.4	58.4	58.4

Table 5: The performance upper bounds of different methods for different types of characters.

Correction Upper Bound: To further measure the difficulty of the text content of our dataset for existing error correction methods, we study the performance upper bound of the correction module in our baselines. Specifically, we directly input the original text annotated in Visual-C³ into the correction module to observe its correction performance. Note that we only report the performance of the fine-tuned correction module. From Table 5, we know that BERT’s performance on Visual-C³ is not very high, and BERT can achieve at least a score of 63.4 or more on sentence-level correction F1 on previously widely used CSC datasets such as SIGHAN13/14/15 (Wu et al., 2013b; Yu et al., 2014; Tseng et al., 2015). This performance gap indicates that the text content of our dataset is more complex than the previous CSC datasets and we think this difficulty stems from the fact that our dataset is collected from completely real scenes.

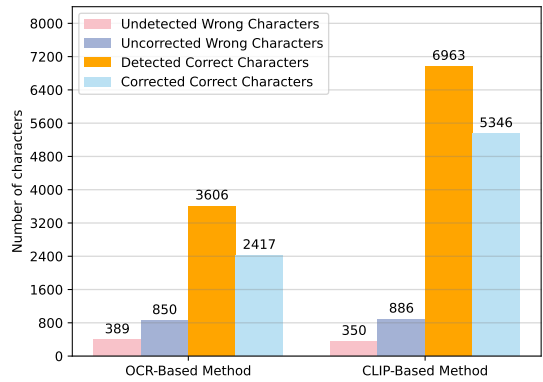


Figure 4: Statistics of characters that are mishandled. The total numbers of wrong and correct characters in the test set of Visual-C³ are 2,011, and 79,141 respectively.

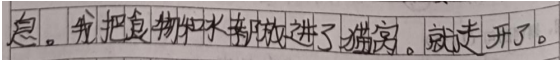
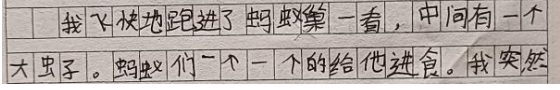
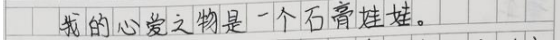
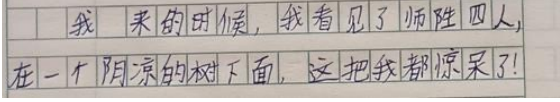
Image & Original Text	Output	Result
 <p>息。我把食物和水都放进了猫X。就走开了。</p>	<p>OCR: 息。我把食物和水都放进了猫X。就走开了。 ✓</p> <p>CLIP: 息。我把食物和水都放进了猫X。就走开了。 ✓</p>	
 <p>我飞快地跑进了蚂蚁巢一看，中间有一个大虫子。蚂蚁们一个一个的给他进食。我X然</p>	<p>OCR: 我飞快地跑进了蚂蚁巢一看，中间有一个大虫子。蚂蚁们一个一个的给他进食。我突然 X</p> <p>CLIP: 我飞快地跑进了蚂蚁巢一看，中间有一个大虫子。蚂蚁们一个一个的给他进食。我X然 ✓</p>	
 <p>我的心X之物是一种石X娃娃。</p>	<p>OCR: 我的心X之物是一种石X娃娃 ✓</p> <p>CLIP: 我的心X之物是一种石高娃娃 X</p>	
 <p>我来的时候，我看见了师X四人，在一个阴凉的树下面，这把我都惊呆了！</p>	<p>OCR: 我来的时候，我看见了师陆四人，在一个阳凉的树下面，这把我都惊呆了！ X</p> <p>CLIP: 我来的时候，我看见了师性四人，在一个X凉的树下面，这把我都惊呆了： X</p>	

Figure 5: Some examples of our designed baselines. A ✓ mark indicates that the output of the corresponding method is correct, and a ✗ mark means that the output of the corresponding method is problematic.

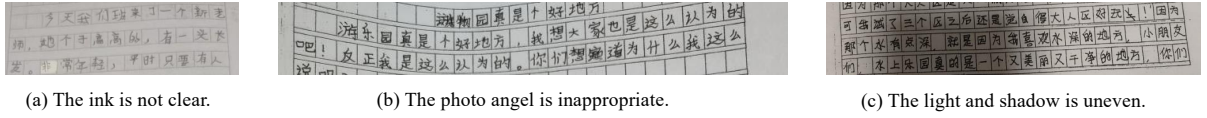


Figure 6: Representatives of hard samples from the Visual-C³ dataset.

5.4 Error Analysis

In order to conduct fine-grained analyses of what our proposed baseline methods do not do well, we perform error analysis on the fine-tuned OCR and CLIP-based methods. As shown in Figure 4, we count the cases where different methods mishandle wrong characters (including misspelled and faked characters) and correct characters. We notice that whether it is the OCR-based or CLIP-based method, they tend to detect or correct a large number of correct characters wrongly (it should be emphasized that the proportion of correct characters that are mishandled is not high). Based on our observations, we think that this kind of error mainly comes from the recognition module of the OCR-based method or the segmentation and retrieval modules of the CLIP-based method. Especially for the CLIP-based method, although we innovatively propose the method of image and text retrieval to

identify the faked characters in images, the pipeline paradigm of first segmenting the sentence-level image into small character-level images and then retrieving will result in a certain degree of error accumulation. For the OCR-based method, the accuracy of the recognition module also determines the performance ceiling of the entire method to a certain extent. Therefore, studying how to identify the faked characters from images in an end-to-end manner will be a challenging and valuable research direction for the Visual-C³ dataset in the future.

5.5 Case Study

Model Cases: In Figure 5, we select some examples of successful and failed OCR/CLIP model processing for demonstration. From these cases, we know that after fine-tuning on the Visual-C³ dataset, both the traditional OCR model and our newly proposed CLIP-based image-text retrieval model have the ability to recognize the faked characters in im-

ages. For future studies on Visual-C³, we think there are two ideas that can improve model performance. First, how can we make the model better handle complex characters with many strokes, such as “突” in the second case and “膏” in the third case? Second, it is crucial to improve the model to distinguish between the faked characters and misspelled characters with similar strokes. For example, in the fourth case, the model should detect the character in the image as a faked character, but it instead gives a “陆” with similar strokes as the output, which would lead to a decrease in the model’s faked character detection performance.

Dataset Challenges: During constructing the Visual-C³ dataset, some hard samples are observed by our annotators, as shown in Figure 6. For the part of hard samples, we do not exclude them from our dataset because we think that the situations represented by these samples are exactly what the model would encounter when deployed in real scenarios. Although these samples will cause difficulties for the model, if a model achieves competitive performance on our dataset, the model will ultimately not suffer much performance loss in the real application environment. Therefore, compared with previous related datasets, the fact that the data comes entirely from the real world is also a major feature and advantage of Visual-C³.

6 Conclusion

In this paper, we first pay attention to the faked character, which has never been focused on in previous Chinese Character Checking works. To empower machines to automatically process the faked characters, we construct and annotate Visual-C³, a large-scale visual Chinese Character Checking dataset with faked and misspelled Chinese characters. Furthermore, we design and implement two baseline methods with different ideas. In particular, we first propose the idea of using image-text retrieval to detect the faked characters in the images. Experimental results and detailed analyses indicate that our proposed baselines are effective and Visual-C³ is very challenging and of great research value. We hope our work provides better resources and a new research direction for the Chinese NLP community. In the future, we will carefully design and develop more clever models to achieve better performance on the Visual-C³ dataset, promoting the research of writing assistance to the more realistic and intelligent stage.

Limitations

We conduct experiments on Visual-C³ employing two proposed baselines. Due to hardware resource limitations, we only use the base-level pre-trained weights to initialize each module in our baseline methods. In addition, because the collection and annotation of the dataset cost a lot of money, we do not have enough financial budget to test the performance of large models such as GPT-4v on our dataset. Of course, the main contribution of our work is to provide new research directions and data resources. Our designed baselines are also mainly to verify the usability of the dataset itself and to provide model design ideas for subsequent researchers to refer to. Therefore, We believe that using larger scale models to obtain better performance can be left as future work.

Ethics Statement

In this paper, we present the human-annotated Visual-C³, which focuses on real-world writing assistance scenes. We have described the details of the collection, preprocessing, and annotation of our dataset in the main text of our paper. It is worth noting that all data in our dataset has obtained authorization from its providers and is desensitized before annotation to ensure that the privacy of the data providers would not be leaked. Besides, the Chinese Character Checking task itself comes from very common and important application requirements in daily life and is designed to be convenient for human daily life. Therefore, neither the task on which our work focuses nor the dataset presented poses potential harm to human society.

References

- Steve Cassidy. 2016. Publishing the trove newspaper corpus. In *Proceedings of the Tenth International Conference on Language Resources and Evaluation (LREC’16)*, pages 4520–4525.
- Keh-Jiann Chen and Ming-Hong Bai. 1998. [Unknown word detection for chinese by a corpus-based learning method](#). *Int. J. Comput. Linguistics Chin. Lang. Process.*, 3(1).
- Zhuo Chen, Lingbing Guo, Yin Fang, Yichi Zhang, Jiaoyan Chen, Jeff Z. Pan, Yangning Li, Huajun Chen, and Wen Zhang. 2023. [Rethinking uncertainly missing and ambiguous visual modality in multi-modal entity alignment](#). In *The Semantic Web - ISWC 2023 - 22nd International Semantic Web Conference, Athens, Greece, November 6-10, 2023, Proceedings, Part I*,

- volume 14265 of *Lecture Notes in Computer Science*, pages 121–139. Springer.
- Guillaume Chiron, Antoine Doucet, Mickaël Coustaty, and Jean-Philippe Moreux. 2017. Icdar2017 competition on post-ocr text correction. In *2017 14th IAPR International Conference on Document Analysis and Recognition (ICDAR)*, volume 1, pages 1423–1428. IEEE.
- Yiming Cui, Wanxiang Che, Ting Liu, Bing Qin, and Ziqing Yang. 2021. [Pre-training with whole word masking for chinese BERT](#). *IEEE ACM Trans. Audio Speech Lang. Process.*, 29:3504–3514.
- Jacob Devlin, Ming-Wei Chang, Kenton Lee, and Kristina Toutanova. 2019. [BERT: Pre-training of deep bidirectional transformers for language understanding](#). In *Proceedings of the 2019 Conference of the North American Chapter of the Association for Computational Linguistics: Human Language Technologies, Volume 1 (Long and Short Papers)*, pages 4171–4186, Minneapolis, Minnesota. Association for Computational Linguistics.
- Chenhe Dong, Yinghui Li, Haifan Gong, Miaoxin Chen, Junxin Li, Ying Shen, and Min Yang. 2023. [A survey of natural language generation](#). *ACM Comput. Surv.*, 55(8):173:1–173:38.
- Wanyu Du, Zae Myung Kim, Vipul Raheja, Dhruv Kumar, and Dongyeop Kang. 2022. [Read, revise, repeat: A system demonstration for human-in-the-loop iterative text revision](#). *CoRR*, abs/2204.03685.
- Takao Fujikawa. 1990. Public meetings in new south wales, 1871/1901. *Journal of the Royal Australian Historical Society*, 76(1):45–61.
- Kaiming He, Xiangyu Zhang, Shaoqing Ren, and Jian Sun. 2016. [Deep residual learning for image recognition](#). In *2016 IEEE Conference on Computer Vision and Pattern Recognition, CVPR 2016, Las Vegas, NV, USA, June 27-30, 2016*, pages 770–778. IEEE Computer Society.
- Haojing Huang, Jingheng Ye, Qingyu Zhou, Yinghui Li, Yangning Li, Feng Zhou, and Hai-Tao Zheng. 2023. [A frustratingly easy plug-and-play detection-and-reasoning module for chinese spelling check](#). *CoRR*, abs/2310.09119.
- Li Huang, Junjie Li, Weiwei Jiang, Zhiyu Zhang, Minchuan Chen, Shaojun Wang, and Jing Xiao. 2021. [PHMOSpell: Phonological and morphological knowledge guided Chinese spelling check](#). In *Proceedings of the 59th Annual Meeting of the Association for Computational Linguistics and the 11th International Joint Conference on Natural Language Processing (Volume 1: Long Papers)*, pages 5958–5967, Online. Association for Computational Linguistics.
- Wangjie Jiang, Zhihao Ye, Zijing Ou, Ruihui Zhao, Jianguang Zheng, Yi Liu, Bang Liu, Siheng Li, Yujie Yang, and Yefeng Zheng. 2022. *Mscsset: A specialist-annotated dataset for medical-domain chinese spelling correction*. In *Proceedings of the 31st ACM International Conference on Information & Knowledge Management*, pages 4084–4088.
- Léane Jourdan, Florian Boudin, Richard Dufour, and Nicolas Hernandez. 2023. [Text revision in scientific writing assistance: An overview](#). *CoRR*, abs/2303.16726.
- J Richard Landis and Gary G Koch. 1977. The measurement of observer agreement for categorical data. *biometrics*, pages 159–174.
- Chenxia Li, Weiwei Liu, Ruoyu Guo, Xiaoting Yin, Kaitao Jiang, Yongkun Du, Yuning Du, Lingfeng Zhu, Baohua Lai, Xiaoguang Hu, Dianhai Yu, and Yanjun Ma. 2022a. [Pp-ocrv3: More attempts for the improvement of ultra lightweight OCR system](#). *CoRR*, abs/2206.03001.
- Yangning Li, Jiaoyan Chen, Yinghui Li, Yuejia Xiang, Xi Chen, and Hai-Tao Zheng. 2023a. [Vision, deduction and alignment: An empirical study on multi-modal knowledge graph alignment](#). In *IEEE International Conference on Acoustics, Speech and Signal Processing ICASSP 2023, Rhodes Island, Greece, June 4-10, 2023*, pages 1–5. IEEE.
- Yangning Li, Tingwei Lu, Yinghui Li, Tianyu Yu, Shulin Huang, Hai-Tao Zheng, Rui Zhang, and Jun Yuan. 2023b. [MESED: A multi-modal entity set expansion dataset with fine-grained semantic classes and hard negative entities](#). *CoRR*, abs/2307.14878.
- Yinghui Li, Haojing Huang, Shirong Ma, Yong Jiang, Yangning Li, Feng Zhou, Hai-Tao Zheng, and Qingyu Zhou. 2023c. [On the \(in\)effectiveness of large language models for chinese text correction](#). *CoRR*, abs/2307.09007.
- Yinghui Li, Shulin Huang, Xinwei Zhang, Qingyu Zhou, Yangning Li, Ruiyang Liu, Yunbo Cao, Hai-Tao Zheng, and Ying Shen. 2023d. [Automatic context pattern generation for entity set expansion](#). *IEEE Trans. Knowl. Data Eng.*, 35(12):12458–12469.
- Yinghui Li, Yangning Li, Yuxin He, Tianyu Yu, Ying Shen, and Hai-Tao Zheng. 2022b. [Contrastive learning with hard negative entities for entity set expansion](#). In *SIGIR '22: The 45th International ACM SIGIR Conference on Research and Development in Information Retrieval, Madrid, Spain, July 11 - 15, 2022*, pages 1077–1086. ACM.
- Yinghui Li, Shirong Ma, Qingyu Zhou, Zhongli Li, Li Yangning, Shulin Huang, Ruiyang Liu, Chao Li, Yunbo Cao, and Haitao Zheng. 2022c. [Learning from the dictionary: Heterogeneous knowledge guided fine-tuning for Chinese spell checking](#). In *Findings of the Association for Computational Linguistics: EMNLP 2022*, pages 238–249, Abu Dhabi, United Arab Emirates. Association for Computational Linguistics.

- Yinghui Li, Qingyu Zhou, Yangning Li, Zhongli Li, Ruiyang Liu, Rongyi Sun, Zizhen Wang, Chao Li, Yunbo Cao, and Hai-Tao Zheng. 2022d. [The past mistake is the future wisdom: Error-driven contrastive probability optimization for Chinese spell checking](#). In *Findings of the Association for Computational Linguistics: ACL 2022*, pages 3202–3213, Dublin, Ireland. Association for Computational Linguistics.
- Chao-Lin Liu, Min-Hua Lai, Yi-Hsuan Chuang, and Chia-Ying Lee. 2010. [Visually and phonologically similar characters in incorrect simplified Chinese words](#). In *Coling 2010: Posters*, pages 739–747, Beijing, China. Coling 2010 Organizing Committee.
- Ruiyang Liu, Yinghui Li, Linmi Tao, Dun Liang, and Hai-Tao Zheng. 2022. [Are we ready for a new paradigm shift? A survey on visual deep MLP](#). *Patterns*, 3(7):100520.
- Yinhan Liu, Myle Ott, Naman Goyal, Jingfei Du, Mandar Joshi, Danqi Chen, Omer Levy, Mike Lewis, Luke Zettlemoyer, and Veselin Stoyanov. 2019. [Roberta: A robustly optimized BERT pretraining approach](#). *CoRR*, abs/1907.11692.
- Shangbang Long, Xin He, and Cong Yao. 2021. [Scene text detection and recognition: The deep learning era](#). *Int. J. Comput. Vis.*, 129(1):161–184.
- Qi Lv, Ziqiang Cao, Lei Geng, Chunhui Ai, Xu Yan, and Guohong Fu. 2023. General and domain-adaptive chinese spelling check with error-consistent pretraining. *ACM Transactions on Asian and Low-Resource Language Information Processing*, 22(5):1–18.
- Shirong Ma, Yinghui Li, Haojing Huang, Shulin Huang, Yangning Li, Hai-Tao Zheng, and Ying Shen. 2023. [Progressive multi-task learning framework for chinese text error correction](#). *CoRR*, abs/2306.17447.
- Shirong Ma, Yinghui Li, Rongyi Sun, Qingyu Zhou, Shulin Huang, Ding Zhang, Yangning Li, Ruiyang Liu, Zhongli Li, Yunbo Cao, Haitao Zheng, and Ying Shen. 2022. [Linguistic rules-based corpus generation for native chinese grammatical error correction](#). In *Findings of the Association for Computational Linguistics: EMNLP 2022, Abu Dhabi, United Arab Emirates, December 7-11, 2022*, pages 576–589. Association for Computational Linguistics.
- Filip Moons and Ellen Vandervieren. 2023. [Measuring agreement among several raters classifying subjects into one-or-more \(hierarchical\) nominal categories. a generalisation of fleiss’ kappa](#).
- Hung Tuan Nguyen, Cuong Tuan Nguyen, Pham The Bao, and Masaki Nakagawa. 2018. A database of unconstrained vietnamese online handwriting and recognition experiments by recurrent neural networks. *Pattern Recognition*, 78:291–306.
- Alec Radford, Jong Wook Kim, Chris Hallacy, Aditya Ramesh, Gabriel Goh, Sandhini Agarwal, Girish Sastry, Amanda Askell, Pamela Mishkin, Jack Clark, Gretchen Krueger, and Ilya Sutskever. 2021. [Learning transferable visual models from natural language supervision](#). In *Proceedings of the 38th International Conference on Machine Learning*, volume 139 of *Proceedings of Machine Learning Research*, pages 8748–8763. PMLR.
- Tim Sherratt. 2021. Glam workbench—using the trove newspaper & gazette harvester (the web app version).
- Carola Strobl, Emilie Ailhaud, Kalliopi Benetos, Ann Devitt, Otto Kruse, Antje Proske, and Christian Rapp. 2019. [Digital support for academic writing: A review of technologies and pedagogies](#). *Comput. Educ.*, 131:33–48.
- Koji Tanaka, Chenhui Chu, Tomoyuki Kajiwar, Yuta Nakashima, Noriko Takemura, Hajime Nagahara, and Takao Fujikawa. 2022. Corpus construction for historical newspapers: A case study on public meeting corpus construction using ocr error correction. *SN Computer Science*, 3(6):489.
- Yuen-Hsien Tseng, Lung-Hao Lee, Li-Ping Chang, and Hsin-Hsi Chen. 2015. Introduction to sighan 2015 bake-off for chinese spelling check. In *Proceedings of the Eighth SIGHAN Workshop on Chinese Language Processing*, pages 32–37.
- Dingmin Wang, Yi Tay, and Li Zhong. 2019. [Confusionset-guided pointer networks for Chinese spelling check](#). In *Proceedings of the 57th Annual Meeting of the Association for Computational Linguistics*, pages 5780–5785, Florence, Italy. Association for Computational Linguistics.
- Wei Wang and Jianming Wu. 2023. [Chinese linguistics: An introduction](#). *Open Journal of Modern Linguistics*, 13:515–522.
- Hongqiu Wu, Shaohua Zhang, Yuchen Zhang, and Hai Zhao. 2023. Rethinking masked language modeling for chinese spelling correction. *arXiv preprint arXiv:2305.17721*.
- Jian-cheng Wu, Hsun-wen Chiu, and Jason S. Chang. 2013a. [Integrating dictionary and web n-grams for Chinese spell checking](#). In *International Journal of Computational Linguistics & Chinese Language Processing, Volume 18, Number 4, December 2013-Special Issue on Selected Papers from ROCLING XXV*.
- Shih-Hung Wu, Chao-Lin Liu, and Lung-Hao Lee. 2013b. Chinese spelling check evaluation at sighan bake-off 2013. In *Proceedings of the Seventh SIGHAN Workshop on Chinese Language Processing*, pages 35–42.
- Heng-Da Xu, Zhongli Li, Qingyu Zhou, Chao Li, Zizhen Wang, Yunbo Cao, Heyan Huang, and Xian-Ling Mao. 2021. [Read, listen, and see: Leveraging multimodal information helps Chinese spell checking](#). In *Findings of the Association for Computational Linguistics: ACL-IJCNLP 2021*, pages 716–728, Online. Association for Computational Linguistics.

- Jingheng Ye, Yinghui Li, Yangning Li, and Hai-Tao Zheng. 2023a. [Mixedit: Revisiting data augmentation and beyond for grammatical error correction](#). *CoRR*, abs/2310.11671.
- Jingheng Ye, Yinghui Li, Qingyu Zhou, Yangning Li, Shirong Ma, Hai-Tao Zheng, and Ying Shen. 2023b. [CLEME: debiasing multi-reference evaluation for grammatical error correction](#). *CoRR*, abs/2305.10819.
- Junjie Yu and Zhenghua Li. 2014. [Chinese spelling error detection and correction based on language model, pronunciation, and shape](#). In *Proceedings of The Third CIPS-SIGHAN Joint Conference on Chinese Language Processing, Wuhan, China, October 20-21, 2014*, pages 220–223. Association for Computational Linguistics.
- Liang-Chih Yu, Lung-Hao Lee, Yuen-Hsien Tseng, and Hsin-Hsi Chen. 2014. Overview of sighan 2014 bake-off for chinese spelling check. In *Proceedings of The Third CIPS-SIGHAN Joint Conference on Chinese Language Processing*, pages 126–132.
- Ding Zhang, Yinghui Li, Qingyu Zhou, Shirong Ma, Yangning Li, Yunbo Cao, and Hai-Tao Zheng. 2023. [Contextual similarity is more valuable than character similarity: An empirical study for chinese spell checking](#). In *IEEE International Conference on Acoustics, Speech and Signal Processing ICASSP 2023, Rhodes Island, Greece, June 4-10, 2023*, pages 1–5. IEEE.