

LogicNet: A Logical Consistency Embedded Face Attribute Learning Network

Haiyu Wu¹, Sicong Tian², Huayu Li³, Kevin W. Bowyer¹

¹University of Notre Dame

²Indiana University South Bend

³University of Arizona

Abstract

Ensuring logical consistency in predictions is a crucial yet overlooked aspect in face attribute classification. We explore the potential reasons for this oversight and introduce two pressing challenges to the field: 1) How can we ensure that a model, when trained with data checked for logical consistency, yields predictions that are logically consistent? 2) How can we achieve the same with training data that hasn't undergone logical consistency checks? Minimizing manual effort is also essential for enhancing automation. To address these challenges, we introduce two datasets, FH41K and CelebA-logic, and propose LogicNet, which combines adversarial learning and label poisoning to learn the logical relationship between attributes without need for post-processing steps. Accuracy of LogicNet surpasses that of the next-best approach by 13.36%, 9.96%, and 1.01% on FH37K, FH41K, and CelebA-logic, respectively. In real-world case analysis, our approach can achieve a reduction of more than 50% in the average number of failed cases (logically inconsistent attributes) compared to other methods. Code link: <https://github.com/HaiyuWu/LogicNet/tree/main>.

1. Introduction

Where does the logical consistency problem arise in computer vision? In the realm of multi-attribute classification, models are trained to predict the attributes represented in a given image. Examples include facial attributes [23, 31, 46], clothing styles [7, 30], autonomous driving [12], human action recognition [28], and others. Whenever multiple attributes are predicted for an image, logical relationships may potentially exist among these attributes. For instance, in a popular scheme for predicting attributes in face images [31], the attributes `goatee`, `no beard`, and `mustache` are predicted independently. Note that, in CelebA, `mustache` is a type of beard based on the ground truth. Logically, then, if `no beard` is predicted as true, then both `goatee` and `mustache` should be predicted

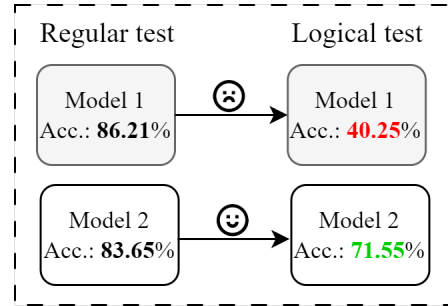


Figure 1. Regular and logical tests on two model types. Model 1 and Model 2 trained without and with logical relationships between predicted results, respectively. In real-world deployment, Model 2 provides more reliable predictions.

as false. Logical consistency issues may arise in more subtle interactions as well. For example, if `wearing hat` is predicted as true, then the information required to make a prediction for `bald` is occluded. Similarly, if `wearing sunglasses` is predicted as true, then the information to predict `narrow eyes` or `eyes closed` is occluded. Analogous logical relationships exist in other datasets. In DeepFashion [30], it would be logically inconsistent to predict both `long-sleeve` and `sleeveless` as true for the same garment. In ROAD-R [12], `red light` and `green light` are mutually exclusive. Issues of logical consistency can arise in various areas of computer vision, particularly in the area of multi-attribute classification.

Why is logical consistency of predictions important in face attribute classification? Face and body attributes have been extensively utilized in various research domains, including face matching/recognition [3, 6, 23, 24, 36, 40], re-identification [35, 37, 38], training GANs [8, 9, 18, 25], bias analysis [4, 32, 42, 46, 48], and others. For a fair accuracy comparison across demographic groups, it is important to balance the distribution of non-demographic attributes across the groups [48]. For example, if a group wants to understand how facial hair affects face recognition accuracy across demographic groups, they have to tightly control variation on facial hair. However, if a model predicts `{clean-shaven and beard-length-short}` or `{beard-at-chin-area and full-beard}` for the same

image, this type of prediction will put same images in two conflicting categories and significantly impact the validity of results. To train a face editing GAN, face attributes are used to guide the model to generate the target images [19, 22, 29]. However, if images exhibit logically inconsistent sets of attribute values, these applications of the attributes become problematic and prone to errors. Hence, *logical consistency of attribute predictions is crucial for essentially all higher-level computer vision tasks.*

Why has logical consistency not received more attention in face attribute classification? 1) *Attribute design:* Unlike traffic signs and objects, the attributes in the existing face attribute datasets are more ambiguous [47], such as high cheekbones, attractive, oval face, which makes it hard to determine the logical relationship between attributes. 2) *Accuracy measurement metric:* Accuracy is commonly measured by $\frac{N_{tp} + N_{tn}}{N_{total}}$, which considers predictions independently across attributes. In multi-attribute classification, this measurement ignores the logical relationships and hides the imbalanced performance on positive and negative samples. Hence, the logical consistency problem cannot be reflected by accuracy numbers. 3) *Ground truth accuracy:* Wu et al. [47] and Lingenfelter et al. [27] reported on accuracy problems with CelebA labels. Since the model performance is only measured in the aforementioned way, involving logical relationships might not boost, or could even hurt, the accuracy. These three reasons could give rise to the situation where none of the recent face attribute survey papers [1, 2, 43, 51] even mentions the problem of logical consistency.

This paper introduces two challenging tasks for face attribute classification: (1) Training a model with **labels in the training data that have been checked for logical consistency** (FH37K and FH41K), aiming to improve the accuracy and logical consistency of predictions; and (2) Training a model with **labels in the training data that have not been checked for logical consistency** (CelebA-logic). No post-processing steps should be used in these tasks. Contributions of this work include:

- *A set of logical-relationship-cleaned annotations for CelebA validation and testing sets to support a more challenging task: train a logically consistent model with logical-consistency-unchecked data.*
- *A larger benchmark dataset, FH41K, which compensates the lack of samples of the minority group in the existing facial hair dataset.*
- *Proposing a new training method, LogicNet, which combining adversarial learning and data poisoning algorithms to achieve higher accuracy and lower logical inconsistency across three face attribute datasets without using any post-processing steps.*

2. Related Work

Method comparison Fischer et al. [11] defined a superclass which represents a group of classes in order to make the misclassifications less severe. However, it aims to solve the problem in multi-class classification rather than multi-label classification. Xu et al. [50] utilized the confidence values of the predictions and logical relationships to model the semantic loss, and added it as a regularization term to the classification loss. Giunchiglia et al. [12] proposed a constraint loss and a post-processing step, constraint output, to make the model predict safer/more logical. Wu et al. [46] proposed a Logical Consistency Prediction loss (LCPlloss) to add more punishments to the logically inconsistent predictions and a post-processing step to correct some of the logically inconsistent predictions. *These methods make the model "afraid" to predict positive labels to achieve a high accuracy*, due to the sparsity of the dataset labels and most of the logical relationships occurring between positive labels. This makes the model less useful in the real-world and needs human to design rules for prediction correction. Different from them, our method generates rich logically inconsistent labels for training, so the model learns logical relationships while predicting more positive labels. Moreover, no additional post-processing is needed.

Face attribute datasets: Kumar et al. [23] added 73 face attributes to the LFW [21] dataset. They also collected 58K images with each image assigned 73 attributes to form the PubFig [23]. The labels in these two datasets are not checked for logical consistency and the dataset scale is small. CelebA [31] is the most prevalent face attribute dataset with 200K images, where each image has 40 attributes. The other works after it use the same set of attributes, for example, the University of Maryland Attribute Evaluation Dataset (UMD-AED) [15], Youtube Faces Dataset [16], MAAD [41], and CelebV-HQ [52]. However, none of them check the logical consistency of the labels. Wu et al. [46] proposed the FH37K dataset, which has 37K images with 22 attributes for each image. Importantly, the labels are checked for logical consistency, so it is used as a benchmark in this paper.

3. Benchmarks

The ambiguity of attribute names and the reasons listed in Section 1 limit the research in evaluating model performance on the dimension of logical consistency. We enlarge the FH37K dataset and clean the test and validation sets of CelebA for future benchmark tests. The rules are listed in the Algo. 1 and 2 of Supplementary Material.

FH37K [46] is the first dataset checking both logical consistency and accuracy of the annotations. It contains 37,565 images, coming from a subset of CelebA [31] and a subset of WebFace260M [53]. Each image has 22 attributes

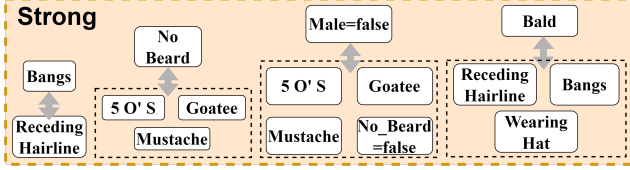


Figure 2. Strong logical relationship between attributes in CelebA. The attributes are split to three categories. **Strong**: Impossible in most cases. **Weak**: Rarely possible in some cases. **Independent/Ambiguous**: The attributes are either ambiguous on definitions [27, 47]. The latter two are in the Supplementary Material.

of facial hair and baldness. However, due to the small number of positive samples of attributes “Bald Sides Only” (161 images), “Long” beard (747 images), and “Bald Top and Sides” (1,321 images), insufficient train/val/test samples limits the performance measurement on logical consistency. To address this, we augment this dataset by adding more positive samples to minority classes. **FH41K** is our extended version of FH37K. We added 3,712 images from 2,096 identities from WebFace260M to increase the number of positive examples of attributes that had too low of a representation in FH37K. Specifically, we used the best facial hair classification model trained with FH37K¹ to select the images that have confidence value higher than 0.8 for both “Long” and for “Bald Sides Only”. We then engaged a human annotator, with the prior knowledge learnt from the documentation provided by [46], to manually check the selected images in order to ensure the accuracy and logical consistency of the added images. Major changes are in Table 1.

Both FH37K and FH41K have a set of rigorously defined rules based on the logical relationships including *mutually exclusive*, *dependency*, and *collectively exhaustive*. The annotations are evaluated based on these relationships. However, previous existing face attribute datasets were created without considering the issue of logical consistency in annotations. For example, in CelebA, there are 1,503 images having “Bald=true” and “Receding_Hairline=true”, 235 images having both “Mustache=true” and “No_Beard=true”, and 139 images having “Male=false” and “No_Beard=false”. This raises an important question. *Is it possible to train a model to produce logically consistent attribute predictions using a training dataset that does not have logically consistent annotations?* We compiled an additional dataset based on CelebA to study this question.

CelebA-logic is the variation of CelebA, where the logical relationship between attributes is checked for both validation and test sets, as shown in Table 2. Given the absence of a definitive guide of how these 40 attributes are marked and what the definition is for each attribute, we categorized

Attributes	# positive samples	
	FH37K	FH41K
Bald Sides Only	161	1,316
Long	747	2,509
Bald Top and Sides	1,321	1,880

Table 1. The number of positive samples of under-represented attributes between FH37K and FH41K.

Datasets	Train	Val	Test
CelebA	-	-	-
CelebA-logic	-	cleaned	cleaned

Table 2. Changes between CelebA and CelebA-logic. “-” means logical consistency is not manually checked.

the attribute relationships into three groups, based on our knowledge, as shown in Figure 2. To make a fair set of logical rules, only **Strong** relationships are used to check the logical consistency. Moreover, [27, 47] reported that CelebA suffers from a substantial rate of inaccurate annotations. Hence, we conducted an annotation cleaning process for those strong relationship attributes upon the MSO-cleaned-annotations [47]. To get the cleaned facial hair and baldness related attributes, we converted the FH37K annotations back to the CelebA version and updated the labels to the corresponding images. Two human annotators then marked “Bangs”, “Receding Hairline” and “Male” based on the designed definitions for all the images in the validation and test sets. To ensure the consistency and accuracy of the new annotations, a third human annotator with knowledge of definitions marked 1,000 randomly selected samples. The estimated consistency rate is 88.73%, measured by Eq. 6. Consequently, 1) all images are cropped and aligned to 224x224 based on the given landmarks, 2) 975 images are omitted from the original dataset, 3) **63,557 (31.8%)** images have at least one different label than the original, and 4) all test and validation annotations obey the **Strong** logical relationships.

4. Proposed Method

To provide a solution for the challenges of logical consistency, we propose LogicNet, which exploits an adversarial training strategy and a label poisoning algorithm, Bag of Labels (BoL). LogicNet enables the classifier to learn the logical relationships between attributes, thereby enhancing the model’s capacity to generate logically consistent predictions.

4.1. Adversarial Training

We propose an adversarial training framework, shown in Figure 3, to compel the classifier \mathcal{C} to make logically consistent predictions while improving the accuracy of predictions. Formalizing the desired goal, we consider a set of training images as $X \in \{x_1, x_2, \dots, x_N\}$, from which we want to train a model, $\mathcal{F}(X)$, to project X to the ground truth labels $Y_{gt} \in \{y_1, y_2, \dots, y_N\}$, where each y_N is a set

¹<https://github.com/HaiyuWu/LogicalConsistency#testing>

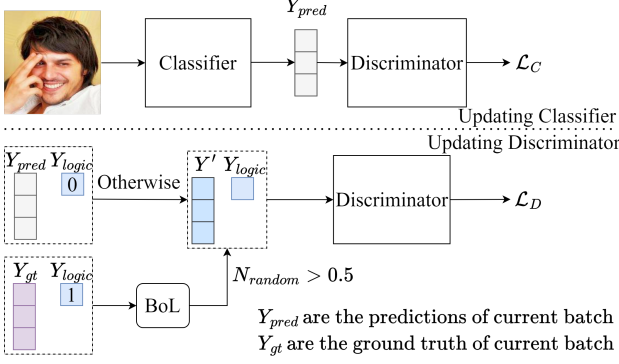


Figure 3. The proposed LogicNet. The weights of multi-attribute classifier and discriminator are updated alternatively. Y' is either the predictions of the classifier or the poisoned labels from BoL algorithm. Y_{logic} is the logical consistency label vector.

of attribute labels of x_N . The classification loss is the binary cross entropy loss:

$$\mathcal{L}_{bce}(\mathcal{F}(X; \Phi), Y_{gt}) = -\frac{1}{N} \sum_{i=1}^N [y_i \log(\mathcal{F}(x_i; \Phi)) + (1 - y_i) \log(1 - \mathcal{F}(x_i; \Phi))] \quad (1)$$

Where Φ is the parameter vector of the classifier \mathcal{C} . For the adversarial learning, a discriminator that can judge the logical consistency of the predictions is needed. Here, we use a multi-headed self-attention network [44] to give a probability, $\mathcal{P}_{logic} \in [0, 1]$, for the logical consistency of labels, Y' . The loss of the multi-attribute classifier, \mathcal{L}_C , becomes:

$$\min_{\Phi} \max_{\Theta} (1 - \lambda) \mathcal{L}_{bce}(\mathcal{F}(X; \Phi), Y_{gt}) + \lambda \log(-\mathcal{D}(\mathcal{F}(X); \Theta)) \quad (2)$$

Where \mathcal{D} is the parameter frozen discriminator, Θ is the parameter vector of the discriminator, and λ is used for loss trade-off.

4.2. Bag of Labels

To train a discriminator, the straightforward approach [45] is to directly feed the predictions (ground truth labels) and treat them as negative (positive) samples. Since the training labels of CelebA are not yet cleaned, using them could mislead the discriminator and cause it to learn incorrect patterns. Hence, we propose a Bag of Labels algorithm, as shown in Algorithm 1, that can automatically poison the ground truth labels to generate logically *inconsistent* labels while detecting the logical consistency of the original label. This algorithm consists with two parts: Condition Group Setup and Label Poisoning.

Condition Group Setup: To give accurate logic labels Y_{logic} to Y' , following the relationships, we separate the corresponding attributes of each rule to two groups: g_{c1} and g_{c2} , where the attributes in $g_{c1}[i]$ have strong logical relationships with the attributes in $g_{c2}[i]$. For both FH37K and

Algorithm 1: Bag of Labels

```

1 Function BagOfLabels ( $Y_{gt}, Y_{logic}, dataset$ ):
  Input:
  a)  $Y_{gt}$ : attribute ground truth labels
  b)  $Y_{logic}$ : initialized logic labels
  c)  $dataset$ : dataset name
  Output:
  a)  $Y_{bol}$ : the generated labels
  b)  $Y_{logic}$ : the ground truth labels of logic group
  Poisoning methods:
  a) inter_imp_poison: generating impossible inter-class labels
  b) intra_imp_poison: generating impossible intra-class labels
  c) intra_incomp_poison: generating incomplete intra-class labels
2 Initialize condition groups:  $g_{c1}$  and  $g_{c2}$ 
3 if  $dataset \neq celeba$  then
4   Randomly split  $Y_{gt}$  to  $Y_{gt}^1, Y_{gt}^2, Y_{gt}^3$ 
5    $Y_{bol}^1 = inter\_imp\_poison(Y_{gt}^1, g_{c1}, g_{c2})$ 
6    $Y_{bol}^2 = intra\_imp\_poison(Y_{gt}^2)$ 
7    $Y_{bol}^3 = intra\_incomp\_poison(Y_{gt}^3)$ 
8   Update  $Y_{logic}$  in each method.
9   Merge  $Y_{bol}^1, Y_{bol}^2, Y_{bol}^3$  to form  $Y_{bol}$ 
10 else
11   Randomly split  $Y_{gt}$  to  $Y_{gt}^1, Y_{gt}^2, \dots, Y_{gt}^{len(g_{c1})}$ 
12   for  $i$  in  $range(len(g_{c1}))$  do
13      $Y_{bol} = inter\_imp\_poison(Y_{gt}^i, g_{c1}[i], g_{c2}[i])$ 
14   Update  $Y_{logic}$  during the loop:  $\mathbb{1}_{poisoned}$ 
15 return  $Y_{bol}, Y_{logic}$ 

```

FH41K, we follow the rules given by [46]. For CelebA, we follow the relationships in Figure 2 and the propositional logic version is in the Algo. 2 of Supplementary Material.

Label Poisoning: To generate logically inconsistent labels, we first categorize the rules in three cases: inter-class impossible poisoning, intra-class impossible poisoning, and intra-class incomplete poisoning. Inter-class impossible poisoning aims to generate labels where the logical inconsistency happens between the attributes in different classes (e.g. Beard Area(clean shaven)=true and Beard Length(short)=true; Bald=true and Receding-Hairline=true). Intra-class impossible and intra-class incomplete poisoning aim to generate labels where there are multiple positive predictions within one class (e.g. Beard Area(clean shaven)=true and Beard Area(chin area)=true) or no positive predictions within a class. These two poisoning strategies apply to FH37K and FH41K; attributes in

CelebA do not have this level of detail and so do not have these logical relationships. After each poisoning, the initialized logic labels, Y_{logic} , are updated on-the-fly. Note that, each poisoning method randomly attacks one relationship at one time. Thus, if the positive attributes are not in the target relationship, no poisoning will happen and $Y_{logic} = 1$.

The objective function for the discriminator training is:

$$\min_{\Theta} \mathcal{L}_{\mathcal{D}} = \mathcal{L}_{bce}(Y_{logic}, \mathcal{D}(Y', Y_{gt})) \quad (3)$$

Where

$$Y' = \begin{cases} N_{random} > 0.5, & Y_{bol} \\ Others, & Y_{pred} \end{cases} \quad (4)$$

Here, Y_{bol} is from BoL algorithm, Y_{pred} is from classifier, N_{random} is a randomly generated float number between 0 and 1. When using Y_{bol} the target Y_{logic} is from BoL algorithm, otherwise $Y_{logic} = 0$.

5. Experiments

In this section, we evaluate the proposed approach from two aspects: accuracy and logical consistency. For accuracy, the traditional average accuracy measurement (Eq. 5, where N = total number of images, N_{tp} = number of true positive predictions, N_{tn} = number of true negative predictions) ignores the imbalanced number of positive and negative images for each attribute.

$$AccT_{avg} = \frac{1}{N}(N_{tp} + N_{tn}) \times 100 \quad (5)$$

Ignoring the imbalance of positive and negative attributes results in an unfair measure of model performances since the multi-attribute classification datasets suffer from sparse annotations. For example, in the original CelebA annotations, if all predictions are negative, the overall test accuracy is 76.87%. Hence, we follow the suggestion in [20] and use average value of the positive accuracy, Acc_{avg}^p , and negative accuracy, Acc_{avg}^n , to consider the imbalance:

$$Acc_{avg} = \frac{1}{2}(Acc_{avg}^p + Acc_{avg}^n) \quad (6)$$

In addition, to show how logical consistency of predictions affects the accuracy, we measure the performance under two conditions: 1) ***without considering the logical consistency on predictions***, 2) ***considering logical consistency by counting logically inconsistent predictions as incorrect***. For FH37K and FH41K, we also include the label compensation strategy [46] experiments to complete the accuracy comparison. To evaluate the model performance on logical consistency, we performed logical consistency checking on the predictions of 600K images from WebFace260M [53]. We also independently compare the accuracy values on the strong relationship attributes in CelebA-logic.

To give a comprehensive study of the impact of logical consistency on model predictions, we choose six training methods for the experiment. Binary Cross Entropy Loss (BCE) is a baseline which only considers the entropy between predictions and ground truth labels. Binary Focal Loss (BF) [26] aims to focus more on hard samples in order to mitigate the effect of imbalanced data. BCE-MOON [33] tries to balance the effect of positive and negative samples by calculating the ratio of positive and negative samples for each attribute as the weights added to loss values before back propagation. Semantic [50] uses the confidence values of predictions and logical relationships to form a regularization term, in order to constrain the classification loss. Constrained [12] uses the fuzzy logic relaxation of the constraints to constrain the classification loss. Logically Consistent Prediction Loss (LCP) [46] utilizes the conditional probability of the binary predictions to force the probability of the mutually exclusive attributes happening at the same time to be 0 and the probability of the dependency attributes happening at the same time to be 1.

5.1. Implementation

We train all the classifiers starting with the pretrained ResNet50 [17] from Pytorch². The FH37K results in Table 3 are adopted from [46] except the values of Acc_{avg} . We resize images to 224x224 for all three datasets. The batch size and learning rate are {256, 0.0001} for FH37K and FH41K, and {64, 0.001} for CelebA-logic. We use random horizontal flip for both FH37K and FH41K. We use random horizontal flip, color jitter, and random rotation for CelebA-logic. AFFACT [13] and ALM [34] are the two SOTA models that are available online, which we used for performance comparison on CelebA-logic. The λ values for FH37K, FH41K, and CelebA are {0.15, 0.2, 0.1}. The discriminator consists of 8 multi-headed self-attention blocks. It is necessary to know that the ALM algorithm resizes the original (178x218) CelebA images to 128x128 for testing; the other methods use the cropped images mentioned in Section 3 for testing.

5.2. Accuracy

Table 3 and Table 4 show the accuracy values, tested on FH37K, FH41K, and CelebA-logic, under two measurement conditions. In the traditional case of not considering logical consistency of predictions, every method reaches > 75% average accuracy. However, when logically inconsistent predictions are counted as incorrect, accuracy decreases across all training methods.

For FH37K and FH41K, the average decreases in accuracy of logical-inconsistency-ignored methods (i.e., BCE, BCE-MOON, and BF) are 39.14% and 42.65%, and the average decreases of logical-consistency-aware methods (i.e.

²https://pytorch.org/hub/pytorch_vision_resnet/

Methods	FH37K			FH41K		
	Acc_{avg}	Acc_{avg}^n	Acc_{avg}^p	Acc_{avg}	Acc_{avg}^n	Acc_{avg}^p
Logical consistency is not taken into account.						
BCE	79.23	94.72	63.73	83.88	95.50	72.27
BCE-MOON [33]	86.21	90.67	81.75	88.02	91.29	84.75
BF [26]	76.92	95.43	58.41	75.81	97.78	52.85
Semantic [50]	80.30	94.26	66.33	83.73	95.52	71.95
Constrained [12]	80.45	94.20	66.69	83.78	95.43	72.13
LCP [46]	79.64	95.98	63.30	84.93	95.09	74.77
Ours	<u>83.65</u>	93.46	<u>73.83</u>	<u>85.66</u>	94.23	<u>77.10</u>
With label compensation.						
BCE [†]	<u>80.14</u>	<u>91.49</u>	68.78	79.12	87.43	70.81
BCE-MOON [†]	42.59	50.55	34.62	42.79	47.96	37.61
BF [†]	78.48	90.91	66.05	82.85	93.53	<u>73.17</u>
Semantic [†]	76.43	87.50	65.35	79.57	88.07	71.06
Constrained [†]	76.28	87.23	65.33	79.17	87.67	70.68
LCP [†]	81.44	92.65	70.23	79.31	87.31	71.31
Ours[†]	78.28	87.23	<u>69.32</u>	<u>81.53</u>	<u>89.10</u>	73.96
Without label compensation. (A general solution)						
BCE [†]	48.50	54.59	42.40	56.71	62.14	51.27
BCE-MOON [†]	40.25	47.54	32.95	40.68	45.39	35.98
BF [†]	36.20	40.95	31.45	22.38	23.84	20.92
Semantic [†]	57.74	65.87	49.62	56.73	62.36	51.10
Constrained [†]	58.19	66.14	50.25	57.25	62.94	51.56
LCP [†]	38.69	43.70	33.67	<u>64.54</u>	<u>70.40</u>	58.67
Ours[†]	71.55	79.37	63.73	74.50	81.41	67.59

Table 3. Accuracy of models trained with different methods on FH37K (left) and FH41K (right) dataset. [†] means the measurements consider the logical consistency. [Keys: **Best**, <60%, Second best, Logic involved methods].

Methods	W/o considering logical consistency			Considering logical consistency		
	Acc_{avg}	Acc_{avg}^n	Acc_{avg}^p	Acc_{avg}	Acc_{avg}^n	Acc_{avg}^p
AFFACT (original)	81.25	95.72	66.78	79.11	93.55	64.67
ALM (original)	81.97	94.25	69.69	79.04	91.04	67.03
AFFACT	79.71	95.48	63.95	77.72	93.31	62.12
ALM	80.53	94.10	66.95	77.63	90.88	64.39
BCE	80.89	94.96	66.70	77.94	92.34	63.54
BCE-MOON	87.13	87.95	86.32	74.76	76.24	73.28
BF	76.44	96.77	56.11	75.28	95.82	54.75
Semantic	80.66	94.61	66.71	77.72	91.94	63.50
Constrained	80.54	94.91	66.18	77.81	92.35	63.27
LCP	81.91	94.16	69.66	<u>78.07</u>	90.26	65.87
Ours	<u>82.18</u>	93.74	70.63	79.08	90.89	<u>67.28</u>

Table 4. Accuracy of models trained with different methods on CelebA-logic dataset. "original" means the model is tested with the same images but using the original annotations. [Keys: **Best**, Second best, Logic involved methods]

Semantic, Constrained, and LCP) are 28.59% and 23.06%. The proposed method has {12.1%, 11.16%} decrease in accuracy and the overall accuracy is {13.36%, 9.96%} higher than the second-highest accuracy, and {35.35%, 52.12%} higher than the lowest accuracy. The results show that, although incorporating logical relationship in the objective function improves the model's ability to make logically con-

sistent predictions, logical consistency of predictions is still a serious problem. The proposed method reduces the disparity better than the existing methods.

[46] proposed a post-processing step, termed label compensation strategy, to resolve incomplete predictions. By using this strategy, the methods other than BCE-MOON have a significant increase in accuracy, {26.70%

Methods	5 O' S	Bald	Bangs	Goatee	Male	Mustache	No_Beard	*Hairline	*Hat	Acc_{avg}
AFFACT	72.24	90.27	85.36	70.41	95.51	61.86	85.47	65.69	93.93	80.08
ALM	76.34	81.81	85.08	74.27	93.88	64.51	87.66	62.84	90.62	79.67
BCE	65.88	75.68	86.69	76.73	94.78	87.80	80.68	67.28	89.96	80.61
BCE-MOON	69.79	70.77	82.22	80.73	82.09	82.73	77.40	59.67	84.20	76.62
BF	59.38	78.05	78.52	69.33	96.82	87.59	83.12	62.88	92.13	78.65
Semantic	65.34	77.78	86.87	76.95	94.36	88.21	80.54	64.98	89.96	80.55
Constrained	66.61	78.82	85.73	71.73	94.76	87.76	80.42	65.50	91.06	80.26
LCP	69.83	82.91	84.00	75.33	92.72	88.54	81.30	63.57	89.70	80.88
Ours	68.10	86.03	87.79	79.05	94.54	89.40	81.45	65.55	91.39	82.59

Table 5. Accuracy values of the attributes that have strong logical relationships in CelebA-logic with considering the logical consistency. 5 O' S, *Hairline, and *Hat are 5 O'clock Shadow, Receding Hairline and Wearing Hat. [Keys: **Best**, Second best, Logic involved methods]

Methods	W/o considering logical consistency			Considering logical consistency		
	Acc_{avg}	Acc_{avg}^n	Acc_{avg}^p	Acc_{avg}	Acc_{avg}^n	Acc_{avg}^p
Adversarial learning (preds)	82.63	93.42	71.83	65.94	74.18	57.70
Reward model (BoL)	81.90	93.04	70.77	65.04	73.23	56.86
LogicNet (preds + BoL)	83.65	93.46	73.83	71.55	79.37	63.73
Adversarial learning (preds)	85.72	94.12	77.32	72.83	79.38	66.28
Reward model (BoL)	85.48	94.05	76.91	73.03	79.96	66.11
LogicNet (preds + BoL)	85.66	94.23	77.10	74.50	81.41	67.59
Adversarial learning (preds)	81.46	94.42	68.49	77.95	91.07	64.82
Reward model (BoL)	80.65	94.18	67.12	78.15	91.72	64.58
LogicNet (preds + BoL)	82.18	93.74	70.63	79.08	90.89	67.28

Table 6. Ablation study for training a logic discriminator resulting in the accuracy of the classifier. The testing sets are FH37K (Top), FH41K (Middle), CelebA-logic (Bottom). [Keys: **Best**]

and 24.91%} on average. This results in two conclusions: 1) Methods that aim to mitigate the imbalanced data effect might give an illusion of high accuracy driven by positive predictions; 2) Other methods can somewhat catch the logical patterns, but need to involve post-processing steps. However, the label compensation strategy is only for solving the collectively exhaustive case (i.e., the model must give one positive prediction in an attribute group). For example, in FH37K and FH41K, the attributes, {clean-shaven, chin-area, side-to-side, beard-area-information-not-visible}, in the Beard Area group can cover any case that is related to beard area. Implementing this type of strategy necessitates extensive manual analysis to determine the most judicious decision-making process, underscoring the imperative for continued research in this domain.

For CelebA-logic, when considering logical consistency of predictions, the patterns echo the previous observations. For both AFFACT and ALM, we use the original model weights provided by the authors. The top half of Table 4 shows that either using the original or the cleaned test annotations, there is a 2.49% accuracy decrease after considering logical consistency. **Note that the overall increase in accuracy since CelebA was published is 5.98%, so requiring logical consistency erases about half of the improvement seen on CelebA since it was introduced.** The average accuracy decrease of the models tested on the cleaned

annotations is 4.04%, where the BF has the smallest accuracy difference and BCE-MOON has the largest accuracy difference. Our speculation is that BF over-focuses on negative attributes but the logical relationship mostly happens between positive side, so BF has lower probability to violate logical relationships. Conversely, BCE-MOON over-focuses on positive side, so it has higher probability to disobey logical relationships. Results in Table 4 and Table 5 show that the proposed method has the best performances on average accuracy of all attributes and strong relationship attributes, where it is {1.01%, 1.71%} higher than the second-highest accuracy. Therefore, the proposed method has the best ability to obtain the logical relationships.

The results could be summarized in the following points: 1) Without any post-processing steps, our method performs the best, on average, than either **general objective functions** (i.e., BCE, MOON, BF) or **logical relationship embedded objective functions** (i.e., Semantic, Constrained, LCP) across three datasets. 2) Adversarial training implemented in our method does not bring large computing overhead. 3) 1.01% improvement on CelebA-logic dataset is not trivial, as there are 40 attributes and the overall improvement on the original CelebA dataset since it was published is around 5%. In addition, the evaluation of logical consistency on predictions in real-world application and comparison with GPT4-V are in the Supplementary Material.

	baseline	Semantic	Constrained	LCP	Ours
t_{train}	1.78h	8.12h	9.77h	5.32h	3.6h

Table 7. Training time for 20 epochs on CelebA-logic. Hardware: 4 RTX6000 GPUs. Backbone: ResNet50. Baseline: BCE method.

5.3. Discussion

Is LogicNet proper? Simply using adversarial learning does not achieve the best performance because the classifier eventually learns good patterns. Always regarding predictions as logically inconsistent can lead to model collapse. Purely using the poisoned labels from the BoL algorithm to train the discriminator makes the discriminator work as a reward model. It helps the classifier learn logical relationships but can easily reach the local minimum. LogicNet combines these two, which surpass the performance of implementing each individually, as shown in Table 6. Table 7 shows that LogicNet brings the least computational complexity compared to other methods. Hence, it is more efficient and effective than other methods.

Is LogicNet necessary, if the post-processing works?

Although LogicNet does not perform the best after involving post-processing steps, the complexity of pre-training design for each method is different. For any of the “logic-involved methods”, they need to list 19 circumstances for FH37K and FH41K training and 20 circumstances for CelebA training, whereas LogicNet only needs 4 conditions for the label poisoning of each dataset training. Note that as the number of attributes increases, the complexity increases rapidly. Therefore, LogicNet can significantly reduce the complexity of pre-training design.

Why do we choose CelebA and FH37K? First, FH37K is the only dataset checking the logical consistency of the ground truth labels, so it fits our task well. Second, there are larger datasets, *e.g.*, MAAD and CelebV-HQ, but they use the same set of CelebA attributes and the logical consistency of labels is not checked. To provide a dataset for the second of the aforementioned challenge, the validation and testing sets need to be cleaned. To this end, CelebA is a proper dataset with sufficient images and relatively easy to manually correct the validation and testing data.

Why don’t we compare with other SOTA methods?

There is significant number of works trying to improve the performance on CelebA dataset [5, 10, 14, 39, 45, 49]. However, unlike these works doing the regular test on CelebA, which does not need the weights from other works, the logical test in this paper needs to retrain the model and test them on the cleaned test sets. Unfortunately, **none of them** provide official implementation/weights for their methods.

Under this situation, we tried our best to ask for weights and re-implement methods, so AFFACT [13], ALM [34], MOON [33], Semantic loss [50] and Constrained loss [12] can be compared in this paper. It is impossible for us to re-implement all other methods.

Limitations LogicNet provides a general solution to cause model predictions to be more logically consistent than previous methods, but the accuracy difference before and after considering logical consistency of predictions is still large and the failed ratio is not negligible for both challenges. Moreover, LogicNet needs more epochs to be well-trained than other methods. Specifically, the validation accuracy of other methods mostly saturates around 10 epochs, but LogicNet needs around 18 epochs to get the best validation accuracy.

6. Conclusions and Limitations

We provide two new datasets for two logical consistency challenges: 1) Train a classifier with logical-consistency-checked data to learn a classifier that makes logically consistent predictions, and 2) Train a classifier with training data that contains logically inconsistent labels and still achieves logically consistent predictions. To our best knowledge, this is the first work that comprehensively discusses the problem of logical consistency of predictions in face attribute classification.

We propose the LogicNet, which does not involve any post-processing steps and significantly improves performance, {13.36% (FH37K), 9.96% (FH41K), 1.01% (CelebA-logic), 1.71% (CelebA-logic 9 attributes)} compared to the second best, under logical-consistency-checked condition for all three datasets. For the real-world case analysis, the proposed method can substantially reduce the fraction of failed (logically inconsistent) predictions.

References

- [1] Olasimbo Ayodeji Arigbabu, Sharifah Mumtazah Syed Ahmad, Wan Azizun Wan Adnan, and Salman Yussof. Recent advances in facial soft biometrics. *Vis. Comput.*, 31(5):513–525, 2015. 2
- [2] Fabiola Becerra-Riera, Annette Morales-González, and Heydi Méndez-Vázquez. A survey on facial soft biometrics for video surveillance and forensic applications. *Artif. Intell. Rev.*, 52(2):1155–1187, 2019. 2
- [3] Thomas Berg and Peter N. Belhumeur. POOF: part-based one-vs.-one features for fine-grained categorization, face verification, and attribute estimation. In *CVPR*, pages 955–962, 2013. 1
- [4] Aman Bhatta, Vítor Albiero, Kevin W. Bowyer, and Michael C. King. The gender gap in face recognition accuracy is a hairy problem. In *WACVW*, pages 1–10, 2023. 1

- [5] Jiajiong Cao, Yingming Li, and Zhongfei Zhang. Partially shared multi-task convolutional neural network with local constraint for face attribute learning. In *CVPR*, pages 4290–4299, 2018. 8
- [6] Jui-Shan Chan, Gee-Sern Jison Hsu, Hung-Cheng Shie, and Yan-Xiang Chen. Face recognition by facial attribute assisted network. In *ICIP*, pages 3825–3829, 2017. 1
- [7] Huizhong Chen, Andrew C. Gallagher, and Bernd Girod. Describing clothing by semantic attributes. In Andrew W. Fitzgibbon, Svetlana Lazebnik, Pietro Perona, Yoichi Sato, and Cordelia Schmid, editors, *ECCV*, volume 7574, pages 609–623, 2012. 1
- [8] Yunjei Choi, Min-Je Choi, Munyoung Kim, Jung-Woo Ha, Sunghun Kim, and Jaegul Choo. Stargan: Unified generative adversarial networks for multi-domain image-to-image translation. In *CVPR*, pages 8789–8797, 2018. 1
- [9] Yunjei Choi, Youngjung Uh, Jaegun Yoo, and Jung-Woo Ha. Stargan v2: Diverse image synthesis for multiple domains. In *CVPR*, pages 8185–8194, 2020. 1
- [10] Hui Ding, Hao Zhou, Shaohua Kevin Zhou, and Rama Chellappa. A deep cascade network for unaligned face attribute classification. In Sheila A. McIlraith and Kilian Q. Weinberger, editors, *AAAI*, pages 6789–6796, 2018. 8
- [11] Marc Fischer, Mislav Balunovic, Dana Drachler-Cohen, Timon Gehr, Ce Zhang, and Martin Vechev. D_{l2}: training and querying neural networks with logic. In *ICML*, pages 1931–1941, 2019. 2
- [12] Eleonora Giunchiglia, Mihaela Cătălina Stoian, Salman Khan, Fabio Cuzzolin, and Thomas Lukasiewicz. Road-r: The autonomous driving dataset with logical requirements. *Machine Learning*, pages 1–31, 2023. 1, 2, 5, 6, 8
- [13] Manuel Günther, Andras Rozsa, and Terrance E. Boult. AFFACT: alignment-free facial attribute classification technique. In *IJCB*, pages 90–99, 2017. 5, 8
- [14] Hu Han, Anil K. Jain, Fang Wang, Shiguang Shan, and Xilin Chen. Heterogeneous face attribute estimation: A deep multi-task learning approach. *PAMI*, 40(11):2597–2609, 2018. 8
- [15] Emily Hand, Carlos Castillo, and Rama Chellappa. Doing the best we can with what we have: Multi-label balancing with selective learning for attribute prediction. In *AAAI*, volume 32, 2018. 2
- [16] Emily M Hand, Carlos D Castillo, and Rama Chellappa. Predicting facial attributes in video using temporal coherence and motion-attention. In *WACV*, pages 84–92. IEEE, 2018. 2
- [17] Kaiming He, Xiangyu Zhang, Shaoqing Ren, and Jian Sun. Deep residual learning for image recognition. In *CVPR*, pages 770–778, 2016. 5
- [18] Zhenliang He, Wangmeng Zuo, Meina Kan, Shiguang Shan, and Xilin Chen. Attgan: Facial attribute editing by only changing what you want. *IEEE TIP*, 28(11):5464–5478, 2019. 1
- [19] Zhenliang He, Wangmeng Zuo, Meina Kan, Shiguang Shan, and Xilin Chen. Attgan: Facial attribute editing by only changing what you want. *IEEE TIP*, 28(11):5464–5478, 2019. 2
- [20] Chen Huang, Yining Li, Chen Change Loy, and Xiaoou Tang. Deep imbalanced learning for face recognition and attribute prediction. *PAMI*, 42(11):2781–2794, 2020. 5
- [21] Gary B Huang, Marwan Mattar, Tamara Berg, and Eric Learned-Miller. Labeled faces in the wild: A database for studying face recognition in unconstrained environments. In *Workshop on faces in 'Real-Life' Images: detection, alignment, and recognition*, 2008. 2
- [22] Manuel Kansy, Anton Raël, Graziana Mignone, Jacek Naruniec, Christopher Schroers, Markus Gross, and Roman M Weber. Controllable inversion of black-box face recognition models via diffusion. In *ICCVW*, pages 3167–3177, 2023. 2
- [23] Neeraj Kumar, Alexander C. Berg, Peter N. Belhumeur, and Shree K. Nayar. Attribute and simile classifiers for face verification. In *ICCV*, pages 365–372, 2009. 1, 2
- [24] Neeraj Kumar, Alexander C. Berg, Peter N. Belhumeur, and Shree K. Nayar. Describable visual attributes for face verification and image search. *PAMI*, 33(10):1962–1977, 2011. 1
- [25] Daiqing Li, Junlin Yang, Karsten Kreis, Antonio Torralba, and Sanja Fidler. Semantic segmentation with generative models: Semi-supervised learning and strong out-of-domain generalization. In *CVPR*, pages 8300–8311, 2021. 1
- [26] Tsung-Yi Lin, Priya Goyal, Ross B. Girshick, Kaiming He, and Piotr Dollár. Focal loss for dense object detection. *PAMI*, 42(2):318–327, 2020. 5, 6
- [27] Bryson Lingenfelter, Sara R. Davis, and Emily M. Hand. A quantitative analysis of labeling issues in the celeba dataset. In George Bebis, Bo Li, Angela Yao, Yang Liu, Ye Duan, Manfred Lau, Rajiv Khadka, Ana Crisan, and Remco Chang, editors, *ISVC*, volume 13598 of *Lecture Notes in Computer Science*, pages 129–141, 2022. 2, 3
- [28] Jingen Liu, Benjamin Kuipers, and Silvio Savarese. Recognizing human actions by attributes. In *CVPR*, pages 3337–3344, 2011. 1
- [29] Ming Liu, Yukang Ding, Min Xia, Xiao Liu, Errui Ding, Wangmeng Zuo, and Shilei Wen. Stgan: A unified selective transfer network for arbitrary image attribute editing. In *CVPR*, pages 3673–3682, 2019. 2
- [30] Ziwei Liu, Ping Luo, Shi Qiu, Xiaogang Wang, and Xiaoou Tang. Deepfashion: Powering robust clothes recognition and retrieval with rich annotations. In *CVPR*, pages 1096–1104, 2016. 1
- [31] Ziwei Liu, Ping Luo, Xiaogang Wang, and Xiaoou Tang. Deep learning face attributes in the wild. In *ICCV*, pages 3730–3738, 2015. 1, 2
- [32] Kagan Ozturk, Grace Bezdol, Aman Bhatta, Haiyu Wu, and Kevin W. Bowyer. Beard segmentation and recognition bias. *ArXiv preprint*, arXiv:2308.15740, 2023. 1
- [33] Ethan M. Rudd, Manuel Günther, and Terrance E. Boult. MOON: A mixed objective optimization network for the recognition of facial attributes. In Bastian Leibe, Jiri Matas, Nicu Sebe, and Max Welling, editors, *ECCV*, volume 9909 of *Lecture Notes in Computer Science*, pages 19–35, 2016. 5, 6, 8

- [34] Jian Shi, Geng Sun, Jinyu Zhang, Zhihui Wang, and Haojie Li. Face attribute recognition via end-to-end weakly supervised regional location. *Multim. Syst.*, 29(4):2137–2152, 2023. 5, 8
- [35] Zhiyuan Shi, Timothy M. Hospedales, and Tao Xiang. Transferring a semantic representation for person re-identification and search. *ArXiv preprint*, arXiv:1706.03725, 2017. 1
- [36] Fengyi Song, Xiaoyang Tan, and Songcan Chen. Exploiting relationship between attributes for improved face verification. *Comput. Vis. Image Underst.*, 122:143–154, 2014. 1
- [37] Chi Su, Fan Yang, Shiliang Zhang, Qi Tian, Larry S. Davis, and Wen Gao. Multi-task learning with low rank attribute embedding for multi-camera person re-identification. *PAMI*, 40(5):1167–1181, 2018. 1
- [38] Chi Su, Shiliang Zhang, Junliang Xing, Wen Gao, and Qi Tian. Deep attributes driven multi-camera person re-identification. In Bastian Leibe, Jiri Matas, Nicu Sebe, and Max Welling, editors, *ECCV*, volume 9906 of *Lecture Notes in Computer Science*, pages 475–491, 2016. 1
- [39] Fariborz Taherkhani, Ali Dabouei, Sobhan Soleymani, Jeremy M. Dawson, and Nasser M. Nasrabadi. Tasks structure regularization in multi-task learning for improving facial attribute prediction. *ArXiv preprint*, arXiv:2108.04353, 2021. 8
- [40] Niloufar Alipour Talemi, Hossein Kashiani, Sahar Rahimi Malakshan, Mohammad Saeed Ebrahimi Saadabadi, Nima Najafzadeh, Mohammad Akyash, and Nasser M. Nasrabadi. AAFACE: attribute-aware attentional network for face recognition. *ArXiv preprint*, arXiv:2308.07243, 2023. 1
- [41] Philipp Terhörst, Daniel Fährmann, Jan Niklas Kolf, Naser Damer, Florian Kirchbuchner, and Arjan Kuijper. Maad-face: a massively annotated attribute dataset for face images. *IEEE Transactions on Information Forensics and Security*, 16:3942–3957, 2021. 2
- [42] Philipp Terhörst, Jan Niklas Kolf, Marco Huber, Florian Kirchbuchner, Naser Damer, Aythami Morales, Julian Fiérrez, and Arjan Kuijper. A comprehensive study on face recognition biases beyond demographics. *IEEE Transactions on Technology and Society*, abs/2103.01592, 2021. 1
- [43] Nathan Thom and Emily M Hand. Facial attribute recognition: A survey. *Computer Vision: A Reference Guide*, pages 1–13, 2020. 2
- [44] Ashish Vaswani, Noam Shazeer, Niki Parmar, Jakob Uszkoreit, Llion Jones, Aidan N Gomez, Łukasz Kaiser, and Illia Polosukhin. Attention is all you need. *Advances in neural information processing systems*, 30, 2017. 4
- [45] Shangfei Wang, Guozhu Peng, and Zhuangqiang Zheng. Capturing joint label distribution for multi-label classification through adversarial learning. *IEEE Trans. Knowl. Data Eng.*, 32(12):2310–2321, 2020. 4, 8
- [46] Haiyu Wu, Grace Bezold, Aman Bhatta, and Kevin W. Bowyer. Logical consistency and greater descriptive power for facial hair attribute learning. In *CVPR*, pages 8588–8597, 2023. 1, 2, 3, 4, 5, 6
- [47] Haiyu Wu, Grace Bezold, Manuel Günther, Terrance E. Boult, Michael C. King, and Kevin W. Bowyer. Consistency and accuracy of celeba attribute values. In *CVPRW*, pages 3258–3266, 2023. 2, 3
- [48] Haiyu Wu and Kevin W. Bowyer. What should be balanced in a “balanced” face recognition dataset? *BMVC*, 2023. 1
- [49] Bo Xiong, Michael Cochez, Mojtaba Nayyeri, and Steffen Staab. Hyperbolic embedding inference for structured multi-label prediction. In *NIPS*, 2022. 8
- [50] Jingyi Xu, Zilu Zhang, Tal Friedman, Yitao Liang, and Guy Broeck. A semantic loss function for deep learning with symbolic knowledge. In *ICML*, pages 5502–5511, 2018. 2, 5, 6, 8
- [51] Xin Zheng, Yanqing Guo, Huaibo Huang, Yi Li, and Ran He. A survey of deep facial attribute analysis. *IJCV*, 128(8):2002–2034, 2020. 2
- [52] Hao Zhu, Wayne Wu, Wentao Zhu, Liming Jiang, Siwei Tang, Li Zhang, Ziwei Liu, and Chen Change Loy. Celebv-hq: A large-scale video facial attributes dataset. *ECCV*, 2022. 2
- [53] Zheng Zhu, Guan Huang, Jiankang Deng, Yun Ye, Junjie Huang, Xinze Chen, Jiagang Zhu, Tian Yang, Jiwen Lu, Dalong Du, and Jie Zhou. Webface260m: A benchmark unveiling the power of million-scale deep face recognition. In *CVPR*, pages 10492–10502, 2021. 2, 5