

ARTEFACT

Using linear initialisation to improve speed of convergence and fully-trained error in Autoencoders

Marcel Marais

Máté Hartstein

George Čevora *

Artefact Ltd,
6th Floor, 51 Eastcheap, London EC3M 1DT

Abstract

Good weight initialisation is an important step in successful training of Artificial Neural Networks [1, 2]. Over time a number of improvements have been proposed to this process [3, 4]. In this paper we introduce a novel weight initialisation technique called the *Straddled Matrix Initialiser*. This initialisation technique is motivated by our assumption that major, global-scale relationships in data are linear with only smaller effects requiring complex non-linearities. Combination of Straddled Matrix and ReLU activation function initialises a Neural Network as a de facto linear model, which we postulate should be a better starting point for optimisation given our assumptions. We test this by training autoencoders on three datasets using Straddled Matrix and seven other state-of-the-art weight initialisation techniques. In all our experiments the Straddled Matrix Initialiser clearly outperforms all other methods.

Modern autoencoders are artificial neural networks (ANNs) that are mainly used for dimensionality reduction [2, 5] or anomaly detection [6, 7]. Autoencoders consist of a series of hidden layers that transform the input data. The objective of the transformation being that its output matches input as closely as possible, i.e. achieve low reconstruction error [8].

A major research topic in ANNs is weight initialisation [1]. In the specific area of autoencoders layer-wise pre-training has been recognised as an improved weight initialisation method [2], but with the introduction of Glorot, and He initialisation techniques designed for other types of ANNs [3, 4], it has become obsolete. The motivation for the development of these very techniques is that the optimal initialisation is dependent on the architecture of the ANN [4]. However, to our knowledge there has not been any novel research into weight initialisation in the context of autoencoders, an omission we address here.

Many problems solved by autoencoders are to a large degree linear. Consequently, we put forward that initialising autoencoders to perform the linear transformation of variables would be a better starting point for gradient descent algorithms than highly nonlinear transformation resulting from commonly used initialisation techniques such as Glorot, and He [3, 4]. Furthermore, we postulate that the interactions between individual variables do not have larger role than the variables themselves. This lead us to conclude that a good starting point for gradient descent should minimise the overlap of variables, while all variables should have the same weight. When considering ReLU-based autoencoders with the same number

*Correspondence: george.cevora@artefact.com



of units in all layers these two conclusions lead to initialisation using an Identity matrix, which indeed in this specific case lead to perfect reconstruction without any optimisation of weights. However, this type of autoencoder has only very limited uses, such as Fair Adversarial Networks [9], as it doesn't establish useful encodings, but merely copies input through a series of identities. General autoencoder architectures utilise non-square weight matrices, which precludes the usage of the Identity matrix. We, therefore, introduce *Straddled Matrix*, an initialisation technique that achieves our aims generalized to any autoencoder architecture.

There are fundamentally three ways that the Identity matrix can be adapted to non-square matrices. First, padding with zeroes as shown in Figure 1a and implemented in the current version of TensorFlow (v2.10.0). Second, the Recurrent Identity which repeats the Identity matrix as many times as it will fit, then pads the rest with zeroes as shown in Figure 1b. Recurrent Identity was an undocumented feature of Keras removed by pull request #11887 and is the most similar initialisation method to the Straddled Matrix which we propose in this paper (Figure 1c). Rationale behind implementation of Recurrent Identity into Keras is unknown to us, while its removal seems to lack any reasoning besides discrepancy with TensorFlow.

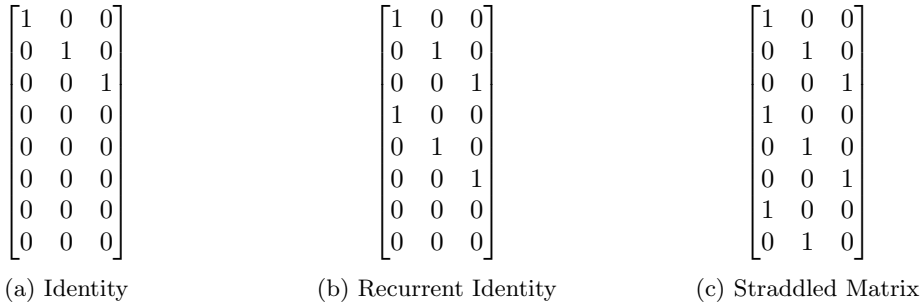


Figure 1: Examples of the three possible ways to initialise a non-square weight matrix with identity.

Straddled Matrix

Straddled Matrix initialisation diagonally fills ones for all rows in a repeated manner as shown in Figure 1c, thus, unlike Identity or Recurrent Identity, there is no zero padding. Formally, for a matrix $W_{m \times n}$, Recurrent Identity is equal to the Straddled Matrix if and only if $m \geq n$ and m is a multiple of n . For an $m \times n$ matrix if $m = n$ (a square matrix) the Straddled Matrix is the same as the Identity I_n or I_m . However, in the case of a rectangular matrix, specifically when $m > n$, the diagonal of ones continues on the next row, resulting in a single element of the matrix being one for each row as shown in Figure 2a. In the $m < n$ case we simply pad the extra columns with zeros as shown in Figure 2b. It should be clarified that $\text{Straddled}_{3 \times 5} \neq \text{Straddled}_{5 \times 3}^T$ neither $\|\text{Straddled}_{3 \times 5}\| \neq \|\text{Straddled}_{5 \times 3}\|$ as shown in Figure 2.

The result of the Straddled Matrix initialisation is that every feature receives an equal weight, regardless of the the size of the next hidden layer. When using the ReLU activation function and min-max scaling of features the first forward pass of the model will have no non-linearities and no interactions between features.

$$\begin{bmatrix} 1 & 0 & 0 \\ 0 & 1 & 0 \\ 0 & 0 & 1 \\ 1 & 0 & 0 \\ 0 & 1 & 0 \end{bmatrix}$$

(a) 5x3 Straddled Matrix

$$\begin{bmatrix} 1 & 0 & 0 & 0 & 0 \\ 0 & 1 & 0 & 0 & 0 \\ 0 & 0 & 1 & 0 & 0 \end{bmatrix}$$

(b) 3x5 Straddled Matrix

Figure 2: The difference between a 3x5 and 5x3 Straddled Matrix

Methods

To compare the performance of various initialisation techniques we test all initialisers using the same autoencoder architecture on three distinct tasks. The structure of the autoencoder was kept as simple as possible to eliminate confounding effects of the architecture. To maximise the difference between Identity, Recurrent Identity and Straddled Matrix we chose to use in the contractive layer to have 50% + 1 the number of neurons of the preceding layer. The full architecture is described in Figure 3. Root Mean Squared Error (RMSE) of the reconstructed input with respect to the original input was used as a cost function with standard gradient descent as an optimiser.

	Input Layer	Layer 1	Layer 2	Layer 3	Output Layer
Size	Dataset dependent	64	33	64	Dataset dependent
Activation function	N/A	ReLU	ReLU	ReLU	Sigmoid

Figure 3: The architecture of autoencoder used for comparison of different weight initialisation approaches.

Dataset	Train/test split (%)	Batch size	Num. of epochs	Learning rate	Num. of runs
Synthetic	80/20	Full batch	1000	0.1	10
MNIST	80/20	256	1000	0.1	10
Swarm Behaviour	80/20	Full batch	1500	0.1	10

Figure 4: The hyper-parameters used for training during the experimnts

To assess the performance we ran 8 different initialisers listed in Figure 5 on three different datasets described in detail in Section Data & Results, while keeping the autoencoder architecture constant as per Figure 3. To ensure results are comparable across initialisers all hyper-parameters have been kept the same and in order to mitigate the variance introduced by the stochastic initialisers we ran each experiment multiple times to produce confidence intervals. To give every initialiser a fair chance at convergence they have all been trained for the same number of epochs - leading to overtraining in some instances. The setup for each experiment is shown in Figure 4.

To ensure consistency when comparing the performance of the autoencoder using different initialisers we have a defined a condition that if met will be considered the *convergence* point for that initialiser. At epoch t with loss l_t in the loss curve for the autoencoder with a given intialiser. The autoencoder is said to be converged at t if the loss at every epoch between t and $t + \alpha$ is bounded above by $l_t + \epsilon$ and below by $l_t - \epsilon$. The parameters were



Initialiser	Notes
Straddled	Novel initialisation proposed in this paper shown in Figure 1c.
Glorotuniform	$W \sim U(-\sqrt{6/(i+o)}, \sqrt{6/(i+o)})$
Glorotnormal	$W \sim N(0, \sqrt{2/(i+o)})$
Identity	Zero padded Identity matrix as shown in Figure 1a.
Henormal	$W \sim N(0, \sqrt{2/i})$
Heuniform	$W \sim U(-\sqrt{6/i}, \sqrt{6/i})$
Orthogonal	Orthogonal matrix obtained from the QR decomposition of a matrix of random numbers drawn from a normal distribution. (TensorFlow 2.11.0 documentation)
Random	Default TensorFlow 2.11.0 initialiser sampling from a normal distribution.

Figure 5: The weight initialisers used for performance comparison. i and o refer respectively to the number of inputs and outputs to a layer.

selected for each dataset to provide meaningful representation of convergence, the specific values are provided alongside the relevant results.

The loss values used are epoch-level means taken across the number of runs specified in Figure 4.

Data & Results

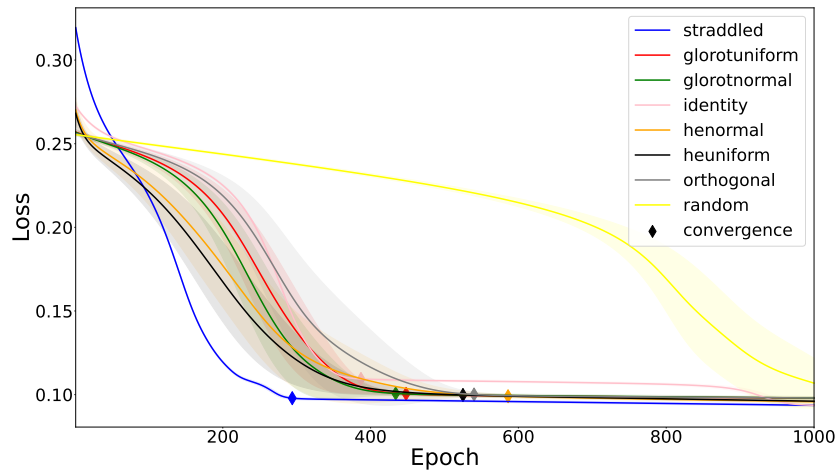
To benchmark the performance of the autoencoder using the Straddled Matrix initialiser against the other initialisers we tested all initialisers on a variety of datasets. Both synthetic and real world datasets with different amounts of features and observations as well as varying levels of non-linearity were used to ensure a holistic overview of the benefits and drawbacks of the different initialisers.

As a preprocessing step all features were scaled to a range $[0, 1]$, effectively making the reconstruction error a percentage and thus comparable across datasets.

Synthetic Data

We used a synthetic dataset with 100 features and 5000 records. Each record was created from a randomly initialised vector of dimension 20, which was transformed using linear and non-linear functions to create a vector of dimension 100 with varying amounts of linearity between elements. The goal was to create a dataset that encodes well and benefits the Straddled Matrix initialisation, which uses the linear transformation of variables as the starting point. The best description of the dataset is the code used to generate it, provided in our public repository.

As shown in Figure 6a, the Straddled Matrix initialiser showed quicker convergence and a slightly lower loss than all other initialisers we tested against on the synthetic dataset. Five out of the seven comparisons between losses reached at the end of the learning came out highly significantly better, and for all seven comparisons the convergence was best and fastest for the Straddled Matrix initialiser as reported in Figure 6b.



(a) Loss as a function of training epoch for each initialiser. The loss values are the average of 10 runs with the associated confidence intervals shown by the semi-transparent areas. Both convergence speed and quality are markedly improved by using Straddled Matrix as opposed to other initialisers.

Initialiser	Converged Epochs	Converged Loss	p-value
Straddled	294.0	0.097866	
Glorotuniform	448.0	0.100448	< 0.001
Glorotnormal	434.0	0.100689	< 0.001
Identity	387.0	0.109341	0.924
Henormal	586.0	0.099029	< 0.001
Heuniform	525.0	0.099770	< 0.001
Orthogonal	540.0	0.100072	< 0.001
Random	N/A	N/A	0.059

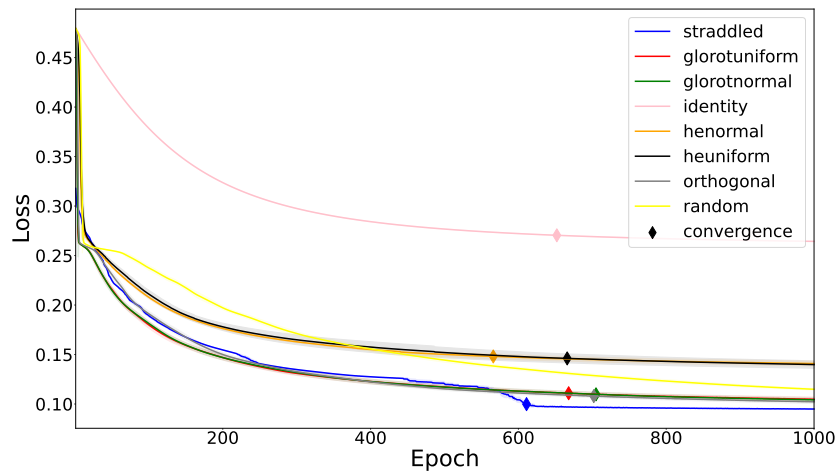
(b) Convergence metrics reported as averages across 10 runs, with convergence criteria of $\epsilon = 0.001$, and $\alpha = 100$, with N/A recorded when they were not met throughout the training. The p-values reported correspond to the results of single tailed t-test on the loss at the final epoch of the training across the ten runs. Straddled Matrix converged faster and reached a lower converged loss than all other initialisers.

Figure 6: Performance of various initialisers on the synthetic dataset.

MNIST

The MNIST dataset is a collection of 70,000 handwritten digits in the form of 28x28 greyscale images. The original split contains 60,000 examples in the training set and 10,000 in the test set. The images were flattened into vectors of size 784, and normalised to be between 0 and 1 - this preprocessing was replicated from a Keras autoencoder blog post [10].

It was expected that the high amount of non-linearity in the MNIST dataset would have a negative impact on the performance of the Straddled Matrix. However, as shown in Figure 7a Straddled Matrix initialisation performed comparably to the best initialisers for the first 500 epochs, and actually converged earlier and at a lower loss than the other three best-performing methods as reported in Figure 7b. The improvement in the final loss for Straddled Matrix initialisation was also confirmed to high significance.



(a) Loss as a function of training epoch for each initialiser. The loss values are the average of 10 runs with the associated confidence intervals shown by the semi-transparent areas. Both convergence speed and quality were best for Straddled Matrix initialisation.

Initialiser	Converged Epochs	Converged Loss	p-value
Straddled	611.0	0.099854	
Glorotuniform	668.0	0.110882	< 0.001
Glorotnormal	705.0	0.109809	< 0.001
Identity	652.0	0.270451	< 0.001
Henormal	566.0	0.148061	< 0.001
Heuniform	666.0	0.146084	< 0.001
Orthogonal	702.0	0.107960	< 0.001
Random	N/A	N/A	< 0.001

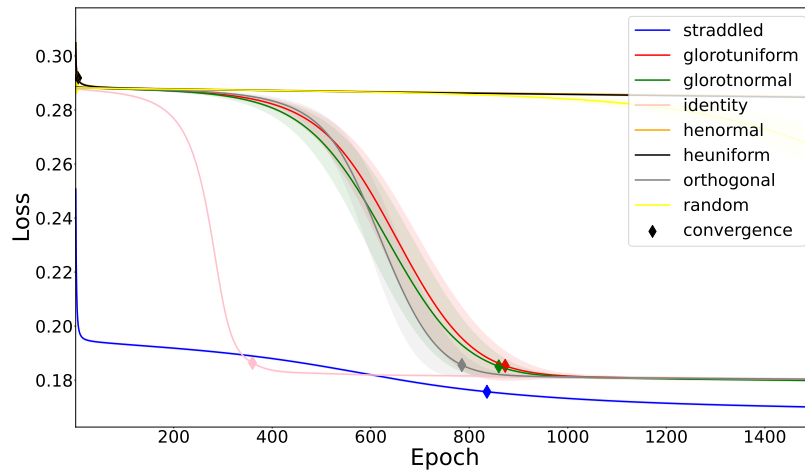
(b) Convergence metrics reported as averages across 10 runs, with with convergence criteria of $\epsilon = 0.005$, and $\alpha = 250$, with N/A recorded when they were not met throughout the training. The p-values reported correspond to the results of single tailed t-test on the loss at the final epoch of the training across the ten runs. Straddled Matrix reached a lower converged loss than all other initialisers.

Figure 7: Performance of various initialisers on the MNIST dataset.

Swarm Behaviour

The Swarm Behaviour dataset was constructed by running a survey of human perception of simulated swarming behaviour. The participants were asked to rate to what extent the behaviour could be considered flocking, aligned and grouped. The features of this dataset relate to the position, velocity and other movement properties of each entity in the swarm [11].

The Swarm Behaviour dataset consists of 2400 features and thus would require the most compression by the autoencoder when being reduced to a latent space with 33 dimensions. The Straddled Matrix initialiser demonstrated a rapid decrease in loss within the first 50 epochs and went on to reach a lower loss than any other initialiser as shown in Figure 8a, with convergence results presented in Figure 8b. The loss at the end of training was highly significantly better than any other method, and, notably, a low loss was achieved in just 20 epochs, 300 epochs earlier than any other method.



(a) Loss as a function of training epoch for each initialiser. The loss values are the average of 10 runs with the associated confidence intervals shown by the semi-transparent areas. Both convergence speed and quality are markedly improved by using Straddled Matrix as opposed to other initialisers. While Identity initialisation converged faster, the loss of converged state was worse.

Initialiser	Converged Epochs	Converged Loss	p-value
Straddled	836	0.175701	
Glorotuniform	873	0.185304	< 0.001
Glorotnormal	860	0.185110	< 0.001
Identity	360	0.186394	< 0.001
Henormal	N/A	N/A	< 0.001
Heuniform	N/A	N/A	< 0.001
Orthogonal	785	0.185592	< 0.001
Random	N/A	N/A	< 0.001

(b) Convergence metrics reported as averages across 10 runs, with convergence criteria of $\epsilon = 0.005$, and $\alpha = 500$, with N/A recorded when they were not met throughout the training. The p-values reported correspond to the results of single tailed t-test on the loss at the final epoch of the training across the ten runs. Straddled Matrix reached a lower converged loss than all other initialisers.

Figure 8: Performance of various initialisers on the Swarm Behaviour dataset.



Discussion & Conclusions

In this article we have introduced and tested a novel weight initialisation technique for Artificial Neural Networks - the *Straddled Matrix*. Straddled Matrix is a generalization of Identity matrix to non-square matrices. This is particularly useful for autoencoders, which is the architecture used in this article.

The motivation for Straddled Matrix initialiser is the assumption that most relationships in data as well as the transformation performed by this initialiser are linear, therefore minimising reconstruction loss should be an generally smoother process leading to lower error, and faster convergence. Identity Matrix initialisation does have these same properties for certain architectures, but comes with areas of zeroes whenever the weight matrix is not square.

To verify these hypotheses we have trained a simple fixed-architecture autoencoder on three datasets, ten times each, using seven state-of-the-art initialisation techniques as well as the Straddled Matrix. In all cases except two (out of 21 comparisons) the Straddled Matrix achieved highly significantly better (p-value of < 0.001) and faster convergence than all of the other initialisers. The two cases where convergence was not significantly better (p-value > 0.001) were the comparison between the Straddled Matrix and Identity, and Straddled Matrix and Random initialisations on the synthetic dataset we have devised. Yet, even in these two cases Straddled Matrix initialisation converged faster and reached a lower loss than all other methods (see Figure 6a). These results therefore constitute a novel improvement to training autoencoders, saving precious computation time as well as providing more accurate reconstruction results.

We see a large number of opportunities for further investigation regarding the Straddled Matrix initialisation of weights in Artificial Neural Networks.

1. Introduce stochasticity to facilitate escapes from local minima by randomisation where the ones are located in the matrix.
2. Scale the ones in the matrix to achieve even activations across hidden units - a refinement that was shown to provide improvements to other initialisation techniques.
3. Try different network architectures e.g. feed-forward, convolutional networks and others.
4. Analyse linear separability of latent space using a support vector machine (SVM). While the results clearly favour Straddled Matrix, they do not directly support our hypothesis. Demonstration of better linear separability of latent space would provide more support for our hypotheses.

Acknowledgements: Special thank you belongs to Nikola Loncar and Michał Gnacik for reviewing the code accompanying this article.

Data & code availability: The code for the Straddled Matrix and the experiments to reproduce the results presented here are publicly available on GitHub <https://github.com/artefactory-uk/autoencoder-paper>.



References

- [1] Meenal V Narkhede, Prashant P Bartakke, and Mukul S Sutaone. A review on weight initialization strategies for neural networks. *Artificial intelligence review*, 55(1):291–322, 2022.
- [2] G. E. Hinton and R. R. Salakhutdinov. Reducing the dimensionality of data with neural networks. *Science*, 313(5786):504–507, 2006.
- [3] Xavier Glorot and Yoshua Bengio. Understanding the difficulty of training deep feed-forward neural networks. In Yee Whye Teh and Mike Titterton, editors, *Proceedings of the Thirteenth International Conference on Artificial Intelligence and Statistics*, volume 9 of *Proceedings of Machine Learning Research*, pages 249–256, Chia Laguna Resort, Sardinia, Italy, 2010. PMLR.
- [4] Kaiming He, Xiangyu Zhang, Shaoqing Ren, and Jian Sun. Delving deep into rectifiers: Surpassing human-level performance on imagenet classification. *CoRR*, abs/1502.01852, 2015.
- [5] Quentin Fournier and Daniel Aloise. Empirical comparison between autoencoders and traditional dimensionality reduction methods. In *2019 IEEE Second International Conference on Artificial Intelligence and Knowledge Engineering (AIKE)*, pages 211–214. IEEE, 2019.
- [6] Varun Chandola, Arindam Banerjee, and Vipin Kumar. Anomaly detection: A survey. *ACM computing surveys (CSUR)*, 41(3):1–58, 2009.
- [7] Jinwon An and Sungzoon Cho. Variational autoencoder based anomaly detection using reconstruction probability. *Special Lecture on IE*, 2(1):1–18, 2015.
- [8] Dor Bank, Noam Koenigstein, and Raja Giryes. Autoencoders. *arXiv preprint arXiv:2003.05991*, 2020.
- [9] George Cevora. Fair adversarial networks. *arXiv preprint arXiv:2002.12144*, 2020.
- [10] Francois Chollet. Building Autoencoders in Keras, 2016.
- [11] Shadi Abpeikar and Kathryn Kasmarik. Motion behaviour recognition dataset collected from human perception of collective motion behaviour. *Data in Brief*, 47:108976, 2023.