

Towards General Loop Invariant Generation via Coordinating Symbolic Execution and Large Language Models

CHANG LIU*, Shanghai Jiao Tong University, China

XIWEI WU*, Shanghai Jiao Tong University, China

YUAN FENG, Shanghai Jiao Tong University, China

QINXIANG CAO†, Shanghai Jiao Tong University, China

JUNCHI YAN†, Shanghai Jiao Tong University, China

Loop invariants, essential for program verification, are challenging to auto-generate especially for programs incorporating complex memory manipulations. Existing approaches for generating loop invariants rely on fixed sets or templates, hampering adaptability to real-world programs. Recent efforts have explored machine learning for loop invariant generation, but the lack of labeled data and the need for efficient generation are still troublesome. We consider that the advent of the large language model (LLM) presents a promising solution, which can analyze the separation logic assertions after symbolic execution to infer loop invariants. To overcome the data scarcity issue, we propose a self-supervised learning paradigm to fine-tune LLM, using the split-and-reassembly of predicates to create an auxiliary task and generate rich synthetic data for offline training. Meanwhile, the proposed interactive system between LLM and traditional verification tools provides an efficient online querying process for unseen programs. Our framework can readily extend to new data structures or multi loop programs, aiming to bridge the gap between existing capabilities and requirements of loop invariant generation in practical scenarios. Experiments across diverse memory-manipulated programs have demonstrated the performance advantage of our proposed method compared to the state-of-the-art baselines with respect to both efficiency and effectiveness.

Additional Key Words and Phrases: Program verification, loop invariant generation, machine learning, large language model, self-supervised learning

ACM Reference Format:

Chang Liu, Xiwei Wu, Yuan Feng, Qinxiang Cao, and Junchi Yan. 2018. Towards General Loop Invariant Generation via Coordinating Symbolic Execution and Large Language Models. In . ACM, New York, NY, USA, 22 pages. <https://doi.org/XXXXXXX.XXXXXXX>

1 INTRODUCTION

The efficient generation of loop invariants for program verification has been receiving increasing attention from both communities of software engineering and machine learning. Loop invariants are essential software properties that remain true before and after each iteration of loops in the programs. They are important for modern program verification, which ensures the correctness and reliability of programs. However, the inference of loop invariants, especially within real-world programs, proves to be a challenging task. These programs often involve intricate memory operations and data structures, markedly different from scalar programs. In practice, human intervention is still

*First two authors contribute equally

†Corresponding authors

Permission to make digital or hard copies of all or part of this work for personal or classroom use is granted without fee provided that copies are not made or distributed for profit or commercial advantage and that copies bear this notice and the full citation on the first page. Copyrights for components of this work owned by others than ACM must be honored. Abstracting with credit is permitted. To copy otherwise, or republish, to post on servers or to redistribute to lists, requires prior specific permission and/or a fee. Request permissions from permissions@acm.org.

Conference acronym 'XX, June 03–05, 2018, Woodstock, NY

© 2018 Association for Computing Machinery.

ACM ISBN 978-1-4503-XXXX-X/18/06...\$15.00

<https://doi.org/XXXXXXX.XXXXXXX>

needed in many cases, requiring experts to provide loop invariants and proofs. Therefore, there is a compelling demand for automatic loop invariant generation that can handle programs with complex memory manipulation.

Traditional program analysis works have made some attempts at loop invariant generation, including LOOPINVGEN [24, 25], llinva [10], and SLING [17]. They explored various analytical methods, including program synthesis, abduction, and dynamic analysis, employing SMT solvers to validate the correctness of generated invariants. However, the main drawback of these methods lies in their reliance on fixed sets or templates for feature extraction, rendering them less adaptable to the inherent variability of real-world programs. For instance, the synthesizer in LOOPINVGEN is primarily suited for expressions within the realm of linear integer arithmetic. Meanwhile, llinva and SLING harness abduction and dynamic analysis techniques to deduce memory-related invariants for several common data structures, such as linked lists and trees. However, their method has limited applicability to other data structures. They require specialized expert systems tailored to every single data structure for conducting shape analysis. Furthermore, they also necessitate the design of specific inputs that correspond to each program for performing dynamic analysis. In contrast, we consider versatile and adaptive loop invariant generation to be paramount to addressing the complexities in modern programs, which is not well-solved in existing approaches.

With the rapid developments of machine learning, researchers also try to generate loop invariants with learning based approaches [3, 13, 15, 19, 28–30, 34]. Machine learning methods, also known as data-driven methods, require sufficient labeled data for training. However, in our task, the labels denote valid loop invariants, which is hard to automate generation without expert intervention. In one foundational work CODE2INV [30], they take the help of reinforcement learning to use the rewards instead of labels to train their models. The rewards here denote the correctness judgment of their model’s output, which are used to update the model until it finds valid loop invariants. However, this approach requires a large amount of trial and error, which has to be performed on the target programs directly, and cannot be pre-trained offline in advance. Other approaches [3, 28] borrow the invariants found by traditional methods as labels: in latest work [28], researchers use Daikon [11] as the oracle, of which the output invariants are used to train a large language model. This combination approach has a fatal weakness in that the model trained by the oracle cannot outperform the oracle itself. Therefore, the only advantage of using such methods is limited to merely a speed-up alternation of the traditional methods.

Moreover, existing machine learning based methods for loop invariant generation are all restricted to scalar programs, neglecting the diverse data structures and memory operations in modern programs. These data structures encompass dynamically allocated objects, spawned via the new keyword, as well as conventional data structures and custom user-defined structures that extend beyond the confines of standard conventions, often incorporating nested structures internally. Furthermore, most existing methods are limited to single-layer loops, sidelining the prevalent phenomenon of multi-layered loops frequently encountered in real-world programs.

Despite these limitations, we still believe that machine learning is a promising direction for loop invariant generation. Machine learning models have remarkable abilities in text generation and generalization [8, 31], which make them suitable for this task, especially for programs with complex memory manipulations that are rarely studied in the literature. However, we also recognize the inherent challenges that need to be addressed: 1) The vast searching space, encompassing constants, variables, and operators from existing programs and preconditions, as well as memory operations and data structures; 2) To infer loop invariants effectively, models must comprehend program semantics and syntax, a feat beyond the reach of common machine learning approaches. We consider these challenges have impeded the progress of machine learning based approaches in the domain of loop invariant generation.

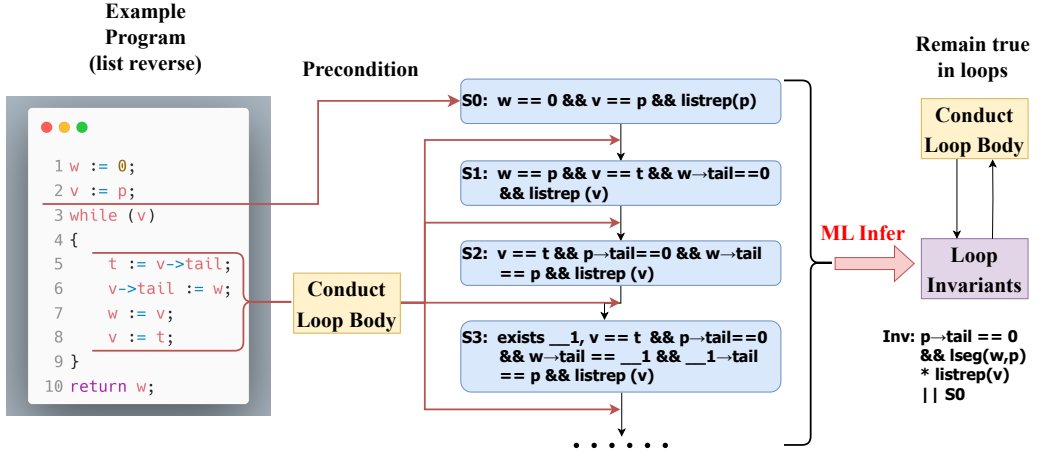


Fig. 1. Pipeline of loop invariant generation. To verify a program with loop, we use its status before the loop as precondition (S_0), and conduct the loop body with symbolic execution multiple times to get more separation expressions (S_1, S_2, S_3, \dots). Based on these separation expressions, we utilize machine learning to infer the loop invariants, which remain true before and after each iteration of loops.

To address these challenges, we propose to use large language models, which have demonstrated impressive comprehension skills in many machine learning tasks. Recent works found that large language models are capable of understanding and analyzing programs [21, 22, 33]. Multiple well *pretrained* large language models for general tasks are placed on open-source sites, and researchers only need to *fine-tune* the large language models on their own tasks, instead of training from scratch.¹ However, existing pretrained models are mainly designed for natural language processing tasks, such as code debugging and document generation. Adapting them to loop invariant generation tasks, which often involve complex logical rules such as *separation logic assertions*, is relatively unexplored. Furthermore, fine-tuning large language models requires a lot of labeled data, which is hard to obtain for loop invariant generation, especially for programs with complex data structures. Currently, generating valid loop invariants as labels depends on manual annotation by domain experts, making it difficult to collect enough training data for fine-tuning of large language models.

In this paper, we present a novel approach that leverages large language models thus bridging the gap between the capabilities of existing approaches and the demands of loop invariant generation. Figure 1 depicts the overall process of our proposed framework. The input of our framework is a program that contains a loop, for example, the linked list reversal function. The given precondition S_0 indicates that w is 0, v equals p , and p denotes a singly linked list structure. Then, by symbolically executing the loop body once, we can obtain S_1 . Similarly, symbolic execution twice for acquiring S_2 , three times for S_3 , and so on.

S_0 : $w == 0 \ \&\& \ v == p \ \&\& \ \text{listrep}(p)$

S_1 : $v == t \ \&\& \ w == p \ \&\& \ w \rightarrow \text{tail} == 0 \ \&\& \ \text{listrep}(v)$

S_2 : $v == t \ \&\& \ w \rightarrow \text{tail} == p \ \&\& \ p \rightarrow \text{tail} == 0 \ \&\& \ \text{listrep}(v)$

S_3 : $\exists _1, v == t \ \&\& \ p \rightarrow \text{tail} == 0 \ \&\& \ w \rightarrow \text{tail} == _1 \ \&\& \ _1 \rightarrow \text{tail} == p \ \&\& \ \text{listrep}(v)$

inv : $p \rightarrow \text{tail} == 0 \ \&\& \ \text{lseg}(w, p) \ * \ \text{listrep}(v) \ || \ S_0$

¹LLM undergoes two phases: pretraining and fine-tuning. Pretraining learns a general understanding of language and knowledge from diverse text data, while fine-tuning adapts the model for particular tasks using task-specific datasets.

After several iterations of symbolic execution, we collect a set of separation logic assertions to represent the program. Finally, we utilize machine learning, i.e. large language models, to infer a new assertion based on the collected assertions. Here, the expressions inferred by machine learning is `inv`, which is regarded as the loop invariant for further usage after checking validity. In this pipeline, the key challenge of utilizing machine learning is to find enough labeled data for training, as we mentioned before. Therefore, we consider of self-supervised learning paradigm, which can auto-generate data for training by creating extra auxiliary tasks based on the definitions of data structures. In this way, our method can work on various memory-manipulated types of programs.

To sum up, our main contributions are:

- (1) We propose combining large language models and symbolic execution to infer separation logic based loop invariants for verifying the shape safety of memory-manipulated programs.
- (2) We design an approach that combines three components: the self-supervised training for large language models, the symbolic execution based tools that derive assertions, and the interaction system that enables the solver and the large language models to cooperate.
- (3) Unlike existing work restricted to fixed templates, our approach is readily capable of extending to new data structures or multi-loop scenarios, as we only need their definitions to learn.
- (4) We conduct experiments on multiple scenarios, and the results have demonstrated the potential of using large language models for program analysis and verification tasks.

The structure of this paper is as follows: In Section 2, we briefly introduce machine learning and large language models as the background of this work. In Section 3, we describe our proposed approach of our machine learning based loop invariant generation, including the total framework. Our framework contains offline training and online querying, which will be further introduced in Section 4 and Section 5. In Section 6, we show our experiments and the performance of the proposed method. Section 7 and Section 8 introduce some related work and make a summary.

2 BACKGROUND: MACHINE LEARNING AND LARGE LANGUAGE MODELS

2.1 Learning Paradigms in Machine Learning

Machine learning, a cornerstone of artificial intelligence, has revolutionized numerous domains. It leverages data-driven approaches to enable the models to recognize patterns, make predictions, and solve complex tasks. One of the fundamental learning paradigms in machine learning is **supervised learning**, where neural network models² are trained on labeled data, learning to make predictions or classifications based on the supervision provided by the labels. The label serves as the ground truth or the correct answer that the model aims to predict or approximate. After training, the model is ready for querying on new incoming data. In general, the training is offline and the querying is online. As the time cost of supervised learning is mainly on offline training, it enables the model to execute tasks swiftly and effectively during online queries.

While supervised learning has seen widespread adoption in various domains, it is not without its limitations, notably its reliance on large labeled data for offline training. In practice, obtaining enough labeled data can be difficult for some tasks, such as video tracking, machine translation, medical diagnosis, and loop invariant generation in this paper. This can be due to high labeling costs, lack of experts, or privacy issues. In the task of loop invariant generation, the data is the program and the label is the valid loop invariant, which requires expert domain knowledge and is hard to produce massively. To solve the issue of lacking labeled data, several alternative learning paradigms have been developed, such as reinforcement learning and self-supervised learning.

Reinforcement learning (RL [20]) trains the agents by interactions with an environment represented the task, learning from feedback in the form of rewards or penalties, thereby reducing

²In this paper, the word "model" refers to the neural network model.

the reliance on labeled data. As we mentioned before, one popular work CODE2INV [30] does use RL to train the model for generating candidate loop invariants. With the help of RL, they do not need labeled data with expert knowledge, but utilize Z3 [7] to provide rewards by evaluating the validity and correctness of the loop invariants output from the model. Though it can outperform other baselines, it needs to be directly deployed on the target programs with numerous trials and errors until they find valid loop invariants. We consider this no offline training paradigm could lead to inefficiency in real-world applications.³

Self-supervised learning (SSL [4]) uses *data augmentation* and *auxiliary tasks* to auto-generate enough labeled data for training, which could be very helpful when labeled data is scarce. The auxiliary task in SSL is a learning objective that transforms unlabeled data and requires the model to predict or infer some aspects of them. In other words, SSL managed to convert the unlabeled data into meaningful labeled data. The dataset created from auxiliary tasks uses the augmented data, providing self-supervised learning signals. SSL trains the models on such auxiliary tasks shows a remarkable ability to capture meaningful representations from the original task. As a result, SSL not only solves the data scarcity problem but also improves the model’s generalization ability, making it a valuable approach for loop invariant generation, where obtaining large labeled data is impractical and costly. Therefore, in our work, we decide to use SSL as our learning paradigm.

2.2 Large Language Models

In the task of loop invariant generation, the sheer complexity of the search space presents a formidable challenge for machine learning models, and normal neural network models often fall short due to the need for a deep understanding of both program syntax and semantics. In this paper, we choose to borrow the power of large language models. Large language models (LLM) like BERT (Bidirectional Encoder Representations from Transformers [8]) and GPT (Generative Pretrained Transformers [23]) have transformed the field of machine learning, especially in natural language processing (NLP). These models have also influenced various domains beyond NLP. Here, we describe how to utilize LLM, which involves two main phases: pretraining and fine-tuning.

Pretraining: Pretraining is the first step in the training of LLM. In this step, the LLM learns language representations from large text corpora using a technique called masked language modeling [14]. LLM uses a deep transformer-based architecture [32] to capture contextual information effectively. During the pretraining, they predict missing words in sentences by understanding the context of the surrounding words. This bidirectional context learning gives LLM a broad understanding of language, grammar, and context. Thanks to the development of the machine learning community, various pretrained models have been open to researchers.

Fine-Tuning: After pretraining, LLM is ready for several general tasks or large domains in NLP. Fine-tuning is the step where the LLM adapts their general language understanding to particular applications. It involves further training the LLM on smaller, task-specific datasets. The LLM uses their pretrained parameters as a good starting point, and fine-tunes them to fit the target task. Fine-tuning usually includes adding task-specific heads and minimizing task-specific objective functions, allowing the LLM to perform well in user-specific tasks like text classification, sentiment analysis, or program analysis tasks. Though the data used for fine-tuning is clearly smaller than the data for pretraining, it still requires a number of labeled data to fine-tune LLM.

Pre-training and fine-tuning are complementary steps that can help people create highly accurate and customized LLMs for their specific needs. Through these two steps, we can enable LLM to

³Actually, several RL paradigms in the literature complement the offline training process, but it also requires sufficient data. In the task of loop invariant generation, common benchmarks only contain about 100 programs, which is not realistic to split for offline training. Therefore, existing RL works[15, 29, 30] all discard offline training.

leverage their extensive language understanding for a wide range of real-world applications, including the loop invariant generation task in this paper. For the details of the LLM we used in our work and the training process, please refer to Section 4.

3 FRAMEWORK DESIGN

In this section, we present our approach to loop invariant generation, which adapts LLM with the assistance of traditional verification tools. As we mentioned before, the core idea of our approach is to infer proper loop invariants based on the separation logic assertions provided by symbolic execution. In this section, we first explain why we believe the LLM is supposed to work in the task of loop invariant generation. Then, we briefly introduce the preliminaries of the symbolic execution used in our work. Finally, we propose a framework to auto-generate loop invariants, combining the power of LLM and symbolic execution.

3.1 Insights of Inferring Loop Invariants

As the basis of inferring, we plan to use symbolic execution to generate sufficient separation logic assertions. Since they are derived by the same loop body after the precondition, there are supposed to exist several patterns or similarities inside them, which can be captured for inferring. To take a deeper look, we use the list reverse program in Figure 1 as an example:

```

S0: w == 0 && v == p && listrep(p)
S1: w == p && v == t && w → tail == 0 && listrep(v)
S2: w → tail == p && v == t && p → tail == 0 && listrep(v)
S3: exists__1, w → tail == __1 && __1 → tail == p &&
    v == t && p → tail == 0 && listrep(v)
S4: exists__1__2, w → tail == __1 && __1 → tail == __2 && __2 → tail == p &&
    v == t && p → tail == 0 && listrep(v)
S5: exists__1__2__3, w → tail == __1 && __1 → tail == __2 && __2 → tail == __3 &&
    __3 → tail == p && v == t && p → tail == 0 && listrep(v)

```

In this example, we write down their separation logic assertions after multiple symbolic executions. We can find several terms in $[S0, S1, S2, S3, S4, S5, \dots]$ that are related to $\text{lseg}(w, p)$, and we mark these terms with red. Since the position and the order of these terms may vary, one may need to design a specific algorithm to detect such a syntactic pattern in traditional program logic research. Moreover, we found that LLM has strong abilities in extracting features and detecting patterns and thus it has the potential to infer loop invariants or some key parts of them. Supposing LLM successfully infers $\text{lseg}(w, p)$, then we can modify the original separation logic assertions via replacing those red terms:

```

S0: w == 0 && v == p && listrep(p)
S1': v == t && p → tail == 0 && lseg(w, p) * listrep(v)
S2': v == t && p → tail == 0 && lseg(w, p) * listrep(v)
S3': v == t && p → tail == 0 && lseg(w, p) * listrep(v)
S4': v == t && p → tail == 0 && lseg(w, p) * listrep(v)
S5': v == t && p → tail == 0 && lseg(w, p) * listrep(v)

```

Moreover, we can find that other terms in the updated separation logic assertions also have patterns. For example, $p \rightarrow \text{tail} = 0$ appears in $S5', S4', S3', S2',$ and $S1'$. As a result, the LLM can continue to infer $p \rightarrow \text{tail} = 0$, update the separation logic assertions again and further infer $\text{listrep}(v)$. Now, every term in the separations logic assertions has been covered by the terms inferred by LLM, except for $S0$. Finally, we get the following loop invariant candidate.

```

inv: p → tail = 0 && lseg(w, p) * listrep(v) || w == 0 && v == p && listrep(p)

```

```

1 // S0: w == 0 && v == p && listrep(p)
2 while (v) {
3 //@ w == 0 && v != 0 && v == p && listrep(p)
4 //@  $\exists \_1, w == 0 \ \&\& \ v \neq 0 \ \&\& \ v == p \ \&\& \ p \rightarrow \text{tail} == \_1 \ \&\& \ \text{listrep}(\_1)$ 
5     t = v  $\rightarrow$  tail;
6 //@ w == 0 && v != 0 && v == p && p  $\rightarrow$  tail == t && listrep(t)
7     v  $\rightarrow$  tail = w;
8 //@ w == 0 && v != 0 && v == p && p  $\rightarrow$  tail == w && listrep(t)
9     w = v;
10 //@ w == v && v != 0 && v == p && p  $\rightarrow$  tail == 0 && listrep(t)
11     v = t;
12 //@ S1: v == t && p != 0 && w == p && p  $\rightarrow$  tail == 0 && listrep(v)
13 }

```

Fig. 2. Symbolic execution example. Given the precondition S_0 at line 1, we can conduct symbolic execution gradually and finally obtain S_1 at line 12. We can repeat this process to further obtain $[S_2, S_3, S_4, S_5, \dots]$.

By constantly inferring the terms via LLM, we can end up with generated loop invariants. Overall in this process and to further check the validity of the loop invariant, we need two separation logic operations: symbolic execution and entailment solver. As they are well-known techniques, we will briefly introduce them in the next subsection.

3.2 Separation Logic Support

Separation logic assertion. For generating sufficient separation logic assertions to feed LLM, we use separation logic assertions based on the traditional symbolic heap. A traditional symbolic heap is a formula of separation logic of the form $\exists \vec{x} (P_1 \ \&\& \ P_2 \ \&\& \ \dots \ \&\& \ Q_1 * Q_2 * \dots * Q)$, where the pure part P describes the memory irrelevant between terms (e.g. e_1, e_2), and the spatial part Q is separating conjunction of spatial predicates. For example, $e_1 == e_2$ and $e_1 > e_2$ can appear as pure propositional conjuncts; the empty heap predicate emp , the points-to predicate $e_1 \mapsto e_2$ and the single-linked-list heap predicate $\text{listrep}(e_1)$ and $\text{lseg}(e_1, e_2)$ can appear as spatial conjuncts, where e_1 and e_2 are memory irrelevance expressions.

To make the assertions more readable and user-friendly, we extend the traditional symbolic heap to simplify the assertions. Specifically, we allow users to use memory related expressions or even use complex C expressions directly in assertion, and thus some redundant existentially quantified logical variables can be removed. For example, we allow users to write $x \rightarrow \text{tail} == y \rightarrow \text{data}$, which represents:

$$\exists xv \ yv \ v, \ \&x \mapsto xv * \&y \mapsto yv * \text{field_addr}(xv, \text{tail}) \mapsto v * \text{field_addr}(yv, \text{data}) \mapsto v$$

where $\text{field_addr}(xv, \text{tail})$ means the address of field tail of xv .

Symbolic execution. We transform the separation logic assertions provided by the user into the traditional symbolic heap, and then perform symbolic execution. The symbolic execution function is denoted by $\text{Symbolic}(\text{Pre}, \text{body})$, where body is a loop-free program fragment, Pre is the precondition of symbolic execution. Symbolic function will calculate the strongest postcondition of precondition Pre after passing through the program segment body . Figure 2 shows the standard process of computing S_1 from S_0 . Here S_0 is the precondition in line 1 started with $//$. The assertions started with $//@$ are the results of Symbolic function. Additionally, the assertion in line 4 is equivalent to that in line 3, which just unfolds the definition of listrep . After step-by-step symbolic executions, we can finally obtain the assertion S_1 in line 12, which becomes the new precondition for the next round. We can further generate the separation logic assertions $[S_2, S_3, S_4, S_5, \dots]$ by repeating this process. It is worth mentioning that symbolic execution may

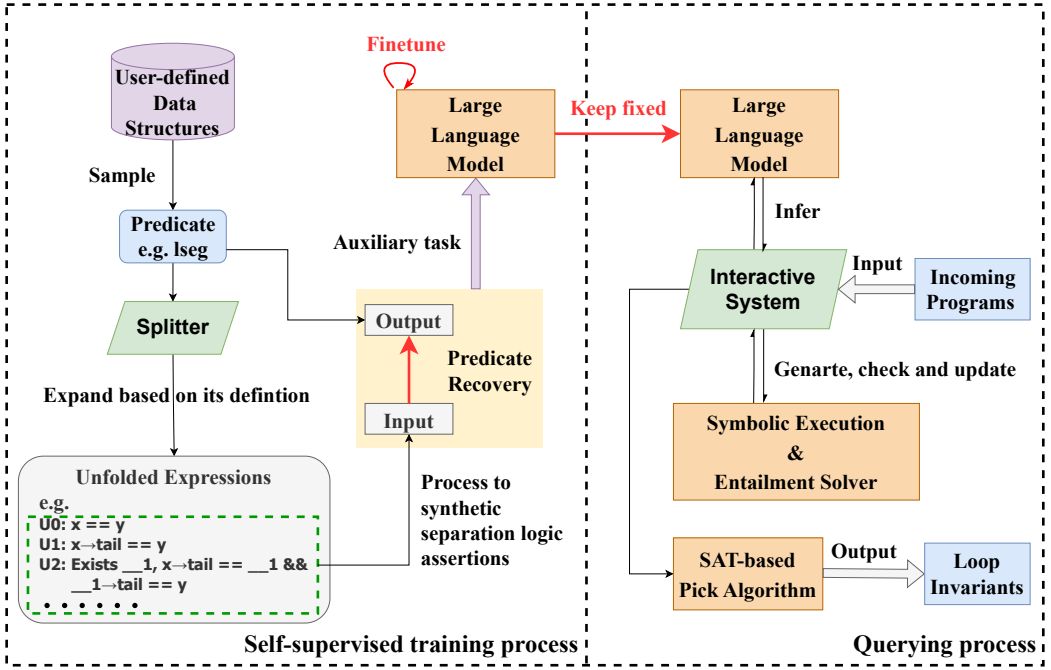


Fig. 3. Our proposed framework for automatic loop invariant generation. (Left): in the offline training process, we construct an auxiliary task by splitting and recovering the predicates of data structures, following the self-supervised learning paradigm to finetune the large language model; (Right): in the online querying process, we design an interactive system to handle the programs needed to be verified. The well-trained large language model is directly applied to unseen real-world programs. Multiple verification tools are utilized to cooperate with the large language model to further generate valid loop invariants.

fail, and then the Symbolic function will generate an error message. For example, the following program will fail because it tries to load from a null pointer.

```
//@ v == p && p == 0 && listrep(p)
//@ v == p && p == 0 && emp
t = p → tail;
```

Entailment solver. To verify the validity of the generated loop invariant, we need to check the following two conditions (1) $Pre \vdash inv$ (2) $Symbolic(inv, body) \vdash inv$. Both of them require assertion derivation. To achieve this, our development includes an entailment solver for separation logic. If $source \vdash target$, the function `entailment_solver(target, source)` will return true.

3.3 Framework Overview

In this work, we propose to combine the power of state-of-the-art LLM and traditional verification tools, aiming at efficiently inferring the loop invariants. The overall framework of our work is shown in Figure 3, including the offline training process and the online querying process, where offline training involves fine-tuning the LLM, and online querying refers to the LLM’s real-time usage for generating loop invariants of incoming programs unseen before.

In the offline training process, the major challenge is the scarcity of labeled data. In the task of loop invariant generation, the data refers to programs and the label refers to valid loop invariants,

which require expert domain knowledge and are hard to produce massively. To address this issue, we decide to borrow the power of self-supervised learning, which aims to create enough labeled data for training by designing an auxiliary task. As Figure 3(left) shows, we generate extensive labeled data by splitting predicates of data structures based on their definitions, and treat the reassembly of these split predicates as the auxiliary task. Furthermore, we employ *data augmentation* and *mix up* techniques to further process the synthetic data and leverage the difficulty of the auxiliary task, which can enhance the performance of fine-tuning the LLM. This process is totally automatic, and can be readily applied to new data structures and predicates, as long as they are well-defined.

The online querying process, illustrated in Figure 3(right), involves an interactive system between the LLM and multiple traditional verification tools, which allows the latter to validate and complete the inferences of the former, finally refining to valid loop invariants. In essence, LLM first infers a term based on current separation logic assertions generated by symbolic execution. Then, we check and update the separation logic assertions by replacing the related terms via the entailment solver. This cycle persists until the terms of the original separation logic assertions are all covered, resulting in a collection of updated assertions, which could be composed of the loop invariants. Finally, we utilize an SAT-based pick algorithm to choose a concise and equivalent set of them to complete the loop invariant, ensuring the validity and correctness. This collaborative approach merges the computational power of LLM with the rigorous validation and refinement capabilities of verification tools, and effectively yields a number of dependable loop invariants.

Thanks to the split of offline training and online querying, our method enables swift and efficient loop invariant generation in real-world applications. In the next two sections, we will detailed introduce the offline training and online querying process of our proposed framework.

4 OFFLINE TRAINING WITH SELF-SUPERVISED LEARNING

As introduced in Section 2.2, LLM after pretraining on large corpora of text can be fine-tuned on specific tasks and domains. We can leverage its powerful language understanding and generation abilities in loop invariant generation. After extensive investigation and experiments, we choose one pretrained LLM called CodeGen [21, 22] to propel our approach. It is tailored explicitly for code-related tasks with various applications [2, 5, 18], endowed with a comprehensive understanding of code structures, program semantics, and syntax. The unique prowess of CodeGen lies in its ability to decode and generate code snippets by comprehending the intricacies of different programming languages. Its robust capabilities allow us to delve into the task of loop invariant generation, presenting a promising avenue for addressing the complexities inherent in this task.

After selecting the pretrained LLM, we need to fine-tune it on our task. However, a major challenge is that we lack enough labeled data, i.e., programs with valid loop invariants. Without sufficient data for fine-tuning, the LLM cannot fully demonstrate its potential. To overcome this challenge, we adopt a self-supervised learning approach to generate abundant labeled data for fine-tuning our LLM. By formulating auxiliary tasks within the self-supervised framework, we generate rich synthetic data by employing a split-and-reassembly technique based on data structure definitions. Such a strategy allows us to produce ample training data, which is essential for fine-tuning LLM in the absence of labeled data, and thus addresses the challenge of data scarcity.

The detailed process of our self-supervised learning paradigm is shown in Figure 4. In this figure, we examine the "splitter" module of Figure 3, as the part enclosed by the green dash line. Given the data structures defined by the users, every time we sample one predicate from the data structures, e.g. `lseg`. Then, we check its definitions given by the users shown in the purple box:

```
lseg(x,y) = x == y && emp || ∃ z, x→tail == z * lseg(z,y)
```

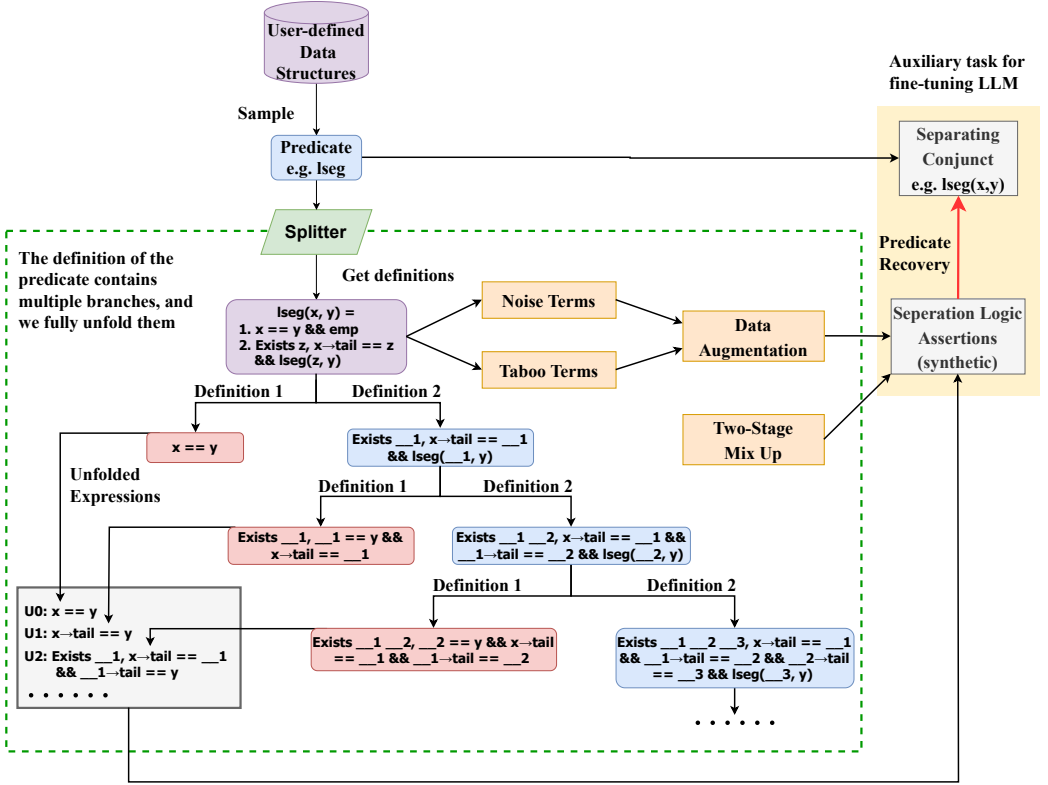


Fig. 4. Our self-supervised learning paradigm for fine-tuning LLM. To solve the data scarcity issue, we design an auxiliary task called *predicate recovery*. We split the data structure completely based on its definitions, further process them from unfolded expressions to synthetic separation logic assertions, and let the LLM try to recover the original separating conjunct. Moreover, we apply multiple data augmentation and mix up strategies to refine the synthetic assertions to mimic the real ones, making the auxiliary task more challenging.

We can see that there are two branches in its definition, one for the empty case and the other one for the non-empty case. We find that multi-branch definition is very common in data structures. Therefore, we decide to split the predicate and let the LLM try to reassemble it. This *predicate recovery* task is the auxiliary task designed for fine-tuning the LLM. Back to the purple box in the figure, we begin to recursively split $lseg(x, y)$ based on these two branches, shown as the expanding arrows with "Definition 1" and "Definition 2". We noticed that the expressions after "Definition 1" expansion lead to an end of further expansions, as the predicate $lseg$ itself has been eliminated. We mark these expressions with red boxes and the others with blue boxes. For the expressions in blue boxes, we can further expand them based on these two branches recursively. Repeatedly, we can acquire an expansion tree as shown in the figure.

After splitting the predicate, we select the expressions in the red boxes, the terminating nodes of the expansion tree for further usage. Then, we further process them to remove the redundant temporal variables. For example, the temporal variable $_2$ in the bottom red plays no significant role and can be directly replaced by program variable y . After the processing, we can obtain the synthetic unfolded expressions, as shown in the grey box at the left bottom corner of the figure.

In this way, we successfully split the predicate into a set of unfolded expressions. We define this process as $\text{Gen}_0(C)$, such as the example in the figure:

$$\text{Gen}_0(\text{lseg}(x, y)) = [U_0, U_1, U_2, \dots]$$

Admittedly, there is still a gap between the generated unfolded expressions $[U_0, U_1, U_2, \dots]$ and the real separation logic assertions (see S0–S5 Figure 1 or Section 3.1 for examples), where the real assertions may contain other separating conjuncts or pure proposition. To address this issue, we further employ two techniques in self-supervised learning: *data augmentation* and *mix up*. Data augmentation [1, 6] involves modifying the data by applying various transformations, such as rotation, scaling, or flipping, creating augmented versions of the original data. These altered examples offer a more diverse range of inputs for the model, helping it to generalize to unseen data. Mix up [36, 37], on the other hand, is a regularization technique that blends samples in the dataset, combining two examples by interpolating their features and labels. By averaging two data samples, mix up encourages smoother decision boundaries, mitigating overfitting and enhancing the ability to learn from diverse data. Both data augmentation and mix up are instrumental in increasing the diversity and variability within the data, thereby boosting the capacity to handle real-world scenarios. Next, we shall introduce how we adapt data augmentation and mix up in our work.

Data augmentation. Based on the generated unfolded expressions $[U_0, U_1, U_2, \dots]$, we try to augment them by adding more terms. Referring to Figure 4, we can see there are two right arrows from the purple box. They indicate that we derive noise terms and taboo terms based on the definition of the predicate. Taking $\text{lseg}(x, y)$ for an example: based on its definition, we know it is a manipulation of a single linked list and contains operations to its tail field. Therefore, the possible noise terms to add for this separating conjunct are:

$$\{\} = \{\}, \{\} \neq \{\}, \text{listrep}(\{\}), \{\} \rightarrow \text{tail} = \{\}, \text{listrep}(y), y \rightarrow \text{tail} = \{\}$$

where $\{\}$ could be program variables, temporal variables, or even NULL. Since the definition of $\text{lseg}(x, y)$ already includes the memory address operation of x , more description of this memory is not allowed. Therefore, $x \rightarrow \text{tail} = \{\}$, $\text{listrep}(x)$ are regarded as the taboo terms of $\text{lseg}(x, y)$. After specifying the noise terms and taboo terms, we can randomly add more terms to the original separation expressions based on a set of certain probabilities, and we defined this process as $\text{Gen}_1(C) = \text{augment}(\text{Gen}_0(C))$, for example:

$$\begin{aligned} \text{Gen}_1(\text{lseg}(x, y)) &= \text{augment}(\text{Gen}_0(\text{lseg}(x, y))) = \text{augment}([U_0, U_1, U_2, \dots]) \\ &= [U_0 \ \&\& \ y \ != \ 0 \ \&\& \ \dots, U_1 \ \&\& \ y \rightarrow \text{tail} = 0 \ \&\& \ \dots, U_2 \ \&\& \ \text{listrep}(y) \ \&\& \ \dots, \dots] \end{aligned}$$

Mix up. To further enhance the quality, we design a two-stage mix up strategy. Suppose we have split the predicates A, B , and obtain their unfolded expressions $[A_0, A_1, A_2, \dots], [B_0, B_1, B_2, \dots]$. We have two ways to mix up their predicates and expressions. In the first way, we mix their predicates as $A * B$. The corresponding expressions shall become $[A_0 * B_0, A_1 * B_1, A_2 * B_2, \dots]$. It can mimic the situation in which the loop invariant contains multiple predicates. In the second way, we combine their predicates $A || B$. The combined expressions will be $[A_0 || B_0, A_1 || B_1, A_2 || B_2, \dots]$. It is very common for loop invariants to contain multiple terms separated by $||$, especially for programs in the real world. Our two-stage mix up is conducted recursively with a certain probability, which results in a diverse and changeable combination of expressions. We define the aforementioned process as $\text{Gen}_2(C)$, where C is composed of one or multiple separating conjuncts.

$$\begin{aligned} \text{Gen}_2(C) &= \text{Gen}_1(C) \text{ if } C \text{ is a single conjunct,} \\ &\text{Gen}_2(A) * \text{Gen}_2(B) \text{ if } C = A * B, \\ &\text{Gen}_2(A) || \text{Gen}_2(B) \text{ if } C = A || B \end{aligned}$$

In the end, we can obtain a batch of synthetic separation logic assertions more close to real assertions, which can be used to create the *predicate recovery* task. In this auxiliary task, the synthetic separation logic assertions are regarded as input and the original separating conjunct is

Algorithm 1: Single_loop_inv_gen

```

Data: Pre : precondition
         e : an expression of loop condition
         body : a loop-free program fragment
Result: inv : loop invariant for program c = while (e) {body}
1 I[0] = Pre
2 for  $i : 0 \rightarrow \text{MAX\_NUM} - 1$  do
3   | I[i+1] = Symbolic(true_condition(I[i],e), body)
4 end
5 invs = Infer_invs(I)
6 inv = Pick_invs(I,invs)
7 inv_post = Symbolic(true_condition(inv,e), body)
8 if entailment_solver(inv, Pre) && entailment_solver(inv, inv_post) then
9   | return inv
10 end
11 else
12 | exit("LLM Inference Fail")
13 end

```

regarded as output or the label. As this whole process is fully automated, we can easily generate rich labeled data and fine-tune our LLM with this auxiliary task.

5 ONLINE QUERYING WITH INTERACTIVE SYSTEM

Following the offline training, we obtain an LLM that is capable of inferring the separating conjuncts given the assertions. Building on this LLM and the conventional techniques of symbolic execution and entailment solver, we devise an interactive framework that can generate loop invariants online by multiple interactions. In this section, we present the loop invariant generation process for the single-layer loop case, and then demonstrate how to generalize it to the multi-layer loop case.

5.1 Basic Interaction of Single Loop

When focusing on single loop programs, we assume that the loop is not preceded or followed by any statements. We take the loop condition e , the loop body $body$ and the loop precondition Pre as input, as shown in Algorithm 1. We perform a number of symbolic executions and obtain the postcondition array I for executing the loop body $0 \sim \text{MAX_NUM}$ times. The function `true_condition` computes the postcondition of the precondition when the loop condition e holds, ensuring that the loop body can be entered. We then obtain the loop invariant inferences $invs$ from LLM using the function `Infer_invs`. Then, we will obtain a simplified invariant assertion inv by the function `Pick_invs` based on the calculated postcondition sequence I and the returned invariant sequence $invs$. Finally, we verify the correctness of the loop invariant by `entailment_solver` via our entailment solver. If the loop invariant is correct, we return it.

The key point of the algorithm introduced above is to obtain enough information by multiple symbolic executions and output invariants according to the calculated postconditions. The former has already been mentioned in section 3.1, while the latter relies on the interaction between our LLM and traditional tools. In each round of interaction, we partition the assertion set I into two subsets $succ_I$ and $fail_I$ based on the separating conjunct sep inferred by the well-trained LLM.

Algorithm 2: Infer_invs**Data:** I: list of calculated postcondition**Result:** inv: invariant inferred from I

```

1 if I == [] then
2   | return ""
3 end
4 else
5   if Similar(I) then
6     | return Similar_extract(I)
7   end
8   else
9     sep = use_llm(model, I)
10    succ_I, fail_I = use_solver(I, sep)
11    inv_1 = Infer_invs(succ_I)
12    inv_2 = Infer_invs(fail_I)
13    inv = inv_1 || inv_2
14    return inv
15  end
16 end

```

The subset succ_I consists of the assertions that are successfully replaced by sep, while the subset fail_I comprises the assertions that are not successfully replaced.

$$\begin{aligned} \forall i \in \text{succ_I}, i \vdash \text{sep} * \text{True} \\ \forall i \in \text{fail_I}, i \not\vdash \text{sep} * \text{True} \end{aligned}$$

Subsequently, we apply repeated operations on the two subsets succ_I and fail_I, and eventually obtain the two invariant results inv_1 and inv_2, which are combined as the solution for I. If the assertions in the set I are deemed to be similar assertions, we directly return the new assertion that is derived from the similar assertions as the solution.

Taking list reverse program from Section 3.1 as an example, we assume that $I=[S0, S1, S2, S3]$, and suppose that LLM returns $\text{lseg}(w, p)$ in the first round of interaction. At this point, we have $\text{succ_I} = [S1', S2', S3']$ and $\text{fail_I} = [S0]$.

$$\begin{aligned} S1' : v == t \ \&\& \ p \rightarrow \text{tail} == 0 \ \&\& \ \text{lseg}(w, p) * \text{listrep}(v) \\ S2' : v == t \ \&\& \ p \rightarrow \text{tail} == 0 \ \&\& \ \text{lseg}(w, p) * \text{listrep}(v) \\ S3' : v == t \ \&\& \ p \rightarrow \text{tail} == 0 \ \&\& \ \text{lseg}(w, p) * \text{listrep}(v) \end{aligned}$$

$$\text{inv}_1 : p \rightarrow \text{tail} == 0 \ \&\& \ \text{lseg}(w, p) * \text{listrep}(v)$$

Then we perform the second round of interaction on succ_I and fail_I separately. In the recursive process of succ_I, we find that S1', S2' and S3' are similar assertions, so we return inv_1. In the recursive process of fail_I, we find that there is only S0 in the set, so we directly return inv_2 : S0. Therefore, the final answer is $p \rightarrow \text{tail} == 0 \ \&\& \ \text{lseg}(w, p) * \text{listrep}(v) \ || \ S0$.

Algorithm 2 implement the above interaction process. We denote the separating conjunct inference function by $\text{use_llm}(\text{model}, I)$, which returns the inferred separating conjunct under the given LLM model and the separation logic assertion set I. The conjunct updating function is use_solver , and we classify the assertions according to the results of the entailment solver. Note that we use the Similar and Similar_extract functions in the termination condition judgment.

Algorithm 3: Multi_loop_inv_gen

```

Data: Pre : precondition
         e : an expression of loop condition
         body : a program fragment
Result: inv : loop invariant for the outer loop
1 I[0] = Pre
2 if loop-free body then
3   | return Single_loop_inv_gen(I[0],e,body)
4 end
5 else
6   (c_before, inner_e, inner_body,c_after) = Split_program(body)
7   for  $i : 0 \rightarrow MAX\_NUM - 1$  do
8     | inner_pre = Symbolic(true_condition(I[i],inner_e),c_before)
9     | inner_inv = Multi_loop_inv_gen(inner_pre,inner_e,inner_body)
10    | I[i+1] = Symbolic(false_condition(inner_inv,inner_e), c_after)
11  end
12  invs = Infer_invs(I)
13  inv = Pick_invs(I,invs)
14  inv_post = Symbolic(true_condition(inv,e), body)
15  if entailment_solver(inv, Pre) && entailment_solver(inv, inv_post) then
16    | return inv
17  end
18  else
19    | exit("LLM Inference Fail")
20  end
21 end

```

The succ_I of the list reverse program above is a typical example. We can directly find that they are the same assertion after performing the string substitution algorithm. If Algorithm 1 fails to find a valid loop invariant, we will mask the current output of LLM and retry it.

For generating the final loop invariant, we can use the disjunction of all assertions as we did in the last case, but this way may not be concise. We hope to select the smallest set of assertions that can cover all cases from them (here we use a disjunction of assertion as a set of assertions to select), so we propose a Pick Algorithm to solve this problem. Our Pick Algorithm addresses the fundamental problem of selecting a minimal set of assertions that covers all the assertions. We formulate the problem as a SAT problem for convenience. We associate each assertion with two points, namely the Cover Point which indicates the coverage of the assertion and the Pick Point which indicates the selection of the assertion. We construct relevant clauses based on assertion derivation. We compute the set of assertions S_i that can be entailed by each assertion A_i , that is, A_i implies each element $A_j \in S_i$, where A_i is included in S_i . We then construct a clause: $C_i \rightarrow \bigvee P_j$, indicating that any assertion in S_i can cover A_i if selected. Hence, our final solution is the set of assertions with P_i being true under the satisfiability of $\bigwedge C_i$.

5.2 Extension to Multi Loop Scenario

In this section, we discuss how to extend our algorithm for single loop programs to the general multi loop case. Before, we assume that the single loop program consists of only one loop statement, and that there are no statements before or after the loop. To handle statements before or after the loop, we simply need to compute the loop body precondition from the program precondition, which is a straightforward step that we omit here. For the case of multiple loops, we focus on nested loops, which are loops that contain other loops inside their body. The case of sequential loops, which are loops that follow each other, can be easily handled by applying the algorithm for single loop programs repeatedly.

The biggest difficulty in our implementation is to find the strongest postcondition of the outer loop executing a single iteration. Since we do not know the loop invariant of the inner loop, we need to first find the loop invariant `inner_inv` of the inner loop under the current precondition S_0 of the outer loop, and this is a smaller sub-problem. Once we find `inner_inv`, we can perform symbolic execution from S_0 to get S_1 . Similarly, we can find S_2 , S_3 and so on, then we can manage to generate the loop invariant of the outer loop. Finally, we only need to infer the loop invariant of the inner loop based on the loop invariant of the outer loop, and then we have completed the generation of all loop invariants of the entire program.

We present the specific algorithm implementation in Algorithm 3. The input parameters are similar to Algorithm 1, the only difference is that the loop body of Algorithm 3 can contain other loops. If body does not involve any other loop statements, we invoke Algorithm 1 directly. Otherwise, we will apply the `Split_program` function to decompose it into four components: the inner-pre-loop statement `c_before`, the inner loop condition `inner_e`, the inner loop body `inner_body` and the inner-post-loop statement `c_after`. We compute the pre-loop condition `inner_pre` by symbolically executing `inner_e`. By recursive calling, we can obtain the `inner_inv` for the inner loop under the precondition `inner_pre`, which allows us to determine the exit condition of the inner loop. Here we use `false_condition` to compute the postcondition of the precondition when the loop condition `e` does not hold. Based on this, we can calculate the strongest postcondition for continuing to execute `c_after`, which is completing one iteration of the body from $I[i]$. The remaining work is similar to Algorithm 1, and we will not go into details here.

6 EXPERIMENTS

6.1 Set up

Our proposed method is implemented in Python and based on the HuggingFace⁴ framework. HuggingFace is a machine learning and data science platform and community that helps users build, deploy and train machine learning models, especially suitable for LLM. Currently, we evaluate our method on C programs, because the symbolic execution tools we used can only support C programs. Therefore, our method can readily apply to other program languages as long as we can find more traditional tools. We conduct experiments on a Linux workstation with NVIDIA 3090 GPU and AMD Ryzen Threadripper 3970X 32-Core CPU with 128G RAM. We plan to open-source our code and experimental data after the acceptance of our paper.

For deploying our method, we generated 100,000 synthetic data for the auxiliary task we mentioned before, which is used for offline training. The size of LLM after training is merely 1.4 GB, able to be utilized swiftly on servers or PCs. In the online querying part, we directly feed the benchmark programs to the well-trained LLM without further modification. Please note that the benchmark programs are totally unseen for the LLM and there is no need to worry about over-fitting. Unlike

⁴<https://huggingface.co/>

existing methods in the literature, our method does not require to specify the input of the programs, nor the trace of running programs. We only need the programs to be verified provide their pre/postconditions, loop bodies and conduct symbolic execution based on them.

For the baseline, we compare our proposed method with SLING [17], the state-of-the-art method for separation logic loop invariant detection. We follow their official GitHub repository⁵ to implement their method, but it is worth noting that the docker provided by the authors is missing and we have to create a similar workstation on our own, which may cause several differences to performance. Though there is a series of works [15, 30, 34] using RL for generating loop invariants, they can only work on numerical programs, not able to handle the programs with memory operations like ours and SLING. Therefore, we do not consider them as comparable baselines.

6.2 Benchmark of Single Loop Programs

We plan to evaluate our proposed method on a set of programs with complex memory manipulations. Following existing works [10, 17], we manage to collect 32 C programs with multiple data structures. The predicates of the data structures contain `listrep`, `lseg`, `dlistrep`, `dlseg`, `listbox_rep`, `listbox_seg`, `tree_rep`, `ptree_rep`, including a wide range of common structures used in real-world programs. For the detailed definitions of these predicates, please refer to the supplementary materials, where we place our experimental data and results.

Most predicates used in our experiments are common in the literature, except for `listbox_rep` and `listbox_seg`. *Listbox* is defined with double-pointers and memory addresses to meet the requirements of using high-order pointers in real-world programs, which can further enhance the memory representation of single linked lists other than `lseg`. However, existing methods like SLING have limitations in their predicate definition languages, yet can hardly trace the values composed by memory address. We consider *listbox* to be a new benchmark for real-world program verification. Specifically, the definitions of `listbox_rep` and `listbox_seg` are:

```
listbox_rep(x)  =  $\exists p, *x == p \ \&\& \text{listrep}(p)$ 
listbox_seg(x,y) =  $x == y \ \&\& \text{emp} \ || \ \exists p, *x == p \ \&\& \text{listbox\_seg}(\&(p \rightarrow \text{tail}), y)$ 
```

Table 1 illustrates these programs. The column "Instance" lists the programs, categorized by the main data structures that they use. Though we only test single loop programs in this section, several programs contain function calls to another loop in their loop body, which includes more complicated memory operations. We mark these programs with *. For example, the loop body of case *multi_append* contains the function call to case *append*, which also contains a loop. For the compared methods, we show the correctness of their outputs, the number of attempt times, and further record their running time. The column "Results" shows the correctness of the output loop invariants inferred by the methods, where \checkmark refers to correct, \times refers to wrong, and fail means the method fails to provide any results. The column "Candidates" shows the number of candidates SLING predicted, which may contain the correct loop invariants. Unlike SLING, our proposed method is not large guesswork but only infers one loop invariant for each attempt. The column "Time" shows the total running time of the methods, especially for our method, we show the proportions of time consumed, including symbolic execution, LLM, and entailment solver.

As Table 1 shows, we can see that our proposed method can outperform SLING in both efficiency and effectiveness. In the single linked list instances, our method can find the valid loop invariants quicker than SLING in 9/10 programs. In the double-linked list instances, the programs are more complicated and SLING can only work with 3/10 programs with huge time consumption. In contrast, our methods still can infer most loop invariants in less than one minute, except for several programs that cost more time for multiple attempts. Actually, the most time-consuming part of our method is

⁵<https://github.com/guolong-zheng/sling>

Table 1. Experimental results on our single loop benchmark programs. Programs marked with * refer to programs with both loops and function calls to loops. Here we compare our proposed method with SLING [17], with respect to the correctness, number of attempts/candidates, and running time. Our method infers one loop invariant for each attempt while SLING guesses many candidates which may contain valid loop invariants.

	Instance	Ours					SLING		
		Results	Time (s)				Results	Candidates	Time (s)
			Symbolic	LLM	Solver	Total		Correct/Total	
list	append	✓	1.78	5.48	0.37	7.63	✓	4/8	44.27
	iterator	✓	1.31	5.34	0.39	7.04	✓	2/2	8.27
	iter_twice	✓	1.91	6.73	0.38	9.02	✓	2/2	5.18
	reverse	✓	1.25	5.41	0.58	7.24	✓	6/8	25.99
	merge	✓	1.94	6.14	0.60	8.68	✓	4/4	64.34
	multi_append*	✓	1.92	6.04	0.58	8.54	✓	8/16	141.86
	multi_rev*	✓	2.32	11.18	1.42	14.92	fail	-	-
	multi_merge*	✓	2.23	6.33	1.38	9.94	✓	8/16	157.73
	rev_append*	✓	1.75	5.42	0.67	7.84	×	0/2	22.36
rev_append_twice*	✓	2.67	5.96	0.42	9.05	×	0/2	41.84	
dlist	append	✓	8.04	5.08	0.62	13.74	✓	4/16	431.95
	iterator	✓	2.05	5.04	0.34	7.43	×	0/10	41.52
	iter_twice	✓	13.93	5.43	0.31	19.67	×	0/9	21.98
	reverse	✓	2.10	4.97	0.38	7.45	×	0/39	334.31
	merge	✓	186.69	43.12	2.34	232.15	×	0/45	734.52
	multi_append*	✓	11.24	10.29	1.27	22.80	✓	16/64	2516.74
	multi_rev*	✓	5.43	22.61	1.44	29.48	fail	-	-
	multi_merge*	✓	30.25	22.68	4.83	57.76	✓	16/64	2363.80
	rev_append*	✓	21.84	16.73	4.01	42.58	×	0/20	251.63
rev_append_twice*	✓	188.97	39.13	19.33	247.43	×	0/20	214.65	
listbox	append	✓	1.90	5.42	0.45	7.77	fail	-	-
	iterator	✓	1.72	5.34	0.38	7.44	fail	-	-
	iter_twice	✓	1.78	5.92	0.49	8.19	fail	-	-
	reverse	✓	1.84	5.33	0.26	7.43	fail	-	-
	merge	✓	1.91	5.87	0.24	8.02	fail	-	-
	multi_append*	✓	1.83	5.89	0.32	8.04	fail	-	-
	multi_rev*	✓	2.02	11.75	1.53	15.30	fail	-	-
	multi_merge*	✓	2.03	11.84	1.54	15.41	fail	-	-
	rev_append*	✓	1.67	5.41	0.23	7.31	fail	-	-
	rev_append_twice*	✓	2.97	5.91	0.37	9.25	fail	-	-
tree	insert	✓	1659.16	332.37	26.04	2017.57	×	0/1	11.17
	find_root	✓	1.71	5.85	2.92	10.48	fail	-	-

the symbolic execution, accounting for even more than 50% of the running time. It denotes that the traditional verification tools still has room for improvement. We can regard the symbolic execution as a pre-processing part that generates separation logic assertions for LLM to infer. In the new *listbox* benchmark we designed, our proposed method can swiftly finish inference but SLING can not conduct inference due to the lack of support.

In the tree instances, a strange situation occurs that SLING can infer one loop invariant in a very short time: `tree_rep(y) && True`. This assertion may be correct as a precondition since the inputs are all described, however, it is clearly not strong enough to hold as a loop invariant. It ignores the shape of the memory from `y` to root `x`, while our answer uses `ptree_rep` to describe this segment. Here we show the related definitions and our loop invariants.

```
tree_rep(x) = x == 0 && emp || ∃ d, x→data==d && tree_rep(x→left) * tree_rep(x→right)
ptree_rep(x,root) = x == root && emp ||
    ∃ x_par d, x_par→left == x && x_par→data == d &&
        tree_rep(x_par→right) && ptree_rep(x_par,root) ||
    ∃ x_par d, x_par→right == x && x_par→data == d &&
        tree_rep(x_par→left) && ptree_rep(x_par,root)

inv:
∃ d, y!=0 && y→data == d && ptree_rep(y,x) * tree_rep(y→left) * tree_rep(y→right) ||
    t→data > v && t→left == y && ptree_rep(t,x) * tree_rep(y) * tree_rep(t→right) ||
    t→data < v && t→right == y && ptree_rep(t,x) * tree_rep(y) * tree_rep(t→left)
```

Admittedly, our method infers a valid loop invariant but it costs a large of time. We can see that both the symbolic execution and our LLM have consumed much of the time, due to the complexity of its loop invariant. It reflects a potential drawback of our method when the loop invariant to be inferred is too complex, since our method may need multiple attempts to infer it. Even so, more than 80% time is spent the symbolic execution, which means currently we need to improve the efficiency of symbolic execution first than the inference quality of LLM. Admittedly, such a high time consumption is not as expected, we will keep tracking on this issue.

For the unsatisfactory performance of SLING in our benchmark programs, we consider it may be because the benchmark programs in the paper of SLING extensively use function calls instead of real loops. As listed in their official GitHub repository⁶, most of their programs do not contain a loop. In their 38 programs for lists and trees, only 3 of them contain a loop, including the `tree_rep(y) && True` case. As a result, SLING mainly focuses on inferring pre/postconditions in these programs. In contrast, our benchmark programs all contain at least one loop, and the programs marked with `*` contain extra function calls to more loops. Moreover, the output of SLING is a set of loop invariant candidates, which could be a large number to verify. Actually, the output of SLING is more like a full permutation of predicates and variables, and we do not think it is a good approach to output so many redundant results. Above all, we find that SLING is good at inferring pre/postconditions instead of loop invariants like our method, thereby working poorly on our benchmarks. We place the results of SLING in our repository, please refer to it if interested.

6.3 Benchmark of Multi Loop Programs

After showing the performance of our proposed method on the common single loop programs, we plan to further evaluate our method on multi loop programs, which are seldom considered in existing work. As a tentative benchmark, we first try the single linked list, of which the usage often includes the nest loop scenario. For example, the multi loop iterator can be used to sort the lists or find the top-k element. Moreover, we try another list-of-list data structure common in real-world programs, where an extra list exists on head field of the outer list. The definition is shown below:

```
list_listrep(x) = x == 0 && emp || listrep(x→head) * list_listrep(x→tail)
list_lseg(x, y) = x == y && emp || listrep(x→head) * list_lseg(x→tail, y)
```

⁶https://github.com/guolong-zheng/sling/tree/master/PLDI19_AE/pldi-sling/benchmarks

Table 2. Experimental results on our multi loop benchmark programs. Settings are the same as in Table 1.

	Instance	Ours					SLING		
		Results	Time (s)				Results	Candidates	Time (s)
			Symbolic	LLM	Solver	Total		Correct/Total	
list	double_iter_1	✓	1.71	19.19	1.41	22.31	×	0/2	33.19
	double_iter_2	✓	6.82	22.06	1.07	29.95	×	0/2	11.59
	double_iter_3	✓	2.44	20.81	0.76	24.01	×	0/2	17.70
	double_iter_4	✓	13.51	23.91	1.92	39.34	×	0/2	9.19
list of list	expand	✓	3.75	53.73	3.21	60.69	fail	-	-
	reverse	✓	5.32	52.58	2.84	60.74	fail	-	-

Table 2 shows our benchmark multi loop programs and the experimental results. Following the settings in the last subsection, every instance here includes at least two nested loops each with loop invariant to be inferred, and function calls do not count. For the double iterator instances of the single linked list, we have two ways of iterating for both the inner loop and the outer loop, resulting in a total of 4 instances. We can see that our method can infer proper loop invariant in one minute, while SLING can not succeed. Though the benchmark of SLING also contains the programs of sorted lists, they still use function calls to replace real loops, thus skipping the inferring of loop invariants for sorted lists, and that’s why SLING performs poorly. Admittedly, the generation of loop invariants in multi loop programs is significantly more complex than before, so we only test the scenarios of single linked lists and list-of-list for now.

7 RELATED WORKS

Traditional approaches for program invariant generation rely on program synthesis and analysis. LoopInvGen is a data-driven tool that generates provably sufficient loop invariants for program verification [27]. It transforms the loop invariant inference problem into a sequence of precondition inference problems, and solves them using a precondition inference engine (PIE [26]), which employs a program synthesis technique to learn features in a focused manner. Llinva [10] implemented an algorithm that automatically generates loop invariants using Why3 [12] and GPID [9]. It generates verification conditions using Why3, and strengthens the expressions in the verification conditions using GPID and abduction techniques. Then, it passes them to an SMT solver to check their validity, and repeats this process until it obtains the loop invariants. By analyzing the execution process for some test inputs, SLING [17] can automatically generate precondition, post-condition, and loop invariants without other messages. But SLING only infers shape properties using inductive predicates and pure equality. These properties have strict patterns and they do not consider general disjunctive invariants or numerical relations. Crucially, it is very dependent on the sample inputs. It needs smart test-input generation techniques to keep the correctness and efficiency.

Thanks to the rapid development of machine learning, several learning-based approaches have been increasingly studied. ICE-DT [13] utilizes decision trees over manually designed features, and intuitively uses one learner and one teacher for predicting invariants. CODE2INV [30] uses reinforcement learning (RL) with graph neural networks to train the agent for generating candidate loop invariants following the syntax and semantics. With the help of RL, they do not need labeled data with expert knowledge, while utilizing Z3 [7] to provide rewards for training. Though it can outperform LOOPINVGEN and ICE-DT, the main drawback of using RL is that they need to directly train their agents on the evaluation sets with numerous trials and errors, which

could lead to inefficiency. Following CODE2INV, several works have been proposed to improve it. [16] combines RL with a heuristic method called nondeterministic strategies, where RL is trained to guide the searching direction of the heuristic method. [35] expands CODE2INV on non-linear loop invariants via well-trained gated continuous logic networks. CLN2INV [29] replaces the graph neural networks used in CODE2INV with continuous logic networks and introduces an SMT-based tool to make it possible to generate loop invariants for real-world programs. [19] proposes to automatically construct inductive loop invariants for loop structures consisting of multiple paths inside, which generates loop invariants between the forward and backward reachability of the loop. However, existing machine learning-based methods for loop invariant generation can only handle programs with scalar variables, which limits their usage since programs in the real world often include data structures and memory operations.

Recently, large language models (LLM) have emerged as a transformative force in the field of machine learning, particularly when applied to code-related tasks [21, 22, 33]. The advent of models such as BERT (Bidirectional Encoder Representations from Transformers [8]) and GPT (Generative Pretrained Transformers [23]) has signified a turning point in the way we approach natural language understanding and generation. These models are pretrained on vast corpora of text, such as Wikipedia, books, and news articles. By learning from these diverse sources, LLM acquires a deep understanding of natural language, including its structure, context, and semantics. They use a special architecture called Transformer, which consists of multiple layers of self-attention and feed-forward layers. The Transformer architecture enables LLM to capture long-range dependencies and complex patterns during pre-training. After pretraining on large corpora of text, LLM can be fine-tuned on specific tasks and domains, such as text generation, classification, and summarization. By using LLM, we can leverage their powerful language understanding and generation abilities. This recent surge in LLM development has inspired a fresh wave of research in code-related tasks, ranging from code summarization, to code completion and code-to-code translation.

In our work to explore loop invariant generation, we draw upon the impressive strides made in LLM's ability to process and generate logic assertions, as these models promise to transcend the challenges posed by complex program semantics and syntax. The synergy between LLM and code-related tasks presents an exciting avenue for our proposed approach in this paper. Several recent work [3, 28] also try to utilize LLM to solve the invariant generation task. They use traditional solvers such as Daikon [11] to generate valid invariants for the programs in the dataset and regard the generated invariants as labels for training. In other words, they regard traditional solvers as the oracle and use LLM to approximate it. This approach has a major drawback that the LLM trained by the traditional solver can not outperform the solver under the same conditions. In contrast, our self-supervised learning approaches do not have this limitation.

8 CONCLUSION

In summary, we have presented an automatic loop invariant generator that leverages the power of LLM. Our approach uses separation logic assertions to capture the program states, and devises a self-supervised learning paradigm to finetune the LLM. We also employ the traditional verification methods: symbolic execution and entailment solver, and a new interaction system that guides the solver to generate useful feedback for the LLM. The experiments show that our approach can generate valid loop invariants for various benchmarks, and outperforms the state-of-the-art method SLING in terms of accuracy and efficiency. We believe that our work demonstrates the potential of using LLM for loop invariant generation or more program analysis and verification tasks, and opens up new directions for future research.

Our method stands out by its inherent generalization ability, accommodating various data structures and allowing for user-defined structures while supporting multi-loop scenarios, unlike

existing works [17] that are limited to specific cases. Notably, in our framework, adding a new user-defined data structure merely necessitates providing its definition for fine-tuning the LLM, and updating the symbolic execution and entailment solver in our interactive system. Leveraging the efficacy of self-supervised learning, our method enables swift and efficient loop invariant generation in real-world applications. Notably, our approach outshines existing RL-based methodologies for loop invariant generation [15, 30, 34] in the literature, offering marked efficiency advantages. This implementation ensures rapid and accurate loop invariant generation, distinguishing itself as a powerful alternative to conventional RL-based approaches encountered in existing research.

In the future, we plan to continue optimizing our implementation, especially the time efficiency of traditional verification tools. Moreover, we consider combining with existing RL-based work, as their usage of RL could be an enhancement for more complex scenarios of loop invariant generation.

REFERENCES

- [1] Markus Bayer, Marc-André Kaufhold, and Christian Reuter. 2022. A survey on data augmentation for text classification. *Comput. Surveys* 55, 7 (2022), 1–39.
- [2] Yihan Cao, Siyu Li, Yixin Liu, Zhiling Yan, Yutong Dai, Philip S Yu, and Lichao Sun. 2023. A comprehensive survey of ai-generated content (aigc): A history of generative ai from gan to chatgpt. *arXiv preprint arXiv:2303.04226* (2023).
- [3] Saikat Chakraborty, Shuvendu K. Lahiri, Sarah Fakhoury, Madanlal Musuvathi, Akash Lal, Aseem Rastogi, Aditya Senthilnathan, Rahul Sharma, and Nikhil Swamy. 2023. Ranking LLM-Generated Loop Invariants for Program Verification. *arXiv:2310.09342* [cs.PL]
- [4] Ting Chen, Simon Kornblith, Mohammad Norouzi, and Geoffrey Hinton. 2020. A simple framework for contrastive learning of visual representations. In *International conference on machine learning*. PMLR, 1597–1607.
- [5] Xinyun Chen, Maxwell Lin, Nathanael Schärli, and Denny Zhou. 2023. Teaching large language models to self-debug. *arXiv preprint arXiv:2304.05128* (2023).
- [6] Ekin D Cubuk, Barret Zoph, Dandelion Mane, Vijay Vasudevan, and Quoc V Le. 1805. Autoaugment: Learning augmentation policies from data. *arXiv 2018. arXiv preprint arXiv:1805.09501* (1805).
- [7] Leonardo De Moura and Nikolaj Bjørner. 2008. Z3: An efficient SMT solver. In *International conference on Tools and Algorithms for the Construction and Analysis of Systems*. Springer, 337–340.
- [8] Jacob Devlin, Ming-Wei Chang, Kenton Lee, and Kristina Toutanova. 2018. Bert: Pre-training of deep bidirectional transformers for language understanding. *arXiv preprint arXiv:1810.04805* (2018).
- [9] Mnacho Echenim, Nicolas Peltier, and Yanis Sellami. 2018. A generic framework for implicate generation modulo theories. In *Automated Reasoning: 9th International Joint Conference, IJCAR 2018, Held as Part of the Federated Logic Conference, FloC 2018, Oxford, UK, July 14-17, 2018, Proceedings 9*. Springer, 279–294.
- [10] Mnacho Echenim, Nicolas Peltier, and Yanis Sellami. 2019. Ilinva: Using Abduction to Generate Loop Invariants. In *Frontiers of Combining Systems - 12th International Symposium, FroCoS 2019, London, UK, September 4-6, 2019, Proceedings (Lecture Notes in Computer Science, Vol. 11715)*, Andreas Herzig and Andrei Popescu (Eds.). Springer, 77–93. https://doi.org/10.1007/978-3-030-29007-8_5
- [11] Michael D Ernst, Jeff H Perkins, Philip J Guo, Stephen McCamant, Carlos Pacheco, Matthew S Tschantz, and Chen Xiao. 2007. The Daikon system for dynamic detection of likely invariants. *Science of computer programming* 69, 1-3 (2007), 35–45.
- [12] Jean-Christophe Filliâtre and Andrei Paskevich. 2013. Why3—where programs meet provers. In *Programming Languages and Systems: 22nd European Symposium on Programming, ESOP 2013, Held as Part of the European Joint Conferences on Theory and Practice of Software, ETAPS 2013, Rome, Italy, March 16-24, 2013. Proceedings 22*. Springer, 125–128.
- [13] Pranav Garg, Daniel Neider, P. Madhusudan, and Dan Roth. 2016. Learning invariants using decision trees and implication counterexamples. In *Proceedings of the 43rd Annual ACM SIGPLAN-SIGACT Symposium on Principles of Programming Languages, POPL 2016, St. Petersburg, FL, USA, January 20 - 22, 2016*, Rastislav Bodik and Rupak Majumdar (Eds.). ACM, 499–512. <https://doi.org/10.1145/2837614.2837664>
- [14] HuggingFace. 2023. Masked language modeling. https://huggingface.co/docs/transformers/tasks/masked_language_modeling
- [15] Jonathan Laurent and André Platzer. 2022. Learning to Find Proofs and Theorems by Learning to Refine Search Strategies. *CoRR* abs/2205.14229 (2022). <https://doi.org/10.48550/arXiv.2205.14229> arXiv:2205.14229
- [16] Jonathan Laurent and André Platzer. 2022. Learning to Find Proofs and Theorems by Learning to Refine Search Strategies: The Case of Loop Invariant Synthesis. *Advances in Neural Information Processing Systems* 35 (2022), 4843–4856.

- [17] Ton Chanh Le, Guolong Zheng, and ThanhVu Nguyen. 2019. SLING: using dynamic analysis to infer program invariants in separation logic. In *Proceedings of the 40th ACM SIGPLAN Conference on Programming Language Design and Implementation, PLDI 2019, Phoenix, AZ, USA, June 22-26, 2019*, Kathryn S. McKinley and Kathleen Fisher (Eds.). ACM, 788–801. <https://doi.org/10.1145/3314221.3314634>
- [18] Raymond Li, Loubna Ben Allal, Yangtian Zi, Niklas Muennighoff, Denis Kocetkov, Chenghao Mou, Marc Marone, Christopher Akiki, Jia Li, Jenny Chim, et al. 2023. StarCoder: may the source be with you! *arXiv preprint arXiv:2305.06161* (2023).
- [19] Shang-Wei Lin, Jun Sun, Hao Xiao, Yang Liu, David Sanán, and Henri Hansen. 2017. FiB: Squeezing loop invariants by interpolation between forward/backward predicate transformers. In *2017 32nd IEEE/ACM International Conference on Automated Software Engineering (ASE)*. IEEE, 793–803.
- [20] Volodymyr Mnih, Koray Kavukcuoglu, David Silver, Alex Graves, Ioannis Antonoglou, Daan Wierstra, and Martin Riedmiller. 2013. Playing atari with deep reinforcement learning. *arXiv preprint arXiv:1312.5602* (2013).
- [21] Erik Nijkamp, Hiroaki Hayashi, Caiming Xiong, Silvio Savarese, and Yingbo Zhou. 2023. Codegen2: Lessons for training llms on programming and natural languages. *arXiv preprint arXiv:2305.02309* (2023).
- [22] Erik Nijkamp, Bo Pang, Hiroaki Hayashi, Lifu Tu, Huan Wang, Yingbo Zhou, Silvio Savarese, and Caiming Xiong. 2022. Codegen: An open large language model for code with multi-turn program synthesis. *arXiv preprint arXiv:2203.13474* (2022).
- [23] OpenAI. 2023. GPT-4 Technical Report. *arXiv:2303.08774* [cs.CL]
- [24] Saswat Padhi and Todd D. Millstein. 2017. Data-Driven Loop Invariant Inference with Automatic Feature Synthesis. *CoRR abs/1707.02029* (2017). *arXiv:1707.02029* <http://arxiv.org/abs/1707.02029>
- [25] Saswat Padhi, Todd D. Millstein, Aditya V. Nori, and Rahul Sharma. 2019. Overfitting in Synthesis: Theory and Practice (Extended Version). *CoRR abs/1905.07457* (2019). *arXiv:1905.07457* <http://arxiv.org/abs/1905.07457>
- [26] Saswat Padhi, Rahul Sharma, and Todd Millstein. 2016. Data-driven precondition inference with learned features. *ACM SIGPLAN Notices* 51, 6 (2016), 42–56.
- [27] Saswat Padhi, Rahul Sharma, and Todd D. Millstein. 2016. Data-Driven Precondition Inference with Learned Features. In *Proceedings of the 37th ACM SIGPLAN Conference on Programming Language Design and Implementation, PLDI 2016, Santa Barbara, CA, USA, June 13-17, 2016*. 42–56. <https://doi.org/10.1145/2908080.2908099>
- [28] Kexin Pei, David Bieber, Kensen Shi, Charles Sutton, and Pengcheng Yin. 2023. Can Large Language Models Reason about Program Invariants? (2023).
- [29] Gabriel Ryan, Justin Wong, Jianan Yao, Ronghui Gu, and Suman Jana. 2019. CLN2INV: learning loop invariants with continuous logic networks. *arXiv preprint arXiv:1909.11542* (2019).
- [30] Xujie Si, Hanjun Dai, Mukund Raghothaman, Mayur Naik, and Le Song. 2018. Learning Loop Invariants for Program Verification. In *Proceedings of the 32nd International Conference on Neural Information Processing Systems (Montréal, Canada) (NIPS'18)*. Curran Associates Inc., Red Hook, NY, USA, 7762–7773.
- [31] Hugo Touvron, Thibaut Lavril, Gautier Izacard, Xavier Martinet, Marie-Anne Lachaux, Timothée Lacroix, Baptiste Rozière, Naman Goyal, Eric Hambro, Faisal Azhar, et al. 2023. Llama: Open and efficient foundation language models. *arXiv preprint arXiv:2302.13971* (2023).
- [32] Ashish Vaswani, Noam Shazeer, Niki Parmar, Jakob Uszkoreit, Llion Jones, Aidan N Gomez, Łukasz Kaiser, and Illia Polosukhin. 2017. Attention is all you need. *Advances in neural information processing systems* 30 (2017).
- [33] Yue Wang, Weishi Wang, Shafiq Joty, and Steven CH Hoi. 2021. Codet5: Identifier-aware unified pre-trained encoder-decoder models for code understanding and generation. *arXiv preprint arXiv:2109.00859* (2021).
- [34] Jianan Yao, Gabriel Ryan, Justin Wong, Suman Jana, and Ronghui Gu. 2020. Learning Nonlinear Loop Invariants with Gated Continuous Logic Networks. In *Proceedings of the 41st ACM SIGPLAN Conference on Programming Language Design and Implementation (London, UK) (PLDI 2020)*. Association for Computing Machinery, New York, NY, USA, 106–120. <https://doi.org/10.1145/3385412.3385986>
- [35] Jianan Yao, Gabriel Ryan, Justin Wong, Suman Jana, and Ronghui Gu. 2020. Learning nonlinear loop invariants with gated continuous logic networks. In *Proceedings of the 41st ACM SIGPLAN Conference on Programming Language Design and Implementation*. 106–120.
- [36] Sangdoon Yun, Dongyoon Han, Seong Joon Oh, Sanghyuk Chun, Junsuk Choe, and Youngjoon Yoo. 2019. Cutmix: Regularization strategy to train strong classifiers with localizable features. In *Proceedings of the IEEE/CVF international conference on computer vision*. 6023–6032.
- [37] Hongyi Zhang, Moustapha Cisse, Yann N Dauphin, and David Lopez-Paz. 2017. mixup: Beyond empirical risk minimization. *arXiv preprint arXiv:1710.09412* (2017).