

Quantum-Assisted Simulation: A Framework for Designing Machine Learning Models in the Quantum Computing Domain

Minati Rath^{*1} and Hema Date²

¹Department of Decision Science, IIM Mumbai, India,

²Department of Decision Science, IIM Mumbai, India

November 20, 2023

Abstract

Machine learning (ML) models are trained using historical data to classify new, unseen data. However, traditional computing resources often struggle to handle the immense amount of data, commonly known as Big Data, within a reasonable timeframe. Quantum computing (QC) provides a novel approach to information processing. Quantum algorithms have the potential to process classical data exponentially faster than classical computing. By mapping quantum machine learning (QML) algorithms into the quantum mechanical domain, we can potentially achieve exponential improvements in data processing speed, reduced resource requirements, and enhanced accuracy and efficiency. In this article, we delve into both the QC and ML fields, exploring the interplay of ideas between them, as well as the current capabilities and limitations of hardware. We investigate the history of quantum computing, examine existing QML algorithms, and aim to present a simplified procedure for setting up simulations of QML algorithms, making it accessible and understandable for readers. Furthermore, we conducted simulations on a dataset using both machine learning and quantum machine learning approaches. We then proceeded to compare their respective performances by utilizing a quantum simulator.

Quantum Machine Learning, QML, Quantum Computing, Machine Learning, Artificial Intelligence, Big Data, Quantum Optimization

1 Introduction

Data is becoming the driving force behind business growth. Technologies have evolved and are generating huge volume of data from businesses. While it is easy to transmit data securely and seamlessly over internet, storing and retrieving is simple. However, processing them to get meaningful information is a mammoth of task in terms of processing power. Automation and internet are the largest contributors in data generation. Artificial intelligence, machine learning, optimisation and simulation models need voluminous data for training models, requiring state-of-the-art high-performance computing. The computational efforts required to solve any problem depends

^{*}Corresponding author: Minati Rath

on size of data and complexity of the equation sets to solve. Some real time simulations need few giga bytes of data for one instance of execution. One such physics simulation done by NASA is simulation of retro propulsion of a Mars lander using NASA's FUN3D computational fluid dynamics library [1]. 150TBs of data is used for visualization of the simulation.

Classical computing systems work on the principles of binary bits to solve problems whereas Quantum computation is an entirely new way of information processing. Qubits have the capability to be in quantum states apart from being in binary states.

Hence, it has become key area to study how quantum computing as a technology is evolving and how machine learning and artificial intelligence models can benefit from them; along with special attention towards error correction and stability of systems and models.

The rest of the article is organised as follows.

1. Section 2 describes classical computing; it's limitations and bottlenecks.
2. In Section 3, developmental history and key features of Quantum computers; along with formulation of quantum algorithms are presented.
3. Section 4 illustrates different supervised and unsupervised machine learning models.
4. In Section 5, we presented research set up for integrating machine learning models into quantum domain; along with challenges impacting quantum machine learning QML models.
5. Finally, conclusion are drawn in section 6.

2 Classical Computing

Classic computational devices like desktops, laptops, mobile phones and tablets are binary devices whose processing units use two states ie 0s and 1s to store and process information. They have finite set of discrete, stable states, with controlled transitions between them.

Transistors which are tiny electrical switches are used in computer chips to create classical computing devices. Advances in new engineering techniques like photonic chips shrunk the number of transistors on a chip making them faster, as photons can travel 20 times faster than electrons and consume less electricity, and operate at a lower cost.

In 1965, Moore predicted that transistors, capacitors on a chip doubles every two years, yet we pay

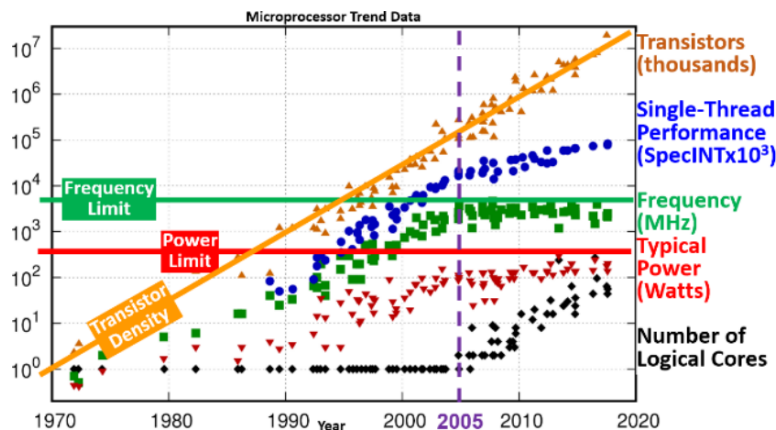


Figure 1: Micro Processor component trend data

less for them. He predicted the no of transistors and other components that could fit in a chip, popularly known as “Moore’s Law” [2].

Figure1 shows growth of transistors, performance, clock speed, power and cores for microprocessor from 1970 till today.

There is exponential growth in the no of transistors compressed in a microprocessor. Performance too is increasing though not exponentially. Clock speed, Power consumption and logical cores were reached to the highest limits around 2005. The bottleneck created due to the gap between increase in memory density, processor speed and clock speed resulted lag in data transfer. To bypass the bottleneck, CPUs were integrated to create parallel processing multi cores. Some programs and algorithms don’t benefit from parallelization. Such algorithms when subjected to large amount of data fail to perform.

While classical systems are quite efficient in processing good amount of information, they fail to process very large amount of data. One such example is calculation of factorial of astronomically large prime numbers.

3 Quantum Computing

Quantum computers perform computations using Qubits which are quantum bits known as qubits. They can be in three states 0/1/both. A quantum bit has extra functions that bits do not have.

Apart from being represented as a zero or one, it can be both zero and one at the same time. This phenomenon is called superposition of states (0 and 1)[3]. Qubits have special features due to which they cannot be replicated. Any information stored in Qubits has highest level of privacy.

Quantum features like entanglement and teleportation make data transfer secure and faster. Quantum states are destroyed upon measurement. After measurement quantum states becomes classical bits 0 and 1. Hence, measurements are stored in classical registers[3].

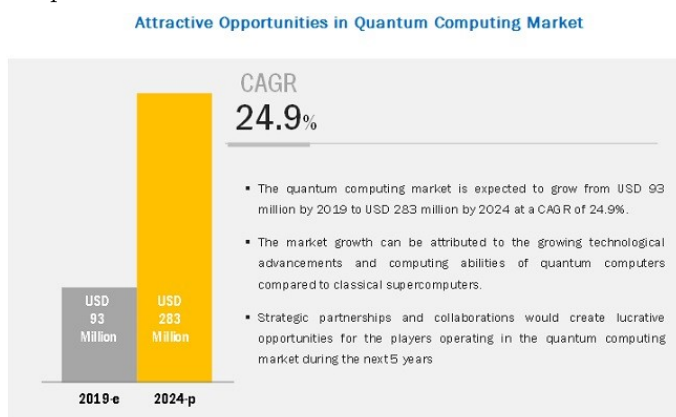


Figure 2: Growth of Quantum Computing

Figure2 shows the overall quantum computing market, which is expected to grow from USD 93 million by 2019 to USD 283 million by 2024 at a CAGR of 24.9

3.1 History of Quantum Computing

Richard Feynman (1982) noted that quantum physical systems cannot be simulated on classical computers as it is difficult to represent the result of quantum computation with classical computers. The computing resources required to simulate any system is proportional to the space and time volume of the system and becomes infeasible as system size increases[4].

David Deutsch (1985) developed quantum circuits which are universal Turing machines and showed quantum parallelism is capable of performing certain probabilistic tasks faster than classical computing [5].

Peter Shor (1994) was the first person to design an algorithm to factor astronomically large integer numbers into its primitives efficiently in a polynomial time [6]. Its hard to achieve in a classical computer. Factorisation is used in many hashing and security key algorithms.

Lov Grover in (1997) came up with an ultra-fast quantum search algorithm to search into non indexed databases with $O(\sqrt{N})$ complexity[7].

David P. DiVincenzo proposed five minimum requirements for implementing quantum computers [8].

1. Scalable and well characterized Qubits are basic building blocks for developing quantum circuits.
2. The state of the Qubits to be initiated to ground state $|00\dots\rangle$.
3. He proposed a universal set of quantum gates.
4. Gates with quantum superposition states that live longer than gate operation time.
5. After the operation, the system must perform qubit-specific measurement capabilities.

For quantum communication, two more criteria need to be fulfilled.

6. Stationary qubits should be able to fly and vice versa.
7. Flying qubits to be transmitted between long distances. They are used in quantum key distribution.

Arute, et al. 2019 designed a quantum processor with 53 qubits. The processor took about 200 seconds to run one instance of a quantum circuit a million times. Which would have taken 10,000 years in a classical supercomputer[9].

Qubits are not any element or device. They are logical concepts which can be implemented on a wide range of systems with quantum behavior. Quantum computing requires entanglement of every qubit in a system for exponentially faster growth[10]. They are incredibly sensitive to environment interference. Universal quantum computers are yet to become a reality. Quantum computers with few qubits in research labs under special care are operational. Yet they are enough to make them incredibly powerful, as every qubit added to the system adds an exponential increase in processing capacity. But they also have really high error rates, due to sensitivity to environment interference[11]. Quantum computers restricted to domain problems under controlled settings are becoming feasible. The future of quantum computing remains uncertain even though it has the capability to change the world.

3.2 Qubits

Quantum computers perform computations using Qubits. Qubits are quantum bits or qubits. They can be in three states 0/1/both. A quantum bit has additional functionalities that bits do not have. Apart from being represented as a zero or one, it can be both zero and one at the same time. This phenomenon is called superposition of states (0 and 1). Qubits work on the principle

of “Observation Theory”. The quantum particles acts one way when we are looking, another way when we are not. Observing the particle changes the state and working with them creates noise. Another example is flipping of coin. When a coin is flipped, it will touch ground in either of two states ie head or tail. Classical computers work on this principle. While the coin is still spinning in the air, it is actually in both states at the same time. The coin state is in both heads and tails simultaneously; until it lands on ground. Often qubits, when unobserved, are considered to be “spinning”. They are measured in states of “up,” “down” and “both.”

Some common notations used in quantum computing is the standard Dirac’s bra-ket notation, where a ket vector corresponds to a column vector and the bra vector is its conjugate transpose. The fundamental ket vectors $|0\rangle$ $|1\rangle$ are:

$|0\rangle = \begin{bmatrix} 1 \\ 0 \end{bmatrix}$ and $|1\rangle = \begin{bmatrix} 0 \\ 1 \end{bmatrix}$. Bra vectors $\langle 0|$ and $\langle 1|$ are defined as the conjugate transpose of $|0\rangle$ and $|1\rangle$.

3.3 Quantum State

Figure 3 represents a Bloch sphere. A qubit may be visualised as a unit vector in a 2-dimensional complex vector space.

In Ket notation ($|\phi\rangle$ - a ket, Dirac notation for vectors), a quantum state is expressed using a column vector with complex coefficients. It is a linear combination of basic vectors 0 and 1.

Column vectors Ξ kets: $|\psi\rangle = \alpha|0\rangle + \beta|1\rangle = \begin{bmatrix} \alpha \\ \beta \end{bmatrix}$

Each quantum state has well defined dual vector called a bra, which can be obtained by taking complex conjugate and the transpose of the ket vector.[12]

Dual vectors Ξ bras: $\langle\psi| = [\alpha^*, \beta^*]$

Inner products are calculated by multiplying bra for one state by the ket of the other, forming bra-ket.

Inner products Ξ brackets $\langle\psi|\phi\rangle = [\alpha^* , \beta^*] [\gamma , \delta] = [\alpha^*\gamma + \beta^*\delta]$

When quantum state measurement is done to determine whether a state is 0 or 1, we get random answer and the probability of measuring a state to be in 0 is given by the squared magnitude of its 0 coefficient.

$|0\rangle + |1\rangle$ measurement yields $|0\rangle$ with probability $|\langle\psi|0\rangle|^2 = |\alpha|^2$ and $|1\rangle$ with probability $|\langle\psi|1\rangle|^2 = |\beta|^2$. The squared magnitude must sum to 1, since they are probabilities. This is called Born’s rule and the constraint is called normalisation.

normalisation: $\langle\psi|\psi\rangle = [\alpha^* , \beta^*] \begin{bmatrix} \alpha \\ \beta \end{bmatrix} = |\alpha|^2 + |\beta|^2 = 1$

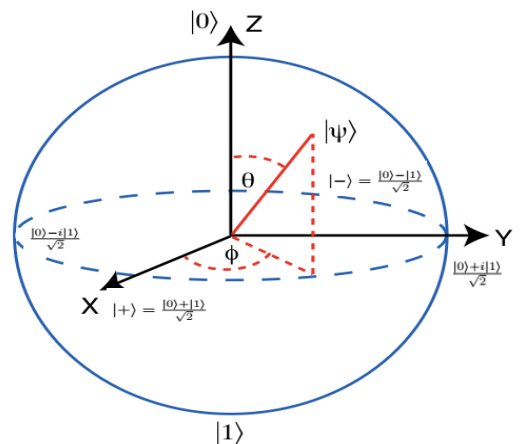


Figure 3: Bloch Sphere

we can calculate the coefficients required to express the same state in the plus-minus basis.

States can be expressed in different bases. $\alpha|0\rangle + \beta|1\rangle = (\alpha + \beta)$

Quantum state of a quantum bit vector $[\alpha \ \beta]$, a two-level system, is a linear combination of two basic vectors called 0 and 1 (superposition of zero and one states) described by: $\alpha|0\rangle + \beta|1\rangle$ where, coefficients α and β are called (probability) amplitudes. They are complex numbers, satisfying $|\alpha|^2 + |\beta|^2 = 1$,

$$|0\rangle, |1\rangle \text{ are: } |0\rangle = \begin{bmatrix} 1 \\ 0 \end{bmatrix} \text{ and } |1\rangle = \begin{bmatrix} 0 \\ 1 \end{bmatrix}$$

N qubits can store 2^N binary numbers simultaneously, suggesting massive parallelism.

N=2: $|\psi\rangle = C_0|00\rangle + C_1|01\rangle + C_2|10\rangle + C_3|11\rangle$ or,

in general,

$$|\psi\rangle = \sum_{i=0}^{2^n-1} C_i |b_{i,n-1} b_{i,n-2} \dots b_{i,0}\rangle$$

3.4 Superposition

Qubits possess a unique property called superposition, which allows them to exist in multiple states simultaneously. This ability enables qubits to store and process significantly more information than classical bits. Additionally, this superposition characteristic ensures that qubits cannot be replicated or copied, guaranteeing the confidentiality of any stored information [13]. However, this feature can be problematic when replication is used for error handling purposes. Superposition serves as the foundation for various quantum phenomena, including entanglement and quantum teleportation, which leverage the distinctive properties of qubits for advanced computational and communication applications. Upon measurement or interaction with its environment, a qubit's superposition collapses to a specific state, often referred to as the "collapse of the wavefunction." The measurement outcome corresponds to one of the possible states in the superposition, with probabilities determined by the coefficients of the linear combination.

3.5 Entanglement

Quantum entanglement is a fundamental characteristic exclusive to quantum systems, absent in classical systems. In the process of entanglement, two or more particles interact in such a way that their individual states become inseparable, even when they are physically separated by a significant distance. Consequently, measurements performed on entangled qubits at one end will yield correlated results at the other end. Entangled qubits demonstrate a high level of coordination, making them suitable for tasks that require synchronization or coordination [14].

Combinatorial optimization problems typically possess multiple solutions, each with an equal probability of occurrence. When these problems are given to binary devices, they need to individually solve each possibility. In contrast, quantum computers leverage the unique characteristic of entanglement to access multiple problem solutions simultaneously. Quantum computers do not solve problems through parallel computation, where all possible solutions are attempted simultaneously to reduce execution time. Instead, qubits, capable of existing in two states simultaneously, explore

multiple solutions simultaneously while in superposition, and upon measurement, produce the optimal result[15].

Quantum entanglement refers to a unique and exclusive connection between two qubits, wherein no other qubit elsewhere can access or share this entanglement information. This characteristic provides quantum networks with enhanced privacy and security capabilities. In quantum communication systems, information is transmitted through entangled qubits between physically separated quantum processors. This remarkable phenomenon is often referred to as teleportation. During the teleportation process, the sender does not require knowledge of the recipient's location or the specific details of the quantum state being teleported[16]

3.6 Guideline for Quantum Algorithms Framework

Typically, a hybrid quantum-classical algorithm consists of two main components: a quantum part and a classical part. The quantum part of the algorithm involves generating quantum parametrized circuits that prepare quantum states to process data inputs and perform calculations.

The following are the detailed steps involved in this process.

1. Determine the required number of qubits for modeling the problem, and subsequently, set their initial state to the ground state $|0\rangle$.
2. Create uniform superposition of all possible states of the qubits.
3. Generate a uniform superposition by preparing the qubits in a state that encompasses all possible states with equal probability.
4. Encode the input data into the various superposition states that have been generated.
5. Sequentially apply unitary and multi-qubit gates to induce the necessary phase shifts required for implementing quantum algorithms or a Quantum Oracle U_f . A Quantum Oracle can be described as a black box that allows the reuse of other circuits or algorithms.
6. The computation result is typically stored in one or a few of the qubit states.
7. To extract the result, the qubits are disentangled, and a measurement is performed.
8. To increase the probability of obtaining the correct unit, the amplitudes of other states are reduced through amplification, ensuring that measuring the final state will yield the desired unit with a high degree of certainty.

In the classical component, the outcomes of the qubit measurements are recorded and utilized to optimize parameters through classical registers.

The following steps are involved

9. Perform measurements on one or multiple qubits and store in classical registers.
10. Optimise the parameters obtained from qubits. It involves fine-tuning the values obtained from qubits to achieve optimal performance or desired results. This optimization process typically includes iteratively adjusting these parameters based on specific objectives or criteria.

The optimised results from classical registers are encoded back to the qubits. The process is repeated until final result is derived.

11. Performing simulations of the entire quantum-classical hybrid circuit multiple times, typically in the range of a few thousand iterations, one can obtain more precise probability counts. This iterative approach not only enhances the fidelity of the algorithm but also improves its overall performance .
12. Implementing error mitigation techniques, such as error correction codes or error mitigation algorithms to enhance the accuracy and reliability of algorithm.

4 Machine learning Models

Machine learning models have evolved using data as its backbone. The goal is to identify patterns, data classification, trends in large datasets, and many others. These models are majorly categorized into supervised, unsupervised and reinforcement learning [17].

Data is used to train algorithms to optimise model parameters to recognise the training data. Hence, data is divided into training and test data. Model learns better with large amount of training data. Accuracy is determined with test data.

Figure 4 shows, there has been an exponential growth in amount of training data used to train ML and AI models in last seven years. ML models are consuming peta flops of data in a day. It is a mammoth task for CPUs and GPUs to process them, to extract meaningful outcomes.

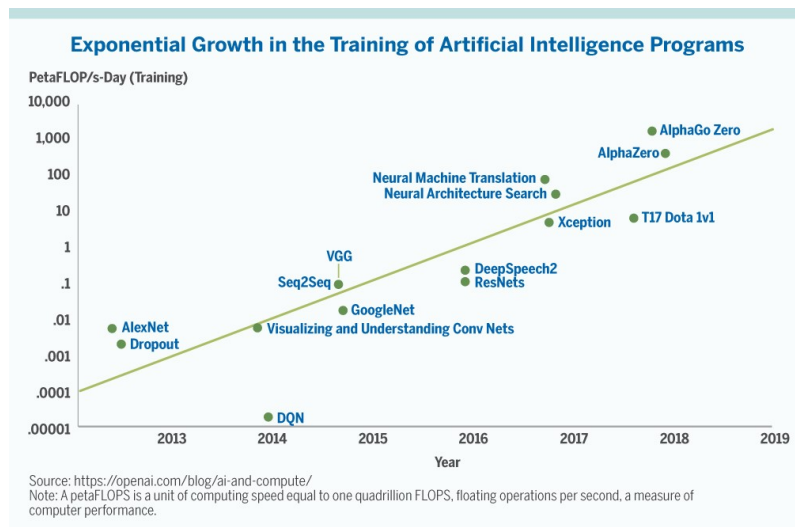


Figure 4: Exponential Growth in the training of Artificial Intelligence Programs

Regression, classification and clustering are most common machine learning tasks [17][18].

4.1 Supervised machine learning

Supervised machine learning uses labelled dataset to generate and train algorithms. The model is used to predict outcome or classify an unknown input. It's a model defined with set of parameters.

$$y = h(x|\theta) + \varepsilon$$

where $h(x|\theta)$ is model, θ is set of parameters and ε is error in model.

y is numeric when $h(x|\theta)$ is Regression function.

y is class code (e.g 0 or 1) when $h(x|\theta)$ is a Discriminant function.

Regression tasks are supervised models. They are predictive models characterized by labelled

datasets that have continuous, numeric and categorical target variables [17][19]. New inputs are passed to the model to predict the output. Linear regression is most basic algorithm that uses a straight line between single dependent variable and target variable. The target variable is continuous variable.

$$y = mx + c + \epsilon$$

where m is slope, c is intercept and ϵ is model error.
Corresponding hypothesis is represented by

$$h_0(x) = \theta_0 + \theta_1 + \epsilon$$

θ_0 is constant and θ_1 is regression coefficient. The idea is to choose θ_0, θ_1 ; so that $h_0(x)$ is close to y for training set (x,y).

Error is computed by actual value minus predicted value for all the rows in the dataset. So, for given $x^{(i)}$, actual output is $y^{(i)}$ and regression line is $(\theta_0 + \theta_1 x^{(i)})$.

$$\begin{aligned} \text{Error}(\epsilon) &= ((\theta_0 + \theta_1 x^{(i)}) - y^{(i)}) \\ &= (h_0(x^{(i)}) - y^{(i)}) \end{aligned}$$

The objective is to reduce the overall error for the training dataset. The objective function/cost function is sum of squared error.

Cost Function :

$$J(\theta_0, \theta_1) = \frac{1}{2m} \sum_{i=1}^m (h_{\theta}(x^{(i)}) - y^{(i)})^2$$

where m is number of data points.

Squared Error cost function :

$$\text{Cost}(h_{\theta}(x^{(i)}), y^{(i)}) = \frac{1}{2} (h_{\theta}(x^{(i)}) - y^{(i)})^2$$

When the no of dependent variables is two or more, it attempts to fit a straight hyperplane to the dataset. These models are susceptible to outliers and performs poorly when there are non-linear relationships[18]. Polynomial regression can be used to improve the efficiency to certain extent. Here, the regression line is in the form of a curve. Quadratic and cubic polynomial regression are commonly used. Fitting a quadratic function:

$$\theta_0 + \theta_1 x + \theta_2 x^2 + \epsilon$$

Higher degree of polynomials can be added to models.

$$\theta_0 + \theta_1 x + \theta_2 x^2 + \theta_3 x^3 + \theta_4 x^4 + \epsilon$$

It can be tricky, time consuming and may introduce over fitting to the training data. Both over fitting, which performs well with training data has high variance and low bias, under fitting wherein the model does not perform well neither with training data nor generalizes test data, are not preferable in any model. Balance between high variance and high bias will result in a better model. To overcome under fitting or high bias, new parameters are added to model to increase model complexity, and thus reducing high bias. Regularization and reduced model complexity overcome under fitting.

Regularized linear regression models like LASSO, Ridge and Elastic-net outperform simple regression models [17]. Regularization keeps same no of features and penalizes large coefficients to avoid

Logistic regression is a supervised classification task for categorical target variables. It predicts a class instead of a real numeric value.

$$y \in 0, 1$$

0 is negative class and 1 is positive class. Hypothesis for logistic regression is represented by

$$\begin{aligned} 0 &\leq h_{\theta}(x) \leq 1 \\ h_{\theta}(x) &= g(\theta^T x) \\ g(z) &= \frac{1}{1 + e^{-z}} \end{aligned}$$

$h_{\theta}(x)$ is estimated probability and $g(z)$ is sigmoid function. It uses class probabilities and logistic function to predict a class. It works well when classes are linearly separable. Logistic Regression Cost function:

$$\begin{aligned} J(\theta_0, \theta_1) &= \frac{1}{m} \sum_{i=1}^m \text{Cost}(h_{\theta}(x^{(i)}), y^{(i)}) \\ \text{Cost}(h_{\theta}(x), y) &= \begin{cases} -\log(h_{\theta}(x)), & \text{if } y = 1 \\ -\log(1 - h_{\theta}(x)) & \text{if } y = 0 \end{cases} \end{aligned}$$

y is always 0 or 1.

Over fitting issues can be handled either by reducing number of features or reducing the magnitude of parameters keeping all the features.

Regression models with lot of features can be improved by regularisation ie penalizing the higher coefficients. The model parameters are regularized with a tunable penalty strength. Regularisation for linear regression:

$$j(\theta) = \frac{1}{2m} \left[\sum_{i=1}^m (h_{\theta}(x^{(i)}) - y^{(i)})^2 + \lambda \sum_{j=1}^n \theta_j^2 \right]$$

λ is regularisation parameter. It helps fitting the training data well by keeping the value of parameters small. A large value of λ results in under fitting model. L1(Lasso) regularisation adds absolute value of magnitude of parameters as penalty term. L2(Ridge) regression adds squared magnitude of parameters as penalty term.

Both linear and logistic regression models can be updated easily using stochastic gradient descent but are not flexible to perform well with unknown as well as complex data.

Regression uses R-Square as another evaluation metric, whose value is between 0 and 1. 0 indicates that the independent variables in the model does not explain variability in the dependent variable and 1 indicates that it contributes fully to explain variability in the dependent variable. It can be negative for really bad model. When new independent variables are added to model, either R2 increases or remains constant. R2 never decreases by adding variables to model. The disadvantage is, we can't conclude that increasing complexity of our model makes it more accurate. The Adjusted R2 is improved form of R2. It is used to compare goodness of fit for the model. The adjusted R-Square only increases if addition of new predictor/s improves the model accuracy.

4.2 Unsupervised machine learning

Clustering is Lazy unsupervised learning. It effectively assigns a class to each vector of a given set of multivariate data inputs, but without the goal of treating new inputs. The inputs are grouped

together known as clusters. Data members in a cluster are similar to one another and dissimilar to data members in other clusters. Lazy learning algorithms does not have training phase i.e: generalisation of the training data is done in advance. Model does not learn discriminative function in advance rather memorises training dataset. One such example is K-NN algorithm. Clustering can be used as effective data reduction technique for analysis [18]. Tremendous amount of data is collected over internet applications. Majority of them are unlabelled data in various forms like free texts, image, audio, video, sensor data etc.

Generative models are most promising approaches in creating effective models for millions of unlabelled data in any domain[20]. In this approach, large amount of data is collected. There are simulators which create dummy random data but they do not capture the basic essence and properties of data in that domain. Instead of using randomly generated data; generative models train on collected data to create similar data. They have the capability to learn the features of dataset automatically. Generative Adversarial Networks(GANs), variational Autoencoders (VAEs), Bayesian Network, Gaussian Mixture Model (GMM), Hidden Markov Model(HMM), Latent Dirichlet Allocation (LDA) and Autoregressive models (AR) are some popular examples of generative models.

Linear Discriminant Analysis (LDA) is a probabilistic model for collection of discrete data. LDA is a three-level hierarchical Bayesian model, in which each item of a collection is modelled as a finite mixture over an underlying set of topics.[21]

Autoregressive models represent time-varying random processes in many domains. Mainly used as forecasting technique. The forecasted variable regresses against itself using a linear combination of its past values [22]. The popular believe is past occurrences impact current and future occurrences. Moving average methods model univariate time series data. The output variable depends linearly on the current and past values of the data[23]. In ARMA (Autoregressive Moving Average model) and ARIMA (Auto Regressive Integrated Moving Average) models, AR models are integrated with MA models. ARIMA model is a generalisation of ARMA model. Lagged observations of past data are assigned weights depending upon how recent they are[24].

Gaussian Mixture Models are parametric probability density functions used for continuous valued features. GMM is represented as weighted sum of Gaussian component densities. They represent a large class of sample distributions[25][26].

Markov models are stochastic models representing pseudo randomly changing systems. Contrary to the believe of Auto Regressive models, Markov models assume that future occurrence depends only on the current state of events, not on past events. They are useful to compute a probability for a sequence of observable events. Hidden Markov Model (HMM) is a Markov Model with hidden states. The popular believe is, every event depends on its internal factors which are not directly visible [27][28].

5 Quantum Information Processing and Machine Learning

Classic computational devices like desktops, laptops, mobile phones and tablets are binary devices whose processing units use two states ie 0s and 1s to store and process information. They have finite set of discrete, stable states, with controlled transitions between them. While they are quite efficient in processing good amount of information, they fail to process very large amount of data.

One such example is calculation of factorial of astronomically large prime numbers[6].

Quantum computers perform computations using Qubits which are quantum bits or qubits. They can be in three states 0/1/both. A quantum bit has extra functions that bits do not have. Apart from being represented as a zero or one, it can be both zero and one at the same time. This phenomenon is called superposition of states (0 and 1). Qubits have special features due to which they cannot be replicated. Any information stored in Qubits has highest level of privacy. Quantum features like entanglement and teleportation make data transfer secure and faster. Quantum states are destroyed upon measurement. After measurement quantum states becomes classical bits 0 and 1. Hence, measurements are stored in classical registers[29].

Machine learning algorithms can reap advantage of quantum computing. These algorithms are to be re-designed to work on quantum computers. Quantum machine learning algorithms will enable us develop new ways to solve complex problems beyond current abilities[30].

Figure 5 shows the forecast for global machine learning market, which is expected to expand at 42.08

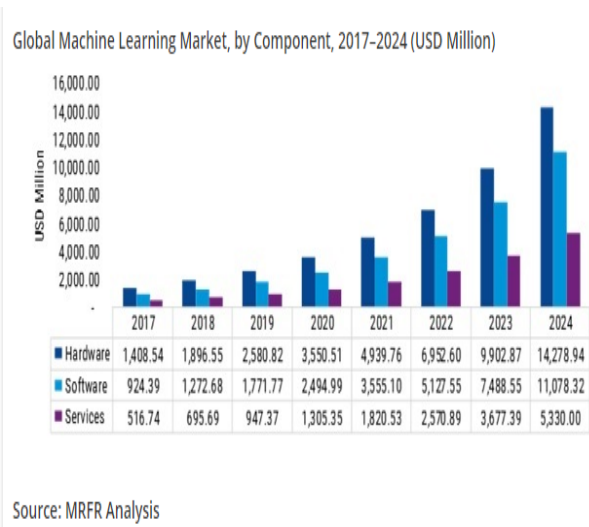


Figure 5: Global Machine Learning Market

One major difference between classical and quantum system is classical systems are deterministic and quantum systems are probabilistic. The main aim is to map NP hard algorithms and their subroutines into quantum information theory and create quantum circuits, subroutines to run efficiently on a quantum computer.

5.1 The Research set up for Quantum Machine Learning

- To model machine learning and optimization problems into linear quantum physical systems.
- To explore quantum computing properties to simulate big data and computationally hard (NP-hard) problems.
- To model non linear functions to run on linear quantum mechanical systems.
- To explore quantum libraries available to model quantum circuits.
- To design quantum machine learning and optimization models using digital quantum systems with suitable unitary and multi qubit quantum gates and analog quantum systems using time evolution of qubits.
- To encode classical data points as parameters into quantum superposition states for further processing.
- To perform matrix operations on encoded parameters to perform algorithm steps. To observe

qubits to measure output of the operations. Perform post processing to interpret the results. The results are passed to classical registers to calculate cost function. Then new updates are calculated for parameters. The circuit is run again with the updated parameters until cost function is minimised. To extract the average of measurement results with higher probabilities for each qubit or the output qubits.

To compare both the classical and quantum version results.

To compare perform analysis of Classical-Quantum variational hybrid model and analog adiabatic model, and their use for different applications.

To identify machine learning algorithms to apply to solve some of quantum computing problems.

To model complicated combinatorial optimisation models into Hamiltonians which represents total energy of a system. Then minimise the energy to find ground state. The ground state will correspond to the best solution of problem. To identify intractable ML and optimization steps and model into quantum domain.

To identify applications which can benefit from small number of noisy qubits NISQ systems.

5.2 Research progress and opportunities in QML

Presently, Noisy Intermediate-Scale Quantum (NISQ) computers typically possess a range of 5 to 5000 qubits. Although these systems exhibit sufficient computational capabilities to achieve quantum supremacy, the accuracy of their outputs cannot be reliably verified due to the presence of noise and errors [9][31]. These quantum systems can sustain their quantum state for brief periods, typically on the order of 10^{-3} seconds. Once measured, qubits lose their quantum state, and classical computers are employed to store the measurement results. Universal quantum simulators can generate qubit quantum states that closely approximate physical states. By leveraging these quantum states and algorithms, computational space and time costs can be minimized.

QML employs qRAM (Quantum Random Access Memory) for storing quantum states. qRAM, comprising qubits, consists of three main components: 1. A memory array that addresses the quantum superposition of memory cells, 2. An input register, and 3. An output register[32]

qRAM serves as a storage and retrieval system for classical information. It combines classical memory with a quantum addressing scheme, enabling the access and retrieval of specific elements within the memory[33].

Machine learning problems are tackled using hybrid quantum algorithms such as the Variational Quantum Eigensolver (VQE) [34].

The VQE involves providing a set of parameters to a Quantum Processing Unit (QPU), which in turn produces a set of measurements. These measurements are then utilized by a classical computer to calculate the energy value using averaging methods.[34][35].

QAOA (Quantum Approximate Optimization Algorithm) are used in combinatorial optimization problems. Optimisation problems try to find out the optimal solution to a given problem in a finite time from set of infinite possible solutions [35] [36][37]. Optimization problems encompass a range of objectives, including minimizing costs, distances, consumption, and maximizing profits or outputs. It is possible to convert a maximization problem into a minimization problem and vice versa by appropriately transforming the objective function.

Quantum Evolutionary Algorithms (QEA) refer to a class of evolutionary algorithms inspired by quantum principles. By leveraging quantum systems, QEA accelerate the evolutionary process by simultaneously evaluating multiple solutions in parallel. This parallel evaluation enhances the probability of discovering the optimal solution [38]. Within this framework, algorithms such as Quantum Particle Swarm Optimization (QPSO) and Quantum Genetic Algorithms (QGA) are applied to solve diverse problems like job shop scheduling, flow shop scheduling, procurement, feature selection, and vehicle routing problems[39][40][41][42].

QPCA (Quantum Principal Component Analysis) a dimensionality reduction technique, utilises qRAM and quantum tomography to construct the eigenvectors of the principal components characterized by their significant eigenvalues [12][12][43]. Quantum tomography refers to the procedure of validating a quantum state. It involves extracting the eigenvalues of the qubit gates while accounting for noise. Additionally, it quantifies the fidelity of the gates through measurement[44],[45].

Linear systems of equations can be solved using subroutines such as HHL (Harrow-Hassidim-Lloyd), quantum phase estimation, and Hamiltonian simulations. These subroutines are specifically designed for addressing the challenges associated with solving linear equations in a quantum computing context [46][47][48][49][50][51].

In the context of calculating distances between objects, subroutines like K-NN (K-Nearest Neighbors) employ a quantum approach. In this method, unclassified data is stored in one quantum register, while the training set is stored in another register. An ancillary qubit is utilized in a third register. The resulting calculations are then stored in the first register.[52][53].

qBLAS (Quantum basic linear algebra) refers to the quantum counterparts of traditional linear algebra operations. These quantum operations are utilized in various Quantum Machine Learning (QML) algorithms, including Qk-NN, QSVM, Qk-means, QNN, and QDT [52].

In the context of machine learning, kernels are derived from inner products of features mapped to a feature map. In quantum circuits, classical data is encoded to calculate kernels by computing dot products of features. These computed kernels are then fed into Support Vector Machines (SVMs) for further analysis and processing.[54][55][56].

5.3 Challenges with Quantum ML Models

Both the fields of machine learning and quantum computing are characterized by their fragmented and diverse nature. Researchers are actively investigating the potential for synergy between these two domains, aiming to leverage the unique capabilities of quantum computing in machine learning applications.

However, the integration of quantum computing and machine learning poses several challenges that need to be addressed. These challenges can significantly impact the development and performance of Quantum Machine Learning (QML) models. Current Quantum computer are not capable of outperforming classical model due to fewer Qubit counts.

Qubits experience noise and decoherence, leading to the loss of information and errors as they interact with the surrounding environment. In quantum algorithms, a series of gates are applied linearly to qubit registers. However, the presence of decoherence imposes limitations on the number of operations that a quantum circuit can effectively perform. This represents a significant hardware challenge in quantum computing, requiring the development of quantum hardware with a large number of fully interconnected and high-fidelity qubits. Achieving fault-tolerant universal systems while maintaining qubit quality is a crucial objective in overcoming this challenge

NISQ systems undergo effective isolation and cooling processes to mitigate noise and errors. Quantum error correction (QEC) techniques are employed in NISQ algorithms to minimize the impact of decoherence. QEC aims to correct quantum qubits using a reduced number of auxiliary ancilla qubits, while preserving the superposition states and coherence time. However, improving the accuracy of algorithms remains a challenge. Advancements in error correction schemes hold the potential to reduce the number of auxiliary qubits required for correcting a single qubit, thereby enhancing overall algorithm accuracy..

The limited connectivity of qubits poses a challenge in designing efficient circuits for complex algorithms. While theoretical analysis may indicate the required number of qubits for a calculation, physical implementation necessitates the inclusion of auxiliary qubits for error correction and additional processing qubits to account for circuit depth and complexity. Shallow algorithms, such as

the variational quantum eigen solver, require fewer qubits in comparison. Accurate initialization of qubits to their desired starting state is crucial, as errors introduced during initialization propagate and accumulate through subsequent gate operations, leading to significant computational errors

The coherence time of qubits should exceed the duration required for gate operations. As more gate operations are performed on the qubits, it becomes necessary to increase the qubits' ability to retain quantum information for a longer duration.

Translating machine learning problems into the quantum domain does not have foolproof methods yet. It requires the development of strategies and techniques to effectively map and configure machine learning problems onto quantum systems

1. Optimal number of qubits and circuit depth to perform ML algorithms.
2. Choose and configure the optimizer.
3. How to design good feature maps with lesser parameters to optimally encode classical data.
4. How to minimize the loss function.
5. Design optimizers tailored specifically for quantum loss functions.
6. Hard and intractable ML algorithms are solved heuristically. Hence quantum optimisation algorithms superposition all possible search states to evaluate cost functions.
7. Longer coherence time for superpositioned qubits will reduce number of qubits needed for algorithms.

6 Experimental Results

We experimented with a machine learning algorithm and the qiskit quantum simulator to tackle a customer churn classification problem within the telecommunications domain. We explored, tested, or tried out different approaches using these tools to address the problem.

The dataset comprises 20 features, including a binary target column indicating churn, and encompasses a total of 7,043 distinct customers. This dataset can be found on the Kaggle website.

Among the features, the following are categorical: gender, SeniorCitizen, Partner, Dependents, PhoneService, MultipleLines, InternetService, OnlineSecurity, OnlineBackup, DeviceProtection, TechSupport, StreamingTV, StreamingMovies, Contract, PaperlessBilling, PaymentMethod, and Churn. On the other hand, tenure, MonthlyCharges, and TotalCharges are numeric features. We observed a correlation coefficient of 0.83 between Tenure and TotalCharges, leading us to exclude TotalCharges from our analysis. Fortunately, no outliers or missing values were found in the dataset.

Regarding the PhoneService feature, we noticed a multicollinearity variance Inflation factor (VIF) score above 12, prompting us to eliminate it from further processing. After reevaluating the VIF, we discovered that MonthlyCharges had a score close to 6, and thus we dropped it as well. Additionally, we decided to remove the customerID feature as it does not contribute to the model.

Out of the 16 features, all except 'tenure' have undergone one-hot encoding, resulting in a total of 42 columns. The classes in the churn label are significantly imbalanced, with a total of 1,869 instances belonging to the minority 'Yes' class and 5,174 instances belonging to the majority 'No'

class. Due to the limitations of the simulator in handling large volumes of data, we opted to retain the minority classes and performed undersampling on the majority classes, resulting in a total of 3,738 records.

We attempted to determine the optimal number of components where the explained variance ratio diminishes significantly. By plotting the number of components against the explained variance ratio, we identified an elbow point at 23. Figure 6 plots explained variance Vs Number of components.

We have opted for the Support Vector Machine (SVM) algorithm to classify churn data. We conducted experiments using both classical and hybrid quantum-classical approaches with the Qiskit BasicAir simulator. The BasicAir simulator allows a maximum of 24 qubits, so we reduced the dimensionality of our dataset to 2, 10 and 15 vector dimensions using PCA. The table 1 below shows the training and testing scores, with an 80:20 train-test split ratio. We could not train all 23 dimensions due to limited simulator capabilities.

Table 1: PCA and their Explained Variance

Vector Dimensions	Explained Variance
PCA=2	[0.9876, 0.0029]
PCA=10	[9.8763, 2.8920, 1.2026, 9.6864, 8.3936, 8.2999, 5.9614, 5.8387, 5.2604, 4.8225]
PCA=15	[[9.870, 3.1892, 1.2432, 1.0133, 8.8052, 8.3666, 6.2122, 5.9178, 5.4195, 4.9875, 4.4907, 4.1575, 4.0606, 3.9272, 3.7539]
PCA=20	[9.8711, 2.9649, 1.2579, 1.0080, 8.8054, 8.7051, 6.2967, 6.1114, 5.6773, 4.9847, 4.5460, 4.2820, 4.0724, 4.0206, 3.8747, 3.3482, 3.1868, 2.9462, 2.1622, 1.9710]

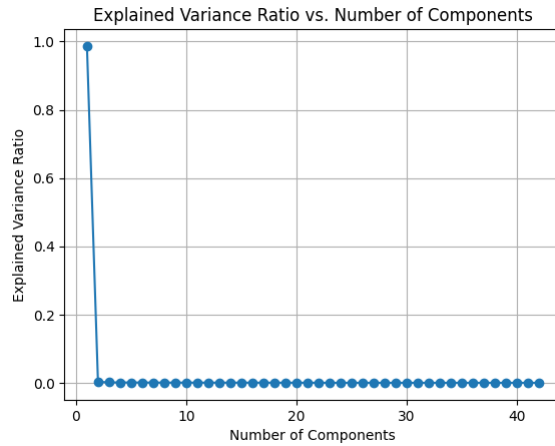


Figure 6: Explained Variance ration with Elbow point

Elbow Point Index: 23

Explained Variance Ratio at Elbow Point: 8.126234391114803e-33

Cumulative Explained Variance at Elbow Point: 1.0000000000000002

Table 2: Train and test accuracy from quantum simulator and classical system

	PCA=2	PCA=10	PCA=15
Train Score: Quantum	0.5986	0.9817	0.9809
Test Score: Quantum	0.6002	0.617	0.5748
Train Score: Classical	0.7137	0.7444	0.7461
Train Score: Classical	0.7366	0.7647	0.7473

The results of train and test accuracies are listed in table 2. As a result of applying under sampling techniques on our data and the additional dimensionality reduction through PCA, the train and test accuracies obtained from the quantum system exhibit significant bias. Similarly, the classical system also demonstrates considerably low train and test accuracies.

7 Conclusion

Quantum computing, machine learning, and evolutionary algorithms are currently popular areas of research. In our presentation, we provided an overview of the historical development of quantum computing and machine learning, as well as their integration to achieve quantum advantage. We discussed the steps involved in designing quantum algorithms and the experimental setup required for Quantum Machine Learning (QML) models. Additionally, we highlighted some of the main challenges associated with current hardware in implementing QML models on Near-Term Intermediate-Scale Quantum (NISQ) systems. Quantum information processing, utilizing the principles of quantum mechanics such as superposition, entanglement, the no-cloning theorem, and quantum annealing, presents exciting possibilities for future advancements in artificial intelligence, machine learning, deep learning, and combinatorial optimization models.

References

- [1] Diego Montes, Juan A. Añel, David C. H. Wallom, Peter Uhe, Pablo V. Caderno, and Tomás F. Pena. Cloud computing for climate modelling: Evaluation, challenges and benefits. *Computers*, 9(2), 2020.
- [2] Davide Turcato. Saving the future. *Anarchism, 1914–18*, 2018.
- [3] MA Nielsen and IL Chuang. Quantum Computation and Quantum Information, 2000.
- [4] Richard P. Feynman. Simulating physics with computers. *International Journal of Theoretical Physics*, 1982.
- [5] D. Deutsch. QUANTUM THEORY, THE CHURCH-TURING PRINCIPLE AND THE UNIVERSAL QUANTUM COMPUTER. *Proceedings of The Royal Society of London, Series A: Mathematical and Physical Sciences*, 1985.
- [6] P.W. Shor. Algorithms for quantum computation: discrete logarithms and factoring. 2002.

- [7] Lov K. Grover. A fast quantum mechanical algorithm for database search. In *Proceedings of the Annual ACM Symposium on Theory of Computing*, volume Part F1294, pages 212–219. Association for Computing Machinery, jul 1996.
- [8] David P. DiVincenzo. The physical implementation of quantum computation, 2000.
- [9] Frank Arute, Kunal Arya, Ryan Babbush, Dave Bacon, Joseph C. Bardin, Rami Barends, Rupak Biswas, Sergio Boixo, Fernando G.S.L. Brandao, David A. Buell, Brian Burkett, Yu Chen, Zijun Chen, Ben Chiaro, Roberto Collins, William Courtney, Andrew Dunsworth, Edward Farhi, Brooks Foxen, Austin Fowler, Craig Gidney, Marissa Giustina, Rob Graff, Keith Guerin, Steve Habegger, Matthew P. Harrigan, Michael J. Hartmann, Alan Ho, Markus Hoffmann, Trent Huang, Travis S. Humble, Sergei V. Isakov, Evan Jeffrey, Zhang Jiang, Dvir Kafri, Kostyantyn Kechedzhi, Julian Kelly, Paul V. Klimov, Sergey Knysh, Alexander Korotkov, Fedor Kostritsa, David Landhuis, Mike Lindmark, Erik Lucero, Dmitry Lyakh, Salvatore Mandrà, Jarrod R. McClean, Matthew McEwen, Anthony Megrant, Xiao Mi, Kristel Michielsen, Masoud Mohseni, Josh Mutus, Ofer Naaman, Matthew Neeley, Charles Neill, Murphy Yuezhen Niu, Eric Ostby, Andre Petukhov, John C. Platt, Chris Quintana, Eleanor G. Rieffel, Pedram Roushan, Nicholas C. Rubin, Daniel Sank, Kevin J. Satzinger, Vadim Smelyanskiy, Kevin J. Sung, Matthew D. Trevithick, Amit Vainsencher, Benjamin Villalonga, Theodore White, Z. Jamie Yao, Ping Yeh, Adam Zalcman, Hartmut Neven, and John M. Martinis. Quantum supremacy using a programmable superconducting processor. *Nature*, 574(7779):505–510, 2019.
- [10] Manuel Vogel. Quantum Computation and Quantum Information, by M.A. Nielsen and I.L. Chuang. *Contemporary Physics*, 52(6):604–605, nov 2011.
- [11] James R Wootton. Benchmarking near-term devices with quantum error correction. *Quantum Science and Technology*, 5(4):044004, aug 2020.
- [12] Leo Zhou, Sheng Tao Wang, Soonwon Choi, Hannes Pichler, and Mikhail D. Lukin. Quantum Approximate Optimization Algorithm: Performance, Mechanism, and Implementation on Near-Term Devices. *Physical Review X*, 10(2), jun 2020.
- [13] Oriol Romero-Isart, Mathieu L Juan, Romain Quidant, and J Ignacio Cirac. Toward quantum superposition of living organisms. *New Journal of Physics*, 12(3):033015, 2010.
- [14] Y. Omar. Entanglement generation by qubit scattering in three dimensions. *Physical Review A - Atomic, Molecular, and Optical Physics*, 80(1):012310 –012310, July 2009.
- [15] Edward Farhi, Jeffrey Goldstone, and Sam Gutmann. A Quantum Approximate Optimization Algorithm. nov 2014.
- [16] Dik Bouwmeester, Jian-Wei Pan, Klaus Mattle, Manfred Eibl, Harald Weinfurter, and Anton Zeilinger. Experimental quantum teleportation. *Nature*, 390(6660):575–579, Dec 1997.
- [17] Taiwo Oladipupo. Types of Machine Learning Algorithms. In *New Advances in Machine Learning*. InTech, feb 2010.
- [18] Shen Rong and Zhang Bao-Wen. The research of regression model in machine learning field. In *MATEC Web of Conferences*, volume 176. EDP Sciences, jul 2018.
- [19] Tri Doan and Jugal Kalita. Selecting Machine Learning Algorithms Using Regression Models. In *2015 IEEE International Conference on Data Mining Workshop (ICDMW)*, pages 1498–1505, nov 2015.

- [20] Jost Tobias Springenberg. Unsupervised and semi-supervised learning with categorical generative adversarial networks, 2016.
- [21] David M Blei, Andrew Y Ng, and M Jordan. Latent dirichlet allocation michael i. *Jordan. Journal of Machine Learning Research*, 3, 2003.
- [22] Clifford M Hurvich and Chih-Ling Tsai. Regression and time series model selection in small samples. *Biometrika*, 76(2):297–307, 1989.
- [23] Arnold Zellner, Franz Palm, et al. Time series analysis and simultaneous equation econometric models. *Journal of econometrics*, 2(1):17–54, 1974.
- [24] Layth C Alwan and Harry V Roberts. Time-series modeling for statistical process control. *Journal of business & economic statistics*, 6(1):87–95, 1988.
- [25] Douglas A Reynolds. Gaussian mixture models. *Encyclopedia of biometrics*, 741:659–663, 2009.
- [26] Geoffrey J McLachlan and Suren Rathnayake. On the number of components in a gaussian mixture model. *Wiley Interdisciplinary Reviews: Data Mining and Knowledge Discovery*, 4(5):341–355, 2014.
- [27] Guorong Xuan, Wei Zhang, and Peiqi Chai. Em algorithms of gaussian mixture model and hidden markov model. In *Proceedings 2001 International Conference on Image Processing (Cat. No. 01CH37205)*, volume 1, pages 145–148. IEEE, 2001.
- [28] Phil Blunsom. Hidden markov models. *Lecture notes, August*, 15(18-19):48, 2004.
- [29] Manuel Vogel. Quantum computation and quantum information, by ma nielsen and il chuang: Scope: textbook. level: advanced undergraduate and above, 2011.
- [30] Jacob Biamonte, Peter Wittek, Nicola Pancotti, Patrick Rebentrost, Nathan Wiebe, and Seth Lloyd. Quantum machine learning. *Nature*, 549(7671):195–202, 2017.
- [31] Sergio Boixo, Sergei V. Isakov, Vadim N. Smelyanskiy, Ryan Babbush, Nan Ding, Zhang Jiang, Michael J. Bremner, John M. Martinis, and Hartmut Neven. Characterizing quantum supremacy in near-term devices. *Nature Physics*, 14(6):595–600, jun 2018.
- [32] Vittorio Giovannetti, Seth Lloyd, and Lorenzo MacCone. Quantum random access memory. *Physical Review Letters*, 100(16):160501, apr 2008.
- [33] Carsten Blank, Daniel K. Park, June-Koo Kevin Koo Kevin Rhee, and Francesco Petruccione. Quantum classifier with tailored quantum kernel. *npj Quantum Information*, 6(1).
- [34] Jin-Guo Liu, Yi-Hong Zhang, Yuan Wan, and Lei Wang. Variational quantum eigensolver with fewer qubits. *Phys. Rev. Research*, 1:023025, Sep 2019.
- [35] Jarrod R McClean, Jonathan Romero, Ryan Babbush, and Alán Aspuru-Guzik. The theory of variational hybrid quantum-classical algorithms. *New Journal of Physics*, 18(2):023023, feb 2016.
- [36] Jaeho Choi and Joongheon Kim. A tutorial on quantum approximate optimization algorithm (qaoa): Fundamentals and applications. In *2019 International Conference on Information and Communication Technology Convergence (ICTC)*, pages 138–142, 2019.

- [37] G. G. Guerreschi and A. Y. Matsuura. QAOA for Max-Cut requires hundreds of qubits for quantum speed-up. *Scientific Reports*, 9(1), dec 2019.
- [38] Zhihui Wang, Stuart Hadfield, Zhang Jiang, and Eleanor G. Rieffel. Quantum approximate optimization algorithm for MaxCut: A fermionic view. *Physical Review A*, 97(2), feb 2018.
- [39] M R Singh and S S Mahapatra. A quantum behaved particle swarm optimization for flexible job shop scheduling. *Computers and Industrial Engineering*, 93:36–44, 2016.
- [40] D Zouache and F Ben Abdelaziz. A cooperative swarm intelligence algorithm based on quantum-inspired and rough sets for feature selection. *Computers and Industrial Engineering*, 115:26–36, 2018.
- [41] H Qin, Z.-H. Zhang, and D Bai. Permutation flowshop group scheduling with position-based learning effect. *Computers and Industrial Engineering*, 92:1–15, 2016.
- [42] A K Beheshti, S R Hejazi, and M Alinaghian. The vehicle routing problem with multiple prioritized time windows: A case study. *Computers and Industrial Engineering*, 90:402–413, 2015.
- [43] Seth Lloyd, Masoud Mohseni, and Patrick Rebentrost. Quantum principal component analysis. *Nature Physics*, 10(9):631–633, jul 2014.
- [44] Seth Lloyd, Masoud Mohseni, and Patrick Rebentrost. Quantum algorithms for supervised and unsupervised machine learning. jul 2013.
- [45] M. Mohseni, A. T. Rezakhani, and D. A. Lidar. Quantum-process tomography: Resource analysis of different strategies. *Physical Review A*, 77(3), Mar 2008.
- [46] Aram W Harrow, Avinatan Hassidim, and Seth Lloyd. Quantum algorithm for linear systems of equations. *Physical review letters*, 103(15):150502, 2009.
- [47] Bojia Duan, Jiabin Yuan, Chao-Hua Yu, Jianbang Huang, and Chang-Yu Hsieh. A survey on hhl algorithm: From theory to application in quantum machine learning. *Physics Letters A*, 384(24):126595, 2020.
- [48] Carlos Bravo-Prieto, Ryan LaRose, Marco Cerezo, Yigit Subasi, Lukasz Cincio, and Patrick J Coles. Variational quantum linear solver. *arXiv preprint arXiv:1909.05820*, 2019.
- [49] Danial Dervovic, Mark Herbster, Peter Mountney, Simone Severini, Naïri Usher, and Leonard Wossnig. Quantum linear systems algorithms: a primer. *arXiv preprint arXiv:1802.08227*, 2018.
- [50] C. Eichler, D. Bozyigit, C. Lang, L. Steffen, J. Fink, and A. Wallraff. Experimental state tomography of itinerant single microwave photons. *Physical Review Letters*, 106(22), Jun 2011.
- [51] P. Samuelsson and M. Büttiker. Quantum state tomography with quantum shot noise. *Physical Review B*, 73(4), Jan 2006.
- [52] Maria Schuld, Mark Fingerhuth, and Francesco Petruccione. Implementing a distance-based classifier with a quantum interference circuit. *EPL (Europhysics Letters)*, 119(6):60002, 2017.
- [53] Abdullah M Iiyasu and Chastine Fatichah. A quantum hybrid pso combined with fuzzy k-nn approach to feature selection and cell classification in cervical cancer detection. *Sensors*, 17(12):2935, 2017.

- [54] Seth Lloyd, Masoud Mohseni, and Patrick Rebentrost. Quantum algorithms for supervised and unsupervised machine learning. *arXiv preprint arXiv:1307.0411*, 2013.
- [55] Davide Anguita, Sandro Ridella, Fabio Riveccio, and Rodolfo Zunino. Quantum optimization for training support vector machines. *Neural Networks*, 16(5):763–770, 2003. Advances in Neural Networks Research: IJCNN '03.
- [56] Rupak Chatterjee and Ting Yu. Generalized coherent states, reproducing kernels, and quantum support vector machines. *arXiv preprint arXiv:1612.03713*, 2016.

8 Data Availability Statement

The datasets analysed during the current study are available in the [Kaggle] repository, [<https://www.kaggle.com/dataset/customer-churn>]

9 Author information

Authors and Affiliations

Fellow of Decision Science, IIM Mumbai, India.
Minati Rath.
Faculty of Decision Science, IIM Mumbai, India.
Hema Date.

10 Corresponding authors

Correspondence to Minati Rath or Hema Date.