

# Towards more Practical Threat Models in Artificial Intelligence Security

Kathrin Grosse,<sup>1</sup> Lukas Bieringer,<sup>2</sup> Tarek R. Besold,<sup>3</sup> Alexandre Alahi<sup>1</sup>

<sup>1</sup>EPFL, Switzerland, <sup>2</sup>QuantPi, Germany, <sup>3</sup>TU Eindhoven, The Netherlands

## Abstract

Recent works have identified a gap between research and practice in artificial intelligence security: threats studied in academia do not always reflect the practical use and security risks of AI. For example, while models are often studied in isolation, they form part of larger ML pipelines in practice. Recent works also brought forward that adversarial manipulations introduced by academic attacks are impractical. We take a first step towards describing the full extent of this disparity. To this end, we revisit the threat models of the six most studied attacks in AI security research and match them to AI usage in practice via a survey with **271** industrial practitioners. On the one hand, we find that all existing threat models are indeed applicable. On the other hand, there are significant mismatches: research is often too generous with the attacker, assuming access to information not frequently available in real-world settings. Our paper is thus a call for action to study more practical threat models in artificial intelligence security.

## 1 Introduction

A large body of academic work focuses on machine learning (ML) security [5, 9, 14, 17, 19, 32, 40, 56, 58, 71, 74]. Although the attacks studied in these works have been established, increasing criticism targets the applied threat models. For example, most academic papers focus on standalone models [14, 19, 32, 40, 56, 58, 71, 74], while models in practice are generally embedded into pipelines or larger systems [7, 24]. In addition, it has been pointed out that attacks in practice do currently not require the degree of complexity inherent to academic publications [1, 30]. Also, the measurement of manipulations introduced by an attacker was deemed impractical [1, 27], and the overall amount of data available to the attacker in some cases [17, 30].

For example, poisoning attacks [17, 67] require manipulating the training data. Grosse et al. [30] reported cases of poisoning in the wild—yet it is unknown which fraction of companies allow access to their training data. Thus, the number of organizations vulnerable to poisoning attacks is, in

practice, unknown. In addition, companies may only allow access to a fraction of their data—another limiting factor for an attack to succeed. As an example, consider a company where 1% of the data can be accessed by the attacker. Most academic attacks require access to more data [17], limiting their usefulness. Analogously, evasion attacks were reported in the wild [30]. Evasion requires the submission of at least one perturbed test sample [19, 71]. Yet the number of AI systems in practice where this is possible is again unknown.

These works illustrate mismatches and demonstrate that some aspects of threat models are unaligned between research and practice. The underlying problem, an absence of knowledge on how AI is used in practice, is however still unaddressed. In other words, the underlying problem remains: whether researched threat models are actually *representative* of AI usage in practice. We thus take a first step towards measuring this mismatch of AI security research and practice.

**Contributions.** To this end, we describe the commonly used academic threat models of the six most studied attacks in AI security: poisoning [17], backdoors [17], evasion or adversarial examples [19, 71], model stealing [74], membership inference [15, 68], and property inference [4, 39] in Section 2. To measure whether threat models match practical usage, we design a questionnaire in Section 3 which collects information relevant to AI security like access patterns, data sources, etc. In the same section, we present our sample consisting of **271** AI practitioners, before analyzing our results in Section 4. We summarize our key findings in Table 1. First, all six analyzed academic attacks are relevant in practice. However, in practice, access to models, model outputs, and data follows an all-or-nothing principle, where existing academic threat models cover only a fraction of the cases. This research gap does not only consist of too generous assumptions about access to training data and test queries. Instead, in more than half of the settings where for example model stealing is possible, the model is public as well, superseding the attack in its current threat configuration. A similar gap exists concerning the used data, where academic datasets do cover a large part of industrial datasets, but some cases are rarely studied. Finally,

Table 1: Key Findings of our work.

	Key Finding (KF)	Section
KF 1	<b>Access to model and data</b> can be summarized as all-or-nothing in practice.	4.1
KF 2	<b>The underlying assumptions of all six attacks studied are relevant in practice.</b>	4.2
KF 3	Scientific threat models tend to be <b>too generous</b> :	4.2
KF 3.1	<b>Poisoning</b> and <b>Backdoor</b> threat models assume unpractical fractions of alterable training data.	4.2.1
KF 3.2	<b>Black-box evasion</b> and <b>model stealing</b> threat models assume unpractical amounts of queries.	4.2.2
KF 3.3	<b>Model stealing</b> and <b>privacy attacks</b> threat models’ assumptions do not represent practical AI usage.	4.2.2
KF 4	<b>Datasets</b> have often fewer features in practice than in AI security research.	4.3.1
KF 5	<b>Code libraries</b> used in AI are security relevant.	4.3.2
KF 6	<b>AI security knowledge</b> has only a small influence on the practical threat model of AI.	4.3.3

we aim to understand what influences industrial threat models. Here, knowledge of AI or AI security has little influence, pointing toward other factors to be determined in future work.

After revisiting the limitations of our approach (Sect. 5), we discuss the implications of our study (Sect. 6). These go beyond the above-discussed short-comings of existing, academic threat models. Implications relate also to current legislative attempts like the EU AI Act that requires security and vulnerability assessments of AI systems. We also set previously low numbers of AI security incidents into context and pave the way toward a deep understanding of what affects the security of AI-based products in practice. We then review related work (Sect. 7) and conclude our contributions (Sect. 8).

**Remark.** *This work should not be interpreted as a finger-pointing exercise. So far, AI security research has relied on best practices of security threat modeling, and we confirm that all 6 studied settings are applicable in practice. However, we describe unstudied settings hoping that we, as a community, can progress together toward more practical research.*

## 2 Background

Before we review AI threat models in academia or practice, we define AI. To this end, we use the example of machine learning (ML), a sub-discipline of AI, and then outline the differences to other disciplines like reinforcement learning (RL) or data mining (DM). A typical task in machine learning is image recognition, e.g., classifying images from cats and dogs. In this case, we have a large dataset of images  $X$  and corresponding labels  $Y$  with the individual image  $x$  and label  $y$ . On this data, we train a classifier  $F$  defined by its structure and weights  $\omega$ . In other words, we adjust the weights  $\omega$  during training so that  $F(\omega, X) \approx Y$ . The classifier  $F$  then generalizes to unseen test images  $x \in X_t$  and correctly predicts their labels  $y \in Y_t$ . In contrast to the concrete label output used in this example,  $y$  does not have to be discrete (‘cat’, ‘dog’) but can be continuous (regression) or more complex (in image detection or image segmentation).

RL, in contrast to ML, learns a policy that determines the

behavior of an agent in an environment. Albeit different, also RL requires training and test data which can however take the form of an environment generating this data. DM analyses data and does not necessarily rely on test data. Before we review existing attacks on AI, we describe the existing ML threat model commonly used for these attacks.

### 2.1 Threat Modelling Artificial Intelligence

In general, we distinguish two different aspects defining an attacker’s behavior, its *knowledge* and its *capabilities* [9]. We summarize these aspects of AI attacks from academic literature in Table 2, and first review the properties before we discuss different attacks in the following subsection.

**Knowledge.** This aspect describes what the attacker *has access to* or *has knowledge about*. The training ( $X, Y$ ) or test ( $X_t, Y_t$ ) data are examples of information the attacker might have. In some cases, knowing this data roughly may suffice: when the victim is training an image classifier, some images can be sufficient to mount an attack, but not the same images the victim trained on are required. Independent of the data, the attacker may know the model’s parameters ( $\omega$ ).

**Capabilities.** In contrast to knowing or observing system properties, threat modeling also describes what an attacker can *alter*. The attacker may, for example, change input samples at training ( $x$ ) or test time ( $x_t$ ) or both. In case we are dealing with ML or RL, it might be relevant to distinguish samples ( $x$ ) and labels ( $y$ ), e.g., inputs and associated classes or desired behaviors. Lastly, the attacker may feed the model inputs and observe the corresponding outputs ( $F(\omega, x)$ ).

**Practical concerns - 3rd parties.** While in research, knowledge and capabilities are often binary (present/not present), this need not be the case in practice. We thus consider two options of accessibility for both data and model in our questionnaire. Accessible under access control or to a 3rd party. The first means that specific parties (business partners, clients, etc.) may have access, and the second means accessible *to anyone*. Conversely, not accessible refers to data that is only available *within* the company.

Finally, we would like to remark that cost-driven assess-

Table 2: A summary of threat modeling for AI security. Below, we list the attacker’s knowledge and capabilities. For each attack, we denote which knowledge in terms of training data ( $X, Y$ ), test data ( $X_t, Y_t$ ), parameters ( $\omega$ ), and classifier’s outputs ( $F(\omega, x)$ ) are required. Concerning capabilities, we denote whether the attacker can alter training ( $x$ ) or test ( $x_t$ ) samples, labels of samples ( $y$ ), or observe the output of the model ( $F(\omega, x)$ ). \* indicates that either both marked or one of two properties is required. For all properties, we denote required (●), sometimes required (◐), and not required (○).

	Knowledge			Capabilities			
	$X, Y$	$X_t, Y_t$	$\omega$	$x$	$y$	$x_t$	$F(\omega, x)$
Poisoning [17]	●	○	◐	●*	●*	○	○
Backdoor [17]	●	●	◐	●	◐	●	○
Evasion [50, 71]	○	●	◐*	○	○	●	◐*
Model Stealing [57]	○	◐	○	○	○	◐	●
Mem. Inf. [39]	○	●	○	○	○	◐	●
Attribute Inf. [39]	○	○	●	○	○	○	○

ments should be considered as a third dimension in analyzing ML security in practice [1]. As both attackers and defenders operate with a cost/benefit mindset [75], attacks will only be conducted if their benefit exceeds the costs. Similarly, defenses will only be applied if their implementation costs are lower than the respective attack’s monetary impact that materializes with a certain likelihood [38].

## 2.2 AI Security

The largest fraction of AI security work focuses on ML. We thus first discuss ML-based attacks and their threat model and then discuss how and whether the attacks exist on other paradigms like RL and DM. We start with training time attacks like poisoning and backdoors and then discuss test time attacks like evasion, model stealing, and privacy targeting attacks like membership inference and data extraction. In this work, we focus on the attacks of AI security that received the most attention and visualize them in Table 2.

**Poisoning.** In poisoning, the attacker alters training data [63] or labels [8] to decrease accuracy. Alternatively, in sloth attacks, the goal is to increase the model’s runtime [16]. Defending poisoning is well understood [17]. Poisoning attacks [6] and defenses [61] have been studied on RL, DM [52], clustering [79], principal component analysis [63], or feature selection algorithms [79].

**Backdoors.** An alternative attack during training time are backdoors. Backdoors are chosen input patterns that reliably trigger a specified classification output. There are several ways to introduce backdoors [17], via the training [26] or the fine-tuning data [65]. Alternatively, a backdoored model can be provided [22]. Mitigating backdoors has led to an arms race [72], where proposed defenses are broken, leading to new, stronger attacks which again have to be mitigated [17].

Backdoors have also been studied on RL [43].

**Evasion/adversarial examples.** Evasion decreases the test-time accuracy of a trained and otherwise well-performing classifier [19, 71]. To this end, the attacker needs access to the test data and knowledge about the model, as visualized in Table 2. An exception are black-box attacks, which only require access to the model outputs and knowledge about the rough nature of the data [50]. Alternatively, an attack can be computed on one model  $F_1$  and then transferred to a second classifier  $F_2$  to which the attacker does not have access [58]. Recent works emphasize the correct evaluation of defenses [18, 73], a still unsolved problem. Evasion has also been introduced [46] and tentatively defended [51] on RL and on clustering algorithms [41].

**Model stealing.** In model stealing, the attacker has black-box access to an ML model and copies its functionality without consent of the model’s owner [74], as visualized in Table 2. Most model stealing attacks require submitting specific test queries [57], and only one paper [59] obtained models by labeling data from the task the model was purposely used for. In general [57], model stealing attacks are measured by the number of queries they need and how faithful they reproduce the original model in relation to the size of that model. Similar to model stealing attacks is model extraction, where specially crafted inputs allow the attacker to deduce architectural choices like the usage of dropout [39, 55]. Analogous to previous attacks, defenses have been proposed against both attacks, but are caught in an ongoing arms race [57]. RL models can also be stolen [13].

**Membership inference.** The following attacks target the privacy of the used training data at test time [35, 39]. For example, membership inference [15, 68] predicts membership to the training data for an existing sample and the corresponding target model’s output. To this end, attacks rely on membership metrics [68] or shadow-models [68]. These shadow models were trained on known membership outputs. Alternatively, repeatedly querying the victim is possible [15]. For all of these attacks, defenses have been proposed [39], but no solution has been found so far. Membership inference has also been demonstrated to work on RL [29]. Beyond membership, inversion attacks attempt to regenerate the training data based on a generative model trained with the victim’s outputs [80]. Intuitively, training the model encompasses a large amount of labeled data, which may differ from the original training data.

**Attribute inference.** In contrast, in attribute inference, the attacker is not interested in a sample, but in a specific sensitive attribute or feature. These attacks are mounted assuming white-box knowledge of the victim and using the weights for a meta-classifier [4]. For all of these attacks, defenses have been proposed [39]. To the best of our knowledge, no works study attribute inference on RL or DM.

### 3 Methodology

Having gained an overview of the existing threat models in AI security research, we can now design a questionnaire and decide on a target group to recruit from to assess practical AI threat models. In this section, we first describe the questionnaire design and content, the pretests, and the recruiting procedure, and conclude with the sample description.

#### 3.1 Questionnaire Design

We focused on questions concerning the accessibility of the model and data, as these are essential components of threat models (Sect. 2.1). Furthermore, previous work indicated access to models and data as a limiting factor [30]. As such questions can be sensitive, we opted for an anonymous survey with 43 questions. The questionnaire only contains multiple choice questions, checkboxes, and relevance rankings based on a Likert scale, allowing fast completion. Questions, descriptions, and the wording of answer options for multiple-choice questions were based on prior research. In the following, we detail references used for the questionnaire along its three parts, (1) demographics, (2) AI projects, and (3) AI security. The complete questionnaire can be found in the Appendix.

**Demographics.** We inquired the necessary data to compare to previous studies [30] and populations [42], including gender, age, educational background, company size, AI experience, industry areas<sup>1</sup> and team size [64]. We inquired about our participants' location based on dial codes to obtain privacy-preserving groups. These groups consisted of North, Central, and South America, North/Central, South, and East Europe, Africa, North, East, South/Central, and West Asia (with the Arabian Peninsula), and Australia and Oceania.

**AI projects.** In this part, we asked questions determining the threat models such as access to model components and sizes of the used data. Yet, we also inquired about other specifications such as the need for a domain expert, time constraints of the application, other specification of requirements for ML model [54, 64], and the possibilities to enforce constraints on the training data [64]. In case the participants worked with several AI-based projects, we asked them to focus on one for this part of the questionnaire.

**AI security.** This short, final part focused on the relevance of AI security, privacy, and a self-estimated likelihood of noticing an attack. We also asked whether participants had encountered an attack and what the attack consisted of [30].

#### 3.2 Pretests and Recruiting

After obtaining permission from our institution's ethical review board, we performed two rounds of pretests. All

pretesters had industry experience with AI (including ML and RL, for example) and were from the author's private networks. In the first two rounds, 6 participants (one female, five male) provided feedback. We received some minor comments, but no more significant required changes emerged. Three questions seemed to remain unclear at the end of these two rounds and were thus clarified and improved and then retested with four fresh testers. We implemented the changes their feedback agreed on. Afterwards, we implemented the survey in RedCap [34] and advanced to the recruiting state.

We advertised the study on social media channels such as Twitter and LinkedIn and initially reached out to personal contacts. We then followed previous studies approaches [30] and recruited within AI Slack communities (MLOps, MLSecOps, Pyladies) or contacted potential participants via LinkedIn. We did not impose specific selection criteria other than currently working with AI and did not share the questionnaire if potential participants stated to work only with ChatGPT. In other words, we tried to target practitioners directly involved with AI/ML models or data engineering. While our conclusions affect AI security, the questionnaire is independent of security questions, allowing us to draw from a broader population than previous studies [7]. This was confirmed as we received no feedback that the questions within the questionnaire were unknown to the participants, although we did not recruit for a security background. We opted against paying the participants to avoid money-driven participation. Still, many participants were eager to contribute due to their interest in the topic. Throughout the recruiting process, we monitored the gender ratio to ensure the sample remained representative.

We recruited for two and a half months<sup>2</sup> and allowed inputs for one more week to allow potential latecomers to participate. In total, 271 participants filled out our survey.

#### 3.3 Sample Description

A total of 271 participants filled out our questionnaire, of which 201 replied to all questions, and 70 submitted only part of the questionnaire. We do not exclude participants with partial replies. Instead, we report the fraction of participants not providing a reply for the question(s) discussed. Before we analyze the results, we describe the individual and organizational backgrounds of our participants and establish that our sample matches the larger population of AI practitioners.

**Individual background of participants.** Of our 271 participants, more than two-thirds (76%) were male, and 18.1% female, the remainder did not reply or did not want to disclose their gender. Albeit the sample is largely male, the ratio is comparable to similar studies [30] and representative of the larger population of AI practitioners [42].

The distribution of participants' age was primarily between 25 and 44, with most being between 25 and 34 (44.3%). As

<sup>1</sup>[https://en.wikipedia.org/wiki/Economy\\_of\\_the\\_United\\_States\\_by\\_sector](https://en.wikipedia.org/wiki/Economy_of_the_United_States_by_sector)

<sup>2</sup>Recruiting period: April, 21st to July, 6th, 2023.



before, this distribution matches similar studies [30, 42]. To maintain anonymity, we asked for our participants’ locations based on dial codes grouped into twelve areas. We received at least one participant from each area, our sample thus covers the entire globe. Most participants were from Southern (19.9%) and Northern Europe (28%) and North America (18.8%). The fewest participants were from Central America (0.4%), Russia/Mongolia (0.7%), and South America (1.1%). 7.4% did not provide a location. The distribution of academic degrees, with the largest group of master degrees (46.5%) roughly mirrors previous distributions [30, 42]. In terms of AI background, 5.2% were trained only, with most participants (37.3%) having 2-5 years of working experience in AI or ML. Almost as many (35.8%) worked for more than 5 years. Intriguingly, our distribution matches more closely the US-focused distribution than the global distribution of prior work [42], possibly showing a bias of our sample towards Western countries. In terms of team size, most of our participants worked in teams of 6-9 (27.3%) or 3-5 (25.5%) people, less in small teams (<3, 17%) or in teams of 10-15 (12.9%) or even larger than 15 people (14%). This contrasts previous studies [42], which report a quarter of their population in either very small or very large teams.

**Organizational background of participants.** Although three quarters (77.1%) of our participants’ companies were headquartered in North America or Europe, our sample also encompasses companies from Africa (2.2%), Latin America (0.4%), North (0.7%), West (3%), South (5.5%) and East Asia (2.5%) and Oceania (2.2%). Of these companies, roughly every tenth (9.2%) was in automotive or a supplier of automotive, about every eighth in cybersecurity (13.7%), and roughly every seventh in healthcare (15.5%). Other areas encompassed education (3.3%), arts and entertainment (3.3%), and finance and insurance (4.8%). The remainder were other areas. Concerning company size, most participants were from small companies (<50 employees, 34%). Second most were employed at large companies (>1,000 employees, 28.4%), the remainder were in between, coherent with previous studies [30, 42]. AI maturity also coincided with previous samples [30, 42]: Few (4.4%) participants stated to work indirectly with AI, most (51.7%) had models in production. Significantly fewer (17.7%) were getting models into production, starting development (11.3%), or evaluating use cases (7%).

## 4 Results

Knowing that our sample represents the underlying population, we analyze the information our participants provided. We start with the overall threat surface, match the individual attacks, and then report findings beyond specific attacks that help to reconcile security research and practical usage of AI.

**Overall threat surface.** We start with an overview of common access patterns to model and data as reported by our

Table 3: Most frequent knowledge or capabilities available to the attacker as reported by our participants. For the components training ( $X, Y$ ) and test data ( $X_t, Y_t$ ), model weights ( $\omega$ ), and model outputs ( $F(\omega, x)$ ), we depict availability to 3rd party (●), under access control (◐), and none (○).

	$X, Y$	$X_t, Y_t$	$\omega$	$F(\omega, x)$
20.3%	○	○	○	○
14.4%	◐	◐	◐	◐
12.5%	○	○	○	◐
5.9%	○	●	○	○
2.6%	◐	●	◐	◐
2.6%	◐	◐	○	◐
2.2%	●	●	●	●

participants. Our results show that these access patterns can be summarized as all-or-nothing.

**Attack specific threat models.** We then investigate the six attacks mentioned in the previous section. As some of these attacks share significant parts of their threat models, we discuss them together. For example, poisoning and backdoors are discussed together as they both occur during training (Sect. 4.2.1). All other attacks take place at test time (Sect. 4.2.2), where membership inference and attribute inference are grouped together as they are both related to privacy (Sect. 4.2.3). For each attack, we compare if the scientific threat model matches our sample’s statistics. This was always the case, although there were also significant mismatches.

**AI security beyond specific attacks.** Afterwards, we analyze specific details of AI usage in practice that affect AI security research. To this end, we discuss factors like dataset sizes, involvement of domain experts, real-time requirements (Sect. 4.3.1), library usage (Sect. 4.3.2), and finally which factors influenced access to AI systems (Sect. 4.3.3). As for the individual attacks, we find both alignments as well as significant mismatches.

### 4.1 Overall Threat Surface

Before we investigate individual attacks, we describe the overall threat surface by investigating which access patterns are frequent within our sample.

**Threat surface.** We compared the threat models commonly used in research, and as introduced in Section 2.1 and visualized in Table 2 with the replies of our participants in Table 3. In this table, we reported access in practice to training data ( $X, Y$ ), test data ( $X_t, Y_t$ ), the model’s parameters ( $\omega$ ), and the classifier’s outputs ( $F(\omega, x)$ ) (Q23-Q26). We are interested in *frequent combinations* of allowed access. 62 participants, or 22.3%, did not provide a reply in at least one field. The remainder did provide a reply to all four questions. Most participants, or a fifth (20.3%), kept all four inaccessible.

ble. The second largest combination, with 14.4%, held all four properties under access control. The third largest group with 12.5% was not accessible, but model outputs were visible under access control. Smaller groups contained varying combinations, including or excluding access from third parties. Overall, 23.2% reported at least one property as publicly accessible, translating to over 70% in total who held their model or data either inaccessible or under access control. Depending on whether a business partner is seen as a trusted party or a potential attacker, this showed a rather small threat surface, which we will discuss more in detail for individual attacks in the following section.

**Take away—Overall threat surface.** Assuming that business partners are benign, the number of models with public access to model (outputs) or data is around 30%, showcasing the need to study attackers with minimal knowledge.

## 4.2 Attack Specific Threat Models

Having described the overall practical attack surface, we now focus on the individual attacks’ threat models. We study the six most studied attacks, which we regroup to take into account threat model similarities. We start with training time attacks and review both poisoning and backdoor attacks. Afterwards, we focus on test-time attacks like evasion attacks and model stealing and finally discuss privacy breaching attacks like membership inference and model stealing.

### 4.2.1 Training-Time Attacks

Both poisoning and backdoor attacks rely on perturbing the training data to affect the resulting model (compare Table 2). Consequently, the question is in how many cases the training data is accessible (Q23). Our participants stated that in 57.1%, the training data was not accessible at all, in 34.4% cases it was accessible using credentials, and only in 8.5%, the data was publicly accessible.

These numbers reflect access to the final training data—it might still be possible to tamper with the data at its public origin; when data comes for example from the internet. To this end, we investigated combinations of inaccessible training data (Q23) and the percentage of training data from public sources (Q28). Here, 100% corresponds to the subset of all participants who reported that their training data was not accessible. The largest group (47.1%) kept their data inaccessible and did not use any data from public sources. Yet, 6.6% stated that 1%-5% of their training data came from public sources. The same held for 5%-10% (9.1%), 10%-15% (4.1%), and 25%-50% (5%) training data from public sources. Also, higher percentages like 50%-75% (7.4%) or higher than 75% (10%) of the training data were from public sources even

Table 4: Comparing assumptions about alterable training data from academia in poisoning [17] and backdoor [17] papers to our participants’ reports. We first state the percent of training data that can be altered, then the amount of poisoning and backdoor papers applying the specific assumptions. Finally, we show the percentage of participants in our sample that stated this amount of data was alterable. The two percentages marked with \* were misaligned with our questionnaire and were thus estimated.

Percent training data altered	# Poisoning papers [12, 17]	# Backdoor papers [17]	Our findings
>30%	3	—	* <30.3%
10-30%	13	20	* <10.7%
<10%	1	12	20.4%
0	—	—	30.3%

if the resulting data was inaccessible, outlining the need for a complex consideration of practical data security risks.

On the other hand, only 18% of our participants reported that more than 50% of the data stemmed from public sources or that they were unsure how much came from public sources. This may indicate that from a practical point of view, relying on high percentages of clean data for defenses is possible. Yet, data quality may then be a problem, and this may be a poor security design choice.

**Poisoning.** Cinà et al. [17] surveyed the percentage of training data an attacker altered in poisoning. Albeit their analysis focused on vision tasks, their overview gave us intuition about common assumptions taken for poisoning. Of their analyzed 16 poisoning papers, the majority (13) tampered with 10-30% training data. The remaining 3 papers altered even more data, no paper less. We compared these numbers to the percentage of training data from public sources (Q28), knowing the amount of accessible training data was low. In our sample, either a large fraction of the data came from public sources or none. This contrasts with the existing poisoning threat models, where most papers studied a setting altering 10-30% training data. Many poisoning papers thus studied settings that seem rare in practice according to our sample.

**Backdoors.** Analogous to poisoning attacks, the same survey [17] also covered backdoor attacks. Of 32 systematized papers, about two-thirds (20) tampered with 10-30% of the training data. While no paper altered more data, the remaining 12 papers perturbed less than 10% data. As before, we compared these results to the percentage of training data from public sources (Q28). As before, the heavily studied middle range (10-30%) was the least common in practice.

Another factor in backdoors is that to submit a backdoor, access to the test data must be possible for the attacker (compare Table 2). We thus investigated combinations of training and test data access within our sample and visualized the results in Figure 1. Of all our participants, 6.6% reported training

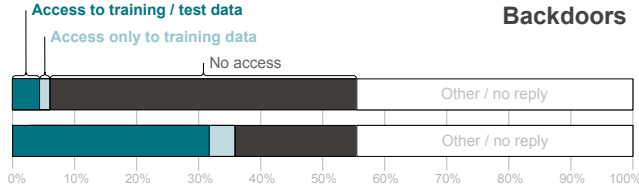


Figure 1: Backdoor threat model in percent of our participants’ replies. We distinguish 3rd party access (top) and access with credentials (bottom). White denotes incomplete data or an irrelevant threat model (e.g., only accessible test data). Black represents no access, **turquoise** the backdoor threat model in academic research. **Light turquoise** denotes insufficient access for backdoors, but sufficient access for poisoning attacks.

data was accessible to a 3rd party. However, adding the constraint of accessible test data, this reduced to 4.4%, showing a low attack surface towards backdoors. When we considered settings under access control, these numbers increased. Then, in 33.2% of the cases, the training data was accessible. This percentage decreased to 31.7% when both training and test data were accessible. While the setting where only training data is available was rare, corresponding works exist. They fall within the class of poisoning (as discussed above) or implement backdoors that do not rely on a trigger but instead target a small group of clean samples [17, 26]. Of 32 papers, 10 rely on this specific threat model [17].

Another assumption often made in backdoor attacks is that practitioners rely on existing models and fine-tune these. We combined the information provided by Cinà et al. [17] about the fine-tuning setting and our participants’ replies (Q21). Of the 32 backdoor papers, 12 dealt with a fine-tuning setting, e.g., the user took an external model and fine-tuned this model on internal data. Almost half of our participants (48.1%) stated to use third-party models and then fine-tune them. Only about a quarter denied using any third-party models (24.3%). This setting was studied in 12 (37.5%) of the backdoor papers. These findings highlight the need to study security risks both for pre-trained and for end-to-end training, as is currently the case. Furthermore, backdooring or poisoning a model used later on circumvents accessing the training data.

While there are notable exceptions of papers assuming very small poisoning/backdoor percentages of less than 3% in vision [12, 33], object detection [48], and point clouds [77], more such work is needed. Furthermore, we currently do not know which quality checks are put upon public data, and how an attacker could circumvent these checks.

Table 5: Comparing assumptions about used test queries in black-box attacks [50] and model stealing [57] papers. We first state the number of queries that can be submitted, then the amount of black-box evasion and model stealing papers assuming the specific amount. Finally, we state how many participants stated this amount of queries could be submitted. \* indicates that attacks may be possible via transferability.

Possible queries	# Evasion black-box papers [50]	# Model stealing papers [57]	Our findings
0	*	—	36.5%
<100	2	5	15.6%
100-1k	8	9	4.8%
1k-100k	1	16	7.4%
>100k	—	10	1.1%
∞	11	40	15.5%

**Take away—Training time attacks.** We find evidence that assumptions of poisoning and backdoor threat models are met in practice. Yet, while data can often not be accessed directly, poisoning and backdooring may be executed via public data sources. Our participants also reported frequent (about 50%) use of third-party models which are then fine-tuned.

#### 4.2.2 Test-Time Attacks

Evasion, model stealing, and privacy-based attacks target a model at test time (as visualized in Table 2). They are thus similar as they require the submission of test inputs and observing the model’s outputs. Before we cover these attacks individually, we examine these requirements in general.

In terms of test data access (Q26), almost half (45%) of our participants reported that the samples were not accessible at all, almost a quarter (23.2%) that the test data was under access control, and only 5.1% percent that their test data was publicly accessible. The model itself (Q24) was not accessible for half (49.8%) of our participants, and accessible using authentication in one quarter (25.8%) of our participants. In 7.7%, the model was publicly available. Model outputs (Q25) were available more readily: outputs were not accessible in only roughly one quarter (23.6%) of the cases, accessible under access control in one-third (35.4%) of the cases, and freely available in one-fifth (19.2%) of the cases.

Analogous to the training data, data not accessible directly may be altered when coming from untrusted sources (Q27). We again investigated frequent combinations. The most frequent combination was (14%) no test data from public sources when the test data was not accessible. The second most frequent combination with 2.2% was inaccessible test data where more than 75% stems from untrusted sources. No other combination occurs more than 2% or 5 times in our data.

To understand how many queries could be submitted at test

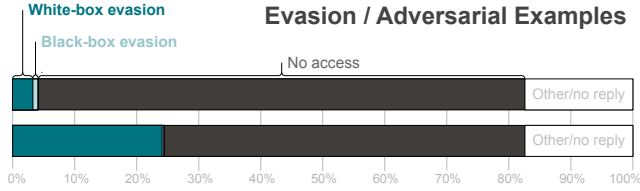


Figure 2: Evasion threat models in percent of our participants’ replies. We distinguish 3rd party access (top) and access with credentials (bottom). White denotes incomplete data or an irrelevant threat model (e.g., only model accessible). Black represents no access, **turquoise** white-box and **light turquoise** black-box evasion threat models.

time (Q33) when the model was publicly accessible, we again examined frequent combinations. The most frequent combination (8.9%) is public model access with an unconstrained amount of queries. This was followed by (4.1%) 10-100 queries, (1.8%) 100-1,000, and (1.8%) 100,000-100,000,000 queries. All other combinations occurred less than 5 times. This roughly mirrored the overall reply distribution of Q33: Most participants granted no, few, or unlimited queries.

**Take away—Test time attacks.** Compared to the training data, the threat surface is larger at test-time but is still small when assuming that business partners are benign. Queries to accessible models are either very constrained or unconstrained.

To be able to cover each attack’s specialties, we now analyze the specific threat models individually.

**Evasion.** Many evasion attacks assume access to the model and the model’s in- and outputs to alter predictions [9, 19, 28, 49] (see also Table 2). We examined these threat models and visualized our participants’ replies in Figure 2. We found that 3rd party access to all of these three features (Q24-Q26) was rare and only reported by 3.3% of our participants. If we dropped the white-box constraint and permitted the attacker to not consider the model, this percentage increased slightly to 4.1%. Assuming that we ignored model outputs (e.g., submitting an attack blindly without knowing whether it succeeded), yielded 5.1%. When we consider the setting where the attacker obtained access tokens, these percentages were significantly higher. Then, 24.4% allowed white box access, 26.6% black-box, and 33.6% blind attacks. The in practice vulnerable amount of models is thus small in terms of percent, but white-box attacks are possible in practice. Intriguingly, moving from white- to black-box attacks only slightly increased the number of vulnerable systems.

We thus focus on black-box attacks [9, 18, 25, 50] and the number of queries needed for an attack (Q33). For this analysis, we relied on the overview of Mahmood et al. [50]. For the sake of this comparison, we ignore whether attacks are targeted or untargeted and whether hard or soft labels are

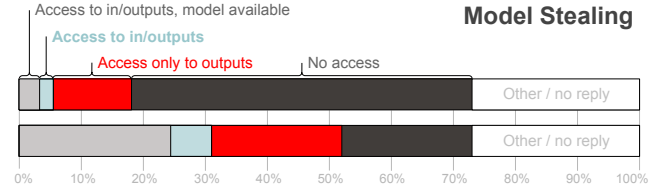


Figure 3: Model stealing threat model in percent of our participants’ replies. We distinguish 3rd party access (top) and access with credentials (bottom). White denotes incomplete data or an irrelevant threat model (e.g., only test inputs are accessible). Black represents no access, **turquoise** denotes the academic threat model, **gray** that the attack is obsolete as the model is available. **Red** denotes a rarely studied threat model.

required, and report the minimal empirical amount of queries documented [50] in Table 5. Few (2) papers operated in the most frequent setting (15.6%) with less than 100 queries allowed. Most papers (8) needed 100-1,000 queries, which is the range least often (4.8%) reported by our participants. One paper operates in the range of 1,000-100,000 queries, which is slightly more frequent (7.4%). On the other hand, 15.5% of our participants stated to allow infinitely many queries. In this sense, access to AI systems in practice was all-or-nothing, with few test queries or indefinitely many. Research, in contrast, focused on the middle amount of queries, possibly as a consequence of decreasing the number of queries needed. An in-depth understanding of the required queries to attack a model is subject to ongoing research [25]. In addition, our work is a call for transferability studies, when neither model nor data are known, as uttered by Sheatsly et al. [66]. Such a setting (attacking only via test data) was most practical according to our participants.

**Take away—Evasion.** Current industrial models are vulnerable against white-box evasion in 3-24% of the cases. Often, the model is not available; and either very few or an unconstrained number of queries is granted, whereas research assumes a moderate query number. Finally, in some cases only data can be submitted without model feedback, highlighting the need to deepen our understanding of transferability.

**Model stealing.** Model stealing attacks target the model via test inputs and outputs [57] (Q24-Q26; see Table 2). We examined this threat model in practice and plotted the following percentages in Figure 3. 18.1% of our participants reported that public access to their model outputs is possible. Most model stealing attacks [57, 57, 74] required to submit specific queries, decreasing this percentage to 5.5%. In more than half of these 5.5%, or 3.3%, the model itself was however also accessible, defeating the purpose of the attack. Intriguingly, when considering both 3rd party access and models under access control, model stealing was possible in 31% of the



cases. However, in 24.4%, the model would also be accessible. Under these assumptions, only the model outputs would be available in half (52%) of our participants’ systems. The number of cases where model stealing assumptions are met is thus low—instead, it would be beneficial to study model stealing attacks that are purely based on observing the outputs of samples that are not under the attacker’s control, as somewhat studied by Papernot et al. [59].

An additional factor in model stealing is, analogous to black-box attacks, the submittable number of queries to the target model (Q33). As before, we compared the number of queries reported by Oliynyk et al. [57] to our sample in Table 5. Most of the 40 papers surveyed required between 100 and 100,000 queries, exactly the numbers our participants reported the least frequently. Only five papers relied on less than 100 queries and thus fell within a larger (15.6%) percentage of our sample. While we so far ignored that not all papers report their sample complexity [57] and precision of the attack may vary [57], we further investigate the relationship between the number of queries allowed and model complexity (as approximated by input size, Q29). There is no statistically significant correlation between these two features. The most frequent combinations of replies were with 10.7% inputs of size 100-1k, 9.3% 10-100, and 6.3% no applicable feature size, each with less than 10 queries. Both an input size of 10-100 with 10-100 queries and not applicable input size with unconstrained inputs occurred in 4.1%. All other combinations appeared ten times or less in the responses, with 24.4% responses not being analyzed due to missing data.

**Take away—Model stealing.** Model stealing can be carried out in practice. Yet, in many cases where input and output are accessible, the model is accessible, too. According to our sample, a relevant setting for model stealing attacks is only output visibility, without the possibility of submitting test queries. In addition, most attacks study infrequent numbers of queries, as either more or fewer samples are granted commonly. More work is needed to understand the relationship of amount of queries and model complexity in practice.

### 4.2.3 Privacy Attacks

We here discuss the two attacks inferring training data properties, first membership inference and then attribute inference.

**Membership inference.** Membership attacks use test queries and their corresponding output from the target model to infer information about the training data [35, 39] (Q23, Q25, Q26; see Table 2). We visualize the practical threat models at the top of Figure 4. 18.8% of our participants granted 3rd party access to their model outputs. When combined with accessible test data, this decreased to 5.2%. Analogous to model stealing, of this 5.2%, in 3.7% percent or in more than half of the cases, the training data was then public, too. Assuming the attacker

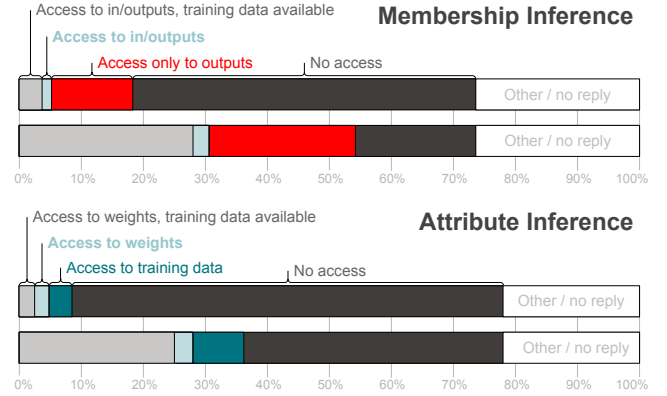


Figure 4: Membership and attribute inference threat models in percent of participants’ replies. We distinguish access for 3rd parties (top) and with credentials (bottom). White denotes incomplete data or irrelevant threat models, black represents no access, turquoise denotes the academic threat models, gray means that the attack is obsolete as the training data is available, too. For membership, red denotes a threat model not studied so far. In case of attribute inference, turquoise denotes the property can directly be inferred from the training data.

has access credentials, 54.2% allowed access to test outputs and 30.6% to test inputs and outputs. In almost all cases where privacy attacks could be mounted, the data would be accessible as well (28%). Independently, most membership attacks [35] assumed one input and output per training point to determine membership. As the number of queries was often less than 100 in practice, it would be beneficial to understand if membership can be inferred for several points at once.

**Property inference.** Property inference attacks derive from the model’s weights properties of the training data [39] (Q25, Q23; see Table 2). Analogous to previous observations, 69.5% of the participants give no access and 4.8% grant 3rd party access to their weights. In 2.5% of these cases, however, the training data is then publicly available. These numbers rise for access by credentials to 28% available model weights, where in 25% the training data is available, too.

**Take away—Privacy attacks.** Membership and property inference can be carried out in practice. In many cases where threat models apply in practice, the data was however accessible, too. According to our sample, it would be beneficial to study membership attacks with fewer attacker capabilities: only access to outputs or access to very few in- and outputs.

## 4.3 AI Security Beyond Specific Attacks

There is more to learn from our survey respondents than attack-specific threat models. This section presents informa-

Table 6: A summary of the data properties as reported by our participants. We denote the sample size in the number of features  $x$  and the size of the training set  $|X, Y|$ . In addition, we give examples of academic datasets of similar dimensions.

	size of $x$	$ X, Y $	Example dataset
9.6%	10-100	$10^5$ - $10^8$	
9.6%	$10^2$ - $10^3$	$10^3$ - $10^5$	(Fashion) MNIST [45, 78]
7.8%	10-100	$10^3$ - $10^5$	Iris [3], Wine [3], Spam [3]
7%	$10^2$ - $10^3$	$10^5$ - $10^8$	
5.5%	$10^3$ - $10^5$	$10^2$ - $10^3$	CIFAR [44], Drebin [2]
5.5%	other	$10^3$ - $10^5$	
5.2%	other	other	Open AI Gym [11]

tion that either supports existing work or can be used to support future, realistic AI threat modeling. To this end, we first discuss factors like common dataset sizes, involvement of domain experts, real-time requirements, library usage, and finally which factors influenced given access to AI systems.

#### 4.3.1 Practical Challenges for AI Security Research

To better align AI security research and practice, we discuss relevant information to make future work in AI security more practical. To this end, we review which data types are commonly used in industry, and then discuss practical challenges on both the attack and defense side.

**Common dataset sizes.** We investigated the most frequent dataset properties in terms of feature size (Q29) and training set size (Q30) in Table 6, as data dimensionality (e.g., number of features) and samples may influence security [76]. Considering both questions in combination, 59 participants (21.8%) did not reply to one of the questions. Overall, the data size was very diverse. Yet, small input sizes (10-100 or  $10^2$ - $10^3$ ) were prevalent. Only considering Q29 about feature sizes, over fifty percent of our participants reported a small number of features (10-100 (27.2%) or  $10^2$ - $10^3$  (25.8%)). Also, non-quantifiable data was frequent (16%), as also visible in Table 6. These sizes match datasets such as CIFAR [44], CelebA [47], and Open AI Gym [11]. We also found dimensions of datasets that were used heavily before, including MNIST [45], Drebin [2], and smaller datasets like Iris [3], Wine [3], and Spam [3]. Overall, frequent datasets in practice were smaller than current academic datasets: there were no image-net [20] like datasets in Table 6. Many practitioners worked thus with smaller data in terms of features (with a potentially large number of samples) which has, to the best of our knowledge, not been studied in depth yet.

**Attack and mitigation challenges.** We investigate two more properties that potentially affect AI security. First, we asked our participants whether they relied on a domain expert (Q15). The presence of an expert may imply that also to attack, specific knowledge is required to constrain for example feature

changes. A large fraction (37.8%) of our participants reported relying on domain experts. An additional 4% wanted to work with one but did not find someone yet. Domain knowledge should thus be considered when studying AI security.

Furthermore, we inquired whether our participants required real-time responses to their AI-based systems (Q17). Such a requirement affects the overall time that is available to defenses. Only 11% of all participants reported that their applications were *not* time-critical at all, but only about a third (35.8%) required real-time results. This shows the need for mitigations to cope with time constraints.

**Take away—General threat modelling.** Current research datasets match practical settings. Yet, some are in practice smaller in features than current academic counterparts, outlining the need to also study data security for a few features and many samples. Furthermore, our results emphasize the need to study constraints in terms of expert knowledge or time.

#### 4.3.2 Code Libraries as a Security Factor

While libraries are acknowledged as a relevant security factor in other areas than AI security [60], few works study AI security about libraries [16, 31, 37, 69, 70]. We briefly state our results here as to whether our participants used libraries.

**Vulnerabilities via AI libraries.** A recent strain of attacks relies on manipulated libraries [31, 69] to affect the order of data [69] or the initial weights of a target model [31]. To assess the feasibility of such attacks, we inquired how models are developed in terms of code (Q19). While almost all participants (90.5%) developed models using self-written code, they further relied on additional tools. Such tools included open-source code (88.8%) or proprietary solutions (36.5%). While the aforementioned attacks are complex as a tempered library has to be placed on the victim’s machine first, it might be worthwhile to investigate whether hashcodes and other security measures are in place to prevent similar attacks.

**Energy saving libraries.** Several recent works increase the run-time of deep learning models under the assumption that these models use energy-saving soft- or hardware [16, 37]. To verify that this is the case also in practice (Q22), we inquired about the use of energy-saving libraries, software, or self-written code. More than a third of our participants confirmed using such methods (34.3%), with almost an additional quarter (24%) stating that they sometimes relied on these techniques. Roughly a third (31.4%) reported not to rely on energy saving. With the constraint that to the best of our knowledge, there is currently no understanding of whether attacks transfer between different energy-saving methods, it seems worthwhile to investigate the security of such libraries further.

**Take away.** Libraries can be security relevant for AI.

### 4.3.3 Factors Determining Practical Threat Models

Finally, we review potential factors that influence security factors such as access control (Q23-Q26), fractions of public training (Q28), and test data (Q27), submittable queries (Q32), and usage of pre-trained models (Q21). We tested several candidate variables, such as AI knowledge (Q5), security knowledge (Q6), AI security knowledge (Q7), company size (Q10), and AI maturity (Q14) and computed the Spearman correlation to determine relationships. Most of these combinations were not statistically significant ( $p > 0.05$ ), with a few notable exceptions, as visible in Table 7.

**AI maturity and company size.** In our sample, AI maturity affected how much test and training data came from public sources, and whether access was constrained to test outputs. More concretely, in the case of the training ( $-0.24$ ,  $p = 4.8e^{-07}$ ) and test ( $-0.34$ ,  $p = 0.0005$ ) data, the correlation was negative. A negative correlation indicated that more mature companies tended to collect less data from public sources. Both AI maturity ( $0.17$ ,  $p = 0.009$ ) and company size ( $0.18$ ,  $0.009$ ) correlated positively with the granted access to test outputs. In other words, both more mature and larger companies are thus more restrictive concerning model outputs.

**AI security and AI knowledge.** Also AI security knowledge influenced the access of the model’s outputs. Intriguingly, this correlation was negative ( $-0.15$ ,  $p = 0.4$ ), indicating that more knowledge of AI security correlated with granting more access to test outputs. In addition, AI knowledge affects, analogous to AI maturity, how much training ( $-0.23$ ,  $p = 0.001$ ) and test data ( $-0.23$ ,  $0.001$ ) were sourced from public places. As with AI maturity, this correlation was negative. This indicated that as practitioners were more knowledgeable, less data stemmed in either case from public sources.

A few factors measured in our survey affected security-relevant features like access to the model, model components, or data. A possible explanation is that these are influenced by factors not considered in this survey, for example, business models or the application or industry area. In contrast, data collection practices are correlated to AI knowledge and the AI maturity of the company.

**Take away.** AI security-relevant factors are not correlated to AI or AI security knowledge in our sample. Both AI maturity and AI or AI security knowledge influence whether data comes from public sources.

## 5 Limitations

In this section, we discuss the limitations of our study. We first describe sample limitations, then proceed to discuss limitations within our questionnaire, and conclude the section by discussing methodological limitations.

**Sample limitations.** Our sample is biased towards the global north, especially Europe, and is limited to English-speaking

Table 7: Analyzing the factors that influence relevant factors of threat model properties. We denote a positive correlation with  $p$ , a negative correlation with  $n$  and the absence of a statistically significant relationship with  $-$ .

	AI Knowl.	Security Knowl.	AI Sec. Knowl.	Company Size	AI Maturity
Access (X,Y)	-	-	-	-	-
Access $\omega$	-	-	-	-	-
Access (X <sub>t</sub> ,Y <sub>t</sub> )	-	-	$n$	$p$	$p$
Access F ( $\omega$ ,x)	-	-	-	-	-
Pretrained F	-	-	-	-	-
(X <sub>t</sub> ,Y <sub>t</sub> ) from public	-	-	-	-	$n$
(X,Y) from public	$n$	-	-	-	$n$
# queries	$n$	-	-	-	-

practitioners. Albeit we managed to recruit over 250 participants, we could not find reliable and consistent scientific references to estimate the global target population of industrial practitioners working with AI. However, for a population larger than 50,000, and a confidence interval of 95%, our sample’s margin of error lies around 6%. Reducing this margin significantly to a few percent, for example 2%, would require several thousand participants. Furthermore, in terms of demographics, our sample matches the overall population [42] rather well 3.3. Given that our goal is to identify conceptual mismatches of threat models in the wild compared to research, we find this margin of error acceptable.

**Questionnaire limitations.** Despite our best efforts and many pretests, some questions could not be used for our analysis. This included information on the detectability of attacks (Q40) and questions where we inquired information about the secrecy of the input encoding (Q18), the expected performance (Q34), and the ease to assess the quality of training data (Q35). These questions would have helped to determine the difficulty an attacker faces when targeting a model. We relied on responses on a scale from 1 to 100, but the distribution of replies matched a normal distribution with a mean of 50 and quartiles around 25 and 75, indicating that the questions did not contain enough information for analysis. We leave a detailed study of these aspects for future work.

**Methodological limitations.** We did not review the entire body of AI security work for our analysis. Given that there are several thousand research articles about AI security<sup>3</sup>, this endeavor is beyond a single paper. We instead rely on surveys [16, 35, 39, 50, 57] representing the state of the art for different attacks. We chose these surveys explicitly as they reviewed properties related to the threat models of the analyzed attacks. Some of these surveys focus on specific areas like computer vision [17]. The scope of our comparison is thus limited and may be biased. As before, we reason that this overview is sufficient to identify conceptual gaps. In addition, the success of some attacks depended on factors like

<sup>3</sup><https://nicholas.carlini.com/writing/2019/all-adversarial-example-papers.html>

memorization or overfitting (membership inference) [81]. As these are complex phenomena, we opted against including them in our questionnaire. While this limits our insights on these attacks, we leave this aspect for future work.

Independently, the practical threat models we discuss represent a momentary picture of how AI is applied in practice. Usage may change over time, resulting in evolving threat models, which should be monitored over time. Finally, AI usage is strongly dependent on the context of a specific application, which we do not cover but leave for future work.

## 6 Implications and Future Work

Having discussed the limitations, we are ready to discuss the implications and implied future work of our study. As the most important implication of our work is directing future research in AI security, we first discuss these research directions. Afterwards, we discuss additional implications, concerning AI regulation and AI security in practice. Where applicable, we also delve into future work for these latter implications.

### 6.1 Future Work in AI Security

We found several gaps between the academically studied threat models and practical AI usage (Sect. 4). Consequently, most of our implications translate to direct recommendations of previously overlooked aspects. In this section, we attempt to give the big picture by combining our findings for each attack, listing open questions alongside. At the end of the section, we summarize insights that go beyond individual attacks but reply to AI security in general.

**Poisoning and backdoors.** Poisoning and backdoor threat models apply in practice (Sect. 4.2.1). Further studies should focus on ending the arms-race and deepening our knowledge of defense trade-offs [17]. At the same time, current percentages of frequently altered training data are not well aligned with the percentages reported by our practitioners (Sect. 4.2.1). Although some practitioners currently report high training amounts from public sources, this is deemed to decrease as attacks or data quality problems occur. Finally, given that practitioners rely on fine-tuned pre-trained AI models (Sect. 4.2.1), corresponding risks need to be assessed [36].

**Evasion.** We found evidence of the applicability of (black-box) evasion threat models (Sect. 4.2.2), and recommend further study to end the arms-race [18, 73]. Still, more emphasis should be put on studying attacks that succeed without knowledge of the exact data and model outputs (Sect. 4.2.2). This is aligned with previous observations that “attackers don’t compute gradients” [1], as for gradients both input and output pairs are required. A similar perspective on this requirement is that more work is required on transferability. More precisely, and as stated by Sheatsly et al. [66], we should not only study model-to-model transferability, but also transferability

across different datasets. If queries are allowed, the number of queries should be minimized, ideally to less than 100, to reflect frequent settings in practice (Sect. 4.2.2). Frequently, there were also no limitations on the number of queries. Yet, adding such constraints is straightforward, and security assessments should not rely on changeable configurations.

**Model stealing.** We found evidence of the applicability of model-stealing threat models (Sect. 4.2.2). Future work should address the corresponding arms-race therein [57]. We further found a mismatch of used queries in model stealing and a mismatch for the attacker’s capabilities overall (Sect. 4.2.2). Consequently, we recommend reducing used queries, and not relying on currently reported high amounts of queries, similar to evasion. Furthermore, observing only outputs is more likely than submitting inputs. It may thus be beneficial to understand the limitations of retrieving information only by observing outputs [59]. In addition, more work should study how query number and model complexity relate in practice. Such results would also hold implications for other inference attacks based on test queries like inversion attacks [39] or model extraction [39].

**Membership and attribute inference.** We found evidence of the applicability of membership and property inference threat models in practice. We should thus address the ongoing arms race to defend such threats [39]. However, similar to other attacks, there is a significant gap, as often when model in- and outputs or weights are accessible, the training data is available, too (Sect. 4.2.3). In membership, we recommend investigating the limits of attacks being staged without control over the submitted test queries. For both attacks, more understanding of minimal knowledge attacks is required. This translates to inferring membership for several points from only one query.

**Security relevance of libraries.** We found evidence that energy-saving libraries are frequently (>33%) used in practice (Sect. 4.3.2). It would thus be beneficial to study sloth attacks, in particular with a focus on different energy-saving approaches, and whether attacks transfer across them or not. In addition, it is important to comply upfront with the corresponding constraints of practical training (Sect. 4.2.1) and test-time (Sect. 4.2.2) threat models.

**Attack cost and stealthiness.** Most AI systems and corresponding data are kept under access control (Sect. 4). Attacks, if carried out under access control, are most likely attributable to the submitting account. Consequently, there are costs attached to querying and attacking itself, in particular when the model is affected severely. Another aspect is the stealthiness of the altered data, which is already object to debate [27]. This stealthiness may also be related to domain knowledge (Sect. 4.3.1), where more work is required to understand the nature of these constraints and how frequently they occur in practice. This is also loosely related to the question of whether and to what degree the attacker needs to know the exact data distribution of the victim. Finally, stealthiness needs to be



studied in relation to human perception [23], but also in the context of the limitations of automated detection.

## 6.2 Practical Implications

Our research has however implications beyond the AI security research, which we discuss now.

**Regulatory and societal implications.** Assessing the true vulnerability of AI in practice has implications for regulation, as current proposals like the EU AI Act demand that training data be secure. For example, knowing few models are accessible to 3rd parties in practice (Sect. 4) may imply that similar requirements be a possibility to enhance security. A complete analysis of used access schemes is however most likely related to use-case, industry area, and other factors, and thus left for future work. We also took a first step towards understanding what influences security-relevant features of models (Sect. 4.3.3). More work is needed here as well. Yet, our results show that security is not a primary influence, implying that to make AI systems more secure, regulations are needed to prevent possible future incidents. Beyond regulation, assessing vulnerabilities helps to manage the risk of potential security incidents. Using our threat models (Sect. 4), the risk assessment of AI products in practice can now be completed as previously unknown settings can be studied. In this sense, our work has the potential to reduce what formerly were blind spots in AI systems.

**AI security in practice.** We find that all 6 attacks studied within the framework of AI security are theoretically possible in practice. The percentage of our 271 participants reporting the exact required access means to conduct current attacks is however small, potentially contributing to an explanation of formerly found low percentages of security incidents [30]. Furthermore, albeit common academic dataset specifications do occur in practice, many participants reported small feature sizes and large numbers of samples (Sect. 4.3.1). Understanding the effect of a small feature space with a potentially large amount of training is thus required. Analogously, we need to understand the limitations of knowing data at all in practice. In tasks such as malware detection, feature encodings are secret, limiting the attacker [9]. More work is needed to understand these limitations and how frequent they are in practice. Orthogonally, we recommend more work studying what influences the exact configuration of threat models in organizational contexts (Sect. 4.3.3). A deep understanding of which threat models are used in which cases could help to anticipate and mitigate vulnerabilities, but also understand which properties enable vulnerabilities in the first place.

## 7 Related Work

Several contributions criticize existing scientific threat models in AI security [1, 16, 24, 27]. To the best of our knowledge,

none of these works provides an overall picture of the research gap in AI security in practice.

Few works collect loosely similar information to our work, including Kaggle’s annual report about ML and data science [42], which provides information on, for example, the algorithms used in practice. Furthermore, Nahar et al. [54] investigated the origin of the used data, yet in a small qualitative sample. Dilhara et al. [21] studied the usage of libraries in ML-based code, but based their study on available repositories, not industry applications. Other authors examined the practical usage of third-party tools and found that almost three-quarters use such tools [62]. The same authors [62] show that the same tools may cause AI failures. Yet other works focus on the influence data engineers have on data requirements [54], or investigate why the number of deployed AI security mitigations in practice is rather low [53].

Previous works reported low [10] to medium [30] AI security concern by industrial practitioners—our work indicates that this impression may stem from an indeed small attack surface due to little granted access to AI models in practice.

## 8 Conclusion

We took a significant step towards more practical AI security research. We surveyed common threat model properties in practice, including data and model access, the number of queries, and data from public sources. We then matched this information to 6 threat models from AI security research. Our findings have implications for current legislative attempts like the EU AI Act that require security and vulnerability assessments of AI systems. We also set previously low numbers of AI security incidents into context and paved the way towards a deep understanding of the security of AI-based products in practice. Most importantly, while academia, despite criticism, has elaborated valid threat models, we also identify significant gaps. In general, current threat models are too generous about training data access or test time queries. The prevailing assumptions on attacker knowledge in, for example, model stealing, and membership and attribute inference are too generous. Our paper is thus a call for action for more practical threat models in AI security research.

## Acknowledgments

The authors thank the participants for supporting this study and the numerous helpers who shared our survey.

## References

- [1] Giovanni Apruzzese, Hyrum Anderson, Savino Dambra, David Freeman, Fabio Pierazzi, and Kevin Roundy. Position: “real attackers don’t compute gradients”: Bridging the gap between adversarial ml research and practice. In

*IEEE Conf. on Secure and Trustworthy Machine Learning*. IEEE, 2022.

- [2] Daniel Arp, Michael Spreitzenbarth, Malte Hubner, Hugo Gascon, Konrad Rieck, and CERT Siemens. Drebin: Effective and explainable detection of android malware in your pocket. In *NDSS*, volume 14, pages 23–26, 2014.
- [3] Arthur Asuncion and David Newman. Uci machine learning repository, 2007.
- [4] Giuseppe Ateniese, Luigi V Mancini, Angelo Spognardi, Antonio Villani, Domenico Vitali, and Giovanni Felici. Hacking smart machines with smarter ones: How to extract meaningful data from machine learning classifiers. *Int. Journal of Security and Networks*, 10, 2015.
- [5] Marco Barreno, Blaine Nelson, Russell Sears, Anthony D Joseph, and J Doug Tygar. Can machine learning be secure? In *CCS*, pages 16–25, 2006.
- [6] Vahid Behzadan and Arslan Munir. Vulnerability of deep reinforcement learning to policy induction attacks. In *Int. Conf. on Machine Learning and Data Mining in Pattern Recognition*, pages 262–275. Springer, 2017.
- [7] Lukas Bieringer, Kathrin Grosse, Michael Backes, and Katharina Krombholz. Mental models of adversarial machine learning. In *SOUPS*, pages 97–116, 2022.
- [8] Battista Biggio, Blaine Nelson, and Pavel Laskov. Support vector machines under adversarial label noise. In *ACML*, 2011.
- [9] Battista Biggio and Fabio Roli. Wild patterns: Ten years after the rise of adversarial machine learning. *Pattern Recognition*, 84:317–331, 2018.
- [10] Franziska Boenisch, Verena Battis, Nicolas Buchmann, and Maija Poikela. “i never thought about securing my machine learning systems”: A study of security and privacy awareness of machine learning practitioners. In *Mensch und Computer*, pages 520–546. 2021.
- [11] Greg Brockman, Vicki Cheung, Ludwig Pettersson, Jonas Schneider, John Schulman, Jie Tang, and Wojciech Zaremba. Openai gym. *arXiv:1606.01540*, 2016.
- [12] Nicholas Carlini. Poisoning the unlabeled dataset of semi-supervised learning. In *USENIX Security*, pages 1577–1592, 2021.
- [13] Kangjie Chen, Shangwei Guo, Tianwei Zhang, Xiaofei Xie, and Yang Liu. Stealing deep reinforcement learning models for fun and profit. In *Asia CCS*, pages 307–319, 2021.
- [14] Xinyun Chen, Chang Liu, Bo Li, Kimberly Lu, and Dawn Song. Targeted backdoor attacks on deep learning systems using data poisoning. *arXiv:1712.05526*, 2017.
- [15] Christopher A Choquette-Choo, Florian Tramer, Nicholas Carlini, and Nicolas Papernot. Label-only membership inference attacks. In *ICML*, pages 1964–1974. PMLR, 2021.
- [16] Antonio Emanuele Cinà, Ambra Demontis, Battista Biggio, Fabio Roli, and Marcello Pelillo. Energy-latency attacks via sponge poisoning. *arXiv:2203.08147*, 2022.
- [17] Antonio Emanuele Cinà, Kathrin Grosse, Ambra Demontis, Sebastiano Vascon, Werner Zellinger, Bernhard A. Moser, Alina Oprea, Battista Biggio, Marcello Pelillo, and Fabio Roli. Wild patterns reloaded: A survey of machine learning security against training data poisoning. *ACM Comput. Surv.*, 55(13s), jul 2023.
- [18] Francesco Croce, Maksym Andriushchenko, Vikash Sehwag, Edoardo Debenedetti, Nicolas Flammarion, Mung Chiang, Prateek Mittal, and Matthias Hein. Robust-bench: a standardized adversarial robustness benchmark. In *NeurIPS Datasets and Benchmarks Track*, 2021.
- [19] Nilesh Dalvi, Pedro Domingos, Mausam, Sumit Sanghai, and Deepak Verma. Adversarial classification. In *KDD*, pages 99–108, 2004.
- [20] Jia Deng, Wei Dong, Richard Socher, Li-Jia Li, Kai Li, and Li Fei-Fei. Imagenet: A large-scale hierarchical image database. In *IEEE CVPR*, pages 248–255, 2009.
- [21] Malinda Dilhara, Ameya Ketkar, and Danny Dig. Understanding software-2.0: A study of machine learning library usage and evolution. *ACM Transactions on Software Eng. and Methodology (TOSEM)*, 30(4):1–42, 2021.
- [22] Khoa Doan, Yingjie Lao, Weijie Zhao, and Ping Li. Lira: Learnable, imperceptible and robust backdoor attacks. In *IEEE ICCV*, pages 11966–11976, 2021.
- [23] Gamaleldin Elsayed, Shreya Shankar, Brian Cheung, Nicolas Papernot, Alexey Kurakin, Ian Goodfellow, and Jascha Sohl-Dickstein. Adversarial examples that fool both computer vision and time-limited humans. *NeurIPS*, 2018.
- [24] Ivan Evtimov, Weidong Cui, Ece Kamar, Emre Kiciman, Tadayoshi Kohno, and Jerry Li. Security and machine learning in the real world. *arXiv:2007.07205*, 2020.
- [25] Washington Garcia, Pin-Yu Chen, Hamilton Scott Clouse, Somesh Jha, and Kevin RB Butler. Less is more: Dimension reduction finds on-manifold adversarial examples in hard-label attacks. In *IEEE Conf.*

- on *Secure and Trustworthy Machine Learning*, pages 254–270, 2023.
- [26] Jonas Geiping, Liam H. Fowl, W. Ronny Huang, Wojciech Czaja, Gavin Taylor, Michael Moeller, and Tom Goldstein. Witches’ brew: Industrial scale data poisoning via gradient matching. In *ICLR 2021*, 2021.
  - [27] Justin Gilmer, Ryan P Adams, Ian Goodfellow, David Andersen, and George E Dahl. Motivating the rules of the game for adversarial example research. *arXiv:1807.06732*, 2018.
  - [28] Abhiram Gnanasambandam, Alex M Sherman, and Stanley H Chan. Optical adversarial attack. In *ICCV*, pages 92–101, 2021.
  - [29] Maziar Gomrokchi, Susan Amin, Hossein Aboutalebi, Alexander Wong, and Doina Precup. Membership inference attacks against temporally correlated data in deep reinforcement learning. *IEEE Access*, 2023.
  - [30] Kathrin Grosse, Lukas Bieringer, Tarek R Besold, Battista Biggio, and Katharina Krombholz. Machine learning security in industry: A quantitative survey. *IEEE Transactions on Inf. Forensics and Security*, pages 1749–1762, 2023.
  - [31] Kathrin Grosse, Thomas A Trost, Marius Mosbach, Michael Backes, and Dietrich Klakow. On the security relevance of initial weights in deep neural networks. In *ICANN*, 2020.
  - [32] Tianyu Gu, Brendan Dolan-Gavitt, and Siddharth Garg. Badnets: Identifying vulnerabilities in the ml model supply chain. *arXiv:1708.06733*, 2017.
  - [33] Xingshuo Han, Guowen Xu, Yuan Zhou, Xuehuan Yang, Jiwei Li, and Tianwei Zhang. Physical backdoor attacks to lane detection systems in autonomous driving. In *ACM Int. Conf. on Multimedia*, pages 2957–2968, 2022.
  - [34] Paul A Harris, Robert Taylor, Brenda L Minor, Veida Elliott, Michelle Fernandez, Lindsay O’Neal, Laura McLeod, Giovanni Delacqua, Francesco Delacqua, Jacqueline Kirby, et al. The redcap consortium: building an int. community of software platform partners. *Journal of biomedical informatics*, 95:103208, 2019.
  - [35] Xinlei He, Zheng Li, Weilin Xu, Cory Cornelius, and Yang Zhang. Membership-doctor: Comprehensive assessment of membership inference against machine learning models. *arXiv:2208.10445*, 2022.
  - [36] Sanghyun Hong, Nicholas Carlini, and Alexey Kurakin. Handcrafted backdoors in deep neural networks. *NeurIPS*, 35:8068–8080, 2022.
  - [37] Sanghyun Hong, Yiğitcan Kaya, Ionuț-Vlad Modoranu, and Tudor Dumitraș. A panda? no, it’s a sloth: Slow-down attacks on adaptive multi-exit neural network inference. *arXiv preprint arXiv:2010.02432*, 2020.
  - [38] Information technology—Artificial intelligence—Guidance on risk management. Standard, Int. Organization for Standardization, Geneva, CH, March 2023.
  - [39] Marija Jegorova, Chaitanya Kaul, Charlie Mayor, Alison Q O’Neil, Alexander Weir, Roderick Murray-Smith, and Sotirios A Tsaftaris. Survey: Leakage and privacy at inference time. *IEEE Transactions on Pattern Analysis and Machine Intelligence*, 2022.
  - [40] Yujie Ji, Xinyang Zhang, and Ting Wang. Backdoor attacks against learning systems. In *IEEE CNS*, pages 1–9, 2017.
  - [41] Matthew Joslin, Neng Li, Shuang Hao, Minhui Xue, and Haojin Zhu. Measuring and analyzing search engine poisoning of linguistic collisions. In *IEEE S&P*, pages 1311–1325, 2019.
  - [42] Kaggle. State of machine learning and data science. <https://www.kaggle.com/kaggle-survey-2021>, 2021.
  - [43] Panagiota Kiourti, Kacper Wardega, Susmit Jha, and Wenchao Li. Trojdr!l: evaluation of backdoor attacks on deep reinforcement learning. In *DA Conf.*, pages 1–6. IEEE, 2020.
  - [44] Alex Krizhevsky, Geoffrey Hinton, et al. Learning multiple layers of features from tiny images. 2009.
  - [45] Yann LeCun, Léon Bottou, Yoshua Bengio, and Patrick Haffner. Gradient-based learning applied to document recognition. *Proceedings of the IEEE*, 86(11):2278–2324, 1998.
  - [46] Yen-Chen Lin, Zhang-Wei Hong, Yuan-Hong Liao, Meng-Li Shih, Ming-Yu Liu, and Min Sun. Tactics of adversarial attack on deep reinforcement learning agents. In *IJCAI*, pages 3756–3762, 2017.
  - [47] Ziwei Liu, Ping Luo, Xiaogang Wang, and Xiaoou Tang. Deep learning face attributes in the wild. In *ICCV*, 2015.
  - [48] Hua Ma, Yinshan Li, Yansong Gao, Alsharif Abuadbbba, Zhi Zhang, Anmin Fu, Hyounghick Kim, Said F Al-Sarawi, Nepal Surya, and Derek Abbott. Dangerous cloaking: Natural trigger based backdoor attacks on object detectors in the physical world. *arXiv:2201.08619*, 2022.

- [49] Aleksander Madry, Aleksandar Makelov, Ludwig Schmidt, Dimitris Tsipras, and Adrian Vladu. Towards deep learning models resistant to adversarial attacks. In *ICLR*, 2018.
- [50] Kaleel Mahmood, Rigel Mahmood, Ethan Rathbun, and Marten van Dijk. Back in black: A comparative evaluation of recent state-of-the-art black-box attacks. *IEEE Access*, 10:998–1019, 2021.
- [51] Ajay Mandlekar, Yuke Zhu, Animesh Garg, Li Fei-Fei, and Silvio Savarese. Adversarially robust policy learning: Active construction of physically-plausible perturbations. In *IEEE/RSJ Int. Conf. on Intelligent Robots and Systems (IROS)*, pages 3932–3939. IEEE, 2017.
- [52] Shike Mei and Xiaojin Zhu. The security of latent dirichlet allocation. In *Artificial Intelligence and Statistics*, pages 681–689. PMLR, 2015.
- [53] Jaron Mink, Harjot Kaur, Juliane Schmöser, Sascha Fahl, and Yasemin Acar. "security is not my field, i'm a stats guy": A qualitative root cause analysis of barriers to adversarial machine learning defenses in industry. In *USENIX Security*, 2023.
- [54] Nadia Nahar, Shurui Zhou, Grace Lewis, and Christian Kästner. Collaboration challenges in building ml-enabled systems: Communication, documentation, engineering, and process. *Organization*, 1(2):3, 2022.
- [55] Seong Joon Oh, Max Augustin, Mario Fritz, and Bernt Schiele. Towards reverse-engineering black-box neural networks. In *ICLR*, 2018.
- [56] Seong Joon Oh, Bernt Schiele, and Mario Fritz. Towards reverse-engineering black-box neural networks. In *Explainable AI: Interpreting, Explaining and Visualizing Deep Learning*, pages 121–144, 2019.
- [57] Daryna Oliynyk, Rudolf Mayer, and Andreas Rauber. I know what you trained last summer: A survey on stealing machine learning models and defences. *ACM Computing Surveys*, 2023.
- [58] Nicolas Papernot, Patrick McDaniel, and Ian Goodfellow. Transferability in machine learning: from phenomena to black-box attacks using adversarial samples. *arXiv:1605.07277*, 2016.
- [59] Nicolas Papernot, Patrick McDaniel, Ian Goodfellow, Somesh Jha, Z Berkay Celik, and Ananthram Swami. Practical black-box attacks against machine learning. In *Asia CCS*, pages 506–519, 2017.
- [60] Gede Artha Azriadi Prana, Abhishek Sharma, Lwin Khin Shar, Darius Foo, Andrew E Santosa, Asankhaya Sharma, and David Lo. Out of sight, out of mind? how vulnerable dependencies affect open-source projects. *Empirical Software Engineering*, 26:1–34, 2021.
- [61] Aravind Rajeswaran, Sarvjeet Ghotra, Balaraman Ravindran, and Sergey Levine. Epopt: Learning robust neural network policies using model ensembles. In *ICLR*, 2017.
- [62] Elizabeth M Renieris, David Kiron, and Steven Mills. Building robust rai programs as third-party ai tools proliferate. *MIT Sloan Management Review*, 2023.
- [63] Benjamin IP Rubinstein, Blaine Nelson, Ling Huang, Anthony D Joseph, Shing-hon Lau, Satish Rao, Nina Taft, and J Doug Tygar. Antidote: understanding and defending against poisoning of anomaly detectors. In *IMC*, pages 1–14, 2009.
- [64] Alex Serban and Joost Visser. Adapting software architectures to machine learning challenges. In *IEEE Int. Conf. on Software Analysis, Evolution and Reengineering (SANER)*, pages 152–163, 2022.
- [65] Ali Shafahi, W. Ronny Huang, Mahyar Najibi, Octavian Suci, Christoph Studer, Tudor Dumitras, and Tom Goldstein. Poison frogs! targeted clean-label poisoning attacks on neural networks. In *NeurIPS*, pages 6106–6116, 2018.
- [66] Ryan Sheatsley, Blaine Hoak, Eric Pauley, and Patrick McDaniel. The space of adversarial strategies. In *USENIX Security*, pages 3745–3761, 2023.
- [67] Reza Shokri, Marco Stronati, Congzheng Song, and Vitaly Shmatikov. Membership inference attacks against machine learning models. In *S&P*, 2017.
- [68] Reza Shokri, Marco Stronati, Congzheng Song, and Vitaly Shmatikov. Membership inference attacks against ml models. In *IEEE S&P*, pages 3–18, 2017.
- [69] Ilia Shumailov, Zakhar Shumaylov, Dmitry Kazhdan, Yiren Zhao, Nicolas Papernot, Murat A Erdogdu, and Ross J Anderson. Manipulating sgd with data ordering attacks. *NeurIPS*, 34:18021–18032, 2021.
- [70] Ilia Shumailov, Yiren Zhao, Daniel Bates, Nicolas Papernot, Robert Mullins, and Ross Anderson. Sponge examples: Energy-latency attacks on neural networks. *arXiv:2006.03463*, 2020.
- [71] Christian Szegedy, Wojciech Zaremba, Ilya Sutskever, Joan Bruna, Dumitru Erhan, Ian J. Goodfellow, and Rob Fergus. Intriguing properties of neural networks. In *ICLR*, 2014.
- [72] Te Juin Lester Tan and Reza Shokri. Bypassing backdoor detection algorithms in deep learning. In *EuroS&P*, 2020.



- [73] Florian Tramer, Nicholas Carlini, Wieland Brendel, and Aleksander Madry. On adaptive attacks to adversarial example defenses. *NeurIPS*, pages 1633–1645, 2020.
- [74] Florian Tramèr, Fan Zhang, Ari Juels, Michael K. Reiter, and Thomas Ristenpart. Stealing machine learning models via prediction apis. In *USENIX*, pages 601–618, 2016.
- [75] Kelce S Wilson and Müge Ayse Kiy. Some fundamental cybersecurity concepts. *IEEE access*, 2:116–124, 2014.
- [76] Eric Wong, Frank Schmidt, Jan Hendrik Metzen, and J Zico Kolter. Scaling provable adversarial defenses. *NeurIPS*, 2018.
- [77] Zhen Xiang, David J Miller, Siheng Chen, Xi Li, and George Kesidis. A backdoor attack against 3d point cloud classifiers. In *ICCV*, pages 7597–7607, 2021.
- [78] Han Xiao, Kashif Rasul, and Roland Vollgraf. Fashion-mnist: a novel image dataset for benchmarking machine learning algorithms. *arXiv:1708.07747*, 2017.
- [79] Huang Xiao, Battista Biggio, Gavin Brown, Giorgio Fumera, Claudia Eckert, and Fabio Roli. Is feature selection secure against training data poisoning? In *ICML*, pages 1689–1698. PMLR, 2015.
- [80] Ziqi Yang, Jiye Zhang, Ee-Chien Chang, and Zhenkai Liang. Neural network inversion in adversarial setting via background knowledge alignment. In *Proceedings of the 2019 ACM SIGSAC Conf. on Computer and Communications Security*, pages 225–240, 2019.
- [81] Samuel Yeom, Irene Giacomelli, Matt Fredrikson, and Somesh Jha. Privacy risk in machine learning: Analyzing the connection to overfitting. In *IEEE computer security foundations symposium (CSF)*, pages 268–282, 2018.

## Notes

In this appendix, we depict our study’s full questionnaire.

### I - Demographics.

Q1: How old are you? [18-24, 25-34, 35-44, 45-54, 55-64, 64+]

Q2: What gender do you identify with? [Female, male, other, I do not want to disclose]

Q3: In which country are you located? Please use the country calling code of your country to choose a group, where X can be replaced by any digit.

[+1, +299] (North America)

[+2X] (Africa)

[+30 – +35X, +39] (Southwest Europe)

[+36X – +38X] (East Europe)

[+4X] (Central / Northern Europe)

[+52, +53, +50X] (Central America)

[+51, > +54] (South America)

[+6] (Oceania, Australia, New Zealand)

[+7, +976] (Russia, north Asia)

[+8] (East Asia, Japan)

[+90, +96X, +970 – +974] (Near East and Türkiye)

[+91 – +95, +99X, +975, +076, +977] (Southeast Asia)

Q4: What is your level of education? Please specify the highest. [Highschool, Bachelor, Master / Diploma, Training / Apprenticeship, PhD, Other]

*The four following questions (5-8) have all the same replies, namely:* [None, Education only, < 1 year, 1-2 years, 2-5 years, 5-10 years, > 10 years]

Q5: How many years have you worked in/with AI/ML?

Q6: How many years have you worked in/with Security?

Q7: How many years have you worked in/with AI/ML Security?

Q8: How many years have you worked in/with AI/ML policies or AI/ML risk management)?

Q9: In which country is your organization headquartered? [replies as above in Q3]

Q10: What is the number of employees at your organization? [0-49, 50-249, 250-999, >1000]

Q11: What is the size of the team you work in? [<3, 3-5, 6-9, 10-15, >15]

Q12: In which industry area does your company operate? [Mining, Utilities, Construction, Manufacturing, Wholesale trade, resale trade, transportation & warehousing, information, finance & insurance, real estate & rental & leasing, professional & scientific & technical services, management of companies & enterprises, administration, education, health care & social assistance, arts & entertainment & recreation, accommodation & food services, public administration, other services]

Q13: To encompass specific industries, please tick which of the following areas you work in (feel free to tick several)? [academic research, automotive or suppliers of automotive, cyber security, healthcare, none of these]

### Part II.A - Your AI based Projects (33% of survey done).

Q14: What is the status of the ML projects you work on? [Indirect usage (e.g. certification, auditing); Evaluating use cases; Starting to develop models; Getting developed models into production, Models in production, for 1-2 years; Models in production, for 2-4 years; Models in production, for >5 years]

**In case you work on several projects, from here on, please stick to one (for example your favorite) AI project.**

Q15: Are you collaborating with domain experts on our data? As an example, consider a healthcare application where a doctor or domain expert needs to be involved. [yes; no, not required; no, none available]

Q16: How clear is the specification (in terms of intended use, infrastructure, deployment, etc) of a requested model to

you? [linear scale from 0 (very unclear) to 100 (very clear)]

Q17: How time-critical is obtaining a result for a query of your AI-based application? [not time-critical at all; time-critical, but not real-time; real-time required]

Q18: Are your inputs/features secret because they are customized or hand-engineered? For example, your company-developed representation of a program would be secret, whereas an RGB image encoding would be well-known. [linear scale from 0 (very secret) to 100 (well known)]

## **Part II.B - Development of AI (45% of survey done).**

Q19: Which of the following resources do you use to develop your models in terms of code? (ticking several replies is fine) [self written code; open source code; proprietary solutions]

Q20: Where do you train your models (ticking several replies is fine)? [on-premise servers; cloud-provided servers; mix of both/hybrid cloud]

Q21: Do you use pre-trained third-party models, in other words, models not trained on your own data? (ticking several replies is fine) [yes; yes, but we fine-tune them; yes, but for development only, not in deployment; no]

Q22: Do you use any libraries, software, or self-written code to decrease runtime or execution of your models at deployment? Examples would be quantization, ASIC sparsity-based models, etc. [yes; sometimes; no]

## **Part II.C - Data and Model within your AI-based Project (55% of survey done).**

*The four following questions (23-26), have all the same replies, namely:* [Accessible to 3rd party; under access control; not accessible at all]

Please specify the accessibility of different parts of your ML pipeline to third parties.

Q23 Training data.

Q24 Model (parameters).

Q25 Test data.

Q26 Model outputs.

**For the next questions, educated guesses for the responses are sufficient.**

Q27: Which fraction of your test data comes from public sources (e.g., Internet)? [None; <1%; 1% -5%; 5% -10%; 10% -15%; 25% -50%; 50% -75%; >75%; I don't know]

Q28: Which fraction of your training data comes from public sources (e.g., Internet)? [None; <1%; 1% -5%; 5% -10%; 10% -15%; 25% -50%; 50% -75%; >75%; I don't know]

Q29: What is the size of your input (e.g., number of features)? [< 10; 10 - 100; 100-1K; o 1k-100K; 100k-110M; >100M; does not apply]

Q30: How many samples do you train on? [<10, 10-100; 100-1K; 1k-100K, 100k-100M, >100M; does not apply]

Q31: How many samples do you evaluate your model on? [<10, 10-100; 100-1K; 1k-100K, 100k-100M, >100M; stream of data]

Q32: How many model outputs can a third party observe? [<10, 10-100; 100-1K; 1k-100K, 100k-100M, >100M; unconstrained]

Q33: How many model outputs can a third party query from your model during the entire time the model is available? [<10, 10-100; 100-1K; 1k-100K, 100k-100M, >100M; unconstrained]

Q34 Are you able to estimate the performance (expected accuracy) before training? As an example, a very clear case is a known classification with documented accuracy >90%. [linear scale from 0 (not at all) to 100 (absolutely)]

Q35 How easy is it for you to assess the quality of your training data? As an example, is the data easy to inspect visually, or can you test whether it corresponds to your task? [linear scale from 0 (not at all) to 100 (absolutely)]

Q36 How much can you influence or enforce requirements (such as sampled from a certain source, inspected by a real worker, etc) on the used training data? [linear scale from 0 (not at all) to 100 (absolutely)]

## **III - AI security (88% of survey done)..**

Q37: How relevant is the security of your AI-based product to you? [1 (very low) to 100 (very high)]

Q38: How relevant is the user's privacy of your AI-based product to you? [1 (very low) to 100 (very high)]

Q39: How high do you estimate the risk of becoming a victim of an attack related to your AI-based workflows, products, or systems within the next 12 months? [1 (very low) to 100 (very high)]

Q40: How likely do you estimate the probability of noticing an attack on your AI-based workflows? [1 (very low) to 100 (very high)]

Q41: Did you already experience a circumvention of your AI-based workflows, products or systems? [yes/no]

IF YES: Q42: How many circumventions of your AI-based workflows, products or systems have you experienced? [1,2,3,4,>4]

Q43: Please describe the most severe circumvention of your AI-based workflows, products or systems. [text field]