



ML-BENCH: LARGE LANGUAGE MODELS LEVERAGE OPEN-SOURCE LIBRARIES FOR MACHINE LEARNING TASKS

Yuliang Liu*♣ Xiangru Tang*♣ Zefan Cai*♡ Junjie Lu Yichi Zhang Yanjun Shao
 Zexuan Deng Helan Hu Zengxian Yang Kaikai An Ruijun Huang Shuzheng Si
 Sheng Chen Haozhe Zhao Zhengliang Li Liang Chen Yiming Zong Yan Wang
 Tianyu Liu Zhiwei Jiang Baobao Chang Yujia Qin Wangchunshu Zhou Yilun Zhao♣
 Arman Cohan♣ Mark Gerstein♣

♣ Yale University ♣ Nanjing University ♡ Peking University
 xiangru.tang@yale.edu

ABSTRACT

Large language models have shown promising performance in code generation benchmarks. However, a considerable divide exists between these benchmark achievements and their practical applicability, primarily attributed to real-world programming’s reliance on pre-existing libraries. Instead of evaluating LLMs to code from scratch, this work aims to propose a new evaluation setup where LLMs use open-source libraries to finish machine learning tasks. Therefore, we propose ML-BENCH, an expansive benchmark developed to assess the effectiveness of LLMs in leveraging existing functions in open-source libraries. Consisting of 10,040 samples spanning 130 tasks over 14 notable machine learning GitHub repositories. In this setting, given a specific machine learning task instruction and the accompanying README in a codebase, an LLM is tasked to generate code to accomplish the task. This necessitates the comprehension of long and language-code interleaved documents, as well as the understanding of complex cross-file code structures, introducing new challenges. Notably, while GPT-4 exhibits remarkable improvement over other LLMs, it manages to accomplish only 39.73% of the tasks, leaving a huge space for improvement. We address these challenges by proposing ML-AGENT, designed to effectively navigate the codebase, locate documentation, retrieve code, and generate executable code. Empirical results demonstrate that ML-AGENT, built upon GPT-4, results in further improvements. Code, data, and models are available at <https://ml-bench.github.io/>.

1 INTRODUCTION

Large Language Models (LLMs) have demonstrated remarkable capabilities in function-level code generation, producing sophisticated code snippets with remarkable performance (Li et al., 2022; Austin et al., 2021; Hendrycks et al., 2021; Chen et al., 2021; Bui et al., 2023; Tang et al., 2023a; Fried et al., 2022; Chen et al., 2023c) in existing code generation benchmarks. These models have been progressively used as powerful language agents, equipped to undertake various programming-related tasks (Liu et al., 2023b; Zhou et al., 2023; Shinn et al., 2023; Xie et al., 2023). Despite these significant strides, a notable gap remains between the competencies exhibited by these models under controlled experimental conditions and the dynamic requirements of real-world programming scenarios (Jimenez et al., 2023).

Existing code generation benchmarks often evaluate LLM’s ability to write code from scratch. However, practices in programming seldom demand the creation of all code elements from scratch.

*YL, XT, and ZC contribute equally, while XT leads this project. The remaining contribute to data annotation.

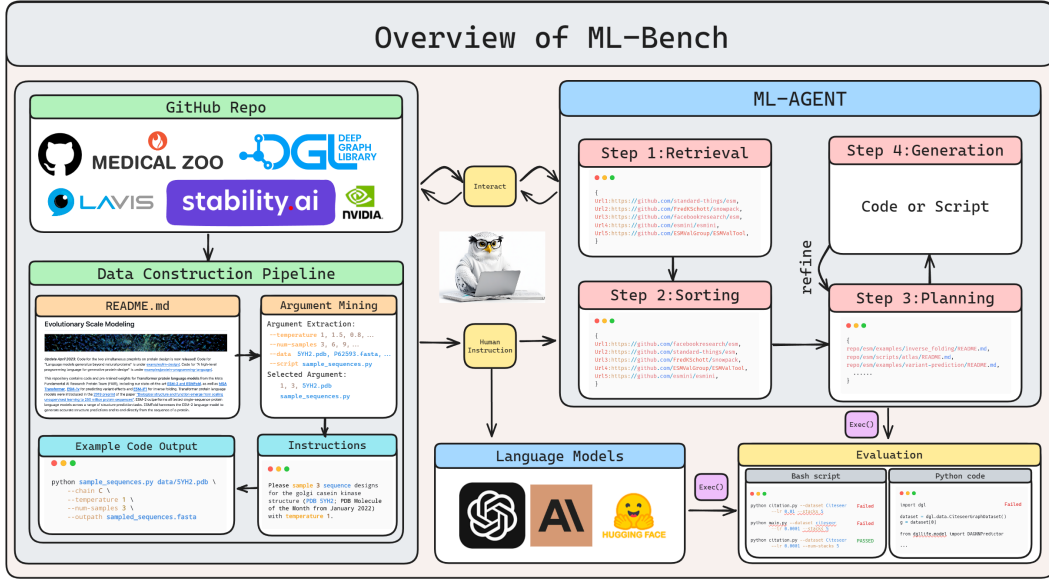


Figure 1: ML-BENCH collects data from 14 machine learning GitHub repositories through a three-step pipeline: Extracting readme information, automatically generates instructions, and forms standardized outputs. Furthermore, we introduce the ML-AGENT to accomplish proposed task, and then evaluated it on ML-BENCH against the currently highly robust language model.

Real-world programming often involves employing pre-existing and open-source libraries to accomplish tasks effectively and efficiently (Zan et al., 2023). These evolved libraries offer robust, battle-tested solutions to a broad range of problems. Therefore, measuring the efficacy of code LLMs should not merely be restricted to function generation (Shrivastava et al., 2023; Liu et al., 2023a; Zhang et al., 2023). It should also encompass their proficiency in executing programming files from open-source libraries with precise parameter use.

This brings to light a more challenging, but more practical target for code LLMs - generating code that can successfully execute programming files and utilize resources with parameters accurately from open-source libraries. This target often demands not just code generation, but also comprehension of natural language documentation appended to the code, such as README files. README files typically provide a walkthrough of the open-source library, offering detailed narratives on different task examples that the library can handle, including guidance on parameter selection. In reality, the parameters stipulated by the user may not always align with those enumerated in the README examples, mandating the LLM to accurately adapt the parameter values based on the user’s specific requirements. Hence, an LLM with the ability to effectively interpret, leverage the information within README files, and precisely customize parameters in code based on README examples, would significantly advance machine learning automation.

We introduce ML-BENCH, a comprehensive and realistic benchmark dataset designed to evaluate LLMs and their capabilities in understanding user instructions, navigating GitHub repositories, and writing executable code. ML-BENCH provides high-quality instructions along with corresponding executable ground truth code that meets the requirements specified in the instructions. ML-BENCH consists of 9444 samples spanning 130 tasks over 14 notable machine learning GitHub repositories. In the experiments, we adopt metrics such as Pass@k and Parameter Hit Precision and delve deeper into the capabilities of GPT-3.5-16k, GPT-4-32k, Claude 2, and CodeLlama in ML-BENCH setups. ML-BENCH proposes new challenges to LLMs. Empirically, we find that GPT models and Claude 2 performed significantly better than CodeLlama. A key insight from our study is the crucial need for LLMs to comprehend long-text documentation, not just generate code. Based on our error analysis, our primary technical endeavor in this work is the proposition of the ML-AGENT, an autonomous language agent developed to fill the gaps highlighted earlier. These agents are empowered to understand natural language and instructions, to produce requisite code effectively, and to solve complex tasks.

Our findings and contributions can be summarized as:

- We propose a novel task that requires LLMs to comprehend long-context documents, navigate codebases, understand instructions, and generate executable code. We propose ML-BENCH, a benchmark to evaluate the effectiveness of LLMs in utilizing existing libraries and performing machine learning tasks.
- We carefully provide various settings to accommodate different LLMs (i.e., closed-source LLMs, open-source LLMs, and agents) Additionally, we carefully design comprehensive and fair evaluation metrics to quantify the performance of LLMs.
- We conduct comprehensive evaluations across settings and popular LLMs. Experiments show that GPT-4 performs remarkable improvement over other LLMs, but still only manages to accomplish 39.73% of the tasks. Other popular LLMs suffer from hallucinations and perform poorly. Based on error analysis, we further propose ML-AGENT to address the challenging tasks.

2 DATASET AND BENCHMARK

In this section, we provide detailed information about the task formulation, selected repositories and data annotation pipeline of the benchmark. In Section 2.1, we provide a clear definition of the task. In Section 2.2, we explain how we choose the selected 14 GitHub repositories. In Section 2.3, we describe the annotation pipeline of dataset construction. Finally, in Section 2.4, we present some statistics regarding the dataset.

2.1 TASK FORMULATION

In our benchmark, we focus on a scenario where, given a GitHub repository \mathcal{F} , the language model has access to all files $f \in \mathcal{F}$ within the repository. Upon receiving a user instruction i with a set of specific parameters $\arg_i \in \mathcal{A}$, the ML-AGENT is required to write code c that invokes models or functions from the GitHub repository. We emphasize that the generated code c must align with the user’s instruction i , particularly in terms of all specified parameters $\arg_i \in \mathcal{A}$, and must be executable. This approach ensures that the model’s output meets the user’s needs and adheres to practical application standards.

2.2 REPOSITRIES SELECTION

We collected all papers and their corresponding GitHub links from the PapersWithCode website ¹. Subsequently, we organized these papers based on their categorical information (i.e., tasks, models, datasets, modalities) From each category, we selected the top repositories based on the ranking of stars. Further, through manual filtering, we identified the most representative and feature-rich repositories from this subset, finally making our large group of 14 repositories. More details about the selected repositories can be found in Sec. 2.4 and Appendix A.

2.3 ANNOTATION PIPELINE

About data annotation, relying solely on human efforts can be a time-intensive and labour-intensive process. To address this challenge, we have developed a comprehensive workflow with the help of LLMs to facilitate the dataset annotation process. Our annotators consist of undergraduates and graduate students with proficient programming skills. Each GitHub repository is assigned to a designated annotator. ²

¹<https://paperswithcode.com/>

²The minimum hourly wage in the United States is near \$7.5, which can be found at <https://www.worker.gov/>. On average, annotating an example takes 5 hours. Consequently, the cost per annotator amounts to \$37.5.

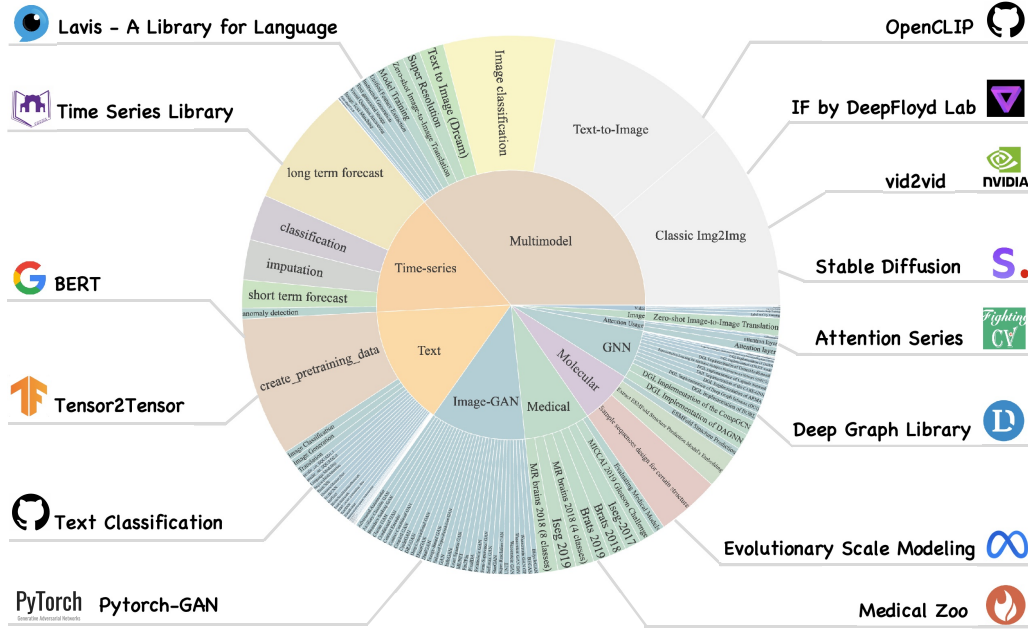


Figure 2: The data construction of ML-BENCH, encompassing **14 prominent GitHub repositories** and aggregating a total of **10,040 samples**

README Page Selection When users utilize a GitHub repository to accomplish tasks, the README file is often the most valuable resource. The README effectively demonstrates the usage of various codes, functions and classes contained within the repository. Therefore, we instruct these annotators to carefully review the contents of the repository first. Their primary task includes identifying all README files within the repository. This encompasses not only the main README but also those located in various sub-directories, which describe the contents of their respective folders. Although more than half of GitHub repositories contain only a single README file, there are instances where a repository may include numerous README files. Each of these files typically documents only a fraction of the repository’s functionality. In average, each GitHub covers 15 README pages, while GNN covers 154 README pages.³

Task Mining After identifying all the README files contained within a GitHub repository, our annotators are tasked with pinpointing each task covered by every README, along with the code scripts capable of accomplishing these tasks. The annotators are instructed to select the most representative and practical tasks inside each GitHub. In average, each GitHub repository covers 9 tasks.

Parameter Extraction In addition to specifying the task, users may also need to define important parameters, as the setting of these parameters is crucial to the effectiveness of finishing the task. Therefore, upon identifying the tasks and corresponding code within the README files, the annotators are further tasked with locating key parameters in the code (such as batch size, epochs, model architecture, and dataset). Annotators all have experience in machine learning or deep learning development, they are guided to select the most important parameters and corresponding candidate values that they will search in machine learning development. We aim for these parameters to be sufficiently representative, encapsulating essential parameters that engineers are likely to search and test during practical experiments.

Multi-Parameter Combination Once the code and its pertinent parameters for each task were identified, we instructed the annotators to iteratively and systematically combine candidate values for

³https://github.com/pyg-team/pytorch_geometric

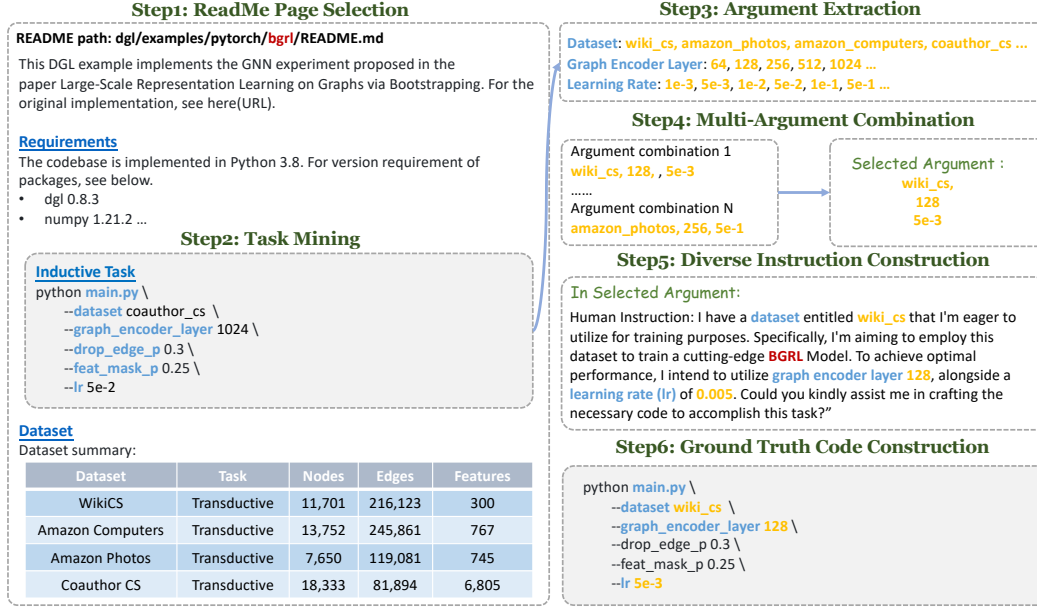


Figure 3: The construction pipeline of the ML-BENCH. **Step1:** Find the readme file in the repository that implements a specific task. **Step2:** Essential task-related information is discerned. **Step3:** Extract parameters from task mining. **Step4:** Leveraging the details extracted from the readme file, multiple combinations of parameters are formulated. **Step5:** Creating the instructions for each parameter combinations. **Step6:** Substitutes the code or script within the readme, serving as the ground truth code for ML-BENCH.

selected parameters. This combinatorial approach resulted in numerous combinations of parameters that are relevant to each task. For every unique combination of parameters, we employed templates to construct code scripts and instructions that satisfy the requirements of these parameter combinations.

Diverse Instruction Construction For each set of parameters obtained during the Multi-Parameter Combination process, we utilized ChatGPT to generate instructions specifically tailored to the task and these parameters. We meticulously design templates to ensure that output instructions contain the given parameter requirements and exhibit a strong diversity by providing specific parameter indications and various diverse examples.

Ground Truth Code Construction Based on the parameter combinations obtained during the Multi-Parameter Combination process, we further produce a code template based on the code for target task. Then we use the code template to construct ground truth code.

Quality Test We have conducted rigorous quality checks on the dataset. Specifically, for the ground truth output, we perform strict checks for executability and meeting parameter requirements. Any data that did not meet the requirements were discarded. Regarding the instructions, we conducted checks to ensure that all parameters were explicitly specified within the instruction. Any instructions that did not meet the requirements were manually corrected.

2.4 OVERALL STATISTICS

Referring to the ML-BENCH data construction process detailed in Section 2.3, we carefully curated a GitHub repository tailored to prominent Machine Learning domains, serving as the cornerstone of our ML-BENCH dataset. This extensive dataset is partitioned into separate training and testing subsets, designed for distinct purposes in training and evaluation. Table 1 delineates the specific data statistics for each subset. Further elaboration on the detailed data metrics for each repository utilized can be found in Appendix 10.

| | Raw README | Oracle Segment | BM25 |
|----------------------|------------|----------------|---------|
| <i>Train</i> | | | |
| Average token length | 8009.42 | 151.32 | 492.90 |
| Max token length | 20701 | 851 | 5540 |
| <i>OOD Train</i> | | | |
| Average token length | 4118.90 | 186.04 | 585.80 |
| Max token length | 8363 | 367 | 1339 |
| <i>Test</i> | | | |
| Average token length | 8331.47 | 1275.22 | 1102.49 |
| Max token length | 20655 | 5420 | 3192 |

Table 1: The average token length and maximum token length of README files across three settings: Train, Out-of-Distribution (OOD) Train, and Test settings within the ML-BENCH.

The comprehensive statistics of ML-BENCH are itemized in Table 2, which culled from our selected GitHub repositories, offering statistical insights into the diverse range of instructions we meticulously developed.

3 EXPERIMENTS

In this section, we present details about the experiment. In Sec. 3.1, we describe the experimental setup of ML-BENCH, along with the associated evaluation metrics. In Sec. 3.2, we introduce the model used in the experiments. In Sec. 3.3, we present how we formulate the dataset into input for LLMs. In Sec. 3.4, we present the details of evaluation setting and metrics. In Sec. 3.6, we present results of popular models in ML-BENCH.

3.1 EXPERIMENTAL SETUP

Our input includes both human instructions for the task and README files. We have three experimental setups, each differing in terms of how the content of README files are presented. The purpose of controlling the input content’s form is to replicate real-world situations. With manual annotation, we identify the relevant segments including code and texts inside the README files that should be utilized to finish the task, which we term as "Oracle Segments". This segment should provide all supporting evidence required to produce the ground truth code. In addition, we offer two simulated scenarios: one provides the complete README file, while the other uses a BM25 retriever to extract task-related segments from the README file.

Here are the detailed descriptions of the three settings:

| Task | Number |
|---|--------|
| - GNN | 608 |
| - Text | 1475 |
| - Molecular | 649 |
| - Image-GAN | 1189 |
| - Text and image | 3646 |
| - Video | 75 |
| - Time-series | 1478 |
| - Attention Usage | 127 |
| - Medical | 805 |
| Average token length per instruction | 70.4 |
| Max token length in instruction | 216 |
| Instruction edit distance among the same task | 238.4 |
| Instruction edit distance across tasks | 300.1 |

Table 2: The statistics of ML-BENCH.

Oracle Segment: Our annotators keep a record of the corresponding segments for the task in the README file when writing the ground-truth code. Typically, this process involves initially locating an example code for a task within the README file and subsequently altering its parameters to yield a new task and its respective ground-truth code. An Oracle Segment usually consists of a task-related code example coupled with its natural language explanation in the README file.

Raw README: In this setting, we present the entirety of the README content to the model without any modifications. If the length of the README exceeds the model’s maximum context limit, the part of the text that falls outside this window at the end will be truncated.

BM25 Retrieval: We employ a BM25 retriever to assist the model in locating relevant information within the README. The BM25 retriever deploys the NLTK sentence tokenizer⁴, and we have set a uniform retrieval span of 10 sentences. The average length of an Oracle Segment is 9.5 sentences, suggesting that the majority of relevant information can be found within this range. Also, README files have an average sentence length of 106, so limiting the retrieval window to 10 sentences helps manage the overall data volume by focusing on the most important sections.

3.2 MODEL

The maximum length of the README files is 14.9k tokens (based on the gpt-3.5-turbo token generator) based on tiktoken tool⁵. To ensure that we did not exceed this limit, we utilized GPT-3.5-16k, GPT-4-32k, and Claude 2 models.

To examine the performance of open-source models, we chose CodeLlama⁶ (CodeLlama-7b-Instruct) for its exceptional ability in code comprehension. We fine-tuned CodeLlama on our dataset to enhance its performance in our specific use cases.

3.3 INPUT FORMAT

For GPT-3.5, GPT-4, and Claude 2, the input includes the system prompt, human instruction, and the chosen README content.

To facilitate a user-friendly testing framework, we specifically chose 10 repositories that are easy to use as the base bench repositories. We sampled 25-30 examples each from annotated data in 10 repositories to serve as our test set. We refer to these repositories as the base bench repositories.

For fine-tuning CodeLlama, we additionally prepared the training set. To validate the effectiveness of fine-tuning under two scenarios, we define two setups: the ID (In-Distribution) setting and the OOD (Out-of-Distribution) setting.

Given that we have a total of 14 repositories, 10 of which have already been sampled for the test set, we use the left 4 repositories without overlaps with test set.

For the ID (In-Distribution) setting and OOD (Out-of-Distribution) setting: we sample from the base bench repositories (excluding examples from the test set) for the training set. Meanwhile, repositories not chosen for the base bench repositories were sampled for the training set in the OOD setup.

3.4 EVALUATION METRICS

For evaluation, the output code needs to not only be executable but also aligned with the parameter requirements stated in the instruction, we employ two evaluation metrics to assess the output generated by the models: Pass@K and Parameter Hit Precision.

Pass@K refers to the probability that the correctly executed code is generated. Parameter Hit Precision(PHP) focuses on how good the model is able to identify and output the code taking care of the correct parameters specified in the instruction. During our data annotation process, we instruct

⁴<https://www.nltk.org/api/nltk.tokenize.PunktSentenceTokenizer.html>

⁵<https://github.com/openai/tiktoken>

⁶Due to hardware limitations, CodeLlama’s input is truncated to the first 8k tokens for training and inference.

| | |
|---|--|
| Model Input <p>[readme content]: DGL is framework agnostic, meaning if a deep graph model is a component of an end-to-end application, the rest of the logics can be implemented in any major frameworks, such as PyTorch, Apache MXNet or TensorFlow....</p> <p>[instruction]: I am eager to utilize the <i>Citeseer</i> dataset as the training data to empower the ARMA Model with the learning rate set to a commendably small value of <i>0.0001</i>. Additionally, I'd like to incorporate <i>5</i> stacks into this model. Your assistance in formulating the necessary code to accomplish this task would be of tremendous help.</p> <p>[System Prompt]: You are given [readme content], you need to carefully see [readme content] and choose wirtle code or script to implement my [instruction]. Please output code or script directly, use markdown to output code without explanation.</p> | Gold Output <pre>python citation.py --dataset Citeseer --lr 0.0001 --num-stacks 5</pre> |
| | Generated Result <pre>"python citation.py --dataset Citeseer --lr 0.01 --stacks 5", "python main.py --dataset citeseer --lr 0.0001 --stacks 5", "dgl-go --model=arma --dataset=citeseer --lr=0.0001 --stacks=5", "import dgl\ndataset = dgl.data.CiteseerGraphDataset()\ng = dataset[0]\nfrom dgllife.model import DAGNNPredictor ...", "python citation.py --dataset Citeseer --lr 0.0001 --num-stacks 5"</pre> |
| | Evaluation Result <pre>FAILED python citation.py --dataset Citeseer --lr 0.001 --stacks 5 wrong argument FAILED python citation.py --dataset citeseer --lr 0.0001 --stacks 5 no argument error FAILED dgl-go --model=arma --dataset=citeseer --lr=0.0001 --stacks=5 no file error FAILED import dgl\ndataset = dgl.data.CiteseerGraphDataset()\n... wrong execution PASSED python citation.py --dataset Citeseer --lr 0.0001 --num-stacks 5 pass</pre> |

Figure 4: The illustrative set of **input-output pairs, gold output, and execution results**, accompanied by precision metrics: **Pass@1=0, Pass@2=0, and Pass@5=1**. Various colors within the instructions signify different parameters.

annotators to record explicit parameter information contained within each input’s human instruction. These parameters are required to remain correct and consistent in the generated code.

We attempted the above settings to assess the repository using capability and report the results in Table 3 and Table 4.

3.5 EVALUATION ENVIRONMENT

The necessary models and input samples were downloaded and placed in their respective locations in the evaluation environment. All execution environments are publicly released.

3.6 MAIN RESULTS

Table 3 shows the results for Pass@K and Table 4 shows the results for PHP. We can observe that:

1. In the Raw README setting, GPT-4 consistently demonstrates superior performance in achieving optimal results in the test set. Claude 2 only outperforms GPT-3.5 in the Pass@1

* Means evaluated on test set in ML-BENCH.

Table 3: Pass@K (%) results for experiment in Section3. **Pass@1, Pass@2, and Pass@5** scores are reported for models on the **Raw README, BM25 Retrieval**

| Models | Oracle Segment | | | Raw README | | | BM25 Retrieval | | |
|---------------|----------------|--------------|--------------|--------------|--------------|--------------|----------------|--------------|--------------|
| | Pass@1 | Pass@2 | Pass@5 | Pass@1 | Pass@2 | Pass@5 | Pass@1 | Pass@2 | Pass@5 |
| GPT-4 * | 39.73 | 47.94 | 61.64 | 28.77 | 32.25 | 50.69 | 20.55 | 21.92 | 27.40 |
| GPT-3.5 * | 35.61 | 41.10 | 54.79 | 19.18 | 30.16 | 42.47 | 13.70 | 21.92 | 32.88 |
| Claude 2 * | 30.13 | 41.10 | 43.84 | 24.66 | 31.51 | 37.99 | 10.96 | 15.07 | 17.84 |
| GPT-3.5 | 35.27 | 51.03 | 11.22 | 17.81 | 28.08 | 40.76 | 25.34 | 19.86 | 31.84 |
| Claude 2 | 23.29 | 32.53 | 40.07 | 22.97 | 27.39 | 31.51 | 11.31 | 13.70 | 16.44 |
| CodeLlama | 8.78 | 12.60 | 27.86 | 2.67 | 6.87 | 12.98 | 4.20 | 7.63 | 16.79 |
| CodeLlama-ID | 16.78 | 25.68 | 35.27 | / | / | / | 3.77 | 8.56 | 14.38 |
| CodeLlama-OOD | 16.78 | 21.57 | 27.74 | / | / | / | 2.74 | 4.11 | 6.51 |

Table 4: Parameter Hit Precision (%). The meaning of **Parameter** is to use parameter as the basic unit of statistics, and **Generation** is to use output as the basic unit of statistics.

| Models | Oracle Segment | | Raw README | | BM25 Retrieval | |
|---------------|----------------|--------------|--------------|--------------|----------------|--------------|
| | Parameter | Generation | Parameter | Generation | Parameter | Generation |
| GPT-4 * | 93.03 | 72.82 | 95.47 | 81.53 | 90.24 | 67.60 |
| GPT-3.5 | 92.75 | 71.71 | 91.75 | 68.63 | 87.58 | 56.85 |
| Claude 2 | 89.76 | 59.29 | 91.11 | 62.19 | 87.67 | 55.03 |
| CodeLlama-ID | 81.87 | 52.22 | / | / | 84.68 | 53.67 |
| CodeLlama-OOD | 72.71 | 41.70 | / | / | 68.18 | 30.83 |

Table 5: The BLEU-1 scores between Oracle Segments and the BM25 Retrieval content.

| | ID-train | OOD-train | ML-BENCH |
|------------|----------|-----------|----------|
| BLEU score | 0.0112 | 0.0087 | 0.0080 |

Table 6: Cutoff date of training data for GPTs and Claude 2

| | GPT-3.5 | GPT-4 | Claude 2 | CodeLlama |
|----------|---------|---------|------------|-----------|
| Datetime | 2021.09 | 2021.09 | Early 2023 | 2023.07 |

score in the full set. Additionally, the PHP scores favor GPTs too, further highlighting their superior performance.

- When presented with an Oracle Segment, the GPT models consistently demonstrate superior performance compared to Claude 2. And the experimental results were all significantly improved. Providing concise and precise initial code is advantageous for generating model code.
- Predefined single-segment searches provide limited help for the task and can even have unintended consequences. Based on our observations, very few of the BM25-retrieved segments fully covered the important segment. This can be attributed to both the lengthy Oracle Segment and retrieval errors. We show the BLEU scores between Oracle Segments and BM25 searched content in Table 5
- CodeLlama’s experimental results consistently exhibit lower values compared to those closed-source models. Further discussion on CodeLlama’s results is provided in the subsequent sections.

4 ANALYSIS

In this section, we analyze the performance results conducted on the above models, followed by our discussion about the difficulties and challenges of this task. We first talk about the data leakage in our experiments in Sec. 4.1. In Sec. 4.2, we analyze the performance on each repository and errors for GPTs and Claude 2. In Sec. 4.3, we present the performance of one trainable open-source model on ML-BENCH.

4.1 DATA LEAKAGE

During our experiments, we discovered data leakage concerns due to the huge time span and widely-known repositories selected. One interesting observation we made while experimenting with the BERT library using Claude 2 was that it performed remarkably well (80%) in all settings except for the Oracle Segment setting (3.33%). When we used the Raw README setting, Claude 2 was unable to generate the correct Bash script as it relied on memorization instead of following human instructions. However, in the other two settings where it was provided with the exact code segment, Claude 2 deviated from its memorization approach and generated an inaccurate Bash script based on the Oracle Segment, resulting in suboptimal outcomes.

Similar phenomena are observed in the DGL library, where models also tended to deviate from explicit instructions, failing to adhere strictly to the "follow the README (Oracle Segment)" system prompt when generating Bash scripts. Notably, this issue occurs less frequently in GPT-4. We

Table 7: This table shows the **Pass@5** scores of **GPT-3.5** and **Claude 2** on **Oracle Segment**, **Raw README**, and **BM25 Retrieval** settings in different GitHub repositories.

| Repos | GPT 3.5 | | | Claude 2 | | |
|----------|----------------|--------------|----------------|----------------|--------------|----------------|
| | Oracle Segment | Raw README | BM25 Retrieval | Oracle Segment | Raw README | BM25 Retrieval |
| DGL | 64.00 | 4.00 | 12.00 | 24.00 | 4.00 | 4.00 |
| BERT | 20.00 | 10.00 | 6.67 | 3.33 | 80.00 | 13.33 |
| Lavis | 66.67 | 80.00 | 56.67 | 50.00 | 3.33 | 40.00 |
| If | 70.00 | 66.67 | 53.33 | 40.00 | 6.67 | 36.67 |
| vid2vid | 56.67 | 23.33 | 30.00 | 60.00 | 3.33 | 0.00 |
| ESM | 65.52 | 48.28 | 62.07 | 68.97 | 82.76 | 20.69 |
| OpenCLIP | 33.33 | 50.00 | 40.00 | 3.33 | 60.00 | 3.33 |
| TSL | 36.67 | 26.67 | 0.00 | 70.00 | 6.67 | 13.33 |
| EAP | 67.86 | 67.86 | 31.14 | 7.14 | 35.71 | 0.00 |
| Py-GAN | 33.33 | 26.67 | 16.67 | 70.00 | 30.00 | 30.00 |
| Total | 51.03 | 40.76 | 31.84 | 40.07 | 35.51 | 16.44 |

have systematically classified these occurrences, wherein code generation from memory results in inaccuracies, as instances of *hallucination errors*.

Data leakage induces models to deviate from the expectation of generating code or scripts of the same type as the README provided. Even when explicitly instructed in the PROMPT to adhere to the provided information, models tend to overlook this directive. This occurrence carries significant implications for both model performance and the potential for error classification.

We show the updating status for all repositories in Appendix A. And the cutoff date of training data for GPTs and Claude 2 in Table 6.

4.2 CLOSED-SOURCE MODEL RESULTS ANALYSIS

4.2.1 REPOSITORIES ANALYSIS

We reported Pass@5 scores of GPT 3.5 and Claude 2 for all the ten repositories in ML-BENCH in Table 7, respectively. After that, we discussed these results about the characteristics of the different repositories.

1. In a majority of instances, the Oracle Segment exhibits optimal performance, followed by the Raw README, with the BM25 Retrieval consistently ranking as the least effective. Such as results on BERT, If, and TSL for GPT-3.5, and vid2vid for Claude 2. The improvement between the Raw README setting and the oracle setting is particularly notable including Py-GAN, characterized by an extensive README with a higher proportion of textual information compared to code details.
2. When information is scattered across different sections of a README, the Oracle setting performs worse than the Raw README setting. The Oracle Segment struggles to accurately capture information that is distributed across multiple parts. For instance, when details about the model and code are not presented together, the Oracle Segment may face challenges. A good example of this is OpenCLIP
3. We conduct a log analysis to understand the substantial disparity in results between Claude 2 and GPT-3.5 across the two repositories: Lavis and If in the Raw README setting. In Lavis, the model generates Python code based on the README, and Claude 2 occasionally makes errors, such as misspelling "from lavis.datasets.builders import load_dataset" as "from lavis.datasets import load_dataset" in the documentation. These *hallucination errors* are prevalent in Claude 2 generated code, indicating a potential deviation from strict adherence to the provided documentation. If faces more issues with undefined variables in the Python code. This might be attributed to the scattered code within this repository.

4.2.2 ERROR ANALYSIS

The identified errors in this task fall into four categories: *hallucination errors*, *lack of knowledge or information*, *knowledge manipulation*, and *syntax errors*. We hope that analyzing these types of

errors in the context of the task could guide future development efforts for projects utilizing GitHub or similar platforms.

Hallucination errors: These errors include instances when the model has misinterpreted the user’s intention, misplaced code script (like creating Python code when it was supposed to generate Bash script), or generated random and irrelevant code.

Lack of knowledge or information: Under the current design, the background information is considered slightly weak. Possible types of errors are as follows:

1. *Code Inner Information.* The model sometimes lacks sufficient information necessary to satisfy the user’s requirements. For instance, this deficiency might involve missing parameter names (`-lr` and `learning rate`), or unavailable parameter options (it only accepts `'Citeseer'` when the input given was `'citeseer'`).
2. *Model Domain Knowledge.* The model sometimes lacks domain-specific knowledge required to appropriately handle certain instances. For example, in BERT, the model generated `-case=True` and `-model=uncased` simultaneously, which can’t be used together.
3. *Grammar knowledge* This happens when the model doesn’t correctly identify and handle certain command line symbols. For instance, not recognizing that the `$` symbol could affect execution.
4. *Local data information* For certain commands, the model did not supply enough crucial parameter information, leading to the inability to find paths and successful execution. This error, while less common, was particularly notable in the OpenCLIP library. If the model could read local data and find corresponding solutions, its performance could be enhanced.

Knowledge manipulation: Take BERT, for instance, where the model needed to integrate `DIR=/model/` and `-model_dir = $DIR` to form `-model_dir =/model` (as the user claimed). There were also cases where it couldn’t merge `"/model_name in /data"` into a proper path format like `/data/model_name`. Similar incidents were observed with OpenCLIP.

Syntax errors: These errors cover instances of incorrect code generation of syntax errors instead of hallucination.

Upon reviewing logs for Raw README settings for GPT-3.5 and Claude-2, we systematically categorized the identified error terms in Figure 5. The figure reveals that:

1. *Hallucination errors* constitute the largest portion in both models, followed by instances where models generate incorrect code, namely Syntax errors. Knowledge manipulation represents the smallest share, partially due to the limited dataset content that can capture this type of error.
2. Claude 2 exhibits a relatively higher prevalence of *hallucination errors*, as discussed earlier, stemming from its inclination to generate code based on its internal knowledge rather than strictly adhering to the provided README files. In addition to the *hallucination errors*, more errors in both models occurred in writing the wrong code itself, which suggests that the model’s foundational ability to modify the code according to the documentation leaves should be desired.
3. It should be noted that, owing to limitations in manpower, multiple errors may have occurred simultaneously. However, the calculations presented here only highlight the most significant ones, as identified through error logs.

4.3 OPEN-SOURCE MODEL RESULT ANALYSIS

4.3.1 RAW CODELLAMA ANALYSIS

By observing the result in Table 3 and Table 4, our experience with the standard versions of CodeLlama has shown that while it has a good understanding of general code, it struggles to generate Bash script or Python code that is specific to our needs. Even though presented with abundant relevant information and clear instructions, the generated code still suffers from hallucinations. For instance,

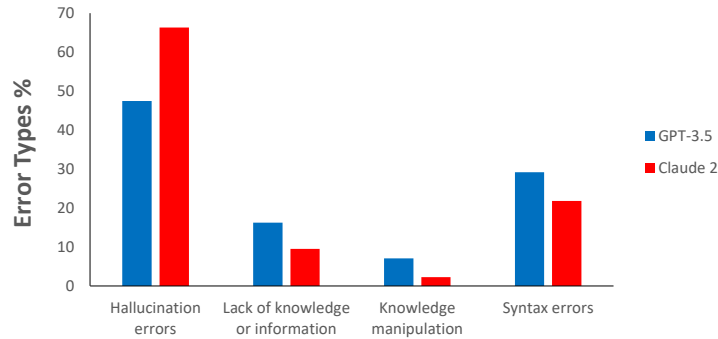


Figure 5: Error analysis by human annotation. We analyze 240 errors for GPT 3.5 and 220 errors for Claude 2

when provided with clear instructions and an "Oracle" Bash script directly, CodeLlama still attempts to generate Python code based on its understanding.

4.3.2 FINE-TUNED RESULT ANALYSIS

We analyze the outcomes with a focus on Oracle Segment and limitations with BM25 Retrieval and Raw README settings here.

Oracle Segment Enhancement: During our experiments, we discovered that the only way to improve performance in fine-tuned CodeLlama was by utilizing Oracle Segments. These segments consist of code snippets that provide a rich context for the model to learn from, whether in the ID or OOD setting. The fine-tuning process enabled CodeLlama to develop a nuanced understanding of these Oracle Segments, thereby enhancing its ability to extract and interpret relevant information efficiently.

BM25 Limitations: One of the primary limitations of the BM25 algorithm is its inconsistency in including relevant segments in search results. Predefined single-segment searches often offer limited assistance and may even have unintended side effects. These segments are less informative and result in poor performance for training. As a result, we have observed a large number of CodeLlama’s attempts to generate random code due to insufficient information.

Raw README Limitations: We didn’t fine-tune CodeLlama under Raw README setting. A considerable proportion of READMEs in the test set (45.3%) exceeded the token limit of our maximum inference context length (8k), necessitating truncation for inference feasibility. This truncation potentially led to extreme loss of critical information, impacting the quality of generating results. We show the token number for each repository in Appendix B.

5 ML-AGENT

5.1 GAPS BETWEEN MODEL AND HUMAN BEING

The performance gap, which is clearly evident when comparing the README contents of a repository in Raw README and BM25 Retrieval settings, as well as the Oracle Segment model in the Oracle Segment setting, underscores the inherent challenge that a singular model faces when attempting to navigate a real-world GitHub repository without human intervention in a single iterative step. This highlights the complexity of effectively managing such a task and emphasizes the need for further research and development to optimize the process.

Upon this analysis, we have identified the following primary discrepancies between model-generated results and actual human utilization of GitHub:

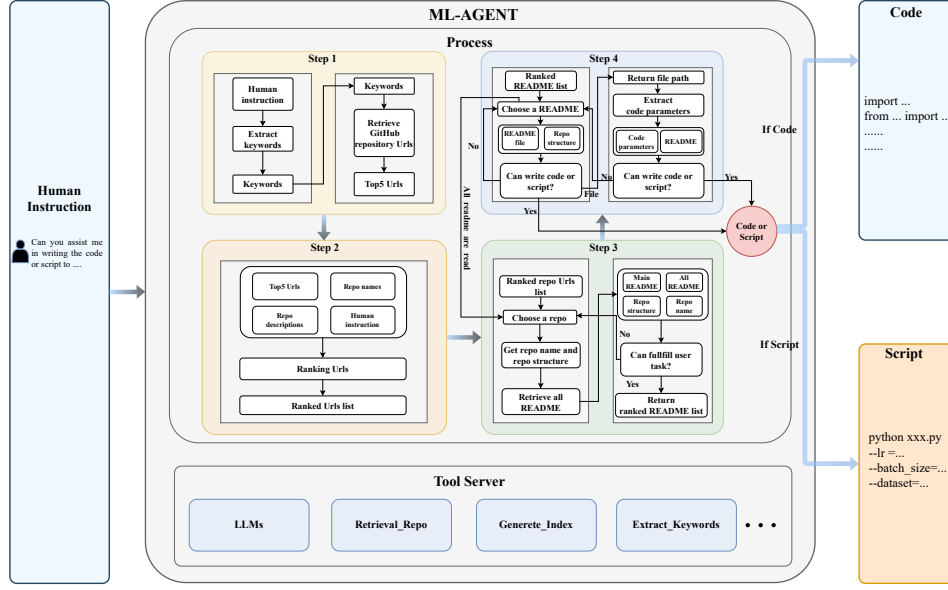


Figure 6: Structure of ML-AGENT. ML-AGENT follows a four-step process upon receiving human instructions: **Step1**: Extracting keywords from the instructions and conducting searches on GitHub to identify the five most relevant repositories. **Step2**: Sorting the retrieved GitHub data. **Step3**: Evaluating each retrieved repository to determine its capability to fulfill the task. **Step4**: Write script or code necessary to implement the task.

- **Active Retrieval:** In the course of machine learning tasks, human users typically prefer to actively retrieve task-specific tools from the Web or directly from GitHub, as opposed to creating code solely from existing knowledge.
- **Discrepancies in Data Processing:** GitHub users usually perform initial analysis and modification of their data. However, models often encounter difficulties, particularly when local data formats diverge from the predefined acceptable formats of the GitHub model. This problem becomes evident in the benchmark, where models struggle to independently retrieve relevant details, such as the path and type of pending local data, which subsequently leads to the occurrence of errors due to a lack of knowledge or information in the code.
- **Insufficient Domain Knowledge:** The model’s lack of domain knowledge is evident in two primary areas. First, the occurrence of syntax errors, highlighting the model’s difficulty in conforming to correct programming standards. Second, in the absence of detailed usage instructions, the model resorts to its interpretation of domain knowledge to infer the potential use of a library, which could lead to inaccuracies.
- **Limited Context Windows and Content Comprehension:** Constrained by its window length, the model’s ability to navigate through files and understand their content is limited, hindering its capability to assist in the composition of code or Bash scripts. Unlike human users, models lack the ability to dynamically explore and interpret file information, limiting their effectiveness in creating contextually accurate Python code or Bash scripts.

Consequently, we have designed ML-AGENT, with the explicit intention of mitigating the identified discrepancies between LLM and human beings, while also being designed to confront and overcome the outlined challenges inherent in this task.

5.2 DESIGN FOR ML-AGENT

In the initial stages of designing ML-AGENT, our primary objective was to emulate human thought processes when navigating a real GitHub repository. Consequently, we aimed to equip ML-AGENT with the capacity to independently retrieve relevant GitHub repositories and rank them in response to a query. Following the categorization of these repositories, ML-AGENT is designed to select the

sequence in which it reads the README files and any code files present in the repository, mirroring the human reading process. Furthermore, it is intended to evaluate whether the provided information can fulfil the task that the user wishes to accomplish. To this end, we have structured the agent design into four distinct phases, encompassing the processes of retrieval, sorting, planning and generation. Moreover, to homogenize the results returned by all LLM-related modules within the agent, we incorporate the function calling capabilities of GPT-3.5 and GPT-4.

Step 1: Retrieval

In this phase, ML-AGENT extracts keywords from the user’s instructions, including the intended task, desired model, and any other relevant factors. These extracted keywords are then used to search for related repositories on GitHub, storing the meta information of the top five retrieved repositories.

Step 2: Sorting

Next, ML-AGENT utilizes the stored meta information to rank the five selected repositories in descending order based on their relevance to the user’s requirements. The agent then memorizes the sorted list of these repositories.

Step 3: Planning

Following this, the agent reviews the GitHub repositories according to the sorted list and makes decisions. For each repository, ML-AGENT initially extracts the directory structure for reference. Simultaneously, the agent scans all the README files in the repository and memorizes them. The agent then collates the repository’s name, directory structure, main README file, and paths to all README files, using this information to make a preliminary judgment. If the repository is considered suitable, all README files will be sorted, and the list will be memorized before proceeding to Step 4. If the repository fails to meet the user’s instructions, the agent refines its selection.

Step 4: Generation

Finally, the agent decides on the next steps based on the contents of the README, the directory structure of the repository, and the user’s instructions. These next steps may include directly generating the corresponding code or script, deciding to open files to extract code or parameter snippets, or rejecting the current README, forming a loop. The loop can only be exited by either writing Python code or Bash script, or by returning to Step 3.

5.3 AGENT RESULTS ANALYSIS

The results for ML-AGENT are displayed in Table 8. The data indicates that ML-AGENT’s performance is marginally behind the GPT-4 model in the Oracle Segment setting, demonstrating optimal performance among the four repositories: DGL, If, ESM, and OpenCLIP.

Table 8: This table shows the **Pass@5** scores of ML-AGENT, **GPT 4** and **Claude 2** on **Oracle Segment**, **Raw README** and **BM25 Retrieval** settings in different GitHub repositories on quarter set.

| Repos | ML-AGENT | GPT 4 | | | Claude 2 | | |
|----------|---------------|----------------|---------------|----------------|----------------|---------------|----------------|
| | | Oracle Segment | Raw README | BM25 Retrieval | Oracle Segment | Raw README | BM25 Retrieval |
| DGL | 66.67 | 66.67 | 16.67 | 0.00 | 33.33 | 0.00 | 0.00 |
| BERT | 42.86 | 42.86 | 57.14 | 28.57 | 14.28 | 100.00 | 14.29 |
| Lavis | 50.00 | 50.00 | 75.00 | 50.00 | 50.00 | 12.50 | 37.50 |
| If | 100.00 | 100.00 | 100.00 | 42.86 | 28.57 | 14.29 | 42.86 |
| vid2vid | 12.50 | 25.00 | 50.00 | 25.00 | 62.50 | 12.50 | 0.00 |
| ESM | 87.50 | 75.00 | 37.50 | 62.50 | 37.50 | 87.50 | 12.50 |
| OpenCLIP | 57.14 | 57.14 | 42.86 | 42.86 | 14.29 | 57.14 | 14.29 |
| TSL | 57.14 | 42.86 | 42.86 | 0.00 | 85.71 | 14.29 | 14.29 |
| EAP | 57.14 | 100.00 | 71.42 | 0.00 | 14.29 | 42.86 | 0.00 |
| Py-GAN | 0.00 | 62.50 | 12.50 | 12.50 | 87.50 | 25.00 | 37.50 |
| Total | 52.05 | 61.64 | 49.32 | 27.40 | 43.84 | 42.47 | 24.66 |

Taking DGL and ESM as examples, in DGL, the expected Bash script for the model to generate is located in a README file within folders. To accurately generate this code, the user must first locate the correct README folder. ML-AGENT successfully identifies the file and produces the desired

result with a high degree of accuracy. In the ESM repository, we noticed that the agent scanned the Jupyter files in folders and constructed executable code based on the contents of these Jupyter files.

Nevertheless, there are repositories where ML-AGENT’s performance is sub-optimal, such as Py-GAN and Vid2Vid. In the case of Py-GAN, our agent examined the Python files referenced by README, as opposed to directly writing Bash script files with adequate information. For Vid2Vid, the agent’s "Generation PHP score" was only 0.5185, significantly lower than the average score of 0.8114 for all repositories. This poor performance can be attributed to incorrect parameter generation and erroneous Bash script.

In light of these observations, we believe that ML-AGENT effectively mirrors human behavior in selecting and reading files. However, it does exhibit some weaknesses, such as its inability to accurately select files or halt the reading of new files when the requirements have been met.

6 RELATED WORK

6.1 AGENT

The rapid advancement of usages (Yao et al. (2023); Li et al. (2023); Wang et al. (2023c); Cai et al. (2023)) for large language models (Brown et al. (2020); Shao et al. (2022); Zhao et al. (2023a)) has propelled the evolution of intelligent agents within the realm of artificial intelligence (Zhao et al. (2023b); Xi et al. (2023)). The development of agents based on LLMs encompasses two primary facets: general agents and task-specific agents.

General agents. General agents refer to agents that are not specifically assigned a predefined task during construction. This category of agents demonstrates the capability to autonomously undertake a diverse range of complex tasks through mechanisms such as planning, reaction, memorization, reasoning, and the establishment of communication protocols (Yao et al. (2023), Wang et al. (2023b)), like AutoGPT (Gravitas (2023)), XAgent (Team (2023)), AgentVerse (Chen et al. (2023b)), HOLMES (Chen et al. (2023a)) and MetaGPT (Hong et al. (2023)).

Task-specific agents. Task-specific agents pertain to agents meticulously engineered for the explicit purpose of undertaking a specific task. Illustrative instances encompass MindAgent (Gong et al. (2023)), designed to augment collaborations between humans and NPCs in games, and Voyager (Wang et al. (2023a)), tailored for playing Minecraft.

6.2 CODE GENERATION

Code generation has been a subject of longstanding inquiry within the field of NLP, and it has demonstrated activity in the formulation of methodologies and the establishment of benchmarks (Chen et al. (2021), Christopoulou et al. (2022), Orlanski et al. (2023), Wang et al. (2023d), Cassano et al. (2022); Tang et al. (2023b); Tang et al. (2023a)). There are two avenues for code generation: one involves advancing the capability for straightforward code generation, while the other leverages code generation for facilitating tool usage.

Straightforward Code generation. The objective of straightforward code generation is to produce code snippets that fulfill user requirements or contribute to code completion (Feng et al. (2020), Li et al. (2022)), encompassing the development of foundational models for code generation (Zheng et al. (2023), AI (2023)).

Tool-using. Tool-using code generation empowers the model’s ability of tool calling, enabling it to acquire the proficiency to invoke tools when engaging with the user, like ToolLLM (Qin et al. (2023)), Gorilla (Patil et al. (2023)) and HuggingGPT Shen et al. (2023).

7 CONCLUSION

In this paper, we introduced ML-Bench, a comprehensive benchmark designed to evaluate the effectiveness of utilizing existing functions in available packages for machine learning tasks. Our benchmark serves as a critical tool for assessing the efficiency and adaptability of various methods in

real-world scenarios. Furthermore, we proposed ML-Agent, an innovative agent capable of reading files and writing scripts to effectively fulfill user needs. This agent represents a significant step forward in automating and streamlining machine learning workflows, thereby reducing the barrier to entry for users with varying levels of expertise. Our extensive evaluations, conducted across different settings and models within ML-Bench, demonstrate the robustness and versatility of ML-Agent. These evaluations not only validate the effectiveness of our approach but also provide valuable insights into the potential areas for future research and development in this domain. We believe that ML-Bench and ML-Agent together make a substantial contribution to the field of machine learning, offering researchers and practitioners new tools to advance the state of the art in automated machine learning processes.

8 LIMITATION

Our study, while comprehensive within its scope, is subject to certain limitations that stem primarily from linguistic and data source constraints.

Linguistic Limitation - English as a Working Language We exclusively focused on English for our analyses and model development. This choice, while pragmatic due to English’s prevalence in scientific literature and technical documentation, inherently limits the generalizability of our findings. English, as a language, possesses unique syntactic and semantic structures that may not be representative of other languages. Consequently, the applicability of our results to non-English contexts is uncertain. This linguistic limitation also restricts the diversity of perspectives and cultural nuances that non-English documents could offer. Such perspectives are particularly crucial in fields like Natural Language Processing (NLP) and Machine Learning (ML), where cultural and contextual understanding significantly influences model performance and bias.

Data Source Limitation - Reliance on GitHub Repositories in English Our reliance on GitHub repositories with documents exclusively in English introduces a selection bias. GitHub, while a rich source of open-source projects and documentation, may not comprehensively represent the broader landscape of software development practices and trends globally. This choice potentially overlooks significant contributions and insights from non-English-speaking communities. These communities often host their work on other platforms or use other languages for documentation, leading to a skewed understanding of global software development practices. Furthermore, this limitation might impact the development of tools and models that are tailored for a more diverse set of programming environments and community needs. The underrepresentation of non-English repositories could lead to models that are less effective or inclusive when applied in multilingual or culturally diverse contexts.

Methodological Limitation - Relying on Pre-built Machine Learning Packages In our methodology, we opted to utilize existing machine learning packages instead of developing algorithms from scratch. While this approach allowed us to leverage well-established, tested, and optimized tools, it also introduces certain constraints. Dependence on pre-built packages means our work is confined to the capabilities and limitations of these tools. This reliance could limit our ability to fully explore novel or unconventional approaches that might be possible with custom-built algorithms. Moreover, this choice potentially impacts the reproducibility and customization of our findings. Researchers who seek to build upon our work may encounter similar constraints imposed by the pre-built packages we utilized. These limitations have the potential to hinder innovation and adaptation in different contexts or for specific use cases.

Scope Limitation - Tasks Limited to README File Descriptions Our research methodology strictly adheres to tasks and applications as described in the README files of the GitHub repositories. This approach ensures clarity and focus but also restricts the scope of our study to pre-defined tasks. By adhering strictly to the specified tasks, our study may overlook potential applications or challenges that are not explicitly documented in the README files. This limitation can result in a narrower understanding of the tools and models we examined, as it fails to explore their full potential and applicability. The reliance on README descriptions also assumes that these documents

comprehensively and accurately reflect all relevant aspects of the repositories, which may not always be the case. Important tasks or nuances might be undocumented or underrepresented in these files.

9 ETHICS STATEMENT

In conducting our research, we have carefully considered the ethical implications of our work, particularly in the realms of data annotation and related activities. Our methodologies and processes have been meticulously designed to ensure that they are free from ethical concerns. We affirm that our research practices, including the handling of data, have been conducted with the utmost integrity and in compliance with ethical standards.

Throughout the study, we have not engaged in any practices that could raise ethical issues in data annotation or other aspects of our work. Our approach has been guided by principles that prioritize respect for data integrity, transparency in our methods, and adherence to established ethical guidelines. We have taken necessary measures to ensure that our research does not inadvertently contribute to or perpetuate any form of bias or ethical misconduct.

Our team remains committed to upholding the highest standards of ethical research, ensuring that our work contributes positively to the field without compromising ethical values or responsibilities.

REFERENCES

- DeepSeek AI. DeepSeek Coder, 2023. URL <https://github.com/deepseek-ai/deepseek-coder>.
- Jacob Austin, Augustus Odena, Maxwell Nye, Maarten Bosma, Henryk Michalewski, David Dohan, Ellen Jiang, Carrie J. Cai, Michael Terry, Quoc V. Le, and Charles Sutton. Program synthesis with large language models. *arXiv preprint arXiv:2108.07732*, 2021.
- Tom Brown, Benjamin Mann, Nick Ryder, Melanie Subbiah, Jared D Kaplan, Prafulla Dhariwal, Arvind Neelakantan, Pranav Shyam, Girish Sastry, Amanda Askell, et al. Language models are few-shot learners. *Advances in neural information processing systems*, 33:1877–1901, 2020.
- Nghi D. Q. Bui, Hung Le, Yue Wang, Junnan Li, Akhilesh Deepak Gotmare, and Steven C. H. Hoi. CodeTF: One-stop transformer library for state-of-the-art code LLM. *arXiv preprint arXiv:2306.00029*, 2023.
- Zefan Cai, Baobao Chang, and Wenjuan Han. Human-in-the-loop through chain-of-thought. *arXiv preprint arXiv:2306.07932*, 2023.
- Federico Cassano, John Gouwar, Daniel Nguyen, Sydney Nguyen, Luna Phipps-Costin, Donald Pinckney, Ming-Ho Yee, Yangtian Zi, Carolyn Jane Anderson, Molly Q Feldman, Arjun Guha, Michael Greenberg, and Abhinav Jangda. MultiPL-E: A scalable and extensible approach to benchmarking neural code generation. *arXiv preprint arXiv:2208.08227*, 2022.
- Liang Chen, Yichi Zhang, Shuhuai Ren, Haozhe Zhao, Zefan Cai, Yuchi Wang, Peiyi Wang, Tianyu Liu, and Baobao Chang. Towards end-to-end embodied decision making via multi-modal large language model: Explorations with GPT4-Vision and beyond. *arXiv preprint arXiv:2310.02071*, 2023a.
- Mark Chen, Jerry Tworek, Heewoo Jun, Qiming Yuan, Henrique Ponde de Oliveira Pinto, Jared Kaplan, Harri Edwards, Yuri Burda, Nicholas Joseph, Greg Brockman, et al. Evaluating large language models trained on code. *arXiv preprint arXiv:2107.03374*, 2021.
- Weize Chen, Yusheng Su, Jingwei Zuo, Cheng Yang, Chenfei Yuan, Chi-Min Chan, Heyang Yu, Yaxi Lu, Yi-Hsin Hung, Chen Qian, Yujia Qin, Xin Cong, Ruobing Xie, Zhiyuan Liu, Maosong Sun, and Jie Zhou. AgentVerse: Facilitating multi-agent collaboration and exploring emergent behaviors. *arXiv preprint arXiv:2308.10848*, 2023b.
- Xinyun Chen, Maxwell Lin, Nathanael Schärli, and Denny Zhou. Teaching large language models to self-debug. *arXiv preprint arXiv:2304.05128*, 2023c.

- Fenia Christopoulou, Gerasimos Lampouras, Milan Gritta, Guchun Zhang, Yinpeng Guo, Zhongqi Li, Qi Zhang, Meng Xiao, Bo Shen, Lin Li, et al. PanGu-Coder: Program synthesis with function-level language modeling. *arXiv preprint arXiv:2207.11280*, 2022.
- Zhangyin Feng, Daya Guo, Duyu Tang, Nan Duan, Xiaocheng Feng, Ming Gong, Linjun Shou, Bing Qin, Ting Liu, Daxin Jiang, et al. Codebert: A pre-trained model for programming and natural languages. *arXiv preprint arXiv:2002.08155*, 2020.
- Daniel Fried, Armen Aghajanyan, Jessy Lin, Sida I. Wang, Eric Wallace, Freda Shi, Ruiqi Zhong, Wen-tau Yih, Luke Zettlemoyer, and Mike Lewis. InCoder: A generative model for code infilling and synthesis. *arXiv preprint arXiv:2204.05999*, 2022.
- Ran Gong, Qiuyuan Huang, Xiaojian Ma, Hoi Vo, Zane Durante, Yusuke Noda, Zilong Zheng, Song-Chun Zhu, Demetri Terzopoulos, Li Fei-Fei, and Jianfeng Gao. MindAgent: Emergent gaming interaction. *arXiv preprint arXiv:2309.09971*, 2023.
- Significant Gravitass. AutoGPT, 2023. URL <https://github.com/Significant-Gravitas/AutoGPT>.
- Dan Hendrycks, Steven Basart, Saurav Kadavath, Mantas Mazeika, Akul Arora, Ethan Guo, Collin Burns, Samir Puranik, Horace He, Dawn Xiaodong Song, and Jacob Steinhardt. Measuring coding challenge competence with APPS. In *Thirty-fifth Conference on Neural Information Processing Systems Datasets and Benchmarks Track*, 2021.
- Sirui Hong, Xiawu Zheng, Jonathan Chen, Yuheng Cheng, Ceyao Zhang, Zili Wang, Steven Ka Shing Yau, Zijuan Lin, Liyang Zhou, Chenyu Ran, et al. MetaGPT: Meta programming for a multi-agent collaborative framework. *arXiv preprint arXiv:2308.00352*, 2023.
- Carlos E Jimenez, John Yang, Alexander Wettig, Shunyu Yao, Kexin Pei, Ofir Press, and Karthik Narasimhan. Swe-bench: Can language models resolve real-world github issues? *arXiv preprint arXiv:2310.06770*, 2023.
- Guohao Li, Hasan Abed Al Kader Hammoud, Hani Itani, Dmitrii Khizbullin, and Bernard Ghanem. CAMEL: Communicative agents for "mind" exploration of large language model society. *arXiv preprint arXiv:2303.17760*, 2023.
- Yujia Li, David Choi, Junyoung Chung, Nate Kushman, Julian Schrittwieser, Rémi Leblond, Tom Eccles, James Keeling, Felix Gimeno, Agustin Dal Lago, Thomas Hubert, Peter Choy, Cyprien de Masson d’Autume, Igor Babuschkin, Xinyun Chen, Po-Sen Huang, Johannes Welbl, Sven Gowal, Alexey Cherepanov, James Molloy, Daniel J. Mankowitz, Esme Sutherland Robson, Pushmeet Kohli, Nando de Freitas, Koray Kavukcuoglu, and Oriol Vinyals. Competition-level code generation with AlphaCode. *Science*, 378(6624):1092–1097, 2022.
- Tianyang Liu, Canwen Xu, and Julian McAuley. RepoBench: Benchmarking repository-level code auto-completion systems. *arXiv preprint arXiv:2306.03091*, 2023a.
- Xiao Liu, Hao Yu, Hanchen Zhang, Yifan Xu, Xuanyu Lei, Hanyu Lai, Yu Gu, Hangliang Ding, Kaiwen Men, Kejuan Yang, et al. AgentBench: Evaluating LLMs as agents. *arXiv preprint arXiv:2308.03688*, 2023b.
- Gabriel Orlanski, Kefan Xiao, Xavier Garcia, Jeffrey Hui, Joshua Howland, Jonathan Malmaud, Jacob Austin, Rishabh Singh, and Michele Catasta. Measuring the impact of programming language distribution. In *Proceedings of the 40th International Conference on Machine Learning*, 2023.
- Shishir G. Patil, Tianjun Zhang, Xin Wang, and Joseph E. Gonzalez. Gorilla: Large language model connected with massive APIs. *arXiv preprint arXiv:2305.15334*, 2023.
- Yujia Qin, Shihao Liang, Yining Ye, Kunlun Zhu, Lan Yan, Yaxi Lu, Yankai Lin, Xin Cong, Xiangru Tang, Bill Qian, Sihan Zhao, Lauren Hong, Runchu Tian, Ruobing Xie, Jie Zhou, Mark Gerstein, Dahai Li, Zhiyuan Liu, and Maosong Sun. ToolLLM: Facilitating large language models to master 16000+ real-world APIs. *arXiv preprint arXiv:2307.16789*, 2023.

- Nan Shao, Zefan Cai, Chonghua Liao, Yanan Zheng, Zhilin Yang, et al. Compositional task representations for large language models. In *The Eleventh International Conference on Learning Representations*, 2022.
- Yongliang Shen, Kaitao Song, Xu Tan, Dongsheng Li, Weiming Lu, and Yueting Zhuang. Hugging-GPT: Solving AI tasks with chatGPT and its friends in hugging face. In *Thirty-seventh Conference on Neural Information Processing Systems*, 2023.
- Noah Shinn, Federico Cassano, Ashwin Gopinath, Karthik R Narasimhan, and Shunyu Yao. Reflexion: language agents with verbal reinforcement learning. In *Thirty-seventh Conference on Neural Information Processing Systems*, 2023.
- Disha Shrivastava, Denis Kocetkov, Harm de Vries, Dzmitry Bahdanau, and Torsten Scholak. RepoFusion: Training code models to understand your repository. *arXiv preprint arXiv:2306.10998*, 2023.
- Xiangru Tang, Bill Qian, Rick Gao, Jiakang Chen, Xinyun Chen, and Mark B. Gerstein. BioCoder: A benchmark for bioinformatics code generation with contextual pragmatic knowledge. *arXiv preprint arXiv:2308.16458*, 2023a.
- Xiangru Tang, Yiming Zong, Yilun Zhao, Arman Cohan, and Mark Gerstein. Struc-Bench: Are large language models really good at generating complex structured data? *arXiv preprint arXiv:2309.08963*, 2023b.
- XAgent Team. XAgent: An autonomous agent for complex task solving, 2023.
- Guanzhi Wang, Yuqi Xie, Yunfan Jiang, Ajay Mandlekar, Chaowei Xiao, Yuke Zhu, Linxi Fan, and Anima Anandkumar. Voyager: An open-ended embodied agent with large language models. In *NeurIPS 2023 Foundation Models for Decision Making Workshop*, 2023a.
- Lei Wang, Chen Ma, Xueyang Feng, Zeyu Zhang, Hao Yang, Jingsen Zhang, Zhiyuan Chen, Jiakai Tang, Xu Chen, Yankai Lin, Wayne Xin Zhao, Zhewei Wei, and Ji-Rong Wen. A survey on large language model-based autonomous agents. *arXiv preprint arXiv:2308.11432*, 2023b.
- Peiyi Wang, Lei Li, Liang Chen, Dawei Zhu, Binghuai Lin, Yunbo Cao, Qi Liu, Tianyu Liu, and Zhifang Sui. Large language models are not fair evaluators. *arXiv preprint arXiv:2305.17926*, 2023c.
- Yue Wang, Hung Le, Akhilesh Deepak Gotmare, Nghi D.Q. Bui, Junnan Li, and Steven C. H. Hoi. CodeT5+: Open code large language models for code understanding and generation. *arXiv preprint arXiv:2305.07922*, 2023d.
- Zhiheng Xi, Wenxiang Chen, Xin Guo, Wei He, Yiwen Ding, Boyang Hong, Ming Zhang, Junzhe Wang, Senjie Jin, Enyu Zhou, et al. The rise and potential of large language model based agents: A survey. *arXiv preprint arXiv:2309.07864*, 2023.
- Tianbao Xie, Fan Zhou, Zhoujun Cheng, Peng Shi, Luoxuan Weng, Yitao Liu, Toh Jing Hua, Junning Zhao, Qian Liu, Che Liu, Leo Z. Liu, Yiheng Xu, Hongjin Su, Dongchan Shin, Caiming Xiong, and Tao Yu. OpenAgents: An open platform for language agents in the wild. *arXiv preprint arXiv:2310.10634*, 2023.
- Shunyu Yao, Jeffrey Zhao, Dian Yu, Nan Du, Izhak Shafran, Karthik R Narasimhan, and Yuan Cao. ReAct: Synergizing reasoning and acting in language models. In *The Eleventh International Conference on Learning Representations*, 2023.
- Daoguang Zan, Bei Chen, Yongshun Gong, Junzhi Cao, Fengji Zhang, Bingchao Wu, Bei Guan, Yilong Yin, and Yongji Wang. Private-library-oriented code generation with large language models. *arXiv preprint arXiv:2307.15370*, 2023.
- Fengji Zhang, Bei Chen, Yue Zhang, Jin Liu, Daoguang Zan, Yi Mao, Jian-Guang Lou, and Weizhu Chen. RepoCoder: Repository-level code completion through iterative retrieval and generation. *arXiv preprint arXiv:2303.12570*, 2023.

- Haozhe Zhao, Zefan Cai, Shuzheng Si, Xiaojian Ma, Kaikai An, Liang Chen, Zixuan Liu, Sheng Wang, Wenjuan Han, and Baobao Chang. MMICL: Empowering vision-language model with multi-modal in-context learning. *arXiv preprint arXiv:2309.07915*, 2023a.
- Wayne Xin Zhao, Kun Zhou, Junyi Li, Tianyi Tang, Xiaolei Wang, Yupeng Hou, Yingqian Min, Beichen Zhang, Junjie Zhang, Zican Dong, et al. A survey of large language models. *arXiv preprint arXiv:2303.18223*, 2023b.
- Qinkai Zheng, Xiao Xia, Xu Zou, Yuxiao Dong, Shan Wang, Yufei Xue, Zihan Wang, Lei Shen, Andi Wang, Yang Li, Teng Su, Zhilin Yang, and Jie Tang. CodeGeeX: A pre-trained model for code generation with multilingual evaluations on HumanEval-X. In *Proceedings of the 29th ACM SIGKDD Conference on Knowledge Discovery and Data Mining*, pp. 5673–5684, New York, NY, USA, 2023.
- Wangchunshu Zhou, Yuchen Jiang, Long Li, Jialong Wu, Tiannan Wang, Shi Qiu, Jintian Zhang, Jing Chen, Ruipu Wu, Shuai Wang, Shiding Zhu, Jiyu Chen, Wentao Zhang, Ningyu Zhang, Huajun Chen, Peng Cui, and Mrinmaya Sachan. Agents: An open-source framework for autonomous language agents. *arXiv preprint arXiv:2309.07870*, 2023.

A DETAILS OF SELECTED GITHUB REPOSITRIES

| Domain | GitHub | Star | URL | #README | Last Updated |
|-----------------|----------------------------|-------|---|---------|--------------|
| Text | BERT | 35693 | https://github.com/google-research/bert | 1 | 2020.03.11 |
| | Tensor2Tensor | 14280 | https://github.com/tensorflow/tensor2tensor | 9 | 2023.04.01 |
| | Text Classification | 7665 | https://github.com/brightmart/text_classification | 1 | 2022.09.21 |
| GNN | GNN | 12429 | https://github.com/dmlc/dgl | 154 | 2023.11.16 |
| molecular | ESM | 2462 | https://github.com/facebookresearch/esm | 8 | 2023.06.27 |
| Image-GAN | PyTorch-GAN | 14947 | https://github.com/eriklindernoren/PyTorch-GAN | 1 | 2021.01.07 |
| Multi-Modality | LAVIS | 7300 | https://github.com/salesforce/lavis | 8 | 2023.09.25 |
| | IF | 7237 | https://github.com/deep-floyd/if | 1 | 2023.06.03 |
| | OPEN CLIP | 6856 | https://github.com/mlfoundations/open_clip | 1 | 2023.11.01 |
| | Stable | 31506 | https://github.com/Stability-AI/stablediffusion | 1 | 2023.03.25 |
| Video | Vid2Vid | 8393 | https://github.com/NVIDIA/vid2vid | 2 | 2019.07.04 |
| Time-Series | Time-Series-Library | 2670 | https://github.com/thuml/Time-Series-Library | 1 | 2023.11.10 |
| Attention Usage | External-Attention-pytorch | 9949 | https://github.com/xmu-xiaoma666/External-Attention-pytorch | 1 | 2023.10.25 |
| Medicine | MedicalZooPytorch | 1516 | https://github.com/black0017/MedicalZooPytorch | 21 | 2022.02.07 |

Table 9: Detailed information about the selected GitHub repositories.

B EXPERIMENTAL SETUP DETAILS

| Repos | CodeLlama | | | | | | GPT 3.5 | | | | | |
|----------|------------|-------|----------------|------|----------------|------|------------|-------|----------------|------|----------------|------|
| | Raw README | | BM25 retrieval | | Oracle segment | | Raw README | | BM25 retrieval | | Oracle segment | |
| | Train | Test | Train | Test | Train | Test | Train | Test | Train | Test | Train | Test |
| vid2vid | 4468 | 4669 | 408 | 1615 | 556 | 556 | 3569 | 3807 | 338 | 1240 | 416 | 416 |
| If | 3972 | 4202 | 1390 | 1065 | 3023 | 3023 | 3042 | 3320 | 1119 | 851 | 2367 | 2367 |
| DGL | 7401 | 9668 | 312 | 2598 | 179 | 138 | 5924 | 7194 | 275 | 1924 | 143 | 110 |
| Py-GAN | 10619 | 10644 | 532 | 515 | 314 | 314 | 9067 | 9092 | 433 | 424 | 268 | 268 |
| ESM | 11955 | 12705 | 585 | 1419 | 177 | 173 | 9218 | 10101 | 486 | 1168 | 139 | 136 |
| BERT | 13373 | 14309 | 401 | 985 | 372 | 375 | 10558 | 11323 | 335 | 783 | 287 | 290 |
| OpenCLIP | 8005 | 8403 | 415 | 1517 | 5420 | 5420 | 6340 | 6813 | 350 | 1202 | 4397 | 4397 |
| Lavis | 4447 | 4779 | 471 | 1735 | 1984 | 1984 | 3377 | 3699 | 372 | 1347 | 1547 | 1547 |
| TSL | 1891 | 2008 | 382 | 1136 | 345 | 345 | 1460 | 1598 | 315 | 918 | 276 | 276 |
| EAP | 20701 | 20655 | 1155 | 473 | 105 | 118 | 14591 | 14908 | 857 | 410 | 69 | 80 |
| SD | 4203 | / | 471 | / | 234 | / | 3341 | / | 393 | / | 183 | / |
| MedZooPy | 2393 | / | 1101 | / | 133 | / | 1868 | / | 879 | / | 99 | / |
| TCL | 8363 | / | 304 | / | 116 | / | 7066 | / | 278 | / | 96 | / |
| T2T | 4566 | / | 476 | / | 192 | / | 3673 | / | 399 | / | 153 | / |

Table 10: Detailed length of tokens for each repository.

C CONTRIBUTION

- Xiangru Tang, Zefan Cai, Yuliang Liu, Junjie Lu, Yichi Zhang, Yanjun Shao, and Kaikai An wrote the paper
- Junjie Lu, Yichi Zhang, Yanjun Shao, Zexuan Deng, Helan Hu, Zengxian Yang, Kaikai An, Ruijun Huang, Shuzheng Si, Sheng Chen, Haozhe Zhao, Zhengliang Li, Liang Chen, Yiming Zong, Yan Wang, and Tianyu Liu participated in the data annotation process.
- Yuliang Liu, Xiangru Tang, and Zefan Cai lead this project.
- Yilun Zhao, Yujia Qin, Wangchunshu Zhou, Tianyu Liu, Zhiwei Jiang, and Baobao Chang participated in the discussion.
- Arman Cohan and Mark Gerstein advised this project.