

# AUTOPLANBENCH: Automatically generating benchmarks for LLM planners from PDDL

Katharina Stein and Daniel Fišer and Jörg Hoffmann and Alexander Koller

Saarland Informatics Campus  
Saarland University, Saarbrücken, Germany  
{kstein, koller}@coli.uni-saarland.de  
{danfis, hoffmann}@cs.uni-saarland.de

## Abstract

LLMs are being increasingly used for planning-style tasks, but their capabilities for planning and reasoning are poorly understood. We present AUTOPLANBENCH, a novel method for automatically converting planning benchmarks written in PDDL into textual descriptions and offer a benchmark dataset created with our method. We show that while the best LLM planners do well on some planning tasks, others remain out of reach of current methods.

## 1 Introduction

Large Language Models (LLMs) have led to huge improvements on a large variety of NLP tasks. One active research direction concerns the question whether LLMs can do reasoning and, more specifically, planning. This encompasses both symbolic planning tasks, e.g. in robot control (Ahn et al., 2022), text-based games (Yao et al., 2023) or Minecraft problem solving (Wang et al., 2023; Zhu et al., 2023), but also less structured tasks such as question answering (e.g. Wei et al., 2022; Khot et al., 2021), visual programming (Gupta and Kembhavi, 2023), and the orchestration of API calls (Prasad et al., 2023).

The success of these methods on their respective benchmarks raises the question whether LLMs are actually effective at combinatorially complex tasks such as planning and reasoning or whether existing benchmarks only exercise a simple fragment of the full reasoning task – after all, LLMs give no correctness guarantees, and they do not perform any search, which was previously thought to be crucial for such tasks. Valmeekam et al. (2023a) investigated this question by manually converting a small number of benchmark tasks for classical AI planners, which are specified in the Planning Domain Description Language (PDDL) (Ghallab et al., 1998), into natural-language tasks for LLMs. They found that LLMs were not reliably able to solve traditional planning problems, such as Blocksworld.

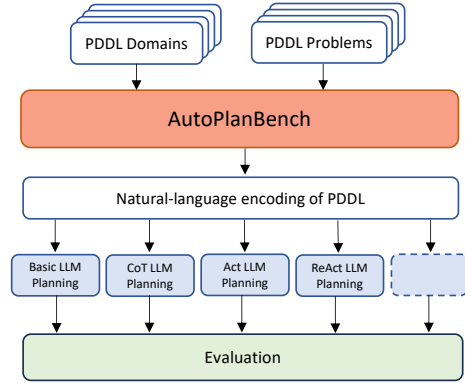


Figure 1: AUTOPLANBENCH facilitates evaluation of different LLM planners across different domains by automatically converting PDDL planning tasks.

In this paper, we go beyond Valmeekam’s work by offering AUTOPLANBENCH, a method for automatically converting PDDL problem specifications into benchmarks for LLMs (Fig. 1). In contrast to Valmeekam’s approach, AUTOPLANBENCH requires no manual effort for running LLM planning on new domains; the PDDL specification is converted into natural language automatically. This makes it possible, for the first time, to investigate the planning capabilities of LLMs at a larger scale, and it ensures that knowledge that the human problem converter might have about the planning domain does not slip into the natural language task. In addition to the code for converting PDDL into language, we are also releasing an initial data set of natural-language conversions of 12 PDDL domains and of a set of problems for each of them.<sup>1</sup>

In order to convert PDDL to text at wide coverage, we use a domain-independent LLM prompting method (§3). The key technical challenge is to ensure that the (syntactic and semantic) relationship between an action and its arguments are captured correctly and that PDDL object types are

<sup>1</sup>Code and dataset are available here: <https://github.com/mincraft-saar/autoplanbench/tree/main>.

made explicit in the action descriptions in an adequate way. We then establish that on the domains that Valmeekam et al. (2023a) converted by hand, our automatic method yields comparable results (§4). Finally, we demonstrate the usefulness of our wider-coverage approach by converting 9 further PDDL domains from the planning literature and evaluating a number of LLM planning approaches on them. We find that ReAct backed by GPT-4 (OpenAI, 2023) outperforms the other methods, but no LLM planning approach does well on all PDDL domains. We conclude with a discussion of the characteristics that make a planning problem difficult to solve for an LLM planner (§5).

## 2 Background

### 2.1 PDDL

The Planning Domain Description Language (PDDL) (Ghallab et al., 1998) is a schematic language based on first-order logic introduced for the International Planning Competitions<sup>2</sup> that became a standard definition language for classical planning problems. Each task in PDDL consists of a domain and problem file. The domain file defines the world model using predicates describing possible world states, and actions whose execution changes the current state. The problem file defines a specific instance from the domain by specifying available objects, the initial state and the goal.

Each action is defined by its precondition specifying what has to be true in the state where the action is applied, and by its effect saying what will become true (add effect) and false (delete effect) in the resulting state after action’s execution. The solution to a planning problem is a plan—a sequence of actions leading from the initial state to a state where the goal condition holds.

Figure 2 shows an excerpt from the Logistic domain that models delivering packages with trucks within cities and with planes between cities. The action “drive-truck” describing driving a truck between two locations is parametrized with variables “?truck”, “?loc-from”, “?loc-to” and “?city” whose instantiation with objects specifies the truck being driven, the start and the destination location and the city in which the locations are. The precondition states that the action can only be executed if the truck is at the location ?loc-from and both locations are in the city ?city. The effect makes the atom (at

```
(:types truck obj location city - object
  airport - location ...)

(:predicates (at ?obj ?loc) (in-city ?obj ?city) ...)

(:action DRIVE-TRUCK
  :parameters (?truck - truck ?loc-from ?loc-to - location ?city - city)
  :precondition (and (at ?truck ?loc-from) (in-city ?loc-from ?city)
    (in-city ?loc-to ?city))
  :effect (and (not (at ?truck ?loc-from)) (at ?truck ?loc-to)))
```

(a) PDDL domain definition with the type hierarchy (green), a subset of predicates (blue), and the “drive-truck” action.

```
(:objects c0 - city
  t0 - truck
  l0-0 l1-0 - location
  p0 - obj )

(:init
  (in-city l0-0 c0)
  (in-city l1-0 c0)
  (at t0 l0-0)
  (at p0 l1-0) )

(:goal (and (at p0 l0-0)) )
```

(b) PDDL problem file consisting of the available objects with their types, the initial state and the goal condition.

Figure 2: Excerpt from the typed PDDL Logistics domain definition (2a) and an example problem file.

?truck ?loc-from) false and (at ?truck ?loc-to) becomes true, i.e., it changes the state by moving the truck ?truck from ?loc-from to ?loc-to.

Variables can also have types restricting which objects can be used for their instantiation. For example, ?truck has the type “truck” which in our example has only one corresponding object “t0”. There are different variants of the PDDL language with varying expressiveness. Here, we consider a variant of PDDL allowing typing of variables and restricted to conjunctive conditions with negations.

### 2.2 PDDL and LLMs

Valmeekam et al. (2023a) presented Planbench, a benchmark framework for assessing different aspects of reasoning capabilities of LLMs based on classical planning problems formulated in PDDL.

Their assessment pipeline first translates actions, predicates and states from PDDL to natural language (NL). Then, an LLM is prompted to generate a plan based on a NL descriptions of the domain, the initial and goal state and few-shot examples. The predicted NL plans get translated into PDDL and are automatically evaluated by a plan validator.

This process allows a systematic and objective evaluation of the performance of LLMs on different reasoning related test cases. However, their approach requires the existence of textual descriptions of the domains which they manually created for two domains. Additionally, they rely on manually created mappings from PDDL actions and predicates to NL fragments in order to generate NL

<sup>2</sup><https://www.icaps-conference.org/competitions/>



```

1 I can carry out the following actions:
  drive a truck A from a location B to a location C in a city D
  fly an airplane A from an airport B to an airport C
  [...]

2 I have the following restrictions on my actions:
  I can only drive a truck A from a location B to a location C in a
  city D if it is the case that C is a location and A is at B and D is
  a city and C is in the city D and B is a location and A is a truck
  and B is in the city D
  [...]

3 The actions have the following effects on the state:
  Once I drive a truck A from a location B to a location C in a city D,
  it is the case that A is at C
  Once I drive a truck A from a location B to a location C in a city D,
  it is not the case anymore that A is at B
  [...]

4 Everything that is a location is also an object
  Everything that is an airport is also a location
  [...]

```

(a) NL encoding of the Logistics domain, consisting of the available actions (1), their preconditions (2) and effects (3) as well as the type hierarchy (4).

```

1 My goal is that in the end obj_0 is at location_0

2 My current initial situation is as follows:
  There are 5 objects: city_0, truck_0, location_0, location_1, obj_0

3 Currently, location_0 is in the city city_0, truck_0 is at
  location_0, obj_0 is at location_1

```

(b) NL encoding of a Logistics problem stating the goal (1), the available objects (2) and the initial state (3).

Figure 3: Excerpt from the NL encodings generated by AUTOPLANBENCH (3a) for the PDDL shown in Fig. 2.

fragments using a rule-based approach and they include exactly the information from the PDDL domains. Figure 3a shows an excerpt from the NL Logistics domain description. All NL domain encodings start with the description of the possible actions (1), followed by all preconditions (2) and all effects (3). If the domain is typed, we add a verbalization of the type hierarchy at the end (4). For each action, the preconditions and effects are described in two sentences each: one stating all the positive preconditions or add effects and one stating all negated preconditions or delete effects respectively. This structure strikes a balance between the number of sentences and the length of the sentences. We use an heuristic to add indefinite determiners to ensure that the domain encodings refer to objects in general instead of specific objects (e.g. “drive **a** truck A”) and that the referring expressions allow correct coreference resolution.

**Problem Encodings.** As described in §2, PDDL problem files define the available objects, the initial state and the goal conditions of a problem. The NL problem encodings generated by AUTOPLANBENCH include exactly the same information as illustrated in Figure 3b.

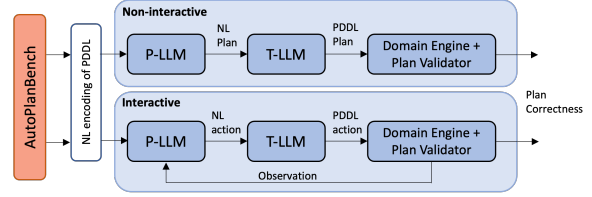


Figure 4: Overview over the set-up of the non-interactive and the interactive planning approaches.

The object names in PDDL problems can be any sequence of strings and they often consist of single letters and numbers. For the NL encodings of the planning problems more natural and semantically related names for the objects are desirable. We generate new names for the objects based on types. If a domain is typed, we name each object after its (most specific) type and enumerate them, e.g. “truck\_0”. Otherwise, we use the most general PDDL type “object” for all objects names.

A world state is defined by the set of all predicates that are true in it. The initial state is therefore encoded as a concatenation of the predicates defining the state where the objects are referred to by the adapted object names. Likewise, the goal conditions are encoded based on the NL encodings of the predicates and the object names.

## 4 Experiments

We run a set of LLM planning experiments to verify that the automatically generated NL encodings yield comparable results to the manual encodings when evaluating LLM planners. Additionally, we conduct experiments on a set of 12 planning domains thereby illustrating how AUTOPLANBENCH facilitates investigations on LLM planning capabilities across different approaches and domains.

### 4.1 LLM Planning Set-up

We implemented a non-interactive and an interactive set-up as illustrated in Figure 4. Both set-ups include two LLMs, the P-LLM and T-LLM.

**P-LLM.** The P-LLM is responsible for the planning and predicts a complete NL plan (non-interactive) or individual actions (interactive) given the NL domain and problem encoding and one planning example (see D for the prompts).

**T-LLM.** The T-LLM translates the P-LLM outputs to actions in the PDDL domain. The domain-specific prompts and translation examples for are generated automatically based on the PDDL-to-NL



mappings (see D for details). Our approach can be applied to any domain and is independent the order of the verb and its arguments in the NL encoding. This enables more flexibility than the domain-specific, rule-based approach from Valmeekam et al. (2023a).

**Domain Engine.** Taking inspiration from text-based games such as ScienceWorld (Wang et al., 2022) and AlfWorld (Shridhar et al., 2021) that have been used in the context of LLM planning (e.g. Yao et al., 2023; Lin et al., 2023), we implemented a domain engine that simulates the world model of the PDDL domain by updating the world state after each executable action. It makes use of the plan validator VAL<sup>3</sup> to determine whether an action is applicable in the current state and whether the goal conditions are met after its execution.

For each action, the domain engine provides the information about the goal satisfaction and an observation. If the action is executable, the observation is a statement that the actions is being executed (e.g. “I drive truck truck\_0 from ...”). If the action is not executable, it states why this is the case, e.g. “I cannot drive truck truck\_0 from location location\_0 in city city\_0 to location location\_1 in the same city because truck\_0 is not at location\_0.”.

The domain engine is used to evaluate the correctness of the plans. Additionally, the observations are added to the P-LLM input in the interactive set-up where the plan is generated incrementally.

## 4.2 LLM Planning Approaches

We employ four LLM planning approaches: Basic, CoT, Act and ReAct. Their different behavior is elicited by different structures of the planning examples in the input prompt (see Fig. 5).

**Non-interactive.** In the Basic approach, the P-LLM is prompted to generate a plan in one step. The planning example consists of the NL encoding of the example problem and the gold plan in NL. This approach corresponds to the planning approach tested by Valmeekam et al. (2023a).

Wei et al. (2022) showed that prompting an LLM to generate a chain of thoughts, i.e. a sequence of reasoning steps, improves the results on a range of reasoning tasks. We therefore include a chain-of-thought LLM planning approach (CoT) where the generation of thoughts by the P-LLM is elicited by thoughts in the planning example (see Fig. 5).

	Non-interactive	Interactive
No-thoughts	<pre>[STATEMENT] My goal is that in the end {GOAL} My current initial situation is as follows: {AVAILABLE OBJECTS WITH TYPES} {INITIAL STATE DESCRIPTION} [PLAN] {ACTION 1} {ACTION 2} ... [PLAN END]</pre>	<pre>My goal is that in the end {GOAL} I: My current initial situation is as follows: {AVAILABLE OBJECTS WITH TYPES} {INITIAL STATE DESCRIPTION} You: {ACTION 1} I: {OBSERVATION FROM ENVIRONMENT} You: {ACTION 2} I: {OBSERVATION FROM ENVIRONMENT} ... You: You are finished</pre>
Thoughts	<pre>[STATEMENT] My goal is that in the end {GOAL} My current initial situation is as follows: {AVAILABLE OBJECTS WITH TYPES} {INITIAL STATE DESCRIPTION} Let's think step by step [PLAN] Think: {Thought 1} Instruction: {ACTION 1} Think: {Thought 2} Instruction: {ACTION 2} ... Think: {Thought N} Instruction: You are finished [PLAN END]</pre>	<pre>My goal is that in the end {GOAL} I: My current initial situation is as follows: {AVAILABLE OBJECTS WITH TYPES} {INITIAL STATE DESCRIPTION} You: Think: {Thought 1} Instruction: {ACTION 1} I: {OBSERVATION FROM ENVIRONMENT} You: Think: {Thought 2} Instruction: {ACTION 2} I: {OBSERVATION FROM ENVIRONMENT} ... You: Think: {Thought N} Instruction: You are finished</pre>

Figure 5: Structure of the few-shot examples for the Basic, CoT, Act and ReAct approach (top to bottom, left to right). Parts in curly brackets are placeholders for the actual, problem-specific content.

**Interactive.** We also employ a ReAct planning approach (Yao et al., 2023) that combines CoT reasoning with information from an environment and was proposed for interactive decision-making tasks. The P-LLM incrementally outputs a thought and an action. Each generation step takes into account the complete previous interaction history including observations from the domain engine.

As the fourth approach, we include the Act approach to assess the effect of observations. It works in the same way as ReAct but does not include reasoning thoughts (see right part of Figure 5).

**Example generation.** All planning examples, i.e. the few-shot examples for the P-LLM are generated automatically by converting the example problem and its optimal gold plan into NL using AUTOPLANBENCH. For the interactive approaches the domain engine is used to generate trajectories including the observations.

For CoT and ReAct, reasoning thoughts are required for the planning examples. We adopt an LLM-based approach to obtain them where first the ReAct example is generated with placeholders for the thoughts. For Logistics and Blocksworld we add reasoning thoughts manually. We then use the Logistics ReAct example to prompt an LLM to come up with appropriate thoughts for examples from the other domains. For the CoT planning examples the observations get removed afterwards (see Appendix E for details).

## 4.3 Experimental Set-up

**Data.** For the comparison to the manual encodings we use the Blocksworld and Logistics NL

<sup>3</sup><https://github.com/KCL-Planning/VAL>

descriptions from Valmeekam et al. (2023a) and the Depot description from the PlanBench repository.<sup>4</sup> We select nine additional classical planning domains defined in the PDDL version covered by our work<sup>5</sup> and convert them automatically.

For each domain, we include 21 solvable problems with optimal plan lengths between 3 and 20. We select one of them as planning example. If available, we select a problem with an optimal plan length of four or five and otherwise the one with the shortest plan. To limit the costs, we further shorten the ReAct examples to three steps. The optimal gold plans are generated with the Fast Downward planner (Helmert, 2006). For more details about the domains and problems see Appendix B.

**Experiments.** We use the GPT-4 model as the APB-LLM, P-LLM, T-LLM and for the thought generation (see Appendix A for details). We run all four LLM planning approaches on the problems from the 12 domains. For the interactive approaches, the planning terminates if the P-LLM correctly predicts to have reached the goal. We add a maximum step limit to stop the planning if the problem is not solved. To limit the costs we set the step limit to 24 which is at least twice the average optimal plan length for all but one domain.

**Symbolic-Planning Baselines.** We use Breadth-First Search (BFS), as a basic uninformed search method, to get sense of the hardness of the tested tasks. We impose 10 minutes time limit to BFS.

We furthermore use random action selection as a kind of sanity check. This baseline simply selects, in each state, an applicable action uniformly at random. This approach represents what happens when trying to solve the given task without any planning knowledge, nor any intelligence, at all. Therefore, if some planning approach X beats this baseline, then it can be concluded that X incorporates more than zero planning ability. As we shall see, this is indeed convincingly the case for the LLM-based planners considered here. To enable a direct comparison, we impose on the random action selection the same length bound as on the LLMs, 24 steps. We average the results of random action selection over 5 runs on each task.

**Metrics.** We calculate the accuracy (Acc) and the average length factor of the correct predicted

plans compared to the optimal plans (LF). A plan is considered as correct if the goal state is reached with the last predicted step.

Interactively generated plans can hence still be correct if the LLM predicts non-executable actions. However, trying to execute an action and continuing with a new prediction if the execution fails is not always an option in planning applications. We therefore introduce  $\text{Acc}^0$  as a metric to measure the number of plans that would be correct under the stricter constraint that correct planning means to generate a correct and directly executable plan.  $\text{Acc}^0$  hence provides a better suitable assessment for tasks where failed execution attempts pose a problem. For the LF computation we only count the executable actions.

## 4.4 Results

**Automatic vs. manual.** The upper part of Table 2 shows the results on the Blocksworld, Logistics and Depot domain when providing the NL encodings generated by AUTOPLANBENCH compared to when providing the manual encodings (Valm23). The performance tracks very well across our encodings and the manual ones for all four planning approaches.

**Planning Approaches.** The lower part of Table 2 presents the results on the additional domains. For most of the domains, the Acc of the Basic approach is low. Both adding reasoning thoughts and enabling the P-LLM to interact with the environment improves the results and both together (ReAct) perform best overall. The  $\text{Acc}^0$  results were not affected by the step limit as all of the incorrect plans generated by Act and ReAct include incorrect predictions. The LF results show that if the Basic approach finds a correct plan it is close to optimal. In contrast, the CoT approach generates plans that are much longer than the optimal plans.

## 5 Discussion

In this section, we discuss the results from the experiments in more detail.

### 5.1 AUTOPLANBENCH Encodings

The main contribution of our work is the AUTOPLANBENCH tool to automatically generate NL encodings of PDDL domains with the goal to use them in research on the planning and reasoning capabilities of LLMs. Our automatic approach allows to do LLM planning on classical planning

<sup>4</sup><https://github.com/karthikv792/LLMs-Planning/tree/main/plan-bench>

<sup>5</sup>Domains taken from here: <https://github.com/AI-Planning/pddl-generators/tree/main>

	Basic		CoT		Act			ReAct			Rd	BFS
	Acc	LF	Acc	LF	Acc	Acc <sup>0</sup>	LF	Acc	Acc <sup>0</sup>	LF	Acc	Acc
Blocksworld	0.50	1.18	0.30	2.80	0.80	0.25	1.39	0.95	0.55	1.42	0.13	1.00
Valm23	0.45	1.15	0.55	4.03	0.90	0.50	2.12	0.90	0.75	1.67		
Logistics	0.10	1.00	0.3	2.89	0.55	0.20	1.70	0.70	0.35	1.19	0.04	1.00
Valm23	0.15	1.00	0.3	3.18	0.75	0.20	1.60	0.75	0.45	1.11		
Depot	0.05	1.06	0.15	2.69	0.20	0.05	1.13	0.40	0.10	1.14	0.00	1.00
Valm23	0.05	1.22	0.05	2.36	0.20	0.05	1.14	0.35	0.00	1.22		
Ferry	0.10	1.0	0.95	3.68	0.40	0.10	2.42	1.00	1.00	1.14	0.13	1.00
Floortile	0.00	–	0.00	–	0.00	0.00	–	0.00	0.00	–	0.00	0.90
Goldminer	0.10	1.00	0.20	3.25	0.30	0.10	1.00	0.40	0.30	1.00	0.12	1.00
Grid	0.15	1.00	0.20	3.40	0.70	0.25	1.42	0.80	0.25	1.15	0.06	1.00
Grippers	0.40	1.80	0.75	4.80	0.55	0.30	1.71	0.95	0.95	1.37	0.02	1.00
Movie	0.60	1.00	0.00	–	1.00	0.45	1.37	0.85	0.00	1.74	0.19	1.00
Rovers	0.00	–	0.10	3.28	0.50	0.00	1.18	0.55	0.05	1.11	0.11	1.00
Satellite	0.10	1.00	0.50	3.35	0.90	0.20	1.46	0.90	0.55	1.23	0.00	1.00
Visitall	0.90	1.04	0.85	3.36	1.00	0.90	1.08	1.00	0.90	1.10	0.75	1.00

Table 2: The accuracy (Acc), Acc<sup>0</sup> and the factor of optimal plan length (LF) of the four LLM planning approaches on the 12 planning domains encoded using AUTOPLANBENCH and the accuracy of random action selection (Rd) and Breadth-First (BFS) search. The upper part additionally shows the results when using the manual encodings from Valmeekam et al. (2023a) (Valm23). All results are averaged over 20 problems.

domains at a larger scale without requiring costly annotations or domain expertise.

When comparing LLM planning performance on our domain and problem encodings and on the manual ones from Valmeekam et al. (2023a) we see a drop in performance for CoT on Blocksworld and ReAct on Logistics. We identified two main differences between the domain encodings.

First, the manual encodings contain additional information not, or not explicitly, expressed in the PDDL. For example, the manual Blocksworld encodings states that “a block is clear if the block has no other blocks on top of it and if the block is not picked up” although this information is not part of the PDDL domain and hence not included in the automatic encodings. The manual Logistics encoding explicitly states that the task is “to transport packages within cities via trucks and between cities via airplanes”. This information is not explicitly included in the PDDL domain but needs to be inferred from the preconditions of the actions.

The second difference concerns the object names. If no types are defined AUTOPLANBENCH assigns names of the form “object\_x” whereas the manual Logistics encodings map each object to a name consisting of its type, e.g. “truck\_0”. The manual Blocksworld names even include colors e.g. “red block”. While search-based planners are not af-

ected by the names of objects, actions and predicates, LLMs are more susceptible to their semantics (Valmeekam et al., 2023b).

Any gains in the results for the manual encodings are most likely caused by additional domain knowledge that the annotators added into the NL encodings on top of the actual domain definition. The automatically generated encodings allow more systematic and fairer comparisons.

Overall, we conclude that our automatically generated encodings of planning problems and domains lead to an comparable planning performance across different planners and domains. Additionally, the overall ranking of the planning approaches and of the domains stays the same.

## 5.2 LLM Planning Performance

Overall, our results support previous claims that LLMs do not perform well on generating correct and directly executable plans for classical planning problems (e.g. Valmeekam et al., 2023a; Liu et al., 2023). BFS solves all but one problem within seven minutes and most problems are solved in 10 seconds. This shows that even for search-based planning approaches without any heuristic, the specific problems tested in the experiments are easy while many of them are hard for LLM planners.

In line with previous work on reasoning we find

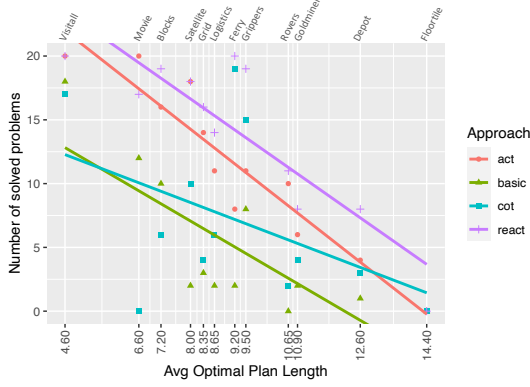


Figure 6: Number of problems solved per domain (y-axis) plotted against the average optimal plan length of the problems from that domain (x-axis).

that prompting the LLM to reason about the task improves the performance (Wei et al., 2022). Also, allowing the LLM planner to correct its predictions based on feedback improves the success rate. However, a “try-and-error” approach is often a not feasible way to determine action applicability in the real world due to costs and potential risks. The  $\text{Acc}^0$  results show that LLM planners perform much worse in set-ups where trying out actions and correcting them is not a possible option.

The interactive LLM planning approaches outperform the random baseline by a large margin. This suggests that LLMs incorporate knowledge that helps them predict better suited next actions than selecting actions at random. Note here in particular that the random baseline selects only from the set of applicable actions whereas the LLM does not have this constraint.

### 5.3 Challenges for LLM Planning

We observe large differences in the performance of the LLM planners between domains. One potential factor influencing the performance is the plan length. Figure 6 shows the number of correctly solved problems for each domain by the optimal plan length averaged over all 20 problems of the domain. Overall the LLM planners perform better on domains with shorter problems. This could indicate that LLMs are worse at reasoning over long-term interactions or at generalizing from one-shot examples to longer instances.

We replicate the findings from Liu et al. (2023) that GPT-4 is not able to generate correct complete plans in the Floortile domain and we show that even more advanced LLM planning approaches fail. Two characteristics of the domain could ex-

plain the complexity: First, the domain includes complex spatial relations and there are e.g. separate “move” actions for different directions. Furthermore, there can be dead-end states, i.e. states from which the goal cannot be reached anymore, in the Floortile domain and in the Goldminer domain. Analyzing the problems not solved with ReAct we find that 92.7% of the unsolved Goldminer and 75% of the unsolved Floortile problems ended in a dead-end state. Dead-end state do not pose a problem for search-based planning algorithms but LLM planners are not able to effectively avoid them.

The positive effect of adding thoughts was largest for the Ferry domain. In the NL encodings, “(at-ferry ?l)” got translated to “?l is at the ferry” instead of “the ferry is at ?l” which was “fixed” in the thoughts generated for the planning example. This illustrates that LLMs perform better if actions in a planning domain works similar to the real world.

For the Movie domain, CoT and ReAct perform worst. All optimal plans for problems of this domain have a subsequence of actions in common. However, the interactive planning examples differ from all tested problems as they were shortened (see §4.2) and do not include all of these actions. A manual inspection showed that all predicted plans start like the example plan and actions not shown get predicted when they are not applicable. This suggests that LLMs have limited capacity to generalize to (the preconditions of) unseen actions.

## 6 Conclusion

The main contribution of this work is AUTOPLANBENCH for automatically converting classical planning benchmarks from PDDL into natural language encodings. In LLM planning experiments on a new suite of 12 planning domains, we find that the planning performance differs considerably between the domains.

By evaluating LLM planners across such a broad range of planning domains, we can pinpoint features of planning problems that make them hard to for LLMs, e.g. plan length and dead-end states. Enabling LLM planners to handle the combinatorics of such domains, either through better prompts or through the use of neurosymbolic models, is an interesting avenue for future research.

## 7 Limitations

**PDDL coverage.** As stated in Section 2 and 3, AUTOPLANBENCH currently only deals with plan-



ning domains defined using a subset of the possible operators and features available in PDDL. The approach can be extended further to cover more expressive PDDL.

**Generalization of results.** All results from the LLM planning approaches are from a single run from GPT-4. Therefore, we cannot draw conclusions on how our results generalize to different LLMs and one-shot planning examples. We chose to focus on few-shot prompts with GPT-4 because previous work has shown these to be the strongest available models for planning. We welcome future research that uses AutoPlanBench to evaluate other LLM planners as well.

**No correctness guarantees.** The LLM-based approach for converting PDDL into NL has no guarantees that the resulting NL encoding captures the meaning of the PDDL exactly. Nevertheless, all automatically created NL domain encodings are consistent within themselves. This also holds if the encodings for individual actions or predicates are semantically weird such as for the Ferry domain (e.g. “location\_0 is at the ferry”, see §5.3). This is ensured by the approach that composes the domain encodings from the NL fragments. Furthermore, we show that the automatic NL encodings perform comparable to manual encodings.

**Thought generation.** The LLM-based approach does not guarantee that the generated thoughts are correct. Additionally, it might happen that the LLM does not generate the required number of thoughts for the example problem, especially when using weaker LLMs. Nevertheless we show that even the automatically generated thoughts improve the performance of LLM planners and can be used for comparative analysis of LLM planners on different domains.

## 8 Acknowledgements

We thank Julia Wichlacz for fruitful discussions and valuable feedback. Funded by the Deutsche Forschungsgemeinschaft (DFG, German Research Foundation) – Project-ID 232722074 – SFB 1102.

## References

Michael Ahn, Anthony Brohan, Noah Brown, Yevgen Chebotar, Omar Cortes, Byron David, Chelsea Finn, Chuyuan Fu, Keerthana Gopalakrishnan, Karol Hausman, Alex Herzog, Daniel Ho, Jasmine Hsu, Julian Ibarz, Brian Ichter, Alex Irpan, Eric Jang,

Rosario Jauregui Ruano, Kyle Jeffrey, Sally Jesmonth, Nikhil J Joshi, Ryan Julian, Dmitry Kalashnikov, Yuheng Kuang, Kuang-Huei Lee, Sergey Levine, Yao Lu, Linda Luu, Carolina Parada, Peter Pastor, Jornell Quiambao, Kanishka Rao, Jarek Rettinghouse, Diego Reyes, Pierre Sermanet, Nicolas Sievers, Clayton Tan, Alexander Toshev, Vincent Vanhoucke, Fei Xia, Ted Xiao, Peng Xu, Sichun Xu, Mengyuan Yan, and Andy Zeng. 2022. [Do as i can, not as i say: Grounding language in robotic affordances](#). *arXiv preprint arXiv:2204.01691*.

Malik Ghallab, Adele Howe, Craig Knoblock, Drew McDermott, Ashwin Ram, Manuel Veloso, Daniel Weld, and David Wilkins. 1998. Pddl - the planning domain definition language.

Tanmay Gupta and Aniruddha Kembhavi. 2023. Visual programming: Compositional visual reasoning without training. In *Proceedings of the IEEE/CVF Conference on Computer Vision and Pattern Recognition (CVPR)*, pages 14953–14962.

Peter E. Hart, Nils J. Nilsson, and Bertram Raphael. 1968. [A formal basis for the heuristic determination of minimum cost paths](#). *IEEE Transactions on Systems Science and Cybernetics*, 4(2):100–107.

Malte Helmert. 2006. [The fast downward planning system](#). *J. Artif. Intell. Res.*, 26:191–246.

Malte Helmert and Carmel Domshlak. 2009. [Landmarks, critical paths and abstractions: What’s the difference anyway?](#) In *Proceedings of the 19th International Conference on Automated Planning and Scheduling, ICAPS 2009, Thessaloniki, Greece, September 19-23, 2009*. AAAI.

Tushar Khot, Daniel Khashabi, Kyle Richardson, Peter Clark, and Ashish Sabharwal. 2021. [Text modular networks: Learning to decompose tasks in the language of existing models](#). In *Proceedings of the 2021 Conference of the North American Chapter of the Association for Computational Linguistics: Human Language Technologies*, pages 1264–1279, Online. Association for Computational Linguistics.

Bill Yuchen Lin, Yicheng Fu, Karina Yang, Prithviraj Ammanabrolu, Faeze Brahman, Shiyu Huang, Chandra Bhagavatula, Yejin Choi, and Xiang Ren. 2023. [Swiftsage: A generative agent with fast and slow thinking for complex interactive tasks](#). *arXiv preprint arXiv:2305.17390*.

Bo Liu, Yuqian Jiang, Xiaohan Zhang, Qiang Liu, Shiqi Zhang, Joydeep Biswas, and Peter Stone. 2023. [LLM+P: Empowering large language models with optimal planning proficiency](#). *arXiv preprint arXiv:2304.11477*.

OpenAI. 2023. [Gpt-4 technical report](#).

Archiki Prasad, Alexander Koller, Mareike Hartmann, Peter Clark, Ashish Sabharwal, Mohit Bansal, and Tushar Khot. 2023. [Adapt: As-needed decomposition and planning with language models](#). *arXiv preprint arXiv:2311.05772*.

Jendrik Seipp, Álvaro Torralba, and Jörg Hoffmann. 2022. PDDL generators. <https://doi.org/10.5281/zenodo.6382173>.

Mohit Shridhar, Xingdi Yuan, Marc-Alexandre Cote, Yonatan Bisk, Adam Trischler, and Matthew Hausknecht. 2021. [{ALFW}orld: Aligning text and embodied environments for interactive learning](#). In *International Conference on Learning Representations*.

Karthik Valmeekam, Matthew Marquez, Alberto Olmo, Sarath Sreedharan, and Subbarao Kambhampati. 2023a. [Planbench: An extensible benchmark for evaluating large language models on planning and reasoning about change](#). In *Thirty-seventh Conference on Neural Information Processing Systems Datasets and Benchmarks Track*.

Karthik Valmeekam, Matthew Marquez, Sarath Sreedharan, and Subbarao Kambhampati. 2023b. [On the planning abilities of large language models – a critical investigation](#). *arXiv preprint arXiv:2305.15771v1*.

Ruoyao Wang, Peter Jansen, Marc-Alexandre Côté, and Prithviraj Ammanabrolu. 2022. [ScienceWorld: Is your agent smarter than a 5th grader?](#) In *Proceedings of the 2022 Conference on Empirical Methods in Natural Language Processing*, pages 11279–11298, Abu Dhabi, United Arab Emirates. Association for Computational Linguistics.

Zihao Wang, Shaofei Cai, Guanzhou Chen, Anji Liu, Xiaojian Ma, and Yitao Liang. 2023. [Describe, explain, plan and select: Interactive planning with large language models enables open-world multi-task agents](#). *arXiv preprint arXiv:2302.01560*.

Jason Wei, Xuezhi Wang, Dale Schuurmans, Maarten Bosma, brian ichter, Fei Xia, Ed Chi, Quoc V Le, and Denny Zhou. 2022. [Chain-of-thought prompting elicits reasoning in large language models](#). In *Advances in Neural Information Processing Systems*, volume 35, pages 24824–24837. Curran Associates, Inc.

Yaqi Xie, Chen Yu, Tongyao Zhu, Jinbin Bai, Ze Gong, and Harold Soh. 2023. [Translating natural language to planning goals with large-language models](#). *arXiv preprint arXiv:2302.05128*.

Shunyu Yao, Jeffrey Zhao, Dian Yu, Nan Du, Izhak Shafran, Karthik R Narasimhan, and Yuan Cao. 2023. [React: Synergizing reasoning and acting in language models](#). In *The Eleventh International Conference on Learning Representations*.

Xizhou Zhu, Yuntao Chen, Hao Tian, Chenxin Tao, Weijie Su, Chenyu Yang, Gao Huang, Bin Li, Lewei Lu, Xiaogang Wang, Yu Qiao, Zhaoxiang Zhang, and Jifeng Dai. 2023. [Ghost in the minecraft: Generally capable agents for open-world environments via large language models with text-based knowledge and memory](#). *arXiv preprint arXiv:2305.17144*.

## A Experimental Set-up: Model Parameters

All experiments with GPT-4 were conducted using the OpenAI API between 9<sup>th</sup> and 14<sup>th</sup> of November 2023. For all models and tasks we set the temperature to 0.0 and use caching to reduce the cost: If the model has already received the same input (including the prompt, the user message and the history) before, the previously generated response text is retrieved from the cache. This affects in the first place the T-LLM because all planning approaches and individual problems have different initial prompts and therefore the P-LLM should never get exactly the same input twice.

For all other parameters we keep the default values except for the maximum number of tokens:

- APB-LLM: 50
- P-LLM: no limitation
- T-LLM: 256
- LLM to generate thoughts for planning example: 300

## B PDDL Domains and Problems

For our experiments we selected 12 domains from classical planning and we only selected STRIPS domains with only “not” and “and” as operators and we removed the costs if the domain included action costs. . For the Blocksworld, Logistics and Depot domain we used the domain PDDL files and problems from the PlanBench repository<sup>6</sup>. For all other domains we take the domain files from the PDDL-Generators repository<sup>7</sup> (Seipp et al., 2022) which offers a collection of planning domains and problem generators for the domains. We use the available problem generators to generate the problems included in our dataset.

The MovieSeq domain is the only domain to which we made larger changes as described in Table 3 which gives an overview over the tasks in the different domains.

Table 4 presents for each domain the optimal plan length, number of goal conditions, number of predicates in the initial state and the number of available objects averaged over the 21 problems. Additionally, the last three columns present the

<sup>6</sup><https://github.com/karthikv792/LLMs-Planning/tree/main/plan-bench>

<sup>7</sup><https://github.com/AI-Planning/pddl-generators/tree/main>

number of unique actions, predicates and types for all of the domains.

The optimal plans were generated by the Fast Downward planner with the A\* algorithm (Hart et al., 1968) and the LMCut heuristic (Helmert and Domshlak, 2009).

### C AUTOPLANBENCH Prompts and Examples

Figure 7 and 8 show the prompts used to derive the core natural language encodings for the predicates and the actions based on which the overall domain encodings, problem encodings and few-shot examples are generated. The same few-shot examples are used for each input domain and we manually created them for both generating the predicate and action NL templates. The last few-shot example for the action “move” in Figure 8 was designed to avoid that the LLM picks up the pattern that the order of parameters in the natural language encoding needs to match the order of parameters in PDDL.

Table 5 presents the NL encodings generated by AUTOPLANBENCH for all PDDL predicates and actions of the Logistics domain.

### D LLM Planning Prompts

Figure 10 and 9 present the prompt templates for the interactive and non-interactive planning approaches respectively. Figure 11 and Figure 12 show the complete prompts for running the Basic and ReAct planning on one of the problems from the Blocksworld domain.

The prompts for the T-LLM are automatically created by AUTOPLANBENCH from the template in Figure 13. For each domain, the pairs of PDDL and NL encodings of all actions of the domain are included in the prompt. Additionally, AUTOPLANBENCH creates few-shot examples for the translation from NL to PDDL by randomly sampling up to five distinct actions with different numbers of parameters if possible and sampling the required number of different objects from a list of example object names. The example object names were designed such that they are similar to object names from the actual planning problems but unlikely to overlap with them. The example objects are included in the list of available objects in the prompt which is extended by the actual objects of the specific problem instance. Except for the objects list, the prompt is the identical for all problem instances of the same domain. In particular, there

are no differences between the different planning approaches with respect to the prompt for the T-LLM. Figure 14 shows an example of the prompt for problems in the Blocksworld domain.

### E Automatic Thought Generation

The few-shot examples for the ReAct and CoT approach require the availability of appropriate reasoning thoughts for the steps in the example problem. In order to automate the few-shot example generation, we let GPT-4 generate these thoughts in advance to the planning process. Figure 15 shows the structure of the prompt that is used for the thoughts generation: first, the instructions for the task are given, then a few-shot example for the task of generating thoughts is provided. The few-shot example is always from the same example from the logistics domain and consists of the NL domain encoding, the description and complete trajectory of the problem including the observations from the environment but only placeholders for the thoughts. We manually created the thoughts for the Logistics example and they are included below the trajectory.

Figure 16 shows the Logistics few-shot example in the same format in which it is included in the prompts of the P-LLM in the ReAct approach. The overall example is generated automatically by AUTOPLANBENCH except for the thoughts which we created manually. Figure 17 and 18 illustrate how the Logistics few-shot example is presented in the prompt for generating the thoughts for different domains (here the Blocksworld domain).

As stated in Section 4.3, the problems selected as planning examples were shortened for the ReAct approach and hence for the CoT approach as well. For each of the planning examples, only the last three steps of the plan for the original problem were kept. Additionally, we replaced the original initial state with the state obtained by executing all actions from the original plan that were left out.

Domain	Typed	Description
Blocksworld	no	The task is to rearrange to a set of blocks into specified stacks
Depot	yes	The task is to move crates between depots and distributors using a truck. In order to load and unload the crates a hoist at the specific place must be used. All depots and distributors are connected.
Ferry	no	The task is to transport cars using a ferry to their goal locations. The ferry can only transport one car at a time and only move between non-equal locations. Non-equality is specified by state predicate for all pairs of locations
Floortile	yes	A set of robots need to paint floortiles in a grid world using two colors. Robots can only paint floortiles that are located up or down the current position. There are four actions for moving, one for each direction and robots cannot move on painted tiles.
Goldminer	yes	A robot needs to navigate a grid world to reach the location with gold. The locations are blocked by soft or hard rocks that need to be removed using a laser or a bomb (only soft rocks). Using the laser on the gold location destroys the gold. Connectivity of locations is defined by a predicate.
Grid	no	A robot needs to move in a grid world and move different types of keys to specific locations. Locations can be locked and a matching key can be used to open them. Connectivity of locations is defined by a predicate.
Grippers	yes	A number of robots with two gripper hands need to transport balls between rooms. All rooms are connected.
Logistics	no	The task is to transport packages either within cities using trucks or between cities using airplanes. All cities and locations are connected.
Movie	no	Adapted from the Movie domain where the task is to buy one of each of 5 kinds of snacks, rewind the movie and reset the counter to zero. The rewinding needs to happen before setting the counter but buying snack can happen at any state. In the adapted domain the snacks need to be bought before rewinding the movie and resetting the counter. If snacks are still missing afterwards the rewind action needs to undone before buying again.
Rovers	yes	A number of rovers need to navigate between waypoints, find substance samples, calibrate cameras, take pictures and communicate with a lander
Satellite	yes	The task is to let satellites take images of observations in specific modes. This involves turning on the instruments supporting the target mode, calibrate the satellite and instruments, adapting the direction and taking the images.
Visitall	yes	A robot needs to move in a grid world until having visited all specified goal locations. The robot can only move to connected locations and some locations in the grid are not available.

Table 3: Overview over the 12 different planning domains.



Domain	Acc ReAct	Average				Number of		
		Plan length	#Goal facts	#Initial facts	#Objects	Actions	Predicates	Types
Blocksworld	0.95	7.05	2.10	6.90	4.00	4	7	1
Depot	0.10	12.24	2.71	25.00	18.00	5	8	10
Ferry	1.00	8.95	4.62	20.76	7.67	3	9	1
Floortile	0.00	14.10	5.76	38.57	13.90	7	12	4
Goldminer	0.40	10.62	1.00	33.52	8.14	7	14	2
Grid	0.80	8.14	1.33	54.71	13.29	5	14	1
Grippers	0.95	9.24	4.57	9.71	13.43	3	6	4
Logistics	0.70	8.43	1.95	22.76	11.38	6	11	1
Movie	0.85	6.48	5.48	11.10	10.10	9	15	1
Rovers	0.55	10.43	3.14	35.05	13.19	9	27	8
Satellite	0.90	7.81	2.76	12.43	10.67	5	10	5
Visitall	1.00	4.57	4.33	14.00	6.00	1	5	2

Table 4: Overview over the characteristics of the 21 problem instances (including the few-shot example) per domain that were used for our experiments and over the characteristics of the 12 domains.

Your task is to generate templates for natural language descriptions for actions and predicates defined in the PDDL planning language. Tokens starting with '?' are variables and serve as placeholders. They should always be surrounded by curly brackets in your output. For actions, also include the type for each parameter in the brackets if this information is available. Do not start your output with a capitalized word and do not include sentence final punctuation.

Original: (OBJ ?obj)

Output: {?obj} is an object

Original: (planet ?ob)

Output: {?ob} is a planet

Original: (in ?obj ?loc)

Output: {?obj} is in {?loc}

Original: (in-cottage ?obj ?cott)

Output: {?obj} is in the cottage {?cott}

Original: (undertree ?obj)

Output: {?obj} is under the tree

Original: (handempty)

Output: the hand is empty

Original: (washing ?car)

Output: {?car} is being washed

Original: {PDDL PREDICATE}

Output:

Figure 7: The prompt for the APB-LLM, used to generate the NL encodings for the PDDL predicates.

Your task is to generate templates for natural language descriptions for actions and predicates defined in the PDDL planning language. Tokens starting with '?' are variables and serve as placeholders. They should always be surrounded by curly brackets in your output. For actions, also include the type for each parameter in the brackets if this information is available. Do not start your output with a capitalized word and do not include sentence final punctuation.

Original: action: grasp  
parameters: (?obj ?obj2)

preconditions of grasp: ?obj is a hand and ?obj2 is a box and ?obj is empty  
and ?obj2 is on the table

effects of grasp: it becomes true that ?obj2 is being held by ?obj and it is  
not the case anymore that ?obj is empty and ?obj2 is on the table

Output: grasp {box ?obj2} with {hand ?obj}

Original: action: RIDE-HORSE  
parameters: (?h ?fl ?tl)

preconditions of RIDE-HORSE: ?h is a horse and ?fl is a location and ?tl is a  
location and ?h is at ?fl

effects of RIDE-HORSE: it becomes true that ?h is at ?tl and it is not the  
case anymore that ?h is at ?fl

Output: ride {horse ?h} from {location ?fl} to {location ?tl}

Original: action: put-down  
parameters: (?obj)

preconditions of put-down: ?obj is an object and ?obj is being held

effects of put-down: it becomes true that ?obj is clear and hand is empty and  
?obj is on the table and it is not the case anymore that ?obj is being held

Output: put down {object ?obj}

Original: action: move  
parameters: (?d ?o ?s)

preconditions of move: ?d is a room and ?o is a chair and ?s is a room and ?o  
is in ?s

effects of move: it becomes true that ?o is in ?d and it is not the case  
anymore that ?o is in ?s

Output: move {chair ?o} from {room ?s} to {room ?d}

Original: {ACTION}  
parameters of {ACTION}: {PARAMETERS}  
preconditions of {ACTION}: {NL PRECONDITIONS}  
effects of {ACTION}: {NL EFFECTS}  
Output:

Figure 8: The prompt for the APB-LLM, used to generate the NL encodings for the PDDL actions.

PPDL	NL encoding
(OBJ ?obj)	{?obj} is an object
(TRUCK ?truck)	{?truck} is a truck
(LOCATION ?loc)	{?loc} is a location
(AIRPLANE ?airplane)	{?airplane} is an airplane
(AIRPORT ?airport)	{?airport} is an airport
(CITY ?city)	{?city} is a city
(at ?obj ?loc)	{?obj} is at {?loc}
(in ?obj1 ?obj2)	{?obj1} is in {?obj2}
(in-city ?obj ?city)	{?obj} is in the city {?city}
(load-truck ?obj ?truck ?loc)	load object {?obj} into truck {?truck} at location {?loc}
(load-airplane ?obj ?airplane ?loc)	load object {?obj} into airplane {?airplane} at location {?loc}
(unload-truck ?obj ?truck ?loc)	unload object {?obj} from truck ?truck at location {?loc}
(unload-airplane ?obj ?airplane ?loc)	unload object {?obj} from airplane {?airplane} at location {?loc}
(drive-truck ?truck ?loc-from ?loc-to ?city)	drive truck {?truck} from location {?loc-from} in city {?city} to location {?loc-to} in the same city
(fly-airplane ?airplane ?loc-from ?loc-to)	fly airplane {?airplane} from airport {?loc-from} to airport {?loc-to}

Table 5: Natural language fragments generated by AUTOPLANBENCH for the predicates and examples of the Logistics domain.

You are an assistant for giving instructions to successfully complete small tasks.  
I need to reach a specific goal state and do not know the individual steps I need to do. Please instruct me how to complete my task.  
I can only use objects that are observable in the situation.

My task is to execute actions until reaching my goal. My goal is that in the end {GOAL}

{NL DOMAIN ENCODING}

Here are some examples  
{FEW SHOT EXAMPLE}

Please provide me a step-by-step instruction for how to complete my task.  
Remember: My goal is that in the end {GOAL}.

Please provide each step in a new line.

[STATEMENT]  
My current initial situation is as follows:  
...

Figure 9: Prompting template used for the non-interactive planning approaches. {GOAL} corresponds to the problem-specific goal description, {NL DOMAIN ENCODING} to the domain-specific description and the FEW SHOT EXAMPLE is the approach-specific planning example. At the bottom, the beginning of the target problem description is shown.

You are an assistant for giving instructions to successfully complete small tasks.  
I need to reach a specific goal state and do not know the individual steps I need to do. Please instruct me how to complete my task.  
I can only use objects that are observable in the situation.

My task is to execute actions until reaching my goal. My goal is that in the end {GOAL}

{NL DOMAIN ENCODING}

Here is an example of one complete round of providing me instructions.  
{FEW SHOT EXAMPLE}

Please instruct me how to complete my task. Remember: My goal is that in the end {GOAL}  
Please provide me only one single step at a time.  
You can tell me to look around to get a description of what I see.  
When I am finished with my task then please tell me: 'You are finished'.

My current initial situation is as follows:  
...

Figure 10: Prompting template used for the interactive planning approaches. {GOAL} corresponds to the problem-specific goal description, {NL DOMAIN ENCODING} to the domain-specific description and the FEW SHOT EXAMPLE is the approach-specific planning example. At the bottom, the beginning of the target problem description is shown.



You are an assistant for giving instructions to successfully complete small tasks.  
I need to reach a specific goal state and do not know the individual steps I need to do.  
Please instruct me how to complete my task.  
I can only use objects that are observable in the situation.

My task is to execute actions until reaching my goal. My goal is that in the end  
object\_0 is on object\_2

I can carry out the following actions:  
pick up an object A from the table  
put down an object A  
stack an object A on top of an object B  
unstack an object A from an object B

I have the following restrictions on my actions:  
I can only pick up an object A from the table if it is the case that A is clear and the  
hand is empty and A is on the table  
I can only put down an object A if it is the case that A is being held  
I can only stack an object A on top of an object B if it is the case that A is being  
held and B is clear  
I can only unstack an object A from an object B if it is the case that A is clear and A  
is on B and the hand is empty

The actions have the following effects on the state:  
Once I pick up an object A from the table, it is the case that A is being held  
Once I pick up an object A from the table, it is not the case anymore that A is clear  
and it is not the case anymore that the hand is empty and it is not the case anymore  
that A is on the table  
Once I put down an object A, it is the case that A is on the table and A is clear and  
the hand is empty  
Once I put down an object A, it is not the case anymore that A is being held  
Once I stack an object A on top of an object B, it is the case that A is clear and A is  
on B and the hand is empty  
Once I stack an object A on top of an object B, it is not the case anymore that A is  
being held and it is not the case anymore that B is clear  
Once I unstack an object A from an object B, it is the case that A is being held and B  
is clear  
Once I unstack an object A from an object B, it is not the case anymore that A is clear  
and it is not the case anymore that A is on B and it is not the case anymore that the  
hand is empty

Here are some examples

[STATEMENT]  
My goal is that in the end object\_2 is on object\_1  
My current initial situation is as follows:  
There are 4 objects: object\_0, object\_1, object\_2, object\_3  
Currently, object\_0 is clear, object\_0 is on the table, object\_1 is clear, object\_1 is  
on object\_2, object\_2 is on the table, object\_3 is clear, object\_3 is on the table, the  
hand is empty  
[PLAN]  
unstack object object\_1 from object object\_2  
Now, put down object object\_1  
Next, pick up object object\_2 from the table  
nNext, stack object object\_2 on top of object object\_1  
[PLAN END]

Please provide me a step-by-step instruction for how to complete my task. Remember: My  
goal is that in the end object\_0 is on object\_2.  
Please provide each step in a new line.

[STATEMENT]  
My current situation is as follows:  
There are 4 objects: object\_0, object\_1, object\_2, object\_3  
Currently, object\_0 is clear, object\_0 is on object\_3, object\_1 is on object\_2, object\_2  
is on the table, object\_3 is on object\_1, the hand is empty  
[PLAN]

Figure 11: The complete input prompt for the Basic LLM planning approach for one of the Blocksworld problems, consisting of the overall instruction for the LLM, the goal of the problem, the Blocksworld domain descriptions, one few-shot example, final task instructions and the initial state of the problem.

You are an assistant for giving instructions to successfully complete small tasks. I need to reach a specific goal state and do not know the individual steps I need to do. Please instruct me how to complete my task. I can only use objects that are observable in the situation.

My task is to execute actions until reaching my goal. My goal is that in the end object\_0 is on object\_2

I can carry out the following actions:  
pick up an object A from the table  
put down an object A  
stack an object A on top of an object B  
unstack an object A from an object B

I have the following restrictions on my actions:  
I can only pick up an object A from the table if it is the case that A is clear and the hand is empty and A is on the table  
I can only put down an object A if it is the case that A is being held  
I can only stack an object A on top of an object B if it is the case that A is being held and B is clear  
I can only unstack an object A from an object B if it is the case that A is clear and A is on B and the hand is empty

The actions have the following effects on the state:

Once I pick up an object A from the table, it is the case that A is being held  
Once I pick up an object A from the table, it is not the case anymore that A is clear and it is not the case anymore that the hand is empty and it is not the case anymore that A is on the table  
Once I put down an object A, it is the case that A is on the table and A is clear and the hand is empty  
Once I put down an object A, it is not the case anymore that A is being held  
Once I stack an object A on top of an object B, it is the case that A is clear and A is on B and the hand is empty  
Once I stack an object A on top of an object B, it is not the case anymore that A is being held and it is not the case anymore that B is clear  
Once I unstack an object A from an object B, it is the case that A is being held and B is clear  
Once I unstack an object A from an object B, it is not the case anymore that A is clear and it is not the case anymore that A is on B and it is not the case anymore that the hand is empty

Here is an example of one complete round of providing me instructions.

My goal is that in the end object\_1 is on the table, object\_2 is on object\_1, object\_3 is on the table.

I: My current initial situation is as follows:

There are 3 objects: object\_1, object\_2, object\_3

Currently, object\_1 is on the table, object\_2 is on object\_1, object\_3 is on object\_2, object\_3 is clear, the hand is empty

You:

Think: Currently, object object\_1 is on the table, object object\_2 is on object object\_1, object object\_3 is on object object\_2, object object\_3 is clear, the hand is empty. The object object\_3 needs to be moved on the table.

Instruction: unstack object object\_3 from object object\_2

I: I unstack object object\_3 from object object\_2

You:

Think: Now, object object\_3 is being held and object object\_1 is on the table, object object\_2 is on object object\_1, object\_2 is clear.

Instruction: put down object object\_3

I: I put down object object\_3

You:

Think: object\_1 is on the table, object\_3 is on the table and object\_2 is on object\_1.

Instruction: You are finished.

I: Great!

Please instruct me how to complete my task. Remember: My goal is that in the end object\_0 is on object\_2.

Please provide me only one single step at a time.

You can tell me to look around to get a description of what I see.

When I am finished with my task then please tell me: 'You are finished'.

My current situation is as follows:

There are 4 objects: object\_0, object\_1, object\_2, object\_3

Currently, object\_0 is clear, object\_0 is on object\_3, object\_1 is on object\_2, object\_2 is on the table, object\_3 is on object\_1, the hand is empty

Figure 12: The complete input prompt for the ReAct LLM planning approach for one of the Blocksworld problems, consisting of the overall instruction for the LLM, the goal of the problem, the Blocksworld domain descriptions, one few-shot example, final task instructions and the initial state of the problem.

Your task is to translate natural language instructions into a schematic planning language.

Each of the instructions should be converted to a tuple that matches any of the example templates below, where the tokens starting with a question mark should be replaced by the actual object.

If none of the action templates below matches the original instruction then choose one with a similar meaning if possible. Otherwise, keep the original one.

These are the action templates and their descriptions:

{DOMAIN-SPECIFIC ACTION DEFINITIONS IN PDDL AND NL}

If one of the following objects matches the objects in the original instruction then replace each of the tokens with question marks by the appropriate object. Otherwise, replace it with the original object.

These are the available objects:

{EXAMPLE OBJECTS}

...

{OBJECTS FROM PROBLEM INSTANCE}

...

Here are some examples for your task:

{FEW-SHOT EXAMPLES}

Input: {ACTION PREDICTED BY P-LLM}

Output:

Figure 13: The prompt template for the T-LLM to translate the predicted natural language actions back into PDDL.

Your task is to translate natural language instructions into a schematic planning language.

Each of the instructions should be converted to a tuple that matches any of the example templates below, where the tokens starting with a question mark should be replaced by the actual object.

If none of the action templates below matches the original instruction then choose one with a similar meaning if possible. Otherwise, keep the original one.

These are the action templates and their descriptions:

(pick-up ?obj)

description: pick up object {?obj} from the table

(stack ?ob ?underob)

description: stack object {?ob} on top of object {?underob}

...

If one of the following objects matches the objects in the original instruction then replace each of the tokens with question marks by the appropriate object. Otherwise, replace it with the original object.

These are the available objects:

object\_26

rain

star\_23

...

object\_0

object\_1

...

Here are some examples for your task:

Input: Now, pick up object object\_26 from the table.

Output: (pick-up object\_26)

Input: Once you are done, please stack object star\_23 on top of object rain.

Output: (stack star\_23 rain)

Input: First, put down object object\_26 and then unstack object object\_50 from object socket.

Output: (put-down object\_26)

(unstack object\_50 socket)

Input: The next step is to pick up object object\_50 from the table.

Output: (pick-up object\_50)

Input: {ACTION PREDICTED BY P-LLM}

Output:

Figure 14: The prompt for the T-LLM to translate the predicted natural language actions from the Blocksworld domain back into PDDL.



You are a brilliant and helpful assistant to provide reasoning thoughts for an interaction where one agent instructs another agent to execute a task.

You will be shown the actions that can be carried out, their preconditions and their effects.

Additionally, you will see one interaction between the instruction giver and the instruction follower.

Your task is to come up with an appropriate and good reasoning thought with which [TODO: ADD REASONING THOUGHT] should be replaced.

[LOGISTICS DOMAIN DESCRIPTION GENERATED BY AUTOPLANBENCH]

[DESCRIPTION AND TRAJECTORY OF LOGISTICS EXAMPLE PROBLEM WITH PLACEHOLDERS FOR REASONING THOUGHTS]

[MANUALLY CREATED REASONING THOUGHTS FOR LOGISTICS EXAMPLE]

[TARGET DOMAIN DESCRIPTION GENERATED BY AUTOPLANBENCH]

[DESCRIPTION AND TRAJECTORY OF EXAMPLE PROBLEM FROM TARGET DOMAIN WITH PLACEHOLDERS FOR REASONING THOUGHTS]

The following are good reasoning thoughts for the TODOs:

Figure 15: Prompt template for generating the thoughts for the ReAct and CoT few-shot examples using an LLM.

My goal is that in the end object\_0 is at object\_3.

I: My current initial situation is as follows:

There are 5 entities: object\_0, object\_1, object\_2, object\_3, object\_4

Currently, object\_0 is an object, object\_0 is at object\_1, object\_1 is a truck, object\_1 is at object\_2, object\_2 is a location, object\_2 is in the city object\_4, object\_3 is a location, object\_3 is in the city object\_4, object\_4 is a city

You:

Think: The object object\_0 is currently at the truck object\_1 and the truck object\_1 is at location object\_2 in city object\_4. The object object\_0 needs to be moved to location object\_3 in city object\_4.

Instruction: drive the truck object\_1 from the location object\_2 to the location object\_3 in the city object\_4

I: I drive the truck object\_1 from the location object\_2 to the location object\_3 in the city object\_4

You:

Think: Now, the truck object\_1 is at location object\_3 in city object\_4 and the object object\_0 is still at the truck object\_1.

Instruction: unload the object object\_0 from the truck object\_1 at the location object\_3

I: I unload the object object\_0 from the truck object\_1 at the location object\_3

You:

Think: Now, the object object\_0 is at location object\_3

Instruction: You are finished.

I: Great!

Figure 16: Manually created ReAct few-shot example for the Logistics domain encoded by AUTOPLANBENCH.

You are a brilliant and helpful assistant to provide reasoning thoughts for an interaction where one agent instructs another agent to execute a task.

You will be shown the actions that can be carried out, their preconditions and their effects.

Additionally, you will see one interaction between the instruction giver and the instruction follower.

Your task is to come up with an appropriate and good reasoning thought with which [TODO: ADD REASONING THOUGHT] should be replaced.

I can carry out the following actions:

load an object A into a truck B at a location C  
load an object A into an airplane B at a location C  
unload an object A from a truck B at a location C  
unload an object A from an airplane B at a location C  
drive a truck A from a location B in a city D to a location C in the same city  
fly an airplane A from an airport B to an airport C

I have the following restrictions on my actions:

I can only load an object A into a truck B at a location C if it is the case that B is at C and A is at C and B is a truck and A is an object and C is a location

I can only load an object A into an airplane B at a location C if it is the case that A is at C and B is at C and A is an object and B is an airplane and C is a location

I can only unload an object A from a truck B at a location C if it is the case that A is in B and B is at C and B is a truck and A is an object and C is a location

I can only unload an object A from an airplane B at a location C if it is the case that B is at C and A is an object and B is an airplane and A is in B and C is a location

I can only drive a truck A from a location B in a city D to a location C in the same city if it is the case that B is a location and A is a truck and C is in the city D and A is at B and C is a location and D is a city and B is in the city D

I can only fly an airplane A from an airport B to an airport C if it is the case that A is at B and B is an airport and C is an airport and A is an airplane

The actions have the following effects on the state:

Once I load an object A into a truck B at a location C, it is the case that A is in B

Once I load an object A into a truck B at a location C, it is not the case anymore that A is at C

Once I load an object A into an airplane B at a location C, it is the case that A is in B

Once I load an object A into an airplane B at a location C, it is not the case anymore that A is at C

Once I unload an object A from a truck B at a location C, it is the case that A is at C

Once I unload an object A from a truck B at a location C, it is not the case anymore that A is in B

Figure 17: Example of the prompt for generating the thoughts for the ReAct and CoT few-shot examples based on an example from the Logistics domain. The domain descriptions for the Logistics domain and for the target domain are those generated by AUTOPLANBENCH, the Logistics interaction example with the placeholders is generated automatically as well and the example reasoning thoughts were created manually.

Once I unload an object A from an airplane B at a location C, it is the case that A is at C  
Once I unload an object A from an airplane B at a location C, it is not the case anymore that A is in B  
Once I drive a truck A from a location B in a city D to a location C in the same city, it is the case that A is at C  
Once I drive a truck A from a location B in a city D to a location C in the same city, it is not the case anymore that A is at B  
Once I fly an airplane A from an airport B to an airport C, it is the case that A is at C  
Once I fly an airplane A from an airport B to an airport C, it is not the case anymore that A is at B

My goal is that in the end object\_0 is at object\_3.

I: My current initial situation is as follows:

There are 5 entities: object\_0, object\_1, object\_2, object\_3, object\_4  
Currently, object\_0 is an object, object\_0 is at object\_1, object\_1 is a truck, object\_1 is at object\_2, object\_2 is a location, object\_2 is in the city object\_4, object\_3 is a location, object\_3 is in the city object\_4, object\_4 is a city

You:

Think: [TODO: ADD REASONING THOUGHT]

Instruction: drive truck object\_1 from location object\_2 in city object\_4 to location object\_3 in the same city

I: I drive truck object\_1 from location object\_2 in city object\_4 to location object\_3 in the same city

You:

Think: [TODO: ADD REASONING THOUGHT]

Instruction: unload object object\_0 from truck object\_1 at location object\_3

I: I unload object object\_0 from truck object\_1 at location object\_3

You:

Think: [TODO: ADD REASONING THOUGHT]

Instruction: You are finished.

I: Great!

The following are good reasoning thoughts for the TODOs:

0. Think: The object object\_0 is currently at the truck object\_1 and the truck object\_1 is at location object\_2 in city object\_4. The object object\_0 needs to be moved to location object\_3 in city object\_4.
1. Think: Now, the truck object\_1 is at location object\_3 in city object\_4 and the object object\_0 is still at the truck object\_1.
2. Think: Now, the object object\_0 is at location object\_3

I can carry out the following actions:

pick up an object A from the table

[...]

My goal is that ...

I: ...

[...]

The following are good reasoning thoughts for the TODOs:

Figure 18: Continuation of the prompt in Figure 17