

PixT3: Pixel-based Table To Text generation

Iñigo Alonso,
HiTZ Center - Ixa,
University of the
Basque Country UPV/EHU
inigoborja.alonso@ehu.eus

Eneko Agirre
HiTZ Center - Ixa,
University of the
Basque Country UPV/EHU
e.agirre@ehu.eus

Mirella Lapata
Institute for Language,
Cognition and Computation,
School of Informatics,
University of Edinburgh
mlap@inf.ed.ac.uk

Abstract

Table-to-Text has been traditionally approached as a linear language to text problem. However, visually represented tables are rich in visual information and serve as a concise, effective form of representing data and its relationships. When using text-based approaches, after the linearization process, this information is either lost or represented in a space inefficient manner. This inefficiency has remained a constant challenge for text-based approaches making them struggle with large tables. In this paper, we demonstrate that image representation of tables are more space-efficient than the typical textual linearizations, and multi-modal approaches are competitive in Table-to-Text tasks. We present PixT3, a multimodal table-to-text model that outperforms the state-of-the-art (SotA) in the ToTTo benchmark in a pure Table-to-Text setting while remaining competitive in controlled Table-to-Text scenarios. It also generalizes better in unseen datasets, outperforming ToTTo SotA in all generation settings. Additionally, we introduce a new intermediate training curriculum to reinforce table structural awareness, leading to improved generation and overall faithfulness of the models.

1 Introduction

Data-to-text generation is the task of generating accurate textual descriptions from a non-linguistic structured input such as tables, knowledge bases, tuples, or graphs (Reiter and Dale, 1997; Covington, 2001; Gatt and Kraemer, 2018). Practical uses of this task include generating biographical information descriptions (Lebret et al., 2016), creating sport summaries based on game statistics (Wiseman et al., 2017), and generating interesting facts from Wikipedia tables (Korn et al., 2019). The main objective in these applications is to represent relevant information in the input through natural language descriptions.

In 2015, Elena Kampouris starred in the American Odyssey as Maya Decker.

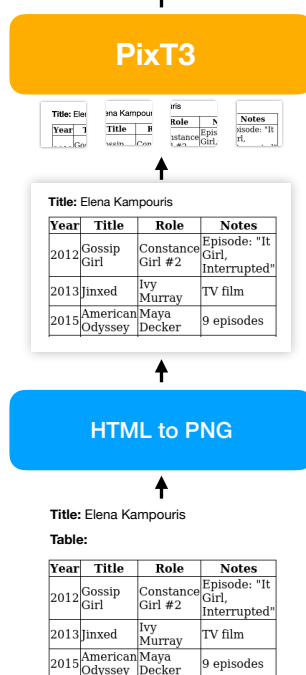


Figure 1: Overview of our multimodal Table-to-Text pipeline.

In a pure Data-to-Text setting, this task is underspecified, meaning that the same table may be described by multiple textual descriptions, all of them equally correct, as each one can focus on different subsets of the input data. In a more precise setting, a selection of the contents used in the description, also referred as Content Selection, are provided alongside the input data. This setting is often referred as Controlled Data-to-Text (Parikh et al., 2020a).

Various Data-to-Text approaches have emerged to address this challenge in both settings. Methods include leveraging the structural information of the input data (Puduppully et al., 2019; Chen et al., 2020b; Wang et al., 2022), using neural templates (Wiseman et al., 2018), or focusing on content

planning (Su et al., 2021; Puduppully et al., 2022). Other techniques (Chen et al., 2020a,c; Aghajanyan et al., 2022; Kasner and Dusek, 2022) also report performance gains in terms of fluency and generalization when leveraging large-scale pre-trained language models (Devlin et al., 2019; Raffel et al., 2020).

A common feature across all these methods is their unimodal approach to this task. Data-to-Text, particularly in the context of Table-to-Text, has been traditionally approached as a linear language to text problem. This is primarily due to tables being predominantly comprised of textual data, and computer vision models historically having limited visual language understanding capabilities. However, visually represented tables are rich in visual information and serve as a concise, effective form of representing data and its relationships. When using text-based approaches, after the linearization process, this information is either lost or represented in a space inefficient manner. This space inefficiency has remained a constant challenge for text-based Table-to-Text approaches making them struggle when tables require an elevated amount of tokens to be represented. In the case of controlled table-to-text generation, current approaches have deviated from utilizing tables altogether and have shifted from controlled Table-to-Text to simply controlled text parsing setting. This shift has rendered the latest models susceptible to generalization and practically ineffective in scenarios where content selection is not explicitly provided.

Recent work (Kim et al., 2022; Davis et al., 2022) has significantly advanced the field of visual language understanding, with Vision Transformer (ViT) (Dosovitskiy et al., 2021) based approaches demonstrating proficiency in various natural language processing tasks, including language modeling (Rust et al., 2023), visual document understanding (Huang et al., 2022), and visual question answering (Masry et al., 2022). Building on top of this architecture, models like Pix2Struct (Lee et al., 2023) extend the capabilities of ViTs, allowing transfer learning for visually-situated language tasks, and addressing the limitations associated with fixed resolution.

We leverage the transfer learning capabilities of Pix2Struct to demonstrate that approaching Table-to-Text generation as an Image-to-Text problem can improve the input size limitations of current approaches while remaining competitive against the latest methods.

Our mayor contributions are as follows:

- We present PixT3, a multimodal table-to-text model that outperforms the state-of-the-art (SotA) in the ToTTo benchmark (Parikh et al., 2020b) in a pure Table-to-Text setting while remaining competitive in controlled Table-to-Text scenarios. PixT3 is also more robust to generalization and does not degrade when the full table is part of the input in controlled Table-to-Text. Notably, PixT3 achieves this with an equivalent parameter count as the current SotA, and a simplified end-to-end architecture.
- We introduce a new intermediate training curriculum to reinforce table structural awareness, leading to improved generation and overall faithfulness of the models.
- We present a new Controlled Table-to-Text generation dataset based on Logic2Text (Chen et al., 2020c) including the content selection values of the target descriptions in the form of highlighted cells.

2 Method

2.1 Background

Previous attempts at approaching Table-to-Text from a multimodal perspective have relied on external Optical Character Recognition systems (OCR) to first extract the text and structure from table images and feed the output to a linearized text-based pipeline (Dash et al., 2023). OCR systems are often noisy, add engineering complexity, reduce adaptability, and may lead to an overall increment of computational cost. However, the main difference between our two approaches is that, in this approach, the table image is considered a limitation rather than a rich source of information. In order to leverage this information a pixel-only model needs to be utilized.

Recent progress with OCR-free pixel-only visual language understanding models like Donut (Kim et al., 2022), Dessurt (Davis et al., 2022), and Pix2Struct (Lee et al., 2023) have bridged the gap with OCR-based pipelines, being the latter the top performant in multiple visual language understanding benchmarks¹.

¹ChartQA, AI2D, OCR VQA, Ref Exp, Widget Cap, Screen2Words. We refer the reader to the original Pix2Struct publication for a more in-depth comparison between these models.

2.2 Pix2Struct

Pix2Struct is a ViT based model pretrained on 80M screenshots of web pages extracted from the URLs in the C4 corpus (Raffel et al., 2020). In the same way as ViTs, Pix2Struct splits the input image into patches of 16x16 pixels each, linearly embed each of them, adds position embeddings, and feed the resulting sequence of vectors to a standard Transformer (Vaswani et al., 2017) encoder.

However, ViTs are typically pre-trained in low resolutions and fixed aspect ratios, and tend to be very sensitive to resolution changes. Supporting variable resolutions and multiple aspect ratios is crucial for Table-to-Text tasks because, in the same way as with many other visually-situated language tasks, table sizes and aspect ratios can be very diverse. Pix2Struct addresses this by first re-scaling the input up or down to extract the maximal number of fixed-size patches that fit within a given sequence length. Then, they replace the typical 1-dimensional absolute positional embedding with a 2-dimensional. This adds resolution flexibility and removes any aspect ratio distortion.

Similarly to (Rust et al., 2023) and (Davis et al., 2022), Pix2Struct is first warmed up with a reading curriculum to improve training stability and finetuning performance. Then the model was pre-trained with a screenshot parsing objective. This objective consists on generating a simplified version of the HTML subtree that represents a highlighted area of a web page screenshot. On top of this they introduce a BART-like (Lewis et al., 2020) learning signal to the pre-training by masking 50% of the text in the input and then requiring the model to produce the entire subtree. This results in a pre-trained model that can be finetuned on tasks containing visually-situated language. Lee et al. (2023) pretrained two model variants, a base model with 282M parameters, and a large model with 1.3B parameters.

Pix2Struct obtains SotA results in many visual language understanding benchmarks across four domains: illustrations, user interfaces, natural images, and documents. However, none of them included Data-to-Text or Table-to-Text. The weights for both the base and large versions of these finetuned Pix2Struct variants are publicly available².

²<https://github.com/google-research/pix2struct>

2.3 PixT3

PixT3 is an image-encoder-text-decoder model based on Pix2Struct (Lee et al., 2023). While the complete pipeline would be considered Table-to-Text as it receives text-formatted tables, this is a purely Image-to-Text model. An overview of the complete pipeline is depicted in figure 1. To create this model we finetuned a "vanilla" version of Pix2Struct on our image rendered version of ToTTo dataset (See 2.4 for a broader description of the rendering process). We follow the original Pix2Struct finetuning process as closely as possible.

2.4 Finetuning Dataset

We use ToTTo (Parikh et al., 2020b) as our training dataset for PixT3. ToTTo is an open-domain English controlled Table-to-Text dataset with 120,761 training examples. Each example contains a Wikipedia table, its page and section title, a set of highlighted table cells, and a one-sentence description. The set of highlighted cells represent the Content Selection required to produce the target description. The human revised sentences, alongside the inclusion of the Content Selection, make this dataset a high-quality unique dataset to train and test, for both controlled and plain Table-to-Text settings.

In order to train an Image-to-Text model like Pix2Struct with this dataset we created a pipeline that first, parses the table to HTML, and then renders the HTML into an image. As the page and section title of each table contain crucial information to generate the target description, we follow (Lee et al., 2023) and we render this text and add it on top of the rendered table to create the input image for our pixel-only model. We create three different versions of this dataset depending on the Data-to-Text setting. Note that for controlled generation setting we only render the page and section title alongside a concatenation of the values of the highlighted cells. This last version of the dataset was created to fairly compare our model against many of the other controlled Table-to-Text models. We do this to much the input information of these models as many of them exclude the table completely. We use the same table style for the first two dataset versions.

2.4.1 Image compression and truncation

Although the architecture of Pix2Struct allows us to set a custom amount of input patches, an increase in the input length still comes at a computational

cost. We follow (Lee et al., 2023) with an input length of 2048 patches of 16×16 pixels each to represent all input images. This results in a maximum image input size of 524,288 pixels. Once the size of the rendered table plus title exceeds this amount of pixels, the input image is downscaled. While many of the tables in ToTTo fit into this limit, other datasets like ToTTo contain tables that exceed this size. Specifically, 41.74% of tables in ToTTo exceed this size, being 5% of the total table images larger than 8.3M pixels (32,768 patches). Downscaling these rendered tables results in a 16 times reduction, and hence, a hit in performance as this extreme size reduction makes the text within the table unreadable. A chart showing how this re-scaling affects the performance of the models can be found in Appendix A.

We see that the average performance remains constant up to the point of down-scaling. Thus, it is worth trying to minimize downscaling as much as possible. In order to do that, we truncate the image of the rendered table to fit within a maximum downscaling factor of 0.39, meaning that images that would require further compression are first compressed to 39% of their original size and then truncated from right to left until they fit into 2048 patches of 16×16 pixels. A full analysis to identify the optimal point between truncation and compression is presented in Appendix B.

2.5 Intermediate training

The first qualitative analysis we conducted over the descriptions produced by PixT3 showed that 45% of faithfulness errors in the Table-to-Text setting were caused by a disregard of table rules. This is, either the produced text exhibited a relation between two unrelated table cells, or the model miss interpreted the amount of rows and columns in the table. One of the basic principles of tables establish that each cell is related and only related to the cells in the same column and the same row. With this in mind, we decided to expose the model to an intermediate training before finetuning it on ToTTo. This acts as a structural learning curriculum to reinforce the notion of this rule on PixT3. This variant of PixT3 intermediately trained with this structural learning curriculum is denominated PixT3Struct.

In a similar fashion to (Chen et al., 2023), we find a self supervised objective (SSL).

2.5.1 Intermediate training Dataset

The task of reinforcing the structural notion of tables to the model resembled the widely known research area of Table Structure Recognition (TSR). Therefore, we consider using two famous TSR datasets, ICDAR2021 (Kayal et al., 2021) and TableBank (Li et al., 2019). However, both of these datasets focus fully on structure recognition with no text assigned to the target cells, requiring us to fill cells with synthetic text. To avoid generating synthetic text, we also considered using ToTTo. However, many SSL objectives required the model to produce long sequences that were unnecessary for our learning curriculum, slowing down the training. Therefore we decided to make use of the table rendering pipeline we developed to turn ToTTo into a image-to-text dataset (See 2.4) and generate a synthetic dataset specifically "tailored" for our use-case while being extra careful with the effects of synthetic text on the downstream task (See section 3.2 for more details).

Our intermediate training dataset is comprised of 135,400 synthetic tables, being 120,000 for training and two sets of 7700 for validation and test. The structure of each table in terms of size, and column and row spans, was randomly determined following ToTTo's training set distribution. We capped the generation at a maximum of 20 columns and 75 rows. As the text within each cell acts as an identifier instead of a meaningful content, the text of each cells is comprised of a random combination of one to five random English alphabet characters and digits.

2.5.2 SSL objective

A common approach that can be found in literature is masking (Devlin et al., 2019). Masking is difficult to implement in Table-to-Text as table values are not correlated to other values and thus a masked cell can not be predicted from other cells in its context. Although table values can be arranged in a way where each value cell is in fact correlated to its neighbours, experimentation conducted in this study has show that such kind of objectives do not contribute positively to improving performance in downstream tasks (Appendix C shows the experimentation we conducted). Another common self supervised objective found in literature is table linearization as shown in (Chen et al., 2023). However, this pre-training objective scales poorly with the table size, as producing an entire linearization of a table would result in long generations leading

Table:

oY	io	HG	eG2S
Z4ikU	O1	aRU	mubk6
URa	dAF		I
l86	GAe	Ob	sUr5
LI	3	Vf1	Svaq2

Target:

```
<<<Q><<<URa><I>>><<<io><O1><GAe><3>>><<HG><aRU><Ob><Vf1>>>>
```

Figure 2: Example of intermediate training Dataset

to slow pretraining. Therefore, we propose a new self supervised objective that requires models to capture the relations between cells within a table with a minimal amount of tokens to produce.

The objective consists on highlighting one random cell in each example of our intermediate training dataset. The model is then trained to produce a sorted list of cells within the same column and row. We follow the same pseudo HTML notation used in Pix2Struct to format our output sequence to ease the model’s transition from its last screenshot parsing objective to this new one. Note that we consider tables with a heterogeneous structure where where cells can span across multiple columns and rows. For cases where the highlighted cell spans across many rows or columns, the expected sequence will contain all cells in the related rows and columns. An example of this objective can be seen in figure 2.

3 Experimental Setup

3.1 Implementation

As mentioned in section 2.2, there are two pre-trained Pix2Struct models: a 282M parameter *base*, and a 1.3B parameter *large* variants. Alongside these, the checkpoints for all 8 versions of all finetuned models in different visually-situated language understanding benchmarks are also publicly available. All experiments were carried out using the *base* version of each model. We later apply all the acquired knowledge to train a *large* variant.

3.1.1 PixT3 and PixT3Struct base

We train a variant of PixT3 and PixT3Struct for every Table-to-Text setting using its corresponding

rendered ToTTo dataset with a maximum down-scaling factor of 0.39 (See section 2.4 for more details). Both models are based on Pix2Struct without any fine-tuning. Fine-tuned versions, such as *docvqa*, converged faster than the ‘vanilla’ Pix2Struct probably thanks to the similarity between the two generation objectives. However, after 8,500 steps, the latter narrowed the performance gap, ultimately outperforming the fine-tuned one, and resulting in a longer but more stable training. All *base* models were fine-tuned with a batch size of 8 and a gradient accumulation of 32 for 14K steps on one A100 GPU. The checkpoints for each model were saved at the epoch with the best performance over the validation set. All models use an input sequence length of 2048 patches and are optimized using AdamW (Loshchilov and Hutter, 2017). We use a learning rate scheduler with a linear warmup of 1000 steps to 0.0001, followed by cosine decay to 0. The decoder maximum sequence length is 50 tokens, as this would cover 97.49% of the training target sequences.

3.1.2 PixT3 and PixT3Struct large

Only one *large* model was fine-tuned on the controlled Table-to-Text setting with a batch size of 2 and gradient accumulation of 32 for 17K steps on one A100 GPU. We use a learning rate scheduler with a linear warmup of 1000 steps to 0.00005. As shown in table 1, despite the parameter increase, the model performed similarly to the its base sibling. These results go in line with other studies (An et al., 2022) with the ToTTo dataset where a T5 model (Raffel et al., 2020) with 5B parameters performed similarly to its 220M counterpart.

3.1.3 Benchmark

We selected the published top performant model in the ToTTo leader-board³ to compare our image-based approach against the text-based controlled Table-to-Text SotA. By the time of this writing, this model is CoNT (An et al., 2022). In the same way as with PixT3 and PixT3Struct, we train a variation of CoNT with the ToTTo dataset, for each setting, using the original publicly available training script⁴.

³A model named SKY appears to have a higher score in the ToTTo leader-board. However, we were not able to verify its results and use it because, as of this paper’s writing, it remains unpublished.

⁴<https://github.com/Shark-NLP/CoNT>

3.2 Intermediate training

For the intermediate training of PixT3Struct we trained a Pix2Struct 'vanilla' for 1.4k steps on the SSL objective described in section ???. To prevent the synthetic text in the intermediate training dataset from breaking the language understanding capabilities acquired by the model during pre-training, we conducted two experiments. One training the model freezing the weights of the decoder, and another fully training it. We see that the frozen one converged at a BLEU of 39.2 in 1.4k steps, at the same time the fully trained reached a BLEU of 97.59. We then followed the same ToTTo fine-tuning for both models and saw no degradation or difference between the two models, with the fully trained model consistently exhibiting better performance.

3.3 Zero shot generalization

In order to evaluate the generalisation capabilities of our model, we evaluate our model in a zero shot setting in other datasets and we compare its performance against CoNT.

3.3.1 Controlled-Logic2Text Dataset

To the best of our knowledge, ToTTo is a unique dataset, containing not only a set of human curated descriptions but also the content selection information required to produce each of the target sentences. This allows ToTTo to serve as a benchmark for: Table-to-Text, controlled Table-to-Text, and controlled generation. Consequently, finding a comparable dataset to evaluate our models across these three settings becomes a challenging task.

For this, we use the Logic2Text dataset (Chen et al., 2020c) that contains a similar set of human produced Table-to-Text examples paired with Logical Forms representing, in graph like structures, the semantics of its paired target texts. Similar to the highlighted cells in ToTTo, these Logical Forms control the generation of the description. We follow (Alonso and Agirre, 2023) to trace the values mentioned in these Logical Forms back to the cells in the input table, obtaining the list of cells required to produce the given descriptions. These cells serve the same purpose as ToTTo's highlighted cells, adding the content selection required for the controlled Table-to-Text and controlled generation settings.

4 Results

4.1 Benchmarks

As mentioned in the section 2.4, we utilize the ToTTo benchmark to train and evaluate PixT3, PixT3Struct against its top performant model, CoNT. For the automatic metrics, we employ the same metrics used to rank participants in the competition, namely BLEU (Papineni et al., 2002), PARENT (Dhingra et al., 2019) (similar to BLEU but with a stronger emphasis on recall with the n-grams not only from the reference but also from the table; this serves as a proxy of faithfulness), and BLEURT (Sellam et al., 2020). We evaluate these models in three generation settings: Table-to-Text, controlled Table-to-Text, and controlled generation. Then, we demonstrate the generalization capabilities of our model compared to the SotA in ToTTo under the same settings. Finally, we evaluate the faithfulness of these models through a human evaluation test.

4.2 ToTTo results

Table 1 compares PixT3 and PixT3Struct against CoNT and T5. We train each model with its corresponding dataset setting (See section 2.4 for more details).

Table-to-Text Both PixT3 and PixT3Struct outperform CoNT, with PixT3Struct being the top-performing model in this setting. Although the difference between PixT3 and PixT3Struct is small, PixT3Struct consistently achieves the highest performance across all metrics on both the development and test sets. This leads to the conclusion that, even though the intermediate training curriculum was originally aimed at reducing table structure-related faithfulness errors, it also had a positive impact on automatic evaluation results.

The overall low results are primarily attributed to the lack of control in the generation process rather than reduced fluency of the produced descriptions. In this setting, models are required to perform content selection, and any variation here can result in entirely different descriptions. N-gram overlapping-based automatic metrics become particularly punitive in such cases, underscoring the necessity for a different set of metrics for this specific setting. This also highlights the underspecified nature of the pure Table-to-Text setting.

Controlled Table-to-Text This setting showcases the largest gap between our models and the SotA. We can see an almost two times improve-

Model	Dev Set (All)		Dev Set (Non)		Test Set (All)		
	BLEU	PAR	BLEU	PAR	BLEU	PAR	BLEURT
Reference (upper bound)	100.0	86.61	100.0	85.98	-	-	-
T5-3B	48.4*	57.8*	40.4*	53.3*	49.5*	58.4*	0.230*
T5-220M	47.7*	57.1*	39.6*	52.6*	-	-	-
CoNT	49.2*	59.4*	41.5*	55.0*	49.1*	58.9*	0.238*
PixT3 (C. generation)	45.7	55.66	37.9	50.68	45.4	55.52	0.1785
CoNT (C. Table-to-Text)	23.8	29.28	19.4	26.14	23.9	29.24	-0.2886
PixT3 (C. Table-to-Text)	46.0	54.53	38.7	49.99	45.2	54.16	0.1628
PixT3-large (C. Table-to-Text)	45.3	53.88	37.8	49.13	-	-	-
PixT3Struct (C. Table-to-Text)	46.2	55.05	38.7	50.58	45.4	54.67	0.1673
CoNT (Table-to-Text)	21.7	25.84	17.7	23.51	21.6	25.77	-0.3664
PixT3 (Table-to-Text)	24.5	27.92	20.9	26.43	24.5	27.79	-0.3375
PixT3Struct (Table-to-Text)	24.8	28.25	20.9	26.39	24.7	28.29	-0.3358

Table 1: Automatic evaluation of T5, ToTTo SotA, PixT3, and PixT3Struct in each of the three generation settings. All models were trained or fine-tuned with the ToTTo dataset in their corresponding setting. All PixT3 models are the *base* variant except for the explicitly specified *large* variant. * reported results.

ment over the version of CoNT trained to use the full table as well as the highlighted cells, rather than just the highlighted cells in its original variant. We can see how adding the full table to CoNT drastically degrades its performance. PixT3 model variants not only do not degrade when adding the full table, but also improve slightly. In this setting we see once again how the intermediately trained PixT3Struct achieves the highest performance across all metrics.

We can also see how the addition of more parameters does not contribute to improving the performance of the model in this setting. The *large* version of the model with 1.3B parameters performs similarly to its 282M parameter sibling. We can see a similar behaviour between T5-3B and T-220M.

Controlled generation In this setting, PixT3 is unable to surpass ToTTo’s SotA CoNT, falling 3.5 BLEU points behind on the overall development set and 3.7 on the test set. This highlights the suboptimal nature of approaching a text-only controlled generation task as Image-to-Text. Since many features present in images are absent in this setting, a text-oriented approach would be more optimized for the task at hand.

For CoNT we use the reported results in the original publication An et al. (2022). We validated these results by replicating CoNT in this setting with the original code.

We do not present PixT3Struct in this comparison because pre-training a model on a table structural setting would be useless in a table-free downstream task.

4.3 Generalization

Table 2 shows the results of the evaluation on Controlled-Logic2Text in a zero-shot setting (refer to Section 3.3.1 for more details on this dataset). We observe that PixT3 outperforms CoNT not only in the usual settings (plain and controlled Table-to-Text) but also in controlled generation.

These results also demonstrate that, in comparison to CoNT, the performance of both of our models is not only unaffected by the inclusion of the full table in the controlled Table-to-text setting but is also enhanced by it, resulting in a performance increase of 1.5 points relative to the controlled generation setting.

We also observe that the table structure intermediate training curriculum does not contribute to the improvement of PixT3Struct on automatic metrics in the zero-shot setting. We see two possible reasons to this: firstly, the automatic metrics are so low that any enhancement of PixT3Struct over PixT3 is overshadowed by more substantial differences in the structure of the descriptions of both datasets. The second reason is connected to the goal of the table structure learning curriculum. The benefits of this curriculum become more evident in

Model	BLEU	PARENT	BLEURT
Controlled Generation			
CoNT	20.9	63.30	-1.0859
PixT3	22.5	61.81	-1.0834
Controlled Table-to-Text			
CoNT	12.9	43.35	-1.1504
PixT3	24.1	58.48	-1.0532
PixT3Struct	22.7	58.79	-1.0584
Table-to-Text			
CoNT	11.5	37.27	-1.2214
PixT3	13.3	38.65	-1.1973
PixT3Struct	12.7	38.14	-1.2070

Table 2: Automatic evaluation in a zero shot setting for each of the three generation settings. All models were trained or fine-tuned in the ToTTo dataset and evaluated on the Controlled-Logic2Text dataset. Both datasets in their corresponding setting. All PixT3 models are the *base* variant.

the faithfulness evaluation.

4.4 Human evaluation

We conducted a human evaluation to evaluate the faithfulness of the generated descriptions⁵. We evaluated 100 descriptions for every model in each of the three generation settings. Each description corresponds to the generation of each model for the same 100 examples of the development set of ToTTo. We presented 90 evaluators with an uncompressed image of a rendered table, its page and section title, and one model generated description. We also added 100 reference descriptions to measure deviation between evaluations. Each participant was asked to determine whether each description was "True" or "False" based on the information provided in the table and/or its title and subtitle.

The evaluation concluded with a moderate agreement among evaluators, with a Fleiss' Kappa coefficient of 0.55 (Fleiss, 1971). Table 3 shows the results of this evaluation, revealing that both PixT3 and PixT3Struct achieve a higher percentage of "True" descriptions compared to CoNT in both Table-to-Text and controlled Table-to-Text settings. Furthermore, observe that our model's capacity to maintain performance when incorporating the

⁵We conducted this evaluation using Prolific <https://www.prolific.com>

Model	C. Gen.	C. T2T	T2T
Reference	87%	84%	89%
CoNT	76%	16%	35%
PixT3	69%	69%	77%
PixT3Struct	-	72%	78%

Table 3: Human faithfulness evaluation results. Percentage of descriptions rated as faithful by 90 human annotators for each of the model variants of the settings: controlled generation (C. Gen), controlled Table-to-Text (C. T2T), and Table-to-Text (T2T)

table as input extends to faithfulness. Additionally, the intermediate pretraining of PixT3Struct contributed to its improvement over PixT3. This leads PixT3Struct to slightly improve the faithfulness results of CoNT in its original, top-performing setting.

5 Related Work

Data-to-text generation is a long-established research line. It is the task of generating accurate textual descriptions from a non-linguistic structured input such as tables, knowledge bases, tuples, or graphs (Reiter and Dale, 1997; Covington, 2001; Gatt and Krahmer, 2018). Over time, multiple techniques have been developed to approach this task in different ways, including leveraging the structural information of the input data (Puduppully et al., 2019; Chen et al., 2020b; Wang et al., 2022), using neural templates (Wiseman et al., 2018), or focusing on content planning (Su et al., 2021; Puduppully et al., 2022). Other techniques (Chen et al., 2020a,c; Aghajanyan et al., 2022; Kasner and Dusek, 2022) also report performance gains in terms of fluency and generalization when leveraging large-scale pre-trained language models (Devlin et al., 2019; Raffel et al., 2020). Practical applications of Data-to-Text include generating biographical information descriptions (Lebret et al., 2016), creating sport summaries based on game statistics (Wiseman et al., 2017), and generating interesting facts from Wikipedia tables (Korn et al., 2019).

Visual Language Understanding, on the other hand, studies the interactions between language and vision. This area has traditionally approached by separating text and images into distinct channels through techniques like Optical Character Recognition (Srihari et al., 2003). Recent work (Kim et al., 2022; Davis et al., 2022) has significantly

advanced the field of visual language understanding, with Vision Transformer (ViT) (Dosovitskiy et al., 2021) based approaches demonstrating proficiency in various natural language processing tasks, including language modeling (Rust et al., 2023), visual document understanding (Huang et al., 2022), and visual question answering (Masry et al., 2022). Building on top of this architecture, models like Pix2Struct (Lee et al., 2023) extend the capabilities of ViTs, allowing transfer learning for visually-situated language tasks, and addressing the limitations associated with fixed resolution.

Recent research efforts have explored multimodal approaches to Table-to-Text generation. However, to the best of our knowledge, no prior work has approached the entire pipeline of table-to-text generation in an end-to-end manner, treating table-to-text as a visually-situated language understanding problem. While works such like Dash et al. (2023) have proposed similar rendering pipelines for tables, their focus only on producing a table-rendered version of the Weather-Gov (Liang et al., 2009) dataset, a somewhat dated single-domain dataset widely known for the lack of diversity on its table descriptions. Furthermore, existing works like TableVLM, which shares similarities with our intermediate training through synthetic table structure generation, primarily concentrate on Table Structure Recognition (TSR).

6 Conclusion

In this paper, we described a multimodal approach to Data-to-Text generation, specifically focusing on Table-to-Text scenarios. Traditionally treated as a linear language-to-text problem, we introduced a novel approach by leveraging the capabilities of Vision Transformer-based models, particularly Pix2Struct, to treat Table-to-Text generation as an Image-to-Text problem.

Our contributions are substantial and multifaceted. First, we introduced PixT3, a multimodal Table-to-Text model, which not only outperformed the SotA in pure Table-to-Text settings but also remained competitive in controlled scenarios. Additionally, PixT3 exhibited enhanced robustness to generalization, even when the entire table was part of the input.

Second, in order to enhance its structural awareness, we introduced a novel intermediate training curriculum that resulted in improved generation quality and overall faithfulness of the models.

Lastly, we presented a new Controlled Table-to-Text generation dataset based on Logic2Text, incorporating content selection values in the form of highlighted cells. This dataset provides a valuable resource for evaluating and advancing Controlled Table-to-Text approaches.

In conclusion, our work demonstrates the efficacy of treating Table-to-Text generation as an Image-to-Text problem, offering improvements in space efficiency, model performance, and generalization. PixT3, along with our novel training curriculum and dataset, validates this approach, and contributes to the field of Data-to-Text generation by opening a the way for future research and applications in this domain.

Acknowledgements

References

- Armen Aghajanyan, Dmytro Okhonko, Mike Lewis, Mandar Joshi, Hu Xu, Gargi Ghosh, and Luke Zettlemoyer. 2022. [HTLM: Hyper-text pre-training and prompting of language models](#). In *International Conference on Learning Representations*.
- Iñigo Alonso and Eneko Agirre. 2023. Automatic logical forms improve fidelity in table-to-text generation. *Expert Systems with Applications*, page 121869.
- Chenxin An, Jiangtao Feng, Kai Lv, Lingpeng Kong, Xipeng Qiu, and Xuanjing Huang. 2022. [Cont: Contrastive neural text generation](#). In *Advances in Neural Information Processing Systems*, volume 35, pages 2197–2210. Curran Associates, Inc.
- Leiyuan Chen, Chengsong Huang, Xiaoqing Zheng, Jinshu Lin, and Xuanjing Huang. 2023. [TableVLM: Multi-modal pre-training for table structure recognition](#). In *Proceedings of the 61st Annual Meeting of the Association for Computational Linguistics (Volume 1: Long Papers)*, pages 2437–2449, Toronto, Canada. Association for Computational Linguistics.
- Wenhu Chen, Jianshu Chen, Yu Su, Zhiyu Chen, and William Yang Wang. 2020a. [Logical natural language generation from open-domain tables](#). In *Proceedings of the 58th Annual Meeting of the Association for Computational Linguistics*, pages 7929–7942, Online. Association for Computational Linguistics.
- Wenhu Chen, Yu Su, Xifeng Yan, and William Yang Wang. 2020b. [KGPT: Knowledge-grounded pre-training for data-to-text generation](#). In *Proceedings of the 2020 Conference on Empirical Methods in Natural Language Processing (EMNLP)*, pages 8635–8648, Online. Association for Computational Linguistics.
- Zhiyu Chen, Wenhu Chen, Hanwen Zha, Xiyu Zhou, Yunkai Zhang, Sairam Sundaresan, and William Yang

- Wang. 2020c. [Logic2Text: High-fidelity natural language generation from logical forms](#). In *Findings of the Association for Computational Linguistics: EMNLP 2020*, pages 2096–2111, Online. Association for Computational Linguistics.
- Michael A Covington. 2001. [Building natural language generation systems](#). *Language*, 77(3):611–612.
- Amanda Dash, Melissa Cote, and Alexandra Branzan Albu. 2023. [Weathergov+: A table recognition and summarization dataset to bridge the gap between document image analysis and natural language generation](#). In *Proceedings of the ACM Symposium on Document Engineering 2023, DocEng '23*, New York, NY, USA. Association for Computing Machinery.
- Brian Davis, Bryan Morse, Brian Price, Chris Tensmeyer, Curtis Wigington, and Vlad Morariu. 2022. [End-to-end document recognition and understanding with dessurt](#). In *European Conference on Computer Vision*, pages 280–296. Springer.
- Jacob Devlin, Ming-Wei Chang, Kenton Lee, and Kristina Toutanova. 2019. [BERT: Pre-training of deep bidirectional transformers for language understanding](#). In *Proceedings of the 2019 Conference of the North American Chapter of the Association for Computational Linguistics: Human Language Technologies, Volume 1 (Long and Short Papers)*, pages 4171–4186, Minneapolis, Minnesota. Association for Computational Linguistics.
- Bhuwan Dhingra, Manaal Faruqui, Ankur Parikh, Ming-Wei Chang, Dipanjan Das, and William Cohen. 2019. [Handling divergent reference texts when evaluating table-to-text generation](#). In *Proceedings of the 57th Annual Meeting of the Association for Computational Linguistics*, pages 4884–4895, Florence, Italy. Association for Computational Linguistics.
- Alexey Dosovitskiy, Lucas Beyer, Alexander Kolesnikov, Dirk Weissenborn, Xiaohua Zhai, Thomas Unterthiner, Mostafa Dehghani, Matthias Minderer, Georg Heigold, Sylvain Gelly, Jakob Uszkoreit, and Neil Houlsby. 2021. [An image is worth 16x16 words: Transformers for image recognition at scale](#). In *International Conference on Learning Representations*.
- Joseph L Fleiss. 1971. [Measuring nominal scale agreement among many raters](#). *Psychological bulletin*, 76(5):378.
- Albert Gatt and Emiel Kraemer. 2018. [Survey of the state of the art in natural language generation: Core tasks, applications and evaluation](#). *Journal of Artificial Intelligence Research*, 61:65–170.
- Yupan Huang, Tengchao Lv, Lei Cui, Yutong Lu, and Furu Wei. 2022. [Layoutlmv3: Pre-training for document ai with unified text and image masking](#). In *Proceedings of the 30th ACM International Conference on Multimedia, MM '22*, page 4083–4091, New York, NY, USA. Association for Computing Machinery.
- Zdeněk Kasner and Ondrej Dusek. 2022. [Neural pipeline for zero-shot data-to-text generation](#). In *Proceedings of the 60th Annual Meeting of the Association for Computational Linguistics (Volume 1: Long Papers)*, pages 3914–3932, Dublin, Ireland. Association for Computational Linguistics.
- Pratik Kayal, Mrinal Anand, Harsh Desai, and Mayank Singh. 2021. [Icdar 2021 competition on scientific table image recognition to latex](#). In *Document Analysis and Recognition—ICDAR 2021: 16th International Conference, Lausanne, Switzerland, September 5–10, 2021, Proceedings, Part IV 16*, pages 754–766. Springer.
- Geewook Kim, Teakgyu Hong, Moonbin Yim, Jeongyeon Nam, Jinyoung Park, Jinyeong Yim, Wonseok Hwang, Sangdoon Yun, Dongyoon Han, and Seunghyun Park. 2022. [Ocr-free document understanding transformer](#). In *European Conference on Computer Vision (ECCV)*.
- Flip Korn, Xuezhi Wang, You Wu, and Cong Yu. 2019. [Automatically generating interesting facts from wikipedia tables](#). In *Proceedings of the 2019 International Conference on Management of Data, SIGMOD '19*, page 349–361, New York, NY, USA. Association for Computing Machinery.
- Rémi Lebret, David Grangier, and Michael Auli. 2016. [Neural text generation from structured data with application to the biography domain](#). In *Proceedings of the 2016 Conference on Empirical Methods in Natural Language Processing*, pages 1203–1213, Austin, Texas. Association for Computational Linguistics.
- Kenton Lee, Mandar Joshi, Iulia Turc, Hexiang Hu, Fangyu Liu, Julian Eisenschlos, Urvashi Khandelwal, Peter Shaw, Ming-Wei Chang, and Kristina Toutanova. 2023. [Pix2struct: Screenshot parsing as pretraining for visual language understanding](#). In *Proceedings of the 40th International Conference on Machine Learning, ICML'23*. JMLR.org.
- Mike Lewis, Yinhan Liu, Naman Goyal, Marjan Ghazvininejad, Abdelrahman Mohamed, Omer Levy, Veselin Stoyanov, and Luke Zettlemoyer. 2020. [BART: Denoising sequence-to-sequence pre-training for natural language generation, translation, and comprehension](#). In *Proceedings of the 58th Annual Meeting of the Association for Computational Linguistics*, pages 7871–7880, Online. Association for Computational Linguistics.
- Minghao Li, Lei Cui, Shaohan Huang, Furu Wei, Ming Zhou, and Zhoujun Li. 2019. [Tablebank: A benchmark dataset for table detection and recognition](#).
- Percy Liang, Michael Jordan, and Dan Klein. 2009. [Learning semantic correspondences with less supervision](#). In *Proceedings of the Joint Conference of the 47th Annual Meeting of the ACL and the 4th International Joint Conference on Natural Language Processing of the AFNLP*, pages 91–99, Suntec, Singapore. Association for Computational Linguistics.

- Ilya Loshchilov and Frank Hutter. 2017. Decoupled weight decay regularization. *arXiv preprint arXiv:1711.05101*.
- Ahmed Masry, Xuan Long Do, Jia Qing Tan, Shafiq Joty, and Enamul Hoque. 2022. **ChartQA: A benchmark for question answering about charts with visual and logical reasoning**. In *Findings of the Association for Computational Linguistics: ACL 2022*, pages 2263–2279, Dublin, Ireland. Association for Computational Linguistics.
- Kishore Papineni, Salim Roukos, Todd Ward, and Wei-Jing Zhu. 2002. **Bleu: a method for automatic evaluation of machine translation**. In *Proceedings of the 40th Annual Meeting of the Association for Computational Linguistics*, pages 311–318, Philadelphia, Pennsylvania, USA. Association for Computational Linguistics.
- Ankur Parikh, Xuezhi Wang, Sebastian Gehrmann, Manaal Faruqui, Bhuwan Dhingra, Diyi Yang, and Dipanjan Das. 2020a. **ToTTo: A controlled table-to-text generation dataset**. In *Proceedings of the 2020 Conference on Empirical Methods in Natural Language Processing (EMNLP)*, pages 1173–1186, Online. Association for Computational Linguistics.
- Ankur P Parikh, Xuezhi Wang, Sebastian Gehrmann, Manaal Faruqui, Bhuwan Dhingra, Diyi Yang, and Dipanjan Das. 2020b. **ToTTo: A controlled table-to-text generation dataset**. In *Proceedings of EMNLP*.
- Ratish Puduppully, Li Dong, and Mirella Lapata. 2019. **Data-to-text generation with entity modeling**. In *Proceedings of the 57th Annual Meeting of the Association for Computational Linguistics*, pages 2023–2035, Florence, Italy. Association for Computational Linguistics.
- Ratish Puduppully, Yao Fu, and Mirella Lapata. 2022. **Data-to-text generation with variational sequential planning**. *Transactions of the Association for Computational Linguistics (to appear)*.
- Colin Raffel, Noam Shazeer, Adam Roberts, Katherine Lee, Sharan Narang, Michael Matena, Yanqi Zhou, Wei Li, and Peter J. Liu. 2020. **Exploring the limits of transfer learning with a unified text-to-text transformer**. *Journal of Machine Learning Research*, 21(140):1–67.
- Ehud Reiter and Robert Dale. 1997. **Building applied natural language generation systems**. *Natural Language Engineering*, 3(1):57–87.
- Phillip Rust, Jonas F. Lotz, Emanuele Bugliarello, Elizabeth Salesky, Miryam de Lhoneux, and Desmond Elliott. 2023. **Language modelling with pixels**. In *The Eleventh International Conference on Learning Representations*.
- Thibault Sellam, Dipanjan Das, and Ankur Parikh. 2020. **BLEURT: Learning robust metrics for text generation**. In *Proceedings of the 58th Annual Meeting of the Association for Computational Linguistics*, pages 7881–7892, Online. Association for Computational Linguistics.
- Sargur N. Srihari, Ajay Shekhawat, and Stephen W. Lam. 2003. *Optical Character Recognition (OCR)*, page 1326–1333. John Wiley and Sons Ltd., GBR.
- Yixuan Su, David Vandyke, Sihui Wang, Yimai Fang, and Nigel Collier. 2021. **Plan-then-generate: Controlled data-to-text generation via planning**. In *Findings of the Association for Computational Linguistics: EMNLP 2021*, pages 895–909, Punta Cana, Dominican Republic. Association for Computational Linguistics.
- Ashish Vaswani, Noam Shazeer, Niki Parmar, Jakob Uszkoreit, Llion Jones, Aidan N. Gomez, Łukasz Kaiser, and Illia Polosukhin. 2017. **Attention is all you need**. In *Proceedings of the 31st International Conference on Neural Information Processing Systems, NIPS’17*, page 6000–6010, Red Hook, NY, USA. Curran Associates Inc.
- Fei Wang, Zhewei Xu, Pedro Szekely, and Muhao Chen. 2022. **Robust (controlled) table-to-text generation with structure-aware equivariance learning**. In *Proceedings of the 2022 Conference of the North American Chapter of the Association for Computational Linguistics: Human Language Technologies*, pages 5037–5048, Seattle, United States. Association for Computational Linguistics.
- Sam Wiseman, Stuart Shieber, and Alexander Rush. 2017. **Challenges in data-to-document generation**. In *Proceedings of the 2017 Conference on Empirical Methods in Natural Language Processing*, pages 2253–2263, Copenhagen, Denmark. Association for Computational Linguistics.
- Sam Wiseman, Stuart Shieber, and Alexander Rush. 2018. **Learning neural templates for text generation**. In *Proceedings of the 2018 Conference on Empirical Methods in Natural Language Processing*, pages 3174–3187, Brussels, Belgium. Association for Computational Linguistics.

A Performance degradation over compression

We measure the table sizes in total amount of pixels. The perfect solution would be to compute a BLEU and PARENT per prediction and see how the metric behaves when we increase the table size. But that would consume time and the plot would probably be very noisy. Thus we split the dataset into 10 segments and we compute the mean BLEU and PARENT for each segment. We compute 20 segments in a logarithmic scale as seen in figure 3. We then compute BLEU and PARENT for each segment, we can see the performance for each segment in figure 4.

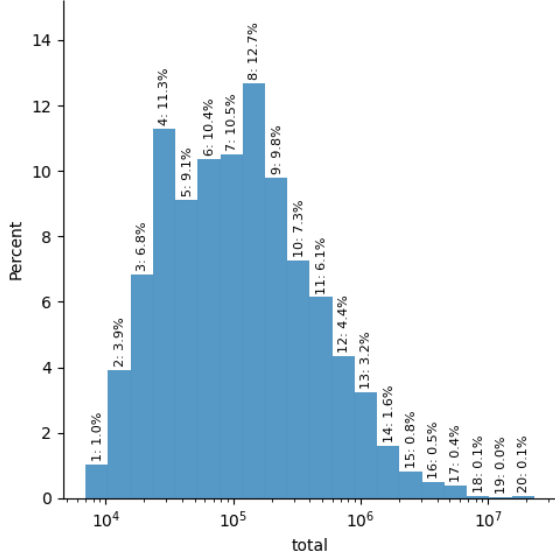


Figure 3: Amount of examples in ToTTo train set at each segment on a logarithmic scale.

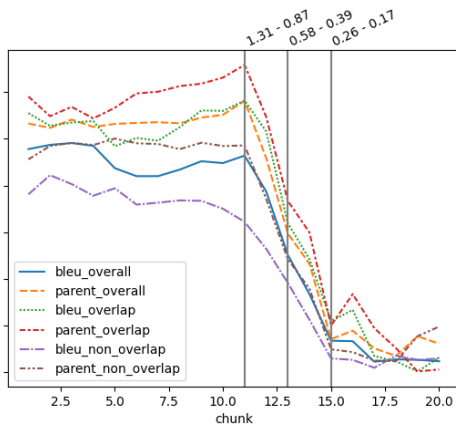


Figure 4: PixT3 performance over size. ToTTo automatic evaluation metrics for each segment. Vertical lines show degree of compression range at key segments.

B Optimal parameters for down-scaling and truncating.

B.1 Truncation

In order to perform the least destructive cut to the rendered table image possible, we analyze the highlighted cell location distribution across 120000 training samples of ToTTo.

B.2 Down-scaling table images.

Although we knew the effects of down-scaling on performance, we didn't measure the effects of truncating. Consequently, we didn't also know what affected performance more, the truncation or down-scaling. Therefore we launched a set of experi-

row	column
top: 29.68%	left: 40.81%
mid: 33.62%	mid: 34.14%
bot: 36.69%	right: 25.04%

Figure 5: Distribution of highlighted cells across examples in the train set.



Figure 6: evaluation results over training for each compression factor in the rendered tables.

ments where we trained Pix2Struct DocQA models on dataset versions of max_scale 0.87, 0.58, 0.39, 0.26 and 0.00. Being the latter an equivalent of the original all-downscale / no-truncate version of the dataset. According to the results shown in figure 6, we see that the most consistent, optimal maximum down-scaling factor is 0.39.

C SSL objectives for intermediate training

We conducted a set of experimnts to identify the best SSL objective for our structural learning curriculum. Apart from the already selected objective we also considered adapting masking to Table-to-Text. This objective consisted in, given a random structured table, fill each cell with text correlated with its position on the table, mask random cells and make the model predict them. This objective resulted in fast training as the generated sequence contained a minimal amount of tokens. Also allowing us to mask many cells per example, reinforcing the signal for each example. Figure 7 shows an example of this objective.

We trained a Pix2Struct for 5 epochs with the model converging to 98.16 BLEU. Later experiments showed that models intermediately trained on this objective before finetuning performed worse than the ones trained with the one described in section 2.5.2.

A possible reason of the under-performance of

00	01	02	03
10	11		13
20	21	22	23
30	31	32	33

target: 12

Figure 7: Example of a contextual self-supervised training objective.

this objective was the fact that the model does not need to pay attention to all the cells in the column and row to guess the cell's value, as the closest neighbours would already lead to the answer. Thus we decided to combine both SSL objectives, the one we described in section 2.5.2 and this one. The results showed that Pix2Struc models intermediately trained with this combination still lag behind the ones trained only with the one described in section 2.5.2.