

MAFALDA: A Benchmark and Comprehensive Study of Fallacy Detection and Classification

Chadi Helwe¹, Tom Calamai², Pierre-Henri Paris¹, Chloé Clavel², and Fabian M. Suchanek¹

¹ Télécom Paris, Institut Polytechnique de Paris, France

² INRIA, France

firstName.lastName@telecom-paris.fr, firstName.lastName@inria.fr

Abstract

Fallacies can be used to spread disinformation, fake news, and propaganda, underlining the importance of their detection. Automated detection and classification of fallacies, however, remain challenging, mainly because of the innate subjectivity of the task and the need for a comprehensive, unified approach in existing research. Addressing these limitations, our study introduces a novel taxonomy of fallacies that aligns and refines previous classifications, a new annotation scheme tailored for subjective NLP tasks, and a new evaluation method designed to handle subjectivity, adapted to precision, recall, and F1-Score metrics. Using our annotation scheme, the paper introduces MAFALDA (Multi-level Annotated FALLacy DATaset), a gold standard dataset. MAFALDA is based on examples from various previously existing fallacy datasets under our unified taxonomy across three levels of granularity. We then evaluate several language models under a zero-shot learning setting using MAFALDA to assess their fallacy detection and classification capability. Our comprehensive evaluation not only benchmarks the performance of these models but also provides valuable insights into their strengths and limitations in addressing fallacious reasoning.

1 Introduction

A fallacy is an erroneous or invalid way of reasoning. Consider, e.g., the argument “*You must either support presidential candidate X or be against America!*”. This argument is a *false dilemma* fallacy: it wrongly assumes that there is only an exclusive disjunction and no more alternatives. Common fallacies are *circular reasoning*, *appeal to fear*, and *abusive ad hominem* attacks. **Fallacies can be found in various forms of communication**, including speeches, advertisements (Danciu et al., 2014), and political debates (Balalau and Horincar, 2021; Goffredo et al., 2022). They are also part

of propaganda techniques, which are employed to shape public opinion and promote certain agendas. Most notably, propaganda and fallacies played a role in the 2016 Brexit referendum (Zappettini, 2019), the 2016 US presidential elections (Rizoiu et al., 2018), and the debate about COVID-19 vaccinations (Elsayed et al., 2020), where fake news spread on news outlets and in social networks (Martino et al., 2019; Sahai et al., 2021; Balalau and Horincar, 2021). Fallacies provoke anger and frustration when used on social networks such as Twitter/X (Macagno, 2022). Detecting and identifying these fallacies is thus a task of broad importance.

The recent advances in deep learning and the availability of a vast amount of data have made it possible to develop approaches for detecting and classifying fallacies in text automatically (Martino et al., 2019; Al-Omari et al., 2019; Balalau and Horincar, 2021; Sahai et al., 2021; Abdullah et al., 2022). And yet, this work is fragmented: **most approaches focus on specific types of corpora** (e.g., only speeches) or **specific types of fallacies** (e.g., only *ad hominem* fallacies). Furthermore, **not all works use the same categories of fallacies**, and fallacies are variously referred to by their Latin name (e.g., *argumentum ad populum*) or their English name (*appeal to the people*), and there is no consensus on a common terminology (Hansen, 2020). Fallacies also come at **different types of granularity**: an *appeal to emotion* can be, more precisely, an *appeal to anger, fear, pride, or pity*. When approaches operate at different levels of granularity, it is impossible to compare them. Most importantly, **annotating fallacies is an inherently subjective task**. While previous works acknowledge the subjectivity to some degree, none of them explicitly embraces it. On the contrary, the annotators typically aim for a unique annotation – by discussion or by vote.

Finally, **annotation guidelines in existing work are oftentimes vague** or outright nonexistent. Con-

sider for example the following text:

Example 1: “*The sea-ice loss is President Vladimir Putin’s gain. Already the largest country on the planet, Russia stands to gain access to shipping routes and energy reserves, and a strategic military advantage from the opening of the Arctic.*”

This text is annotated as an *appeal to emotion* fallacy in one dataset we studied. However, we see no fallacy in this reasoning: It is simply true that Russia stands to gain military advantage from the opening of the Arctic.

To address the above shortcomings, **this paper introduces the Multi-level Annotated Fallacy Dataset MAFALDA**, a manually created fallacy classification benchmark. More precisely, our contributions are:

1. A new taxonomy of fallacies that consolidates and unifies fallacy collections of related works. On Level 0 of the taxonomy, the task is to label a piece of text as fallacious or not fallacious. Level 1 classifies text into broad categories of fallacies: Appeal to Emotion, Fallacies of Logic, and Fallacies of Credibility. Finally, Level 2 provides **23 narrow categories of fallacies**, including *straw man*, *appeal to fear*, etc.
2. A large corpus of text, aggregated from previous works, in which fallacies have been manually annotated. Our corpus contains 200 texts, in which 203 spans have been annotated as fallacious, with a total **268 annotations**. Each example has been meticulously discussed and analyzed for every potential fallacy within our taxonomy, and we provide a **justification for each decision**.
3. A new annotation scheme that allows for alternative annotations of the same piece of text, together with a new evaluation metric. In our scheme, **several annotations can be correct**, and our metric allows an approach to scoring well if it finds any of them.
4. A study of the performance of current state-of-the-art language models on our benchmark. To the best of our knowledge, our study is **the first large-scale comparative assessment of large language models for fallacy detection and classification** in a zero-shot setting. It

allows for a detailed analysis of model performance at different levels of granularity.

In addition to our gold standard and the actual study, the code and data are publicly available under a CC-BY-SA license¹², allowing our study to be reproduced and built upon.

This paper is structured as follows: Section 2 presents existing work for detecting and classifying fallacies. Section 3 introduces terminology and definitions. In Section 4, we present our taxonomy of fallacies. Section 5 introduces our new annotation scheme for subjective NLP tasks. Then, Section 6 describes our results and discusses their implications before concluding in Section 7.

2 Related Work

2.1 Datasets and Models

Considerable research has focused on curating datasets of fallacies to enhance the evaluation and refinement of automated reasoning flaw detection systems in argumentation. Habernal et al. (2018b) created a dataset focusing on *ad hominem*. They collected examples from the "Change My View" subreddit, where they identified fallacious posts marked as rude or hostile by moderators. The authors trained a 2-stacked bi-directional LSTM network and a convolutional network to detect posts containing an *ad hominem* fallacy with an accuracy of 0.782 and 0.810, respectively. Delobelle et al. (2019) improved on this dataset with a recurrent neural network, incorporating features like POS tags, attaining an accuracy of 85.6%. Martino et al. (2019) expanded beyond *ad hominem* to create a dataset of 451 news articles, encompassing various fallacies such as *red herring*, *appeal to authority*, *bandwagon*, etc.. They developed a multi-granularity neural network outperforming BERT in span and text-level detection tasks. For improved performance, Al-Omari et al. (2019) propose an ensemble approach using BERT Cased, BERT Uncased, BiLSTM, and XGBoost models. Their ensemble achieved a significantly higher F1-score of 67% on the development set compared to the F1-score of 55% obtained by BERT Uncased (Abdullah et al., 2022). Balalau and Horincar (2021) utilized the same dataset to train various models for two distinct tasks: propaganda identification

¹<https://github.com/ChadiHelwe/MAFALDA>

²The choice of the CC-BY-SA license for our dataset was guided by the licensing requirements of Goffredo et al. (2022)

and propaganda technique identification. Their research focused on analyzing propaganda in online forums. Notably, [Sahai et al. \(2021\)](#) compiled a substantial corpus of fallacies, focusing on eight distinct types. This dataset consists of 9,750 instances extracted from Reddit. The annotated data is used for the fallacy detection and classification tasks at two different levels: one at the comment level and the other at the token level. Multiple models were experimented with. At the post level, the best model was the one proposed by [Martino et al. \(2019\)](#), achieving a micro F1-score of 69.69% for fallacy detection and an F1-score of 49.06% for fallacy classification. At the token level, a BERT model yielded the best results with a micro F1-score of 75.86% for fallacy detection and 47.07% for fallacy classification. [Goffredo et al. \(2022\)](#) introduced a novel dataset comprising 31 American political debates, annotated with argument components (evidence or claim) and relations (support or attack), along with six distinct fallacy types. Furthermore, the authors proposed an architecture based on Longformer ([Beltagy et al., 2020](#)). Their approach achieved a micro F1 score of 63% for fallacy classification. Along the same line, [Jin et al. \(2022\)](#) curated a dataset comprising 2,500 claims with sentence-level annotations for a variety of fallacies. This dataset is divided into two parts: LOGIC, sourced from online quizzes, and LOG-ICCLIMATE, obtained from climate change news articles via annotations by native English speakers on the Climate Feedback website. The authors conducted experiments using 12 different language models, proposing a novel approach based on sentence structure, where key words are masked as variables, mimicking first-order logic. Their approach involves generating a hypothesis from the premise, applying masks to both the premise and hypothesis, and predicting if the premise entails the hypothesis. While zero-shot experiments with models like GPT-3 showed results similar to random guessing without fine-tuning, the proposed approach achieved a notable micro F1 score of nearly 60%. To address data annotation challenges, [Habernal et al. \(2017\)](#) developed a *serious game* called Argotario, designed for fallacy detection in QA pairs. This dataset includes 1,759 annotated examples in English and German, covering five fallacy types. In the domain of (dis/mis)information, [Musi et al. \(2022\)](#) identified and annotated fallacies in 1,135 COVID-19 news articles from English fact-checking platforms. [Alhindi et al. \(2022\)](#)

used a similar annotation scheme for a dataset of 92 climate change articles. They also trained a T5 model with multitask instruction-based prompting across multiple fallacy datasets ([Martino et al., 2019](#); [Musi et al., 2022](#); [Jin et al., 2022](#); [Habernal et al., 2017](#); [Alhindi et al., 2022](#)) outperforming BERT and GPT-3 with few shot learning on each of the fallacy datasets.

While all of these works advanced the understanding of fallacy detection, **they all operate only on specific domains or specific fallacies**. There is no universal cross-domain, cross-fallacies dataset – which is what we aim to provide with MAFALDA. As a corollary, there is currently no unified taxonomy of fallacies that includes all of them. Again, this is a core contribution of the current work.

2.2 Subjectivity and Annotation Challenges

One of the intrinsic challenges in fallacy detection is the subjectivity in annotating datasets, which is usually perceived as having a low inter-annotator agreement. [Habernal et al. \(2018a\)](#) demonstrated this issue when annotating subtypes of *ad hominem*, where the agreement percentage was notably low. In contrast, [Martino et al. \(2019\)](#) selected the γ inter-annotator agreement ([Mathet et al., 2015](#)) for several reasons: (i) its suitability for tasks involving identifying text spans and labels, (ii) its ability to handle overlapping annotations within the same span. Initially, the agreement was 0.34, but it was substantially improved to 0.74 through collaboration with a third annotator. Additionally, [Sahai et al. \(2021\)](#) employed Cohen’s κ agreement to determine the presence of a fallacy in comments (comment-level annotation), yielding varying results between 0.38 and 0.68. The γ inter-annotator agreement was also computed to highlight the tokens associated with a fallacy (token-level annotation), producing results ranging from 0.60 to 0.80. For a narrower focus on four fallacies in a limited sample of five debates, [Goffredo et al. \(2022\)](#) provided Krippendorff’s α with scores ranging from 0.46 to 0.6. These instances of inter-annotator agreement across different studies give an insight into the subjectivity inherent in annotating fallacies. **None of the papers addresses this issue since only consolidated versions decided by one person or a majority vote are provided in the end.**

Several works have embraced subjectivity in annotation schemes: [Plank \(2022\)](#) introduced the term “human label variation” (HLV) to encapsulate

the complexities of disagreement, subjectivity, and the presence of multiple plausible answers. Uma et al. (2021) presented multiple strategies to handle disagreements in annotations. These include filtering low-quality data and augmenting hard labels with alternative labels representing disagreements.

However, none of these works has adequately addressed the nuanced complexity of subjective interpretations in NLP, where **multiple, equally valid annotations can coexist for the same textual span**. Therefore, we propose a new subjective annotation scheme – in Section 5 – that accommodates this complexity by allowing a disjunction of conjunctions of labels, recognizing alternative labels as equally important for subjective spans.

3 What is a fallacy?

Intuitively, fallacies are errors in argumentation (Copi et al., 2018). A more formal definition of fallacies is not easy to come by. Only Sahai et al. (2021) proposes a definition based on pragma-dialectics, which, although comprehensive, is overly complex, involving a set of 14 intricate rules that are challenging to both understand and apply in practical scenarios. We define fallacies based on arguments (Walton, 1996):

Definition 1. An *argument* consists of an assertion called the *conclusion* and one or more assertions called *premises*, where the premises are intended to establish the truth of the conclusion. Premises or conclusions can be implicit in an argument.

Thus, an argument is typically of the form “**Premise₁**: All humans are mortal. **Premise₂**: Socrates is human. **Conclusion**: Therefore, Socrates is mortal.”. However, premises and conclusion can also appear in the opposite order and/or in the same sentence, as in “Socrates is mortal because he is a human and all humans are mortal”. In many real-world arguments, the premise and the conclusion may be spread apart (as in “Of course, Socrates is mortal! How can you doubt this? After all, he’s human!”). In a discussion, an argument can attack another argument (Dung, 1995-09-01), in which case the conclusion is implicitly negated (“Socrates is immortal! – But he is human.”).

A valid argument is one where the premises entail the conclusion. For example, “I live in Paris” entails “I live in France”, and hence “I live in France because I live in Paris” is a valid argument. We refer the reader to Helwe et al. (2022) for a formal definition of entailment. A fallacy is an invalid

argument:

Definition 2. A *fallacy* is an argument where the premises do not entail the conclusion (in the sense of Helwe et al. (2022)).

Demarcation. In our definition (as in Gensler (2010)), a fallacy is always an argument in the sense of Definition 1, i.e., **a fallacy is always of the form “A, B, C, ... therefore X” or of the form “X because A, B, C, ...”, or it can be rephrased into these forms**. Hence, false assertions are not per se fallacies. For example, “Paris is the capital of England” is a false claim. However, it is not a fallacy, because it is not an argument. The same goes for generalizations: “All Americans love Trump” is false, but not a fallacy. An insult (such as “You are too stupid”), likewise, is not a fallacy³. Slogans (such as “America first!”), likewise, are not fallacies in our definition, even if other works classify them as propaganda (Martino et al., 2019). An *appeal to emotion* (such as “Think of the poor children!”), likewise, is not a fallacy by itself. It becomes a fallacy only when it is used as the premise of a fallacious argument, as in: “Think of the poor children, and [therefore] vote for me!”. But not every argument that appeals to emotion is automatically fallacious. For instance, the argument “During a Covid-19 pandemic, you should wear a mask in public transport because otherwise you could get infected” appeals to fear. However, it is still a valid argument because the premise does entail the conclusion. Even if the premises of an argument are factually false, the argument is not necessarily fallacious. For example, “All Americans love Trump, and therefore Biden loves Trump” is an argument that rests on a false premise – but it is not fallacious because the premise indeed entails the conclusion in the sense of (Helwe et al., 2022): if the premise were true, the conclusion would be true as well. **The fallaciousness of an argument is thus largely independent of the truth values of its components**. The argument becomes fallacious only if the premises are true and the conclusion is false.

Finally, **the description of fallacious reasoning is not automatically fallacious**. For example, “You should wear a tin foil hat because it protects you against mind control” is a fallacy (because the tin foil hat does not protect against mind control of any

³It becomes a fallacy when it is used as the premise of an argument, as in “You are stupid, therefore what you say can’t be true.”

known form). However, the following is a factual assertion and not a fallacy: “*Some people wear tin foil hats because they are afraid of mind control*”.

4 Taxonomy of Fallacies

The study of logical fallacies is deeply rooted in historical analysis and rhetorical study (Aristotle, 2023; Whately, 1826; Englebrechtsen, 1973; Downes, 2003; Dowden, 2010; Wikipedia, 2023; Curtis, 2003; Fallacies, 2008; Bennett, 2012).

Some taxonomies are outright incompatible: Dowden (2010) does not see any relationship between *equivocation* and *no true Scotsman*, while Curtis (2003) considers that the former encompasses the latter. Other taxonomies are too coarse-grained. For example, Downes (2003) contains only 10 categories, while we found 23 different types of fallacies in total. Richard Whately’s taxonomy of fallacies (Whately, 1826) is the most cited one on Google Scholar, but it lacks the granularity of other collections of fallacies. Other well-known taxonomies like Dowden (2010) propose only a list of fallacies without any hierarchy, which means that any semantic similarity between fallacies is lost.

In this paper, we propose a taxonomy of fallacies that systematically unifies and consolidates all types of fallacies that are used in current work on fallacy detection. We adopted a bottom-up approach to build our taxonomy, starting from the most specific fallacies and grouping them into broader categories. We first aligned the fallacies proposed in the source datasets since many can have different names in different taxonomies. To this end, we used the definitions and guidelines in the source datasets. We have not taken into account fallacies that were too broad (e.g., *appeal to emotion* could cover many emotions), fallacies not found elsewhere (e.g., *confusion fallacy* appears only in Martino et al. (2019)), and we merged fallacies that were too similar (like *begging the question* and *circular reasoning*). Some fallacies were not taken into account because they are not fallacies in our sense of the word (e.g., *flag waving* and *repetition*). Other fallacies did not appear in related work at all, but did appear in our dataset. An example is the *fallacy of division* that occurs when one reasons that something that is true for a whole must also be true of all or some of its parts. We added such fallacies to our taxonomy. Naturally, the taxonomy can be further expanded with new fallacies in the

future.

We grouped our fallacies into broader categories. For these categories, we chose a classification that Aristotle originally proposed (Wisse, 1989). This is because Aristotle’s classification offers a comprehensive coverage to understanding argumentation and is applicable across various forms of communication – from political speeches to advertisements (Wisse, 1989). This yields the following taxonomy:

1. **Level 0** is a binary classification, categorizing text as either fallacious or non-fallacious.
2. **Level 1** groups fallacies into Aristotle’s categories: ‘Pathos’ (appeals to emotion), ‘Ethos’ (fallacies of credibility), and ‘Logos’ (fallacies of logic, relevance, or evidence).
3. **Level 2** offers fine-grained fallacies within the broad categories of Level 1. For instance, under *fallacy of credibility*, we have specific fallacies such as *appeal to tradition*, *ad populum*, and *guilt by association*.

Our taxonomy is shown in Figure 1.

For each fallacy, we provide formal and informal definitions in Appendix A (inspired by Bennett (2012)). For instance, the *straw man fallacy* is informally defined as “This fallacy involves misrepresenting an opponent’s argument, making it easier to attack and discredit.” Formally, it is defined as “ E_1 claims P . E_2 restates E_1 ’s claim in a distorted way P' . E_2 attacks P' . Therefore, C (often $\neg P$)” where E_i are entities (e.g., people, organizations, etc.), and P is a proposition.

Example 2: “*TITLE: Transgender brain scans promised as study shows structural differences in people with gender dysphoria.*

POST: So now the far left is going to have to admit that there is a difference between the brains of men and women and their behavior isn’t just a social construct that is created by what toys they are raised with?”

The post sets up a misrepresentation of a supposed “far-left” viewpoint, suggesting that this group believes that behavior differences between men and women are solely based on the toys they are raised with. The post then uses the study’s findings to counter this oversimplified and mischaracterized viewpoint. Breaking down the provided example using the formal definition:

Fallacy	Sub-Fallacy	Habernal et al. (2018b)	Delobelle et al. (2019)	Martino et al. (2019)	Balau and Horincar (2021)	Goffredo et al. (2022)	Jin et al. (2022)	(Reisert et al., 2019)	(Habernal et al., 2017)	(Must et al., 2022)	(Alhindi et al., 2022)
ad hominem	name calling	x	x			x	x		x		x
	abusive attacks		x	x							x
	Reductio ad Hitlerum										x
	Doubt			x							x
	Whataboutism / Tu quoque			x		x					x
	Bias ad hominem					x					
	Repetition			x							
	Exaggeration or minimization			x							x
	Slogan			x		x					x
Appeal to Emotion	Appeal to fear/prejudice			x		x	x		x		x
	Appeal to pity					x					x
	Loaded Language			x		x					x
	Flag-waving			x		x					x
Appeal to authority / Fallacy of Credibility	Without evidence			x	x		x				
	False authority					x			x	x	x
	Bandwagon / Appeal to majority / ad populum			x	x	x	x				
Black-and-white fallacy / False Dilemma				x	x		x				x
Thought-terminating cliché				x							x
Red herring / Fallacy of relevance	Appeal to worse problems			x			x	x	x	x	x
equivocation					x						
Obfuscation, intentional vagueness				x						x	x
Straw man / Fallacy of Extension				x			x			x	x
Appeal to nature					x						
Appeal to tradition					x						
Hasty generalization	Faulty Generalization			x				x	x	x	x
	Cherry-picking						x			x	x
	False analogy									x	x
false cause / false causality /questionable cause	Circular Claim					x	x	x		x	
	Causal oversimplification			x			x	x			x
	Post Hoc									x	
Slippery slope					x	x					
Deductive Fallacy							x				
Other	Intentional Fallacy						x				x
	evading the burden of proof									x	x

Table 1: List of fallacies per paper.

- E_1 = the scientific community or researchers who are presenting findings about brain structure differences in people with gender dysphoria.
- P = There are structural differences in the brains of people with gender dysphoria.
- E_2 = the author of the post.
- P' = Behavior differences between men and women are solely based on social constructs like the toys they are raised with.
- A = Countering the misrepresented view by pointing out the brain structure differences.
- C = The far-left’s perspective on behavior differences being solely based on social constructs is incorrect.

5 MAFALDA Benchmark

5.1 Subjectivity

Annotating fallacies is an inherently subjective endeavor. Consider, e.g., the following text:

Example 3: “*The last Democrat winner of the New Hampshire primary won the general election. This year, the winner of the New Hampshire primary will win the general election.*”

This excerpt could be a *false causality* fallacy, meaning that the speaker wrongly assumes a cause-effect relationship between a past event and a future event.

However, we can also posit that there is indeed a causal relationship between winning the primary and winning the general election. Then the assertion is still a *causal oversimplification* fallacy: while winning the primary is one factor in winning the general election, it is certainly not the only one.

This simple example already shows that there is subjectivity in fallacy annotations, where several

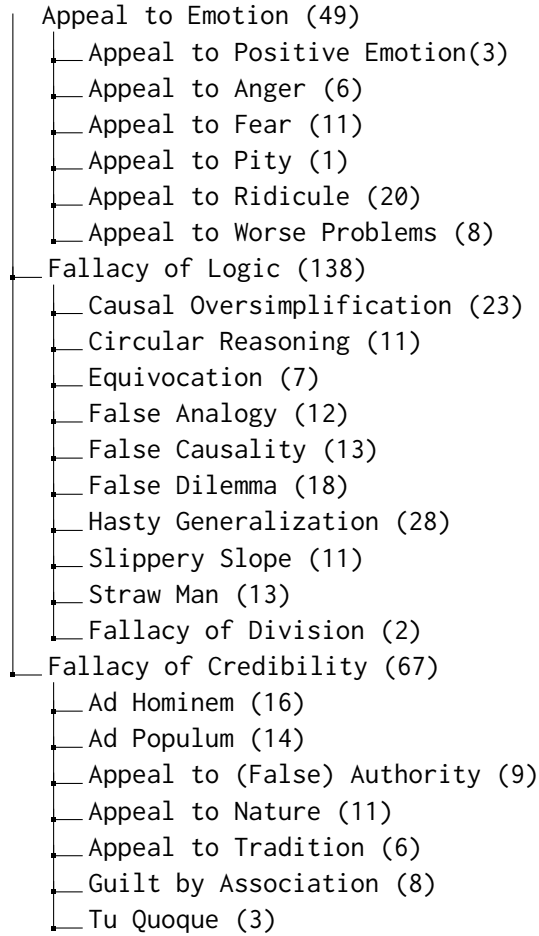


Figure 1: Tree structure of the taxonomy and the frequency of each class

annotations can be defended. It would be counter-productive if the annotators converged on, say, causal oversimplification, so that every approach of fallacy annotation is penalized for proposing an (equally plausible) false causality. There are other cases of legitimately differing opinions: One annotator may see implicit assertions that another annotator does not see: In “Are you for America? Vote for me!” one reader may see the implicit “or you must be against America” (which makes this a false dilemma), while another annotator may see no such implicature. Annotators may also have different thresholds for fear (appeal to fear) or insults (ad hominem). Finally, different annotators have different background knowledge: A sentence such as “Use disinfectants or you will get Covid-19!” may be read as a plausible warning by one annotator, but as an appeal-to-fear fallacy by an annotator who knows that Covid-19 does not spread via contaminated surfaces. Beyond such cases of “objective subjectivity”, there can also be cases of subjectivity for personal reasons, where an annota-

tor’s sympathy with a claim affects their judgment.

All of these considerations show the importance of accounting for subjectivity when annotating fallacies. And indeed, empirical evidence shows that people disagree on fallacies: as Section 2.2 shows, the inter annotator agreement (IAA) reported in related work is consistently low or increased thanks to different strategies such as expert/group reconciliation on disagreement (κ between 0.34 and 0.74, γ between 0.60 and 0.80, α between 0.46 and 0.6) . The point can also be proven experimentally: We asked GPT-4 (OpenAI, 2023) and three Ph.D. students in the domains of NLP and logic to annotate 21 samples from our source datasets (the Ph.D. students are not authors of this paper). We computed several IAA scores; the best one was 0.4, which is very low.

IAA Metric	Min	Max	Avg.
Gamma	-0.08	0.47	0.13
Gamma (Continue)	0.16	0.52	0.31
Cohen’s Kappa (Simple)	-0.08	0.61	0.30
Jaccard	0.28	0.54	0.39

Table 2: Summary of Inter-Annotator Agreement Metrics. Gamma IAAs are from Mathet et al. (2015), Cohen’s Kappa is from Hopkins (1998), and Jaccard is from Jaccard (1912).

Table 2 shows the summary of the IAAs between each combination of the annotations of the 3 Ph.D. students, GPT-4, and a consensus obtained by the authors of the present paper, i.e., 5 different sets of annotations. Contrary to what previous work has demonstrated (Gilardi et al., 2023), GPT-4 did not perform better than humans. Indeed, depending on the IAA metric, GPT-4 performs worse than our 3 Ph.D. students, again showing that annotating fallacies is far from trivial. We also computed Cohen’s κ with a multi-label binary classifier – chosen for its ability to handle multiple, independent classification problems simultaneously. Ultimately, Table 2 demonstrates this annotation task’s subjectivity again.

And indeed, numerous papers presented in Section 2 show that annotating fallacies is a subjective task (Habernal et al., 2018a; Mathet et al., 2015; Martino et al., 2019; Sahai et al., 2021; Goffredo et al., 2022). However, they completely fail to take it into account. Rather, they use different techniques to mitigate the subjectivity (Table 3): Either an expert makes the final choice, or a consensus is reached, or an automated label is assigned based

on the number of votes. However, if fallacy A was reported 9 times and fallacy B 7 times for the same example, is fallacy B less legitimate than fallacy A ?

5.2 Subjective Annotation

We now propose an annotation scheme in which subjectivity is not projected away, but explicitly represented.

Definition 3 (Span). *The span (i, j) of a fallacy in a text comprises all sentences that include the conclusion and all given premises of the fallacy. i and j are the start and end indexes respectively (with $0 \leq i < j$). A premise or conclusion need not be included if referred to by a pronoun. The conclusions or the premises can be implicit in the text, but they have to be reasonably understandable by a human.*

We work on the level of sentences (and not, say, spans of tokens), because previous work has shown that agreement on the token level is even harder to achieve (Jin et al., 2022). We allow the use of pronouns to decrease the size of the spans when a sentence refers to another sentence (that is possibly not adjacent).

Example 4: In the excerpt “*Can I get into finance with a Law degree? (...) This is law school arrogance at its finest. Why not a brain surgeon?*”, In this example of *appeal to ridicule*, “*This*” refers to the question posed by someone else at the beginning of the text, which is a premise. We omitted a large portion of the text, which is not part of the fallacy and can tag only the underlined text thanks to the presence of the pronoun “this”.

The main intuition behind our new annotation scheme is that one can use alternative possibilities for tagging a text, where each tag represents a possible annotation. Concretely, we acknowledge that, for a given text, a combination of mandatory and optional tags will better reflect the subjectivity of the task. Regarding Example 3, both fallacies are connected with a logical *OR* (a disjunction), which means that the annotation system should provide *false causality* or *causal oversimplification*. For instance, supposing a fallacious span is tagged – i.e., annotated – with $(f_a \vee f_b) \wedge f_c$, where all f_i are distinct fallacies, the good possible answers provided by the annotation system are: $\{f_a, f_c\}$, $\{f_b, f_c\}$, or $\{f_a, f_b, f_c\}$ (f_c is mandatory in all cases). Thus, a span contains a conjunction

of disjunctions of tags. Specifically, given our use case, a tag is a fallacy name, and we consider that a span is composed of one or several sentences.

5.2.1 Annotation Scheme

To effectively compute the F1-score for alternative tagging possibilities of a text, we have developed metrics for precision, recall, and F1-score tailored to this subjective task. We provide the formal definitions:

Let \mathcal{F} be the set of fallacies and $\mathcal{F}^+ = \mathcal{F} \cup \{\perp\}$ its extension with the special label \perp meaning “no fallacy”.

Definition 4 (Annotated Span). *Let s be an annotated span of a given text. Formally, s is a tuple $s = (i, j, l)$ where i , and j are start and end indexes respectively of the span w.r.t. the text ($0 \leq i < j$). l is a label of the span: In the context of a prediction, $l \in \mathcal{F}$, while in the context of the gold standard, $l \in \mathcal{F}^+$.*

The same span can have multiple annotated spans with distinct labels: The span (i, j) can have two labels (or more): $\forall s = (i_s, j_s, l_s), p = (i_p, j_p, l_p) : (s \neq p \wedge i_s = i_p \wedge j_s = j_p) \rightarrow (l_s \neq l_p)$.

Definition 5 (Conjunction of annotated spans). *Let S be the set of annotated spans predicted by a system for a given text, and T_i be a set of gold-standard annotated spans. S and T_i are conjunctions of annotated spans, i.e., all spans are **mandatory**.*

Definition 6 (Gold Standard). *Let $\mathcal{T} = \{T_i\}$ be the gold standard of a text in which we consider alternative labels, i.e., each T_i corresponds to a valid choice of annotation. \mathcal{T} is strictly equivalent to a disjunction of conjunctions of spans since T_i s are conjunctions.*

The gold standard \mathcal{T} has the following properties: $\forall T_i, T_j \in \mathcal{T}^2 \rightarrow |T_i| = |T_j|$, which means that all alternatives have the same size. Moreover, $\forall s = (i_s, j_s, l_s) \in T_i \rightarrow \exists p = (i_p, j_p, l_p) \in T_j : i_s = i_p \wedge j_s = j_p$, which means that a span is in all alternatives T_i (but it can have different or \perp). This is useful in case two annotators disagree on the label to choose or if they judge that the model reasonably predicts a fallacy f or no fallacy at all for a span. Indeed, in the gold standard, we allow for a special label \perp (see Definition 4), meaning that for a given span, it is possible to specify that there is no fallacy explicitly (suppose one annotator thinks a span is fallacious and another thinks it is not).

Example 5: Consider the text "Sentence1. Sentence2. Sentence3. Sentence4. Sentence5." where Sentence1 and Sentence 2 are abusive ad hominem. Sentence1 is also an appeal to fear or an appeal to anger. Sentence3 is non-fallacious. Sentence4 is an appeal to tradition. Sentence5 is an ad hominem or \perp .

Then the gold standard is $\mathcal{T} = \{T_1, T_2, T_3, T_4\}$ where

- $T_1 = \{(s1 + s2, adhominem), (s1, fear), (s4, tradition), (s5, adhominem)\}$
- $T_2 = \{(s1 + s2, adhominem), (s1, anger), (s4, tradition), (s5, adhominem)\}$
- $T_3 = \{(s1 + s2, adhominem), (s1, anger), (s4, tradition), (s5, \perp)\}$
- $T_4 = \{(s1 + s2, adhominem), (s1, fear), (s4, tradition), (s5, \perp)\}$

Please note that $|T_1| = |T_2| = |T_3| = |T_4| = 4$. All T_i are valid and acceptable annotated spans that represent a valid view of the state of the world. They allow for handling the subjectivity of the task.

5.2.2 Evaluation Metrics

To calculate precision and recall for annotation comparison, we must assess the score of a proposed annotated span s against a potential gold truth span annotation t , employing the scoring formula used by (Martino et al., 2019). The formula consists of computing the intersection of spans s and t , divided by $|h|$, where $|h|$ is set to $|s|$ when calculating precision and to $|t|$ for recall. The resulting overlap ratio is then multiplied by a label agreement factor $\delta(l_s, l_t)$, defined as $\delta(l_s, l_t) = 1$ if $l_s = l_t$, and 0 otherwise. The score $C(s, t, h)$ is given by:

$$C(s, t, h) = \frac{|s \cap t|}{|h|} \times \delta(l_s, l_t)$$

This formulation captures the extent of overlap and the label agreement between the predicted and gold truth annotations.

Precision for a set of predicted spans S is computed by assessing each span in S against the gold

standard spans in T ($T \in \mathcal{T}$) and taking the best-matched span with the same labels. It is defined as the sum of comparison scores between the spans, normalized by the total count of spans in S :

$$Precision(S, T) = \frac{1}{|S|} \sum_{s \in S} \max_{t \in T} C(s, t, s)$$

Additionally, if $|S| = 0$, $Precision(S, T) = 1$ if $|T^-| = 0$, $Precision(S, T) = 0$ otherwise (where $T^- = \{(i, j, l) \in T : l \neq \perp\}$).

Recall for the same set of predicted spans S is determined by comparing these spans against the gold standard spans in T and taking the best-matched span with the same labels. The recall is defined as the sum of comparison scores, normalized by the total count of gold standard spans in T :

$$Recall(S, T) = \frac{1}{|T^-|} \sum_{t \in T^-} \max_{s \in S} C(s, t, t)$$

where $T^- = \{(i, j, l) \in T : l \neq \perp\}$. Additionally, if $|T^-| = 0$, $Recall(S, T) = 1$ if $|S| = 0$, $Recall(S, T) = 0$ otherwise.

To calculate the **F1-score**, we consider all possible gold standard alternatives T within \mathcal{T} . For precision and recall, the highest-scoring gold truth alternative annotation is selected from \mathcal{T} . The F1-score is then computed as the harmonic mean of these maximum precision and recall values. Further details and properties of these metrics are discussed in Appendix D.

The formulas are defined as follows:

$$Precision(S, \mathcal{T}) = \max_{T \in \mathcal{T}} Precision(S, T)$$

$$Recall(S, \mathcal{T}) = \max_{T \in \mathcal{T}} Recall(S, T)$$

$$F1(S, \mathcal{T}) = 2 \times \frac{Precision(S, \mathcal{T}) \times Recall(S, \mathcal{T})}{Precision(S, \mathcal{T}) + Recall(S, \mathcal{T})}$$

Here, $Precision(S, \mathcal{T})$ and $Recall(S, \mathcal{T})$ are the maximum precision and recall obtained for the set of predicted spans S against any gold standard annotation T in \mathcal{T} .

On the text level, there are still alternatives, thus, we could not use a standard implementation of precision and recall. With the following definitions: precision is the percentage of correct predictions, and recall is the percentage of gold annotations that were predicted by the model. We thus adapted these definitions to our annotation scheme (see Appendix D)

5.3 Dataset

For the dataset to be a benchmark for LLM, we needed to ensure that LLMs were not involved during the annotation process. As crowd workers might rely on LLM, e.g., 33%-46% of Mturk are using ChatGPT (Veselovsky et al., 2023), and to control fully the annotation process, we annotated ourselves the dataset.

The annotation group consisted of the authors of this paper, which included two Ph.D. students, one post-doctoral researcher, and two Professors. We annotated 200 selected texts from the publicly available datasets presented in Section 2. Each text was annotated after a consensus was reached. The process took around 40 hours, corresponding to an average of 12 minutes per example, ranging from less than a minute for toy examples to half an hour when disagreement raised a debate.

The 200 texts were selected as follows: We first randomly drew 200 positively labeled texts from the four initial datasets (filtered). Thus, The sample followed the same distribution as the initial datasets (see table 3) regarding source dataset and fallacy.

source dataset	filtered	sample
informal fallacies datasets	711	124 (53)
logical fallacy detection datasets	583	59
semeval 2020 task 11	336	0
fallacious argument in political debates	250	17

Table 3: Distribution of text from the initial source (after first filtering) and from the final re-annotated dataset

We replaced the texts from (Martino et al., 2019) that were too long to annotate by negative sample, which all came from (Sahai et al., 2021) as it is the only dataset with negatively labeled texts. We then removed URLs, emails, and phone numbers.

The 124 Reddit texts from (Sahai et al., 2021) were reconstructed by concatenating the post of interest, the previous post (if available), and the title. The title was considered as a citation and was thus not annotated.

Example 6: "TITLE: Sign petition for Persona 5 pc and switch ports POST: So much important stuff in the world that needs political activism. Makes a petition to portbeg P5 onto PC and Switch."

The 59 toy example texts were taken as provided by (Jin et al., 2022).

Example 7: "Two of my best friends are really introverted, shy people, and they both have cats. That leads to me believe that most cat lovers are really shy."

The 17 political debate texts were reconstructed (Goffredo et al., 2022) by concatenating the previous and following sentences of allegedly fallacious texts.

Example 8: "CLINTON: Our military is the strongest military in the world. It is the strongest, best prepared, best equipped it has ever been. There is very little difference in the budget that I proposed and the Republican budget over the next six-year period."

We followed the annotation scheme, taxonomy, definitions, and tasks in Appendix B.

We annotated 272 spans within the 200 text. This means that 137 text contains at least one fallacious span (see table 4 for the number of text with a specific number of span).

Number of span	0	1	2	3	4	5	6
Span	63	70	32	18	8	6	3
Unique Span	63	95	23	15	3	1	0

Table 4: Number of text with N spans

In the original dataset only 129 texts were annotated as containing a fallacious argument. Some texts that we introduced in the dataset as non fallacious sample were re-annotated as fallacious. This can be explained by the methodology from (Sahai et al., 2021), in order to make the task easier for crowd workers, they were only supposed to check one specific fallacy. For example, if a text contains a black-and-white fallacy, but was wrongly pre-annotated with ad populum fallacy, then the annotator would say that the text does not contain an ad populum fallacy making it non-fallacious.

The dataset contains all the fallacies presented in Section 4. However, their frequencies vary greatly, as seen in Table 5. The three most frequent fallacies represent 1/4 of the dataset, while the least frequent fallacies appear less than three times. In table 5 the simplified count groups fallacies in order to more be compared to the source labels (e.g. appeal to fear and anger are grouped under appeal to emotion)

The new annotations have on average more labels per text than the source annotations (Original: 0.665, Ours: 1.34). That difference can be explained by our annotation process, which includes

	annotations	simplified	sources
non-fallacious	63	63	71
hasty generalization	28	28	33
causal oversimplification	23	0	0
Appeal to Ridicule	20	20	0
false dilemma	18	18	7
ad hominem	16	27	8
nothing	14	14	0
ad populum	14	14	13
straw man	13	13	0
false causality	13	36	8
false analogy	12	12	0
slippery slope	11	11	6
appeal to fear	11	0	0
appeal to nature	11	11	10
circular reasoning	11	11	10
appeal to (false) authority	9	9	10
appeal to worse problems	8	8	8
guilt by association	8	0	0
equivocation	7	7	1
appeal to tradition	6	6	6
appeal to anger	6	0	0
appeal to positive emotion	3	0	0
tu quoque	3	0	0
fallacy of division	2	2	0
appeal to pity	1	1	0
fallacy of relevance	0	0	2
intentional	0	0	1
appeal to emotion	0	20	10

Table 5: Number of spans for each fallacy

alternatives, therefore encouraging the use of multiple labels. We introduced new fallacies such as Appeal to Ridicule, and remove fallacies that we considered too vague or broad such as intentional fallacy. In some cases, we used a different granularity than in the source such as appeal to emotion.

Overall, the new annotation scheme mostly uniformizes and enriches the original annotations. Despite being made independently from the original annotations, we found out that in 71.5 % of cases, we annotated the text with similar fallacies as the original one (at least one fallacy of the source annotation was in the new annotation or we agreed on a non-fallacious text).

Number of labels	1	2	3	4
Number of spans	147	48	7	1

Table 6: Number of spans with alternatives

The dataset contains 268 spans but only 203 unique spans. 28% of spans contain at least 1 alternative. As shown in Figure 2, most fallacies are distinct enough in our sample. However, there are two fallacies with high co-occurrence frequency. *Appeal to pity* which has a 100% co-occurrence with *strawman* and *appeal to worse problem*, but this is because there is only one occurrence of *Appeal to pity* in our dataset. The second one is *guilt by association* which is 38% of the time associated with *abusive ad hominem*. This is explained by the fact that *guilt by association* and *abusive ad hominem* are two types of ad hominem fallacy.

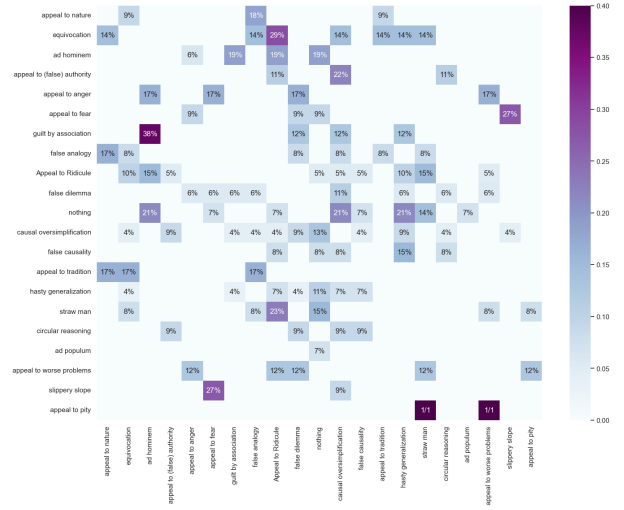


Figure 2: Co-occurrence of labels (frequency)

The other fallacies do not co-occur too frequently (less than 30% of the time) with another particular fallacy, which indicates that the definitions are distinct enough.

6 Experiments

6.1 Tasks

We are interested in the following tasks for a given text:

Without spans

Fallacy detection: Determine whether or not the text contains at least one fallacy. This is a binary classification task.

Coarse-grained fallacy classification:

Determine the set of coarse categories (the Level 1 in Section 4) of the fallacies in the text. This is a multi-label classification task.

Fine-grained fallacy classification:

Determine the set of fine-grained categories (Level 2 in Section 4) of the fallacies in the text. This is a multi-label classification task.

With spans

Fallacious span determination: Determine the spans (see Definition 3) of the fallacies in the text.

Coarse span annotation: Determine the spans of the fallacies in the text, each annotated with one or more coarse categories (Level 1 in the taxonomy).

Fine-grained span annotation: Determine the spans of the fallacies in the text, each annotated with one or more fine-grained categories (Level 2 in the taxonomy).

6.2 Settings

We evaluated several large language models in zero-shot settings to gauge their performance in automatically detecting text fallacies without fine-tuning. Our focus was on a select few models for a preliminary assessment. Here are the selected models:

GPT-3.5 (Brown et al., 2020), developed by OpenAI, is a Transformer-based language model with 175 billion parameters. Initially pre-trained on an extensive dataset encompassing a diverse range of texts. Also, GPT-3.5 employs a technique known as Reinforcement Learning from Human Feedback (RLHF) for finetuning. In this process, human trainers review and provide feedback on the model’s outputs, ensuring that the model responses are not only accurate but also aligned with nuanced human judgment and values.

Falcon (Penedo et al., 2023) is a large language model primarily pretrained on the Refined-Web – a curated dataset extracted from CommonCrawl and refined for quality through filtering and deduplication. The model exists in two versions, a 40B parameter and a 7B parameter.

LLaMA-2 (Touvron et al., 2023), developed by Meta, is a transformer-based language model pre-trained on 2 trillion tokens from various public sources. This model has multiple versions, including LLaMA 2-chat, tailored for dialogue applications. LLaMA-2 Instruct, another variant, has been fine-tuned using human instructions, LLaMA-2 generated instructions, and datasets like BookSum and Multi-document Question Answering. LLaMA-2 models come in different sizes, with parameters ranging from 7B to 70B.

Vicuna (Chiang et al., 2023) is a model based on LLaMA, fine-tuned using a dataset comprising user conversations with ChatGPT. This model is available in two different sizes: 7B and 13B.

Mistral (Jiang et al., 2023) is a 7B-parameter transformer-based model. It uses two attention mechanisms to improve inference speed and memory requirements: grouped-query attention (GQA) and sliding window attention (SWA). Specific details regarding the training data and hyperparameters are not disclosed. An alternative version of the model is also provided, fine-tuned to follow instructions. This refined model is claimed to have been trained using publicly available instruction datasets from the Hugging Face repository.

WizardLM (Xu et al., 2023) is a model based on LLaMa. It has been fine-tuned with a dataset comprising instructions that vary in complexity. The dataset was generated through a method known as Evol-Instruct, which systematically evolves simple instructions into more advanced ones. WizardLM is available in two sizes: 7B and 13B.

Zephyr (Tunstall et al., 2023) is a model that is based on Mistral and was fine-tuned on a variant of the UltraChat dataset, which is a synthetic dataset of dialogues generated by ChatGPT. To enhance its alignment, Zephyr was further trained using the UltraFeedback dataset, which encompasses 64,000 ranked prompts and responses evaluated by GPT-4.

In our study, we focused on two open-source model sizes: 7B and 13B, using their 8-bit quantized versions due to hardware limitations. We initially tested our models at level 2 granularity. Based on these level 2 predictions, we then extrapolated labels for levels 1 and 0, as our dataset includes three levels of granularity. We employed a basic prompting approach that involved presenting the model with an instruction, the corresponding text example, and the sentence to be labeled. It is worth noting that we did not engage in extensive prompt engineering to achieve optimal results. The detailed prompt can be found in the Appendix C. Our experiments were conducted at the sentence level; we formed spans by grouping consecutive sentences with the same label.

6.3 Results

One significant challenge of generative models is their inconsistency when generating output conforming to a specific format. To address this, we implemented a pattern-matching technique. This

method involves checking if certain keywords associated with a label are present in the model’s output. In Table 7, we present the results obtained from various models across different granularity levels at a span level in a zero-shot setting, as evaluated using our metric, while in Table 8, we show the results at a text level. We added *Baseline random*, which represents a dummy model that predicts labels randomly, and *Baseline Silent*, which is another dummy model that predicts only the "no fallacy" label.

Score Model	F1 Level 0	F1 Level 1	F1 Level 2
Baseline random	0.303	0.079	0.016
Baseline silent	0.315	0.000	0.000
Falcon 7B	0.329	0.159	0.022
LLaMA2 Chat 7B	0.466	0.152	0.082
LLaMA2 7B	0.383	0.191	0.044
Mistral Instruct 7B	0.426	0.176	0.084
Mistral 7B	0.329	0.158	0.050
Vicuna 7B	0.373	0.165	0.061
WizardLM 7B	0.403	0.114	0.041
Zephyr 7B	0.441	0.249	0.121
LLaMA2 Chat 13B	0.428	0.203	0.117
LLaMA2 13B	0.372	0.166	0.044
Vicuna 13B	0.479	0.206	0.115
WizardLM 13B	0.467	0.223	0.111
GPT 3.5 175B	0.567	0.234	0.160

Table 7: Performance results of different models across different granularity levels in a zero-shot setting

Score Model	F1 Level 0	F1 Level 1	F1 Level 2
Baseline random	0.595	0.314	0.119
Baseline silent	0.340	0.340	0.340
Falcon 7B	0.600	0.357	0.087
LLaMA2 Chat 7B	0.685	0.334	0.174
LLaMA2 7B	0.640	0.392	0.107
Mistral Instruct 7B	0.655	0.480	0.261
Mistral 7B	0.615	0.389	0.122
Vicuna 7B	0.610	0.434	0.205
WizardLM 7B	0.625	0.422	0.253
Zephyr 7B	0.675	0.493	0.260
LLaMA2 Chat 13B	0.670	0.416	0.228
LLaMA2 13B	0.660	0.400	0.116
Vicuna 13B	0.710	0.542	0.332
WizardLM 13B	0.710	0.447	0.234
GPT 3.5 175B	0.720	0.611	0.480

Table 8: Performance results of different models across different granularity levels in a zero-shot setting, on the simplified task of identification of fallacies in the text

At the span level, we observe that all models perform better at level 0 than at levels 1 and 2.

Notably, in most cases across levels 1 and 2, models with 13 billion parameters outperform their 7 billion counterparts, with LLaMA2 being the sole exception. At level 1, Zephyr achieves the highest score, surpassing GPT 3.5, which has a significantly larger size of 175 billion parameters. While GPT 3.5 leads in performance at levels 0 and 2, the margin of its superiority is relatively narrow, considering its larger size. These findings suggest that as the granularity level increases, the challenge of detecting span fallacies intensifies. Importantly, they also indicate that smaller, with some engineering and clean datasets, finetuned models can sometimes yield better results than their larger models, challenging the assumption that larger models are always more effective.

In the context of text-level fallacy detection and classification, the task proves to be simpler and more straightforward compared to span-level fallacy detection. This is evident from the significantly higher results obtained. In this domain, Zephyr outperforms all models with 7 billion and 13 billion parameters at levels 1 and 2, while showing comparable performance at level 0 with 13 billion parameters. GPT 3.5, however, consistently achieves the highest scores across all levels. Notably, at Level 2, GPT 3.5 significantly surpasses smaller models in performance. This gap in effectiveness diminishes at lower difficulty levels, indicating that smaller models can achieve results comparable to larger models in less complex tasks.

7 Conclusion

This paper introduces MAFALDA, a comprehensive gold standard dataset for fallacy detection and classification, incorporating a unified taxonomy from various existing datasets. Our three-level granularity approach accommodates alternative labels, addressing the subjectivity inherent in fallacy detection and classification. We detail an annotation scheme and provide precision, recall, and F1-score metrics tailored for this subjective context. We further demonstrate the capabilities of various large language models in zero-shot fallacy classification and detection at both span and text levels.

Future work will expand this study to include few-shot settings and explore advanced prompting techniques, such as chain-of-thought and tree-of-thought, while enriching the dataset with additional examples and expanding the fallacy taxonomy.

Limitations

The data used in this work is freely available but contains harmful content such as racism, apologies for committing crimes, misogyny, etc. This was necessary since our goal is to contribute to the fight against the spread of fake news and prevent certain forms of manipulation. The authors of this paper, being humans, have necessarily some biases that they tried to overcome during the re-annotation process.

Additionally, the paper relies on LLMs for its experiments: these LLMs are known for their biased answers and their consumption of energy during training and usage – this is obviously of utmost importance because of climate change. The experiments were only run in a zero-shot setting with limited efforts regarding the prompt engineering which can decrease the scores we obtained.

A noteworthy limitation in our approach is the method of prompt engineering employed. Our strategy involved splitting text into sentences, which, while methodologically sound, might have limited the quality of the outputs or the reasoning capabilities of the models. The granularity of sentence-level analysis could potentially overlook the broader context or nuances in longer passages, thereby affecting the models' ability to generate accurate and comprehensive annotations.

Another aspect that could impact the performance of our models is the inclusion of titles from Reddit posts in the annotations. The failure to instruct models to exclude these titles may have inadvertently influenced the results, as the titles themselves often carry a distinct tone or content that could skew the model's interpretation and subsequent annotation of the text.

References

- Malak Abdullah, Ola Altit, and Rasha Obiedat. 2022. Detecting Propaganda Techniques in English News Articles using Pre-trained Transformers. In *2022 13th International Conference on Information and Communication Systems (ICICS)*, pages 301–308. IEEE.
- Hani Al-Omari, Malak Abdullah, Ola AlTit, and Samira Shaikh. 2019. [JUSTDeep at NLP4IF 2019 task 1: Propaganda detection using ensemble deep learning models](#). In *Proceedings of the Second Workshop on Natural Language Processing for Internet Freedom: Censorship, Disinformation, and Propaganda*, pages 113–118. Association for Computational Linguistics.
- Tariq Alhindi, Tuhin Chakrabarty, Elena Musi, and Smaranda Muresan. 2022. [Multitask instruction-based prompting for fallacy recognition](#). In *Proceedings of the 2022 Conference on Empirical Methods in Natural Language Processing*, pages 8172–8187, Abu Dhabi, United Arab Emirates. Association for Computational Linguistics.
- Aristotle. 2023. [Sophistical Refutations](#).
- Oana Balalau and Roxana Horincar. 2021. [From the Stage to the Audience: Propaganda on Reddit](#). In *Proceedings of the 16th Conference of the European Chapter of the Association for Computational Linguistics: Main Volume*, pages 3540–3550. Association for Computational Linguistics.
- Iz Beltagy, Matthew E. Peters, and Arman Cohan. 2020. [Longformer: The long-document transformer](#). *CoRR*, abs/2004.05150.
- Bo Bennett. 2012. *Logically Fallacious: The Ultimate Collection of over 300 Logical Fallacies (Academic Edition)*. EBookIt. com.
- Tom Brown, Benjamin Mann, Nick Ryder, Melanie Subbiah, Jared D Kaplan, Prafulla Dhariwal, Arvind Neelakantan, Pranav Shyam, Girish Sastry, Amanda Askell, et al. 2020. Language models are few-shot learners. *Advances in neural information processing systems*, 33:1877–1901.
- Wei-Lin Chiang, Zhuohan Li, Zi Lin, Ying Sheng, Zhanghao Wu, Hao Zhang, Lianmin Zheng, Siyuan Zhuang, Yonghao Zhuang, Joseph E. Gonzalez, Ion Stoica, and Eric P. Xing. 2023. [Vicuna: An open-source chatbot impressing gpt-4 with 90%* chatgpt quality](#).
- Irving M Copi, Carl Cohen, and Victor Rodych. 2018. *Introduction to logic*. Routledge.
- Gary N. Curtis. 2003. [Logical Fallacies: The Fallacy Files](#).
- Victor Danciu et al. 2014. Manipulative marketing: persuasion and manipulation of the consumer through advertising. *Theoretical and Applied Economics*, 21(2):591.
- Pieter Delobelle, Murilo Cunha, Eric Massip Cano, Jeroen Peperkamp, and Bettina Berendt. 2019. [Computational Ad Hominem Detection](#). In *Proceedings of the 57th Annual Meeting of the Association for Computational Linguistics: Student Research Workshop*, pages 203–209. Association for Computational Linguistics.
- Bradley Dowden. 2010. [Fallacies | Internet Encyclopedia of Philosophy](#).
- Stephen Downes. 2003. [Stephen's Guide to the Logical Fallacies](#).
- Phan Minh Dung. 1995-09-01. [On the acceptability of arguments and its fundamental role in nonmonotonic reasoning, logic programming and n-person games](#). *Artificial Intelligence*, 77(2):321–357.

- Shadia Abdelhameed Elsayed, Osama Abu-Hammad, Albraa B Alolayan, Yasmin Salah Eldeen, and Najla Dar-Odeh. 2020. Fallacies and facts around covid-19: the multifaceted infection. *The Journal of craniofacial surgery*.
- George Englebretsen. 1973. [Fallacies](#). By CL Hamblin. London: Methuen. 1970. Pp. 326. 5.65 (paperback). *Dialogue: Canadian Philosophical Review/Revue canadienne de philosophie*, 12(1):151–154.
- Logical Fallacies. 2008. [Logical Fallacies - List of Logical Fallacies with Examples](#).
- Harry J. Gensler. 2010. *The A to Z of Logic*. The A to Z Guide Series. Scarecrow Press.
- Fabrizio Gilardi, Meysam Alizadeh, and Maël Kubli. 2023. [ChatGPT Outperforms Crowd-Workers for Text-Annotation Tasks](#).
- Pierpaolo Goffredo, Shohreh Haddadan, Vorakit Vorakitphan, Elena Cabrio, and Serena Villata. 2022. [Fallacious Argument Classification in Political Debates](#). In *Proceedings of the Thirty-First International Joint Conference on Artificial Intelligence*, pages 4143–4149. International Joint Conferences on Artificial Intelligence Organization.
- Ivan Habernal, Raffael Hannemann, Christian Polak, Christopher Klammer, Patrick Pauli, and Iryna Gurevych. 2017. [Argotario: Computational argumentation meets serious games](#). In *Proceedings of the 2017 Conference on Empirical Methods in Natural Language Processing: System Demonstrations*, pages 7–12, Copenhagen, Denmark. Association for Computational Linguistics.
- Ivan Habernal, Henning Wachsmuth, Iryna Gurevych, and Benno Stein. 2018a. [The argument reasoning comprehension task: Identification and reconstruction of implicit warrants](#). In *Proceedings of the 2018 Conference of the North American Chapter of the Association for Computational Linguistics: Human Language Technologies, Volume 1 (Long Papers)*, pages 1930–1940, New Orleans, Louisiana. Association for Computational Linguistics.
- Ivan Habernal, Henning Wachsmuth, Iryna Gurevych, and Benno Stein. 2018b. [Before Name-Calling: Dynamics and Triggers of Ad Hominem Fallacies in Web Argumentation](#). In *Proceedings of the 2018 Conference of the North American Chapter of the Association for Computational Linguistics: Human Language Technologies, NAACL-HLT 2018, New Orleans, Louisiana, USA, June 1-6, 2018, Volume 1 (Long Papers)*, pages 386–396. Association for Computational Linguistics.
- Hans Hansen. 2020. Fallacies. In Edward N. Zalta, editor, *The Stanford Encyclopedia of Philosophy*, Summer 2020 edition. Metaphysics Research Lab, Stanford University.
- Chadi Helwe, Simon Coumes, Chloé Clavel, and Fabian M. Suchanek. 2022. TINA: Textual Inference with Negation Augmentation. In *EMNLP Find*.
- Kenneth D Hopkins. 1998. *Educational and psychological measurement and evaluation*. ERIC.
- Paul Jaccard. 1912. The distribution of the flora in the alpine zone. 1. *New phytologist*, 11(2):37–50.
- Albert Q Jiang, Alexandre Sablayrolles, Arthur Mensch, Chris Bamford, Devendra Singh Chaplot, Diego de las Casas, Florian Bressand, Gianna Lengyel, Guillaume Lample, Lucile Saulnier, et al. 2023. Mistral 7b. *arXiv preprint arXiv:2310.06825*.
- Zhijing Jin, Abhinav Lalwani, Tejas Vaidhya, Xiaoyu Shen, Yiwen Ding, Zhiheng Lyu, Mrinmaya Sachan, Rada Mihalcea, and Bernhard Schölkopf. 2022. [Logical Fallacy Detection](#).
- Fabrizio Macagno. 2022. Argumentation profiles and the manipulation of common ground: the arguments of populist leaders on twitter. *Journal of Pragmatics*, 191:67–82.
- Giovanni Da San Martino, Seunghak Yu, Alberto Barrón-Cedeño, Rostislav Petrov, and Preslav Nakov. 2019. [Fine-Grained Analysis of Propaganda in News Article](#). In *Proceedings of the 2019 Conference on Empirical Methods in Natural Language Processing and the 9th International Joint Conference on Natural Language Processing, EMNLP-IJCNLP 2019, Hong Kong, China, November 3-7, 2019*, pages 5635–5645. Association for Computational Linguistics.
- Yann Mathet, Antoine Widlöcher, and Jean-Philippe Métévier. 2015. [The unified and holistic method gamma \(\$\gamma\$ \) for inter-annotator agreement measure and alignment](#). *Comput. Linguistics*, 41(3):437–479.
- Elena Musi, Myrto Aloumpi, Elinor Carmi, Simeon Yates, and O’Halloran Kay. 2022. [Developing fake news immunity: Fallacies as misinformation triggers during the pandemic](#). In *Online Journal of Communication and Media Technologies*, pages 12(3), e202217.
- OpenAI. 2023. [GPT-4 technical report](#). *CoRR*, abs/2303.08774.
- Guilherme Penedo, Quentin Malartic, Daniel Hesslow, Ruxandra Cojocaru, Alessandro Cappelli, Hamza Alobeidli, Baptiste Pannier, Ebtesam Almazrouei, and Julien Launay. 2023. The refinedweb dataset for falcon llm: outperforming curated corpora with web data, and web data only. *arXiv preprint arXiv:2306.01116*.
- Barbara Plank. 2022. [The ‘problem’ of human label variation: On ground truth in data, modeling and evaluation](#).
- Paul Reisert, Benjamin Heinzerling, Naoya Inoue, Shun Kiyono, and Kentaro Inui. 2019. [Riposte! a large corpus of counter-arguments](#).
- Marian-Andrei Rizoio, Timothy Graham, Rui Zhang, Yifei Zhang, Robert Ackland, and Lexing Xie. 2018. [#debatenight: The role and influence of socialbots](#)

on twitter during the 1st 2016 U.S. presidential debate. In *Proceedings of the Twelfth International Conference on Web and Social Media, ICWSM 2018, Stanford, California, USA, June 25-28, 2018*, pages 300–309. AAAI Press.

Saumya Sahai, Oana Balalau, and Roxana Horincar. 2021. *Breaking Down the Invisible Wall of Informal Fallacies in Online Discussions*. In *Proceedings of the 59th Annual Meeting of the Association for Computational Linguistics and the 11th International Joint Conference on Natural Language Processing (Volume 1: Long Papers)*, pages 644–657. Association for Computational Linguistics.

Hugo Touvron, Louis Martin, Kevin Stone, Peter Albert, Amjad Almahairi, Yasmine Babaei, Nikolay Bashlykov, Soumya Batra, Prajwal Bhargava, Shruti Bhosale, et al. 2023. Llama 2: Open foundation and fine-tuned chat models. *arXiv preprint arXiv:2307.09288*.

Lewis Tunstall, Edward Beeching, Nathan Lambert, Nazneen Rajani, Kashif Rasul, Younes Belkada, Shengyi Huang, Leandro von Werra, Cl  mentine Fourrier, Nathan Habib, et al. 2023. Zephyr: Direct distillation of lm alignment. *arXiv preprint arXiv:2310.16944*.

Alexandra N Uma, Tommaso Fornaciari, Dirk Hovy, Silviu Paun, Barbara Plank, and Massimo Poesio. 2021. Learning from disagreement: A survey. *Journal of Artificial Intelligence Research*, 72:1385–1470.

Veniamin Veselovsky, Manoel Horta Ribeiro, and Robert West. 2023. *Artificial artificial intelligence: Crowd workers widely use large language models for text production tasks*.

Douglas Walton. 1996. *What Is an Argument?*, pages 3–41. University of Toronto Press.

Richard Whately. 1826. *Elements of Logic*. Longman, Green, Longman, Roberts and Green.

Wikipedia. 2023. *List of fallacies*.

J. Wisse. 1989. *Ethos and Pathos: From Aristotle to Cicero*. Hakkert.

Can Xu, Qingfeng Sun, Kai Zheng, Xiubo Geng, Pu Zhao, Jiazhan Feng, Chongyang Tao, and Daxin Jiang. 2023. Wizardlm: Empowering large language models to follow complex instructions. *arXiv preprint arXiv:2304.12244*.

Franco Zappettini. 2019. The brexit referendum: How trade and immigration in the discourses of the official campaigns have legitimised a toxic (inter) national logic. *Critical Discourse Studies*, 16(4):403–419.

A Definitions of the fallacies

In the following, we describe informal and formal definitions of the fallacies in our taxonomy.

A.1 Formal definitions

We start by describing the variables/placeholders used in the formal templates.

- A = attack
- E = entity (persons, organizations) or group of entities
- P, P_i = premises, properties, or possibilities
- C = conclusion

The following definitions are inspired from [Bennett \(2012\)](#) and have been adapted to be more generic.

Abusive Ad Hominem E claims P . E ’s character is attacked (A). Therefore, $\neg P$.

Guilt by Association E_1 claims P . Also E_2 claims P , and E_2 ’s character is attacked (A). Therefore, $\neg P$. OR E_1 claims P . E_2 ’s character is attacked (A) and is similar to E_1 . Therefore $\neg P$.

Tu quoque E claims P , but E is acting as if $\neg P$. Therefore $\neg P$.

Appeal to Anger E claims P . E is outraged. Therefore, P . Or E_1 claims P . E_2 is outraged by P . Therefore, P (or $\neg P$ depending on the situation).

Appeal to Authority E claims P (when E is seen as an authority on the facts relevant to P). Therefore, P .

Ad Populum A lot of people believe/do P . Therefore, P . OR Only a few people believe/do P . Therefore, $\neg P$.

Appeal to Fear If $\neg P_1$, something terrible P_2 will happen. Therefore, P_1 .

Appeal to Nature P_1 is natural. P_2 is not natural. Therefore, P_1 is better than P_2 . OR P_1 is natural, therefore P_1 is good.

Appeal to Pity P which is pitiful therefore C , with only a superficial link between P and C

Appeal to Tradition We have been doing P for generations. Therefore, we should keep doing P . OR Our ancestors thought P . Therefore, P .

Causal Oversimplification P_1 caused C (although P_2, P_3, P_4 , etc. also contributed to C .)

Circular Reasoning C because of P . P because of C . OR C because C .

Equivocation No logical form: P_1 uses a term T that has a meaning M_1 . P_2 uses the term T with the meaning M_2 to mislead.

False Dilemma Either P_1 or P_2 , while there are other possibilities. OR Either P_1 , P_2 , or P_3 , while there are other possibilities.

Hasty Generalization Sample E_1 is taken from population E . (Sample E_1 is a very small part of population E .) Conclusion C is drawn from sample E_1 .

False Causality P is associated with C (when the link is mostly temporal and not logical). Therefore, P causes C .

Appeal to Worse Problems P_1 is presented. P_2 is presented as a best-case. Therefore, P_1 is not that good. OR P_1 is presented. P_2 is presented as a worst-case. Therefore, P_1 is very good.

Slippery Slope P_1 implies P_2 , then P_2 implies P_3 ,... then C which is negative. Therefore, $\neg P_1$.

Strawman Fallacy E_1 claims P . E_2 restates E_1 's claim (in a distorted way P'). E_2 attacks $(A) P'$. Therefore, $\neg P$.

Appeal to Positive Emotion P is positive. Therefore, P .

False analogy E_1 is like E_2 . E_2 has property P . Therefore, E_1 has property P . (but E_1 really is not too much like E_2)

Appeal to Ridiculus E_1 claims P . E_2 makes P look ridiculous, by misrepresenting P (P'). Therefore, $\neg P$.

Fallacy of division E_1 is part of E , E has property P . Therefore, E_1 has property P .

A.2 Informal definitions

A.2.1 Fallacies of Logic

These fallacies involve errors in reasoning or the structure of the argument, leading to conclusions that are not logically valid.

- **ad populum:** This fallacy involves claiming that an idea or action is valid because it is popular or widely accepted.

- **causal oversimplification:** This fallacy occurs when a complex issue is reduced to a single cause and effect, oversimplifying the actual relationships

between events or factors.

- **circular reasoning:** This fallacy occurs when an argument assumes the very thing it is trying to prove, resulting in a circular and logically invalid argument.

- **equivocation:** This fallacy involves using ambiguous language or changing the meaning of a term within an argument, leading to confusion and false conclusions.

- **false causality:** This fallacy involves incorrectly assuming that one event causes another, usually based on temporal order or correlation rather than a proven causal relationship.

- **false dilemma:** This fallacy occurs when only two options are presented in an argument, even though more options may exist.

- **hasty generalization:** This fallacy occurs when a conclusion is drawn based on insufficient or unrepresentative evidence.

- **red herring:** This fallacy involves introducing irrelevant information or arguments to distract from the main issue being discussed.

- **slippery slope:** This fallacy occurs when it is claimed that a small step will inevitably lead to a chain of events, resulting in a significant negative outcome.

- **straw man:** This fallacy involves misrepresenting an opponent's argument, making it easier to attack and discredit.

A.2.2 Fallacies of Emotion

These fallacies involve appealing to emotions rather than providing logical evidence or reasoning to support a conclusion.

- **appeal to anger:** This fallacy involves using anger or indignation as the main justification for an argument, rather than logical reasoning or evidence.

- **appeal to fear:** This fallacy occurs when fear or threats are used as the main justification for an argument, rather than logical reasoning or evidence.

- **appeal to positive emotion:** This fallacy occurs when a positive emotion – like hope, optimism, happiness, or pleasure – is used as the main justification for an argument, rather than logical reasoning or evidence.

- **appeal to pity:** This fallacy involves using sympathy or compassion as the main justification for an argument, rather than logical reasoning or evidence.

A.2.3 Fallacies of Credibility

These fallacies involve errors in evaluating the credibility of a source or the relevance of their expertise to the argument being made.

- **Abusive Ad Hominem:** This fallacy involves attacking a person's character or motives instead of addressing the substance of their argument.
- **appeal to (false) authority:** This fallacy occurs when an argument relies on the opinion or endorsement of an authority figure who may not have relevant expertise or whose expertise is questionable. When applicable, a scientific consensus is not an appeal to authority.
- **appeal to nature:** This fallacy occurs when something is assumed to be good or desirable simply because it is natural, while its unnatural counterpart is assumed to be bad or undesirable.
- **appeal to tradition:** This fallacy involves arguing that something should continue to be done a certain way because it has always been done that way, rather than evaluating its merits.
- **appeal to worse problems:** This fallacy involves dismissing an issue or problem by claiming that there are more important issues to deal with, instead of addressing the argument at hand. This fallacy is also known as the "relative privation" fallacy.
- **guilt by association:** This fallacy involves discrediting an idea or person based on their association with another person, group, or idea that is viewed negatively.
- **tu quoque:** This fallacy occurs when someone's argument is dismissed because they are accused of acting inconsistently with their claim, rather than addressing the argument itself.

The categorization of fallacies into logic, emotion, and credibility is based on the primary aspect of the fallacy that leads to an invalid or weak argument. It is important to note that in practice, some fallacies may have overlapping features or could be argued to fit into more than one category. This is not optimal, but it is the best compromise to get a clean dataset.

B Annotation Guidelines for Identifying Fallacious Arguments

Annotators are required to complete their tasks using Doccano. The following guidelines should be adhered to:

1. **Consensus Requirement:** Before finalizing annotations for any given text, annotators must reach a consensus. This collaborative approach ensures consistency and accuracy in the identification of fallacious arguments. In instances where consensus is unattainable, the differing viewpoints regarding potential fallacies should be noted as alternative interpretations, as detailed in Section 5.2.
2. **Resource Utilization:** Annotators are encouraged to consult a variety of resources, including Google Search, Wikipedia, and books on argumentation. However, the use of Large Language Models, such as ChatGPT, is prohibited to prevent potential bias or contamination in the annotations.
3. **Reference Material:** For definitions and clarifications:
 - Refer to the definitions of an argument and a fallacy as outlined in Section 3.
 - Consult the Appendix A for detailed formal and informal definitions of individual fallacies.
4. **Annotation Protocol:**
 - Follow the span definition and annotation scheme detailed in Section 5.2.
 - Upon reaching a consensus, annotators must document their rationale, aligning their reasoning with the formal definitions provided.
5. **Additional Comments:** Annotators are encouraged to add useful comments. This includes identifying text segments that may require special post-processing or additional review.

Adherence to these guidelines will ensure a high standard of annotation quality and contribute to the reliability of the text analysis outcomes.

C Level 2 Prompt

Definitions:

- *An argument consists of an assertion called the conclusion and one or more assertions called premises, where the premises are intended to establish the truth of the conclusion. Premises or conclusions can be implicit in an argument.*

- A fallacious argument is an argument where the premises do not entail the conclusion.

Text: "{example_input}"

Based on the above text, determine whether the following sentence is part of a fallacious argument or not. If it is, indicate the type(s) of fallacy without providing explanations. The potential types of fallacy include:

- appeal to positive emotion
- appeal to anger
- ...
- guilt by association
- tu quoque

Sentence: "{sentence_input}"

Output:

D Properties of the Metrics

Proposition D.1. When all spans are single-sentenced with one label. Our precision definition coincides with the standard definition of precision.

Proof:

Standard Precision

$$\text{Standard Precision} = \frac{\text{True Positives}}{\text{True Positives} + \text{False Positives}}$$

Our Precision:

$$\text{Precision}(S, T) = \frac{1}{|S|} \sum_{s \in S} \max_{t \in T} C(s, t, s)$$

Given Condition: Each span annotation is single-sentenced with one label.

Under this condition, for each annotation $s \in S$, the score is either 1 (True Positive) if s matches an annotation in T , or 0 (False Positive) if it does not. Therefore:

$$\sum_{s \in S, t \in T} C(s, t, s) = \text{Count of True Positives}$$

$$\begin{aligned} |S| &= \text{Total Predictions} \\ &= \text{True Positives} + \text{False Positives} \end{aligned}$$

$$\begin{aligned} \text{Precision}(S, T) &= \frac{\text{True Positives}}{\text{True Positives} + \text{False Positives}} \\ &= \text{Standard Precision} \end{aligned}$$

Proposition D.2. When all spans are single-sentenced with one label. Our recall definition coincides with the standard definition of recall.

Proof:

Standard Recall

$$\text{Standard Recall} = \frac{\text{True Positives}}{\text{True Positives} + \text{False Negatives}}$$

Our Recall:

$$\text{Recall}(S, T) = \frac{1}{|T|} \sum_{t \in T} \max_{s \in S} C(s, t, t)$$

Given Condition: Each span annotation is single-sentence with one label.

Under this condition, for each annotation $s \in S$, the score is either 1 (True Positive) if s matches an annotation in T , or 0 (False Positive) if it does not. Therefore

$$\sum_{s \in S, t \in T} C(s, t, t) = \text{Count of True Positives}$$

$$\begin{aligned} |T| &= \text{Ground Truth Annotations} \\ &= \text{True Positives} + \text{False Negatives} \end{aligned}$$

$$\begin{aligned} \text{Recall}(S, T) &= \frac{\text{True Positives}}{\text{True Positives} + \text{False Negatives}} \\ &= \text{Standard Recall} \end{aligned}$$

Proposition D.3. In cases where a system predicts multiple labels for a single span, and the corresponding gold standard also contains multiple alternative labels for that span, the system's recall does not increase with the number of correctly predicted labels. Our recall formula ensures that multiple predictions for the same span do not artificially inflate the recall metric.

Our Recall:

$$\text{Recall}(S, \mathcal{T}) = \max_{T \in \mathcal{T}} \text{Recall}(S, T)$$

Given Condition: Assuming there are two possible annotations for a single-sentenced span in \mathcal{T} , which is T_1 and T_2

For a span with two possible annotations, the max operation ensures that the score contribution for that span is 1, regardless of whether one or both annotations are predicted because:

$$\text{Recall}(S, T_1) = 1$$

$$\text{Recall}(S, T_2) = 1$$

$$\begin{aligned} \text{Recall}(S, \mathcal{T}) &= \max(\text{Recall}(S, T_1), \text{Recall}(S, T_2)) \\ &= 1 \end{aligned}$$

D.1 Metric equivalence

The metric proposed in this paper is similar to the metric proposed in (Martino et al., 2019). However, the original metrics suppose that there is no overlap of spans with the same label. With a multi-level taxonomy, when evaluating the level 1 and 0 it become really frequent to have overlap of spans with similar labels.

Example 9: *You are a liar. Therefore you are wrong.*

In that example, there is only one *abusive ad hominem*, which on level 1 is a type of *Fallacy of Credibility*. If the model output: (You are a liar, *abusive ad hominem*), (You are a liar, therefore you are wrong, *tu quoque*). Using the recall from (Martino et al., 2019), and $T = [(0, 40, \text{CREDIBILITY})]$, $S = [(0, 10, \text{CREDIBILITY}), (0, 40, \text{CREDIBILITY})]$ we get the following recall:

$$\begin{aligned} \text{Recall}(S, T) &= \frac{1}{|T|} \sum_{s \in S, t \in T} C(s, t, t) \\ &= \frac{1}{1} * \left(\frac{10}{40} * 1 + \frac{40}{40} * 1 \right) \\ &= 1.25 \end{aligned}$$

Instead of computing one score for each element of T as it could be expected for the recall, it is computing all scores between all spans with the same label. We thus propose to only sum the best match for each element of T .

$$\begin{aligned} \text{Recall}(S, T) &= \frac{1}{|T|} \sum_{t \in T} \max_{s \in S} C(s, t, t) \\ &= \frac{1}{1} * \left(\max\left(\frac{10}{40}, \frac{40}{40}\right) \right) \\ &= 1 \end{aligned}$$

A similar demonstration can be done for precision.

The 2 metrics are equivalent as long as, given a label, there is only 1 span from the prediction that overlaps with 1 span from gold standard.

Proof Given T and S so that $\forall t \in T, \exists! s_0 \in S / |s_0 \cap t| * \delta(l_{s_0}, l_t) \neq 0$ then $\forall t \in T, \exists! s_0 \in S / C(s_0, t, t) = c_t \neq 0$. So $\max_{s \in S} C(s, t, t) = c_t$ and $\sum_{s \in S} C(s, t, t) = c_t$

If two disjoint spans from the prediction overlap with the gold standard, in (Martino et al., 2019)’s metrics they both contribute to the score, while in our metrics only the best match contributes to the score. (see figure 3)

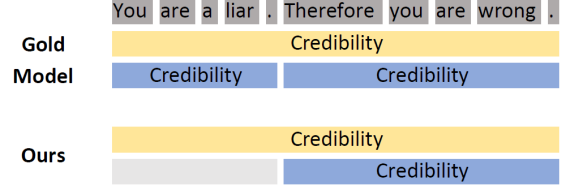


Figure 3: Illustration of the difference between the metrics

Our metric reward models output the correct spans, without splitting the spans into multiple spans.

E Results

Model	Precision Level 0	Recall Level 0	F1 Level 0
Baseline random	0.404	0.292	0.303
Baseline silent	0.340	0.315	0.315
Falcon	0.395	0.345	0.329
LLAMA2 Chat	0.481	0.535	0.466
LLAMA2	0.420	0.441	0.383
Mistral Instruct 7B	0.518	0.420	0.426
Mistral 7B	0.380	0.367	0.329
Vicuna 7B	0.456	0.371	0.373
WizardLM 7B	0.495	0.385	0.403
Zephyr 7B	0.477	0.484	0.441
LLaMA2 Chat 13B	0.462	0.484	0.428
LLaMA2 13B	0.427	0.420	0.372
Vicuna 13B	0.583	0.461	0.479
WizardLM 13B	0.528	0.487	0.467
GPT 3.5 175B	0.656	0.546	0.567

Table 9: Performance results for level 0

Model	Precision Level 1	Recall Level 1	F1 Level 1
Baseline random	0.082	0.104	0.079
Baseline silent	0.000	0.000	0.000
Falcon	0.135	0.251	0.159
LLAMA2 Chat	0.135	0.233	0.152
LLAMA2	0.170	0.290	0.191
Mistral Instruct 7B	0.168	0.228	0.176
Mistral 7B	0.141	0.234	0.158
Vicuna 7B	0.157	0.207	0.165
WizardLM 7B	0.113	0.137	0.114
Zephyr 7B	0.228	0.335	0.249
LLaMA2 Chat 13B	0.193	0.267	0.203
LLaMA2 13B	0.151	0.235	0.166
Vicuna 13B	0.200	0.260	0.206
WizardLM 13B	0.211	0.298	0.223
GPT 3.5 175B	0.224	0.281	0.234

Table 10: Performance results for level 1

Model	Precision Level 2	Recall Level 2	F1 Level 2
Baseline random	0.017	0.017	0.016
Baseline silent	0.000	0.000	0.000
Falcon	0.013	0.120	0.022
LLAMA2 Chat	0.063	0.150	0.082
LLAMA2	0.035	0.118	0.044
Mistral Instruct 7B	0.075	0.118	0.084
Mistral 7B	0.041	0.108	0.050
Vicuna 7B	0.052	0.092	0.061
WizardLM 7B	0.039	0.058	0.041
Zephyr 7B	0.099	0.209	0.121
LLaMA2 Chat 13B	0.101	0.180	0.117
LLaMA2 13B	0.034	0.112	0.044
Vicuna 13B	0.108	0.156	0.115
WizardLM 13B	0.094	0.207	0.111
GPT 3.5 175B	0.147	0.195	0.160

Table 11: Performance results for level 2

Model	Label Precision Level 0	Label Recall Level 0	Label F1 Level 0
Baseline random	0.595	0.595	0.595
Baseline silent	0.340	0.340	0.340
Falcon	0.600	0.600	0.600
LLAMA2 Chat	0.685	0.685	0.685
LLAMA2	0.640	0.640	0.640
Mistral Instruct 7B	0.655	0.655	0.655
Mistral 7B	0.615	0.615	0.615
Vicuna 7B	0.610	0.610	0.610
WizardLM 7B	0.625	0.625	0.625
Zephyr 7B	0.675	0.675	0.675
LLaMA2 Chat 13B	0.670	0.670	0.670
LLaMA2 13B	0.660	0.660	0.660
Vicuna 13B	0.710	0.710	0.710
WizardLM 13B	0.710	0.710	0.710
GPT 3.5 175B	0.720	0.720	0.720

Table 12: Performance results for level 0 (label only)

Model	Label Precision Level 1	Label Recall Level 1	Label F1 Level 1
Baseline random	0.308	0.351	0.314
Baseline silent	0.340	0.340	0.340
Falcon	0.292	0.542	0.357
LLAMA2 Chat	0.298	0.426	0.334
LLAMA2	0.326	0.559	0.392
Mistral Instruct 7B	0.467	0.537	0.480
Mistral 7B	0.335	0.531	0.389
Vicuna 7B	0.421	0.487	0.434
WizardLM 7B	0.411	0.463	0.422
Zephyr 7B	0.451	0.593	0.493
LLaMA2 Chat 13B	0.392	0.497	0.416
LLaMA2 13B	0.338	0.556	0.400
Vicuna 13B	0.528	0.598	0.542
WizardLM 13B	0.400	0.573	0.447
GPT 3.5 175B	0.621	0.623	0.611

Table 13: Performance results for level 1 (label only)

Model	Label Precision Level 2	Label Recall Level 2	Label F1 Level 2
Baseline random	0.116	0.128	0.119
Baseline silent	0.340	0.340	0.340
Falcon	0.062	0.346	0.087
LLAMA2 Chat	0.138	0.292	0.174
LLAMA2	0.078	0.315	0.107
Mistral Instruct 7B	0.253	0.316	0.261
Mistral 7B	0.094	0.314	0.122
Vicuna 7B	0.186	0.264	0.205
WizardLM 7B	0.251	0.285	0.253
Zephyr 7B	0.219	0.427	0.260
LLaMA2 Chat 13B	0.196	0.342	0.228
LLaMA2 13B	0.086	0.304	0.116
Vicuna 13B	0.314	0.404	0.332
WizardLM 13B	0.202	0.427	0.234
GPT 3.5 175B	0.486	0.495	0.480

Table 14: Performance results for level 2 (label only)