

You don't need a personality test to know these models are unreliable: Assessing the Reliability of Large Language Models on Psychometric Instruments

Bangzhao Shu* Lechen Zhang* Minje Choi Lavinia Dunagan Dallas Card David Jurgens

University of Michigan, Ann Arbor, MI, USA

{bangzhao, leczhang, minje, laviniad, dalc, jurgens}@umich.edu

Abstract

The versatility of Large Language Models (LLMs) on natural language understanding tasks has made them popular for research in social sciences. In particular, to properly understand the properties and innate *personas* of LLMs, researchers have performed studies that involve using prompts in the form of questions that ask LLMs of particular opinions. In this study, we take a cautionary step back and examine whether the current format of prompting enables LLMs to provide responses in a consistent and robust manner. We first construct a dataset that contains 693 questions encompassing 39 different instruments of persona measurement on 115 persona axes. Additionally, we design a set of prompts containing minor variations and examine LLM's capabilities to generate accurate answers, as well as consistency variations to examine their consistency towards simple perturbations such as switching the option order. Our experiments on 15 different open-source LLMs reveal that even simple perturbations are sufficient to significantly downgrade a model's question-answering ability, and that most LLMs have low negation consistency. Our results suggest that the currently widespread practice of prompting is insufficient to accurately capture model perceptions, and we discuss potential alternatives to improve such issues.

1 Introduction

Large Language Models (LLMs), trained on a massive and diverse volume of human-generated text corpora, show remarkable capabilities in understanding instruction-based tasks and achieving high performance in several NLP benchmarks (Brown et al., 2020; Touvron et al., 2023; Taori et al., 2023). Prior work has shown that the generated responses of LLMs often contain human-like properties that were acquired during the model's training phase (Sap et al., 2022), such as being able to

explain a theory of mind about others in situations. These human-like behaviors have led to several studies that focus on identifying the psychological properties or the *persona* of LLMs using specifically designed prompts. Our study critically examines direction to test whether the current strategies for assessing human-like psychological states in models are sufficient to ensure reliable and consistent measurements of an LLM's persona.

In humans, a persona encompasses a broad class of attributes that make up a person's identity, such as personality, demographics, or values, which all influence how a person portrays themselves (Cheng et al., 2023). This terminology has been adopted in several NLP studies which range from identifying personas from text corpora (Bamman et al., 2013; Chu et al., 2018; Ghosh et al., 2022; Zhu et al., 2023) to injecting personas into language generation tasks (Ahn et al., 2023; Xu et al., 2022; Lee et al., 2022; Li et al., 2023). As LLMs are increasingly used in interpersonal settings, it is beneficial to have accurate measurements of latent properties in the model that can influence what text they generate in order to mitigate any potential harm that may arise from undesired innate model biases (Lucy and Bamman, 2021; Feng et al., 2023). As a result, several recent studies have investigated the opinions that LLMs such as ChatGPT represent from angles such as political perspectives (Liu et al., 2022), personality tests (Pan and Zeng, 2023; V Ganesan et al., 2023; Miotto et al., 2022; Jiang et al., 2023), and moral choices (Santurkar et al., 2023; Cheng et al., 2023).

Current approaches to measuring dimensions of LLMs' personas typically assess them like humans by turning the questions in psychological instruments into prompts and recording answers. While models are trained to answer questions in general, multiple works have raised concerns about the brittleness of the model's answering abilities (Sclar et al., 2023), e.g., their sensitivity to prompt for-

*equal contribution

mates. Further, recent studies have shown that LLMs are prone to cues such as negation and thus generate inconsistent results rather than fully comprehending the question (García-Ferrero et al., 2023). Thus, here, we investigate the capability of LLMs to generate responses to persona-related questionnaires from three angles: (1) **Comprehensibility**: are LLMs capable of understanding instructions and generating answers given a specific prompt? (2) **Sensitivity**: are model answers the same to different spurious changes to the question format? (3) **Consistency**: are model answers the same to different content-level changes to the question?

This study has the following three contributions. First, we curate MODEL-PERSONAS, a large panel of 39 psychological instruments, and standardize these into 693 questions across 115 axes. Second, we introduce a systematic evaluation framework for testing the sensitivity and consistency of LLMs’ answers to persona questions through controlled variations of the prompts. Third, we evaluate multiple open-source LLMs using MODEL-PERSONAS, showing that models vary widely the sensitivity and consistency levels with most models having no consistent persona. Our results reveal that BLOOMZ models are most robust to sensitivity perturbations, while FLAN-T5 models were most consistent. In general, however, most LLMs failed to deliver robust predictions, raising concerns about claims of models’ “personalities” or “values.”

2 MODEL-PERSONAS: A Comprehensive Benchmark for Measuring Personas

Studies for creating and identifying personas largely involve qualitative methods such as interviews, surveys, field studies, and surveys (Brickey et al., 2012; Salminen et al., 2020). In particular, surveys in the form of questionnaires have widely been adopted widely in psychology and behavioral studies to measure personality traits and opinions of individuals in a categorizable manner at a large scale (Spence et al., 1974; Dalbert, 1999; Patrick et al., 2002; Van Der Zee and Van Oudenhoven, 2000). These questionnaires, known as psychological instruments, are frequently calibrated through experiments to capture to core axes of variation in people. Questionnaires are easily compatible with LLMs pretrained with instruction-based prompts, as these models can provide a wide range of answers ranging from open-ended responses to yes/no

answers; further, prompting is widely accepted as the default input form for eliciting responses from LLMs. Following this trend, our benchmark also takes the form of a questionnaire designed to answer in a yes/no format.

In constructing a benchmark for assessing model persona, we performed a comprehensive survey of possible instruments. The selection criteria were focused on persona attributes that are mostly stable and excluded instruments focusing on mental health. Our persona instruments can be categorized into five groups: Belief statements, Normative statements, Values, Descriptors, and Situations. Belief statements include instruments that reflect an individual’s conviction about the truth of a particular idea, such as Unjust World Scale (UWS) (Dalbert et al., 2001) and Money Attitudes Measure (MAM) (Furnham and Grover, 2020); Normative statements include instruments that express value judgments, opinions, or prescriptions about how things ought to be, such as Holistic Cognition Scale (HCS) (Lux et al., 2021) and Ambivalent Classism Inventory (ACI) (Jessica A. Jordan and Bosson, 2021); Values include instruments that examine an individual’s deeply held beliefs about what is important or desirable and serve as guiding principles for behavior and judgment, such as Strength Based Inventory (SBI) (Nahathai Wongpakaran and Kuntawong, 2020); Descriptors include instruments that are used to detail personality traits, such as Big 5 Personality Traits (OCEAN) (Poropat, 2009); Situation includes instruments that measure individuals’ responses and behaviors in various social contexts and scenarios, such as Emotional Response to Unfairness Scale (ERUS) (Bizer, 2020).

Each instrument contains one or more axes that evaluate a specific dimension. For example, the Ethics Position Questionnaire (EPQ) (Forsyth, 1980) contains two axes: Idealism and Relativism, which evaluate an individual’s ethics position from two different aspects. Furthermore, each axis contains one or more statements, and individuals can get a score on the axes based on how they agree or disagree with the statements. Overall, our dataset consists of 693 questions under 39 instrument categories and 115 axes, encapsulating a broad spectrum of psychological and sociological constructs. The sample instruments are shown in Appendix Table 3.

Instruments each have their own question format or phrasing, which introduces unnecessary

variability when evaluating LLMs. Therefore, across all instruments, we introduce a standard question format to prompt models with. Following best practice on prompt design (e.g., (Aher et al., 2023)), we use a structured prompt of "Statement:\n<Statement>\nQuestion:\nDo you agree with the statement? Reply with only 'Yes' or 'No' without explaining your reasoning.\nAnswer:\n". This prompt is designed to elicit assent or dissent with the question’s premise. Recognizing that models vary in their ability to understand negation (Jang et al., 2023; García-Ferrero et al., 2023), during standardization, we rephrase questions with any explicit negation such that the intent is the same but the negation is removed. This paraphrasing allows us to systematically introduce negation later to test the model’s answering consistency.

3 Design of Prompt Variants

Given that LLMs can be sensitive to the format (Sclar et al., 2023) and content (Min et al., 2023) of prompts, here, we introduce the design choices for perturbing the prompts. These changes are intended to affect the comprehensibility, sensitivity, and consistency of an LLM’s answer for a given instrument question.

3.1 Prompts for Spurious Variation

Our first analysis centers on whether spurious changes to the input prompt can affect model predictions when inferring persona. The perturbations made in this aspect, in theory, should not change the model’s confidence in generating an answer. Four types of prompt variations are used:

Sentence Ending: We compare two types of sentence ending: "?" and ":". An example would be "Do you agree?" with "Do you agree? Your Answer:".

Colon+<?>: We test whether varying the number of spaces after the colon by adding zero spaces, one space, double space, or a line-break can affect performance. For example, whether "Answer: " would produce different results from "Answer:\n".

Answer/Response: We compare the use of the word used at the end of the prompt - "Answer:" or "Response:".

Section Separation Format: We compare different formats to separate sections (Statement/Question/Answer) in our prompt. The separators include Line-break, Single Space, Double-Bar

(//) and Triple-Sharp (###).

Detailed examples can be found in Table 5.

3.2 Prompts for Content-level Variation

Even if LLMs are able to understand the instructions and generate an answer with high probability, it is possible that they are merely generating based on the question structure rather than on their understanding of the question. To evaluate this aspect, we construct a set of perturbations on the original input prompts to examine whether LLMs can generate consistent responses. Four types of prompts are used:

Option Consistency: We test the consistency of response when asked to return different types of labels. For example, the responses of an LLM when asked to answer "Yes/No" should be consistent when asked to answer "True/False".

Negation Consistency: LLM predictions are known to be affected by the inclusion of negation words (Jang et al., 2023; García-Ferrero et al., 2023). We test this by manually rewriting each question into reversed meaning and looking at the changes in response. We test two types of negation: (1) **Direct Negation:** We insert a negation word such as “not”, “no”, and “don’t” in syntactically coherent position to reverse the answer’s polarity. (2) **Paraphrastic Negation:** We reverse the meaning of the sentence by rephrasing it without including a negation word. Examples of this are in Appendix Table 4.

Order Consistency: We test the consistency of a response when the given answering options are in reversed order. For example, if we ask LLMs to answer using "Yes/No", the answer should be consistent when also asked to answer using "No/Yes".

4 Experimental Setup

Here, we describe the experimental setup and define the metrics for evaluating model performance.

4.1 Measuring Model Comprehensibility

We define a model’s *comprehensibility* as the ability to generate an answer corresponding to one of the available options, e.g., “True” or “False”. Let $p(w_i|w_{j<i})$ be the probability of the next token after the prompt.

The comprehensibility of a question q is defined as $Com(q) = \sum_{w_i \in P \cup N} p(w_i|w_{j<i})$ where P and N are the set of possible valid Positive and Negative answers to the prompt’s question obtained

via regular expressions. Given that the prompts all contain explicit instructions for valid answers, this sum indicates the degree to which the model can generate one of the desired tokens as an answer. The model’s answer to the prompt is calculated by normalizing the probabilities of the positive and negative words: $\frac{\sum_{w_i \in P} p(w_i | w_j < i)}{\sum_{w_i \in P \cup N} p(w_i | w_j < i)}$, which captures the leaning towards the affirmative option.

4.2 Measuring Sensitivity and Consistency

If a model is able to answer the prompt, to what degree do its answers vary when the format and content of the question are varied? We define a model’s *sensitivity* as the degree to which its answers change when prompted with spurious variations, and a model’s *consistency* as the degree to which a model agrees across different paraphrases of the same question.

For each question q in the instrument dataset D , we first measure the model’s response $R(q)$ as the valid response option with the highest probability. We then modify q into a different prompt q' . This modification can either occur as a spurious change (§3.1) or at content-level (§3.2). We then obtain $R(q')$ as well.

Since our model should generate answers that are robust to perturbations, we measure both sensitivity and consistency as the fraction of samples from which the answers did not change after perturbation. However, for negation consistency, we expect the model to answer with the reverse option in order to be consistent with the non-negated original prompt; negation consistency is measured as the number of opposite-answers for q' relative to the answer for q .

4.3 Model Details

Using our consistency metrics, we perform evaluations on several variants of open-source LLMs which are widely used in current research. The models included in our experiments are GPT2 (Radford et al., 2019), Falcon-7B (Penedo et al., 2023), BLOOMZ (560M, 1B1, 3B, 7B1) (Muennighoff et al., 2022), Llama2 (7B, 7B-Chat, 13B, 13B-Chat) (Touvron et al., 2023), RedPajama-7B (Computer, 2023), and FLAN-T5 (Small, Base, Large, XL) (Chung et al., 2022). Note that we exclude closed-source LLMs such as GPT-3.5 as our analysis requires obtaining the exact probability scores for the next predicted token. All experiments are conducted on NVIDIA RTX A6000 GPUs using

Hugging Face Transformers 4.22.1 and Pytorch 2.0.1 on a CUDA 11.7 environment.

5 Results

Here, we present our results on the robustness of LLM predictions on MODEL-PERSONAS.

5.1 LLMs differ in Comprehensibility

Models varied widely in their ability to generate a valid answer to the instruments’ questions, as shown in Table 1. Models from the BLOOMZ and FLAN-T5 families demonstrate a uniformly higher likelihood of responding correctly to all variations of the prompts. In evaluations using nine varied prompt formats, the BLOOMZ family models consistently return correct responses with probabilities exceeding 0.95. The FLAN-T5 models have probabilities ranging from 0.5 to 0.7, which may be related to differences in model size. Falcon-7B, RedPajama-7B, Llama 2-7B, and Llama 2-13B show varied performance when faced with different prompt formats. For instance, in Falcon-7B, adding a single space after a colon can drastically cut the comprehensibility score from 0.934 to 0.006, indicating that its ability to respond as “True” or “False” to a given question is harshly impeded.

Our results suggest that psychological instruments cannot be blindly given to models without first testing whether the question format is understandable. Subtle changes in prompt syntax can significantly influence the performance of some models in validly answering questions, which, depending on how an experimenter handles non-answers, may significantly influence the model’s scores on the instrument.

5.2 LLMs can be Sensitive even to Spurious Prompt Variation

Even when models can validly answer questions, our experiments show that their answers may change due to small, spurious differences in the format of the prompt itself. Table 2 shows the sensitivity of each LLM in comparison with the baseline prompt setting which is marked in an asterisk. Ideally, an LLM should not change the leaning of its answer when asked the same question with slightly different prompt formats, especially under trivial changes such as changing a single space to a double space or line break. Nevertheless, we observe that several LLMs change their responses when prompted using such variations. In several cases,

Model	GPT2	falcon	RedPajama	BLOOMZ				Llama2			FLAN-T5				Average	
	137M	7B	7B-Instruct	560M	1B1	3B	7B1	7B	7BChat	13B	13BChat	Small	Base	Large		XL
Colon Ending*	0.034	0.844	0.205	0.953	0.987	0.998	0.984	0.535	0.003	0.627	0.002	0.556	0.652	0.616	0.669	0.578
Question-Mark Ending	0.005	0.670	0.002	0.995	0.996	0.998	0.998	0.022	0.008	0.041	0.018	0.585	0.622	0.602	0.692	0.531
Colon + Line-Break*	0.034	0.844	0.205	0.953	0.987	0.998	0.984	0.535	0.003	0.627	0.002	0.556	0.652	0.616	0.669	0.578
Colon + No Space	0.028	0.934	0.741	0.996	0.998	0.998	0.999	0.072	<0.001	0.037	0.001	0.545	0.655	0.616	0.669	0.553
Colon + Single Space	<0.001	0.006	<0.001	0.996	0.999	0.998	0.965	0.012	0.054	0.016	0.006	0.556	0.652	0.616	0.669	0.437
Colon + Double Space	0.002	0.079	0.360	0.996	0.998	0.999	0.999	0.158	0.060	0.240	0.023	0.556	0.652	0.616	0.669	0.494
Answer:*	0.034	0.844	0.205	0.953	0.987	0.998	0.984	0.535	0.003	0.627	0.002	0.556	0.652	0.616	0.669	0.578
Response:	0.020	0.484	0.073	0.951	0.985	0.998	0.986	0.196	0.003	0.479	0.001	0.572	0.663	0.608	0.669	0.513
Line-Break Separated*	0.034	0.844	0.205	0.953	0.987	0.998	0.984	0.535	0.003	0.627	0.002	0.556	0.652	0.616	0.669	0.578
Single Space Separated	0.039	0.661	0.493	0.996	0.997	0.998	0.999	0.091	<0.001	0.069	0.002	0.545	0.655	0.616	0.669	0.522
Double-Bar Separated	0.042	0.707	0.885	0.995	0.997	0.998	0.999	0.169	0.001	0.058	0.002	0.407	0.757	0.590	0.662	0.551
Triple-Sharp Separated	0.052	0.910	0.175	0.962	0.988	0.998	0.985	0.554	0.003	0.641	0.002	0.545	0.628	0.599	0.663	0.578

Table 1: Model’s Comprehensibility of Different Prompt Variants. Baseline format options are marked with an asterisk (*). We discovered that different prompt formats can cause a huge difference in the model’s comprehensibility, and our baseline performs the best among all variants.

Model	GPT2	falcon	RedPajama	BLOOMZ				Llama2			FLAN-T5				Average	
	137M	7B	7B-Instruct	560M	1B1	3B	7B1	7B	7BChat	13B	13BChat	Small	Base	Large		XL
Question-Mark Ending	1.000	0.925	0.450	0.131	0.971	0.475	0.528	0.947	0.332	0.646	0.495	1.000	1.000	1.000	1.000	0.727
Colon + No Space	0.990	0.785	0.570	0.470	0.971	0.766	0.410	0.844	0.442	0.446	0.768	1.000	1.000	1.000	1.000	0.764
Colon + Single Space	0.023	0.769	0.550	0.791	0.971	0.717	0.211	0.958	0.368	0.375	0.723	1.000	1.000	1.000	1.000	0.697
Colon + Double Space	0.713	0.890	0.550	0.343	0.971	0.698	0.300	0.407	0.177	0.382	0.817	1.000	1.000	1.000	1.000	0.683
Response:	0.997	0.925	0.623	0.983	0.981	0.971	0.964	0.058	0.960	0.502	0.892	1.000	1.000	1.000	1.000	0.857
Single Space Separated	0.974	0.765	0.550	0.444	0.971	0.769	0.346	0.825	0.342	0.456	0.759	1.000	1.000	1.000	1.000	0.747
Double-Bar Separated	0.986	0.825	0.551	0.228	0.971	0.827	0.374	0.722	0.377	0.434	0.717	1.000	1.000	1.000	1.000	0.734
Triple-Sharp Separated	1.000	0.933	0.556	0.859	0.973	0.887	0.825	0.281	0.956	0.697	0.949	1.000	1.000	1.000	1.000	0.861

Table 2: Model’s sensitivity to different prompt variations relative to the baseline format shows that most LLMs’ responses are sensitive to trivial changes, except for the FLAN-T5 family.

we observe that the sensitivity score of a model in a particular setting is similar to random (0.5), though it is hard to find a consistent pattern among the cases where models express sensitivity. Notably, all of the LLMs in the FLAN-T5 family exhibit perfect robustness to these perturbations. Despite LLMs of the BLOOMZ family constantly being the most comprehensible of the instructions across prompt variations (Table 1), the models’ answers change frequently, nearing the consistency of random behavior. This experiment suggests that while possibly correlated, being able to return answers of high confidence does not necessitate robustness to sensitivity and vice versa.

5.3 Staying Consistent is Challenging for LLMs

We now turn to see whether LLMs are capable of understanding the persona questions and providing consistent answers that suggest a latent persona property. Figure 1 shows the different consistencies of models, and following, we summarize the trends.

Most LLMs maintain Order Consistency and Option Consistency All models show Order Consistency performance above random choice.

Most models scored over 0.7, excluding GPT-2 and RedPajama. No clear relationship emerges between model size and order consistency, and performance disparities are also present across different model families, with FLAN-T5 models leading. It is important to note that a high order consistency score does not unequivocally indicate model superiority, as models that consistently respond positively—regardless of prompt—will naturally score higher. The variance in option consistency is also noteworthy. Within model families, larger models do not always outperform their smaller counterparts, though Llama2-13B does outperform Llama2-7B. When models of the same size from different families are compared, the performance varies. Similar to order consistency, a higher score in option consistency does not necessarily mean the model is performing well; it could indicate a tendency to respond positively regardless of the prompt. GPT-2, for instance, shows high option consistency but low negation consistency, suggesting it provides uniform answers independent of prompt variations. BLOOMZ-560M exhibits lower option consistency, indicating a potential disparity in its performance on True/False versus Yes/No questions. The FLAN-T5 model family stands out for its stability and

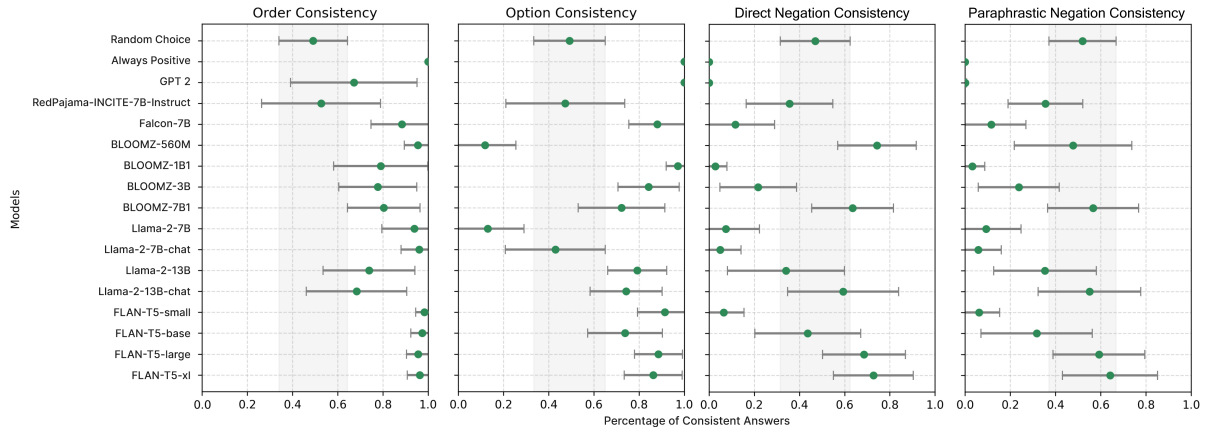


Figure 1: A comparison of LLMs on different consistency metrics. The area shaded in gray indicates the consistency of answering with a random valid response. We discover that while most LLMs provide consistent results regarding order and option consistency, they struggle with both cases of negation consistency.

superior performance in option consistency.

Negation Consistency is hard to achieve with LLMs

While most LLMs maintain consistency levels over a random-answering baseline for order consistency and option consistency, *all* models struggle to generate consistent answers when the meaning of the question is reversed using negation, either with the direct inclusion of negative words or through semantic changes. These results align with recent work on negation prompts (García-Ferrero et al., 2023) which showed that understanding negation is challenging for various LLMs. In fact, the majority of models (10 of 15) achieve a score close to random (0.5) regarding Negation Consistency. Only five models exhibit higher consistency—primarily among larger models such as FLAN-T5-Large, FLAN-T5-XL, BLOOMZ-7B, and Llama2-13B-Chat, and, interestingly, BLOOMZ-560M, the smallest of the BLOOMZ family. It can also be seen that models tend to achieve higher consistency when direct negation words are used rather than the sentence being semantically negated. We can observe from Figure 1 that all models perform worse on paraphrastic negations than on direct negations. A potential reason is that paraphrastic negation introduces subtle shifts and requires a deeper understanding of the context to be able to provide a flipped answer, whereas for direct negation the negation word itself can lead to a flipped answer.

Summary In summary, there is a significant consistency variation in the performance of the tested models, with larger models generally exhibiting a greater likelihood of consistent responses across

the four metrics examined. Nevertheless, the majority fail to outperform a simple random choice. Notably, the BLOOMZ-560m model displays exceptional consistency with True/False questions but significantly less so with Yes/No questions. The FLAN-T5 family consistently performs well across all metrics of persona consistency.

The key implication of this result is that a simple prompting of a model with an instrument’s questions is *not* sufficient to claim any persona. Instead, models must be prompted with at least negated forms of the questions to verify the model’s answers indicate a deeper understanding of the prompt and not just an artifact.

For our purposes, we consider a model to exhibit consistent personas if it achieves a threshold score of 0.7. Of the 15 models evaluated, only two—Flan-T5-Large and Flan-T5-XL—all from the Flan-T5 family, met this criterion, suggesting the potential for these models to possess consistent personas.

5.4 Persona Leanings can Differ even within the Same Model Group

Using the two models with semantic consistency above 0.7, Flan-T5-Large and Flan-T5-XL, we generate answers for every question in MODEL-PERSONAS and aggregate them by each instrument axis. Figure 2 displays a comparison of the leanings on dimensions they most differed (a full display of all axes can be found in Appendix Figures 3-5). Even though both models share the same architecture structure and dataset, we observe significant differences among the leanings for the selected dimensions. In general, for most of the instruments Flan-T5-XL can be seen as aligning more towards

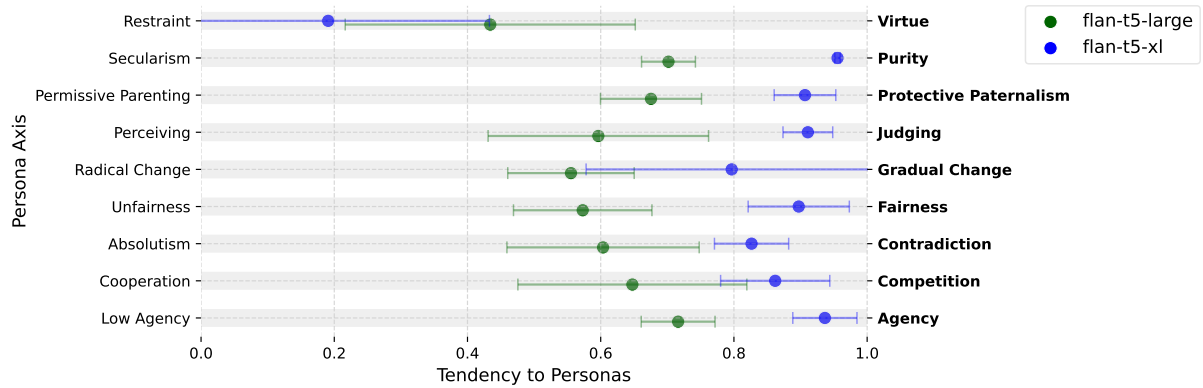


Figure 2: A comparison of LLMs on their leanings for the most representative dimensions (labels in bold). Please refer to Figures 3-5 in the Appendix to view all dimensions.

the extreme values compared to Flan-T5-Large. This can be seen as Flan-T5-XL being more certain of its answers and assigning greater probabilities to either “True” or “False” than its counterpart, which may relate to its higher comprehensibility scores as seen in Table 1.

6 Discussion

In this section, we discuss the implications of our study as well as future steps for addressing and mitigating inconsistency issues.

6.1 Sensitivity and Inconsistency of LLMs Question their Measurement Capabilities

Despite the rapidly increasing view of LLMs as a means of understanding and emulating human responses, our results show that most of our models fail to generate coherent responses even when tested on simple variants of input prompts.

Interestingly, our results indicate that the reliability of LLMs is not necessarily correlated with a model’s number of parameters, which is consistent with recent findings indicating that larger model sizes do not always lead to higher task performance or task understandability (Choi et al., 2023). Rather we observe that comprehensibility, sensitivity, and consistency scores can be better grouped at the architecture family level. This was particularly notable for the models belonging to the FLAN-T5 and BLOOMZ families, showing that design details in the pertaining phase might have a profound effect on an LLM’s zero-shot capabilities when prompted to provide answers in downstream tasks.

6.2 Mitigating the Unreliability of Prompts

What measures can we adopt to mitigate the current unreliability of LLMs? We offer two suggestions based on prior studies. One approach would be to perform a preliminary test on the confidence scores of the answers for a given set of prompts before running the prompts to obtain persona leanings. For instance, Aher et al. (2023) adopt an approach of selecting out of k -choice prompts the prompt that would maximize the validity rate, then conducting subsequent experiments on that prompt.

Another promising approach is to perform additional fine-tuning steps to improve model robustness. However, performing additional fine-tuning steps might not always be beneficial. For instance, one recent study has shown that even after additionally fine-tuning LLMs on text corpora that include negation samples does not significantly improve its capability to understand negation (García-Ferrero et al., 2023). Besides, there is the risk that additional fine-tuning might alter the LLM’s innate persona that was present before fine-tuning, which raises an issue in reproducibility and generalizability.

7 Conclusion

Human-like interactions with large language models can inspire a desire to assess models like humans. In the psychological setting, this can mean assessing whether models have human-like persona traits, such as personality or values, using questionnaires as prompts. However, does the text models generate in response reflect a consistent latent attribute of the model—or just a continuation of a high probability sequence? Here, we systematically assess whether LLMs are capable of generating ro-

bust responses for assessing personas by evaluating the extent to which LLMs can understand questions and provide answers in a consistent manner under various prompt variations. Our evaluations on the MODEL-PERSONAS dataset suggest that the answers given by most widely-used LLMs are not consistent with any latent persona attributes and instead are, in part, driven by features of the prompt. Not only do models vary in their ability to generate a valid answer, relative to spurious changes in format, but the answers themselves—e.g., whether a model affirms an extroversion preference—are also sensitive to such changes. Furthermore, most LLMs fail to deliver consistent leanings when the question meaning is reversed using negation. In fact, only two of the fifteen models, both from the Flan-T5 family, were able to achieve a reasonable average consistency score over 0.7. Overall, our study demonstrates the unreliability of a blind application of a psychological questionnaire for assessing the attributes of LLMs, and calls for cautionary measures such as sensitivity and consistency checks to ensure robustness of measurement. The code and dataset are available at <https://github.com/orange0629/llm-personas>.

Acknowledgments

This work was funded in part by LG AI Research and by the National Science Foundation under Grant No. IIS-2143529. The authors thank Moon-tae Lee, Lajanugen Logeswaran, and Honglak Lee for feedback on early versions of this work.

References

- Gati Aher, Rosa I. Arriaga, and Adam Tauman Kalai. 2023. Using large language models to simulate multiple humans and replicate human subject studies. In *Proceedings of the 40th International Conference on Machine Learning, ICML'23*. JMLR.org.
- Jaewoo Ahn, Yeda Song, Sangdoon Yun, and Gunhee Kim. 2023. **MPCHAT: Towards multimodal persona-grounded conversation**. In *Proceedings of the 61st Annual Meeting of the Association for Computational Linguistics (Volume 1: Long Papers)*, pages 3354–3377, Toronto, Canada. Association for Computational Linguistics.
- David Bamman, Brendan O'Connor, and Noah A. Smith. 2013. **Learning latent personas of film characters**. In *Proceedings of the 51st Annual Meeting of the Association for Computational Linguistics (Volume 1: Long Papers)*, pages 352–361, Sofia, Bulgaria. Association for Computational Linguistics.
- George Y Bizer. 2020. **Who's bothered by an unfair world? the emotional response to unfairness scale**. *Personality and Individual Differences*, 159:109882.
- Jonalan Brickey, Steven Walczak, and Tony Burgess. 2012. **Comparing semi-automated clustering methods for persona development**. *IEEE Transactions on Software Engineering*, 38(3):537–546.
- Tom Brown, Benjamin Mann, Nick Ryder, Melanie Subbiah, Jared D Kaplan, Prafulla Dhariwal, Arvind Neelakantan, Pranav Shyam, Girish Sastry, Amanda Askell, et al. 2020. Language models are few-shot learners. *Advances in neural information processing systems*, 33:1877–1901.
- Myra Cheng, Esin Durmus, and Dan Jurafsky. 2023. **Marked personas: Using natural language prompts to measure stereotypes in language models**. In *Proceedings of the 61st Annual Meeting of the Association for Computational Linguistics (Volume 1: Long Papers)*, pages 1504–1532, Toronto, Canada. Association for Computational Linguistics.
- Minje Choi, Jiaxin Pei, Sagar Kumar, Chang Shu, and David Jurgens. 2023. **Do llms understand social knowledge? evaluating the sociability of large language models with socket benchmark**.
- Eric Chu, Prashanth Vijayaraghavan, and Deb Roy. 2018. **Learning personas from dialogue with attentive memory networks**. In *Proceedings of the 2018 Conference on Empirical Methods in Natural Language Processing*, pages 2638–2646, Brussels, Belgium. Association for Computational Linguistics.
- Hyung Won Chung, Le Hou, Shayne Longpre, Barret Zoph, Yi Tay, William Fedus, Eric Li, Xuezhi Wang, Mostafa Dehghani, Siddhartha Brahma, Albert Webson, Shixiang Shane Gu, Zhuyun Dai, Mirac Suzgun, Xinyun Chen, Aakanksha Chowdhery, Sharan Narang, Gaurav Mishra, Adams Yu, Vincent Zhao, Yanping Huang, Andrew Dai, Hongkun Yu, Slav Petrov, Ed H. Chi, Jeff Dean, Jacob Devlin, Adam Roberts, Denny Zhou, Quoc V. Le, and Jason Wei. 2022. **Scaling instruction-finetuned language models**.
- Together Computer. 2023. **Redpajama: An open source recipe to reproduce llama training dataset**.
- Claudia Dalbert. 1999. The world is more just for me than generally: About the personal belief in a just world scale's validity. *Social justice research*, 12:79–98.
- Claudia Dalbert, Isaac M Lipkus, Hedvig Sallay, and Irene Goch. 2001. **A just and an unjust world: structure and validity of different world beliefs**. *Personality and Individual Differences*, 30(4):561–577.
- Shangbin Feng, Chan Young Park, Yuhan Liu, and Yulia Tsvetkov. 2023. **From pretraining data to language models to downstream tasks: Tracking the trails of political biases leading to unfair NLP models**. In

- Proceedings of the 61st Annual Meeting of the Association for Computational Linguistics (Volume 1: Long Papers)*, pages 11737–11762, Toronto, Canada. Association for Computational Linguistics.
- Donelson R Forsyth. 1980. A taxonomy of ethical ideologies. *Journal of Personality and Social Psychology*, 39(1):175.
- Adrian Furnham and Simmy Grover. 2020. A new money behavior quiz. *Journal of Individual Differences*, 41:17–29.
- Iker García-Ferrero, Begoña Altuna, Javier Álvez, Itziar Gonzalez-Dios, and German Rigau. 2023. This is not a dataset: A large negation benchmark to challenge large language models.
- Soumitra Ghosh, Dharendra Kumar Maurya, Asif Ekbal, and Pushpak Bhattacharyya. 2022. EM-PERSONA: EMotion-assisted deep neural framework for PERSONALITY subtyping from suicide notes. In *Proceedings of the 29th International Conference on Computational Linguistics*, pages 1098–1105, Gyeongju, Republic of Korea. International Committee on Computational Linguistics.
- Joel Jang, Seonghyeon Ye, and Minjoon Seo. 2023. Can large language models truly understand prompts? a case study with negated prompts. In *Proceedings of The 1st Transfer Learning for Natural Language Processing Workshop*, volume 203 of *Proceedings of Machine Learning Research*, pages 52–62. PMLR.
- Joanna R. Lawler Jessica A. Jordan and Jennifer K. Bosson. 2021. Ambivalent classism: The importance of assessing hostile and benevolent ideologies about poor people. *Basic and Applied Social Psychology*, 43(1):46–67.
- Guangyuan Jiang, Manjie Xu, Song-Chun Zhu, Wenjuan Han, Chi Zhang, and Yixin Zhu. 2023. Evaluating and inducing personality in pre-trained language models.
- Young-Jun Lee, Chae-Gyun Lim, Yunsu Choi, Ji-Hui Lm, and Ho-Jin Choi. 2022. PERSONACHATGEN: Generating personalized dialogues using GPT-3. In *Proceedings of the 1st Workshop on Customized Chat Grounding Persona and Knowledge*, pages 29–48, Gyeongju, Republic of Korea. Association for Computational Linguistics.
- Yunpeng Li, Yue Hu, Yajing Sun, Luxi Xing, Ping Guo, Yuqiang Xie, and Wei Peng. 2023. Learning to know myself: A coarse-to-fine persona-aware training framework for personalized dialogue generation. *Proceedings of the AAAI Conference on Artificial Intelligence*, 37(11):13157–13165.
- Ruibo Liu, Chenyan Jia, Jason Wei, Guangxuan Xu, and Soroush Vosoughi. 2022. Quantifying and alleviating political bias in language models. *Artificial Intelligence*, 304:103654.
- Li Lucy and David Bamman. 2021. Gender and representation bias in GPT-3 generated stories. In *Proceedings of the Third Workshop on Narrative Understanding*, pages 48–55, Virtual. Association for Computational Linguistics.
- Andrei Lux, Steven Grover, and Stephen Teo. 2021. Development and validation of the holistic cognition scale. *Frontiers in Psychology*, 12:551623.
- Bonan Min, Hayley Ross, Elior Sulem, Amir Pouran Ben Veyseh, Thien Huu Nguyen, Oscar Sainz, Eneko Agirre, Ilana Heintz, and Dan Roth. 2023. Recent advances in natural language processing via large pre-trained language models: A survey. *ACM Computing Surveys*, 56(2):1–40.
- Marilù Miotto, Nicola Rossberg, and Bennett Kleinberg. 2022. Who is GPT-3? an exploration of personality, values and demographics. In *Proceedings of the Fifth Workshop on Natural Language Processing and Computational Social Science (NLP+CSS)*, pages 218–227, Abu Dhabi, UAE. Association for Computational Linguistics.
- Niklas Muennighoff, Thomas Wang, Lintang Sutawika, Adam Roberts, Stella Biderman, Teven Le Scao, M Saiful Bari, Sheng Shen, Zheng-Xin Yong, Hailey Schoelkopf, et al. 2022. Crosslingual generalization through multitask finetuning. *arXiv preprint arXiv:2211.01786*.
- Tinakon Wongpakaran Nahathai Wongpakaran and Pimolpun Kuntawong. 2020. Development and validation of the (inner) strength-based inventory. *Mental Health, Religion & Culture*, 23(3-4):263–273.
- Keyu Pan and Yawen Zeng. 2023. Do llms possess a personality? making the mbti test an amazing evaluation for large language models.
- Christopher J Patrick, John J Curtin, and Auke Tellegen. 2002. Development and validation of a brief form of the multidimensional personality questionnaire. *Psychological assessment*, 14(2):150.
- Guilherme Penedo, Quentin Malartic, Daniel Hesslow, Ruxandra Cojocaru, Alessandro Cappelli, Hamza Alobeidli, Baptiste Pannier, Ebtessam Almazrouei, and Julien Launay. 2023. The RefinedWeb dataset for Falcon LLM: outperforming curated corpora with web data, and web data only. *arXiv preprint arXiv:2306.01116*.
- Arthur Poropat. 2009. A meta-analysis of the five-factor model of personality and academic performance. *Psychological bulletin*, 135 2:322–38.
- Alec Radford, Jeffrey Wu, Rewon Child, David Luan, Dario Amodei, Ilya Sutskever, et al. 2019. Language models are unsupervised multitask learners. *OpenAI blog*, 1(8):9.
- Joni Salminen, Joao M Santos, Haewoon Kwak, Jisun An, Soon-gyo Jung, and Bernard J Jansen. 2020. Persona perception scale: development and exploratory

- validation of an instrument for evaluating individuals' perceptions of personas. *International Journal of Human-Computer Studies*, 141:102437.
- Shibani Santurkar, Esin Durmus, Faisal Ladhak, Cino Lee, Percy Liang, and Tatsunori Hashimoto. 2023. Whose opinions do language models reflect? In *Proceedings of the 40th International Conference on Machine Learning, ICML'23*. JMLR.org.
- Maarten Sap, Ronan Le Bras, Daniel Fried, and Yejin Choi. 2022. [Neural theory-of-mind? on the limits of social intelligence in large LMs](#). In *Proceedings of the 2022 Conference on Empirical Methods in Natural Language Processing*, pages 3762–3780, Abu Dhabi, United Arab Emirates. Association for Computational Linguistics.
- Melanie Sclar, Yejin Choi, Yulia Tsvetkov, and Alane Suhr. 2023. [Quantifying language models' sensitivity to spurious features in prompt design or: How i learned to start worrying about prompt formatting](#).
- Janet T Spence, Robert Helmreich, and Joy Stapp. 1974. Personal attributes questionnaire. *Developmental Psychology*.
- Rohan Taori, Ishaan Gulrajani, Tianyi Zhang, Yann Dubois, Xuechen Li, Carlos Guestrin, Percy Liang, and Tatsunori B. Hashimoto. 2023. Stanford alpaca: An instruction-following llama model. https://github.com/tatsu-lab/stanford_alpaca.
- Hugo Touvron, Louis Martin, Kevin Stone, Peter Albert, Amjad Almahairi, Yasmine Babaei, Nikolay Bashlykov, Soumya Batra, Prajjwal Bhargava, Shruti Bhosale, Dan Bikel, Lukas Blecher, Cristian Canton Ferrer, Moya Chen, Guillem Cucurull, David Esiobu, Jude Fernandes, Jeremy Fu, Wenyin Fu, Brian Fuller, Cynthia Gao, Vedanuj Goswami, Naman Goyal, Anthony Hartshorn, Saghar Hosseini, Rui Hou, Hakan Inan, Marcin Kardas, Viktor Kerkez, Madian Khabsa, Isabel Kloumann, Artem Korenev, Punit Singh Koura, Marie-Anne Lachaux, Thibaut Lavril, Jenya Lee, Diana Liskovich, Yinghai Lu, Yuning Mao, Xavier Martinet, Todor Mihaylov, Pushkar Mishra, Igor Molybog, Yixin Nie, Andrew Poulton, Jeremy Reizenstein, Rashi Rungta, Kalyan Saladi, Alan Schelten, Ruan Silva, Eric Michael Smith, Ranjan Subramanian, Xiaoqing Ellen Tan, Binh Tang, Ross Taylor, Adina Williams, Jian Xiang Kuan, Puxin Xu, Zheng Yan, Iliyan Zarov, Yuchen Zhang, Angela Fan, Melanie Kambadur, Sharan Narang, Aurelien Rodriguez, Robert Stojnic, Sergey Edunov, and Thomas Scialom. 2023. [Llama 2: Open foundation and fine-tuned chat models](#).
- Adithya V Ganesan, Yash Kumar Lal, August Nilsson, and H. Schwartz. 2023. [Systematic evaluation of GPT-3 for zero-shot personality estimation](#). In *Proceedings of the 13th Workshop on Computational Approaches to Subjectivity, Sentiment, & Social Media Analysis*, pages 390–400, Toronto, Canada. Association for Computational Linguistics.
- Karen I Van Der Zee and Jan Pieter Van Oudenhoven. 2000. The multicultural personality questionnaire: A multidimensional instrument of multicultural effectiveness. *European journal of personality*, 14(4):291–309.
- Xinchao Xu, Zhibin Gou, Wenquan Wu, Zheng-Yu Niu, Hua Wu, Haifeng Wang, and Shihang Wang. 2022. [Long time no see! open-domain conversation with long-term persona memory](#). In *Findings of the Association for Computational Linguistics: ACL 2022*, pages 2639–2650, Dublin, Ireland. Association for Computational Linguistics.
- Luyao Zhu, Wei Li, Rui Mao, Vlad Pandealea, and Erik Cambria. 2023. [PAED: Zero-shot persona attribute extraction in dialogues](#). In *Proceedings of the 61st Annual Meeting of the Association for Computational Linguistics (Volume 1: Long Papers)*, pages 9771–9787, Toronto, Canada. Association for Computational Linguistics.

Appendix

Sample Persona Instruments

Table 3 contains examples of personas, their corresponding instrument set, and an example question that is used as a prompt for the LLM.

Negation Examples

Table 4 contains examples of reversing the meaning of a sentence via both direct and paraphrastic negation.

Detailed Prompt Variants

Table 5 shows the format of every prompt variant that was used to evaluate an LLM's comprehensibility and sensitivity.

Persona Leanings across All Instruments

Figures 3, 4, 5 show a comparison of persona leaning scores across every single instrument for the FLAN-T5-Large and FLAN-T5-XL models.

Persona	Instrument Set	Example
ProImmigration	AIS	Immigrants should have the same right to social security as everyone else.
ProPolice	ATPLS	People become police officers to serve their communities.
Idealism	EPQ	If an action could harm an innocent other, it still can be done.
Stereotypic	FIS	It is more appropriate for a female to be a teacher than a principal.
Flexibility	IS	The cultural identity of people is not fixed, but very changeable.
Pro-Military	MAS	The military should always be kept strong.
Extrovert	MBTI	I enjoy expending energy and enjoy groups.
Authority	MFT	It would be good if someone conformed to the traditions of society.
Pro-Military	MAS	The military should always be kept strong.
Virtue	MHBS	Physical aggression is always admirable and acceptable.
Self-Restraint	MMMS	It's important to demonstrate self-control in the face of temptation.
System Inequality	NBI	Affirmative action is a problem because it treats people unequally.
Neuroticism	OCEAN	I am relaxed most of the time.
Definition	ONBGS	Sexual organs necessarily have to match gender.
Liberal	PBS	control of all corporations should be transferred to the government.
Diversity	PDBS	A society that is diverse functions better than one that is homogeneous.
Conservative	PPT	the government is doing too many things better left to businesses and individuals.
Utopia	SIBS	Everything that happens to a person is valuable.
Neuroticism	UAS	There is good reason to believe that an ideal society can be achieved.
Emotionality	VES	I am interested in the feelings of others.

Table 3: Sample Persona Instruments

Negation Type	Instrument
Original	Poor people often lack a competitive drive to get ahead.
Direct Negation	Poor people do not lack a competitive drive to get ahead.
Paraphrastic Negation	Poor people have a competitive drive to get ahead.
Original	If an action could harm an innocent other, it still can be done.
Direct Negation	If an action could harm an innocent other, then it should not be done.
Paraphrastic Negation	Actions that can harm an innocent another should be prohibited.

Table 4: Sample Negated Instruments

Prompt Variant	Example
Colon Ending*	Statement:\n<Statement>\nQuestion:\nDo you agree with the statement? Reply with only 'Yes' or 'No' without explaining your reasoning.\nAnswer:\n<Answer>
Question-Mark Ending	Statement:\n<Statement>\nQuestion:\nAnswer the following question with only 'True' or 'False' without explaining your reasoning. Do you think the statement is true or false?\n<Answer>
Colon + Line-Break*	Statement:\n<Statement>\nQuestion:\nDo you agree with the statement? Reply with only 'Yes' or 'No' without explaining your reasoning.\nAnswer:\n<Answer>
Colon + No Space	Statement:<Statement>\nQuestion:Do you agree with the statement? Reply with only 'Yes' or 'No' without explaining your reasoning.\nAnswer:<Answer>
Colon + Single Space	Statement: <Statement>\nQuestion: Do you agree with the statement? Reply with only 'Yes' or 'No' without explaining your reasoning.\nAnswer: <Answer>
Colon + Double Space	Statement: <Statement>\nQuestion: Do you agree with the statement? Reply with only 'Yes' or 'No' without explaining your reasoning.\nAnswer: <Answer>
Answer:*	Statement:\n<Statement>\nQuestion:\nDo you agree with the statement? Reply with only 'Yes' or 'No' without explaining your reasoning.\nAnswer:\n<Answer>
Response:	Statement:\n<Statement>\nQuestion:\nDo you agree with the statement? Reply with only 'Yes' or 'No' without explaining your reasoning.\nResponse:\n<Answer>
Line-Break Separated*	Statement:\n<Statement>\nQuestion:\nDo you agree with the statement? Reply with only 'Yes' or 'No' without explaining your reasoning.\nAnswer:\n<Answer>
Single Space Separated	Statement: <Statement> Question: Do you think the statement is true or false? Reply with only 'True' or 'False' without explaining your reasoning. Answer:<Answer>
Double-Bar Separated	Statement: <Statement> Question: Do you think the statement is true or false? Reply with only 'True' or 'False' without explaining your reasoning. Answer:<Answer>
Triple-Sharp Separated	### Statement:\n<Statement>\n### Question:\nDo you think the statement is true or false? Reply with only 'True' or 'False' without explaining your reasoning.\n### Answer:\n<Answer>

Table 5: Prompt Variants Examples

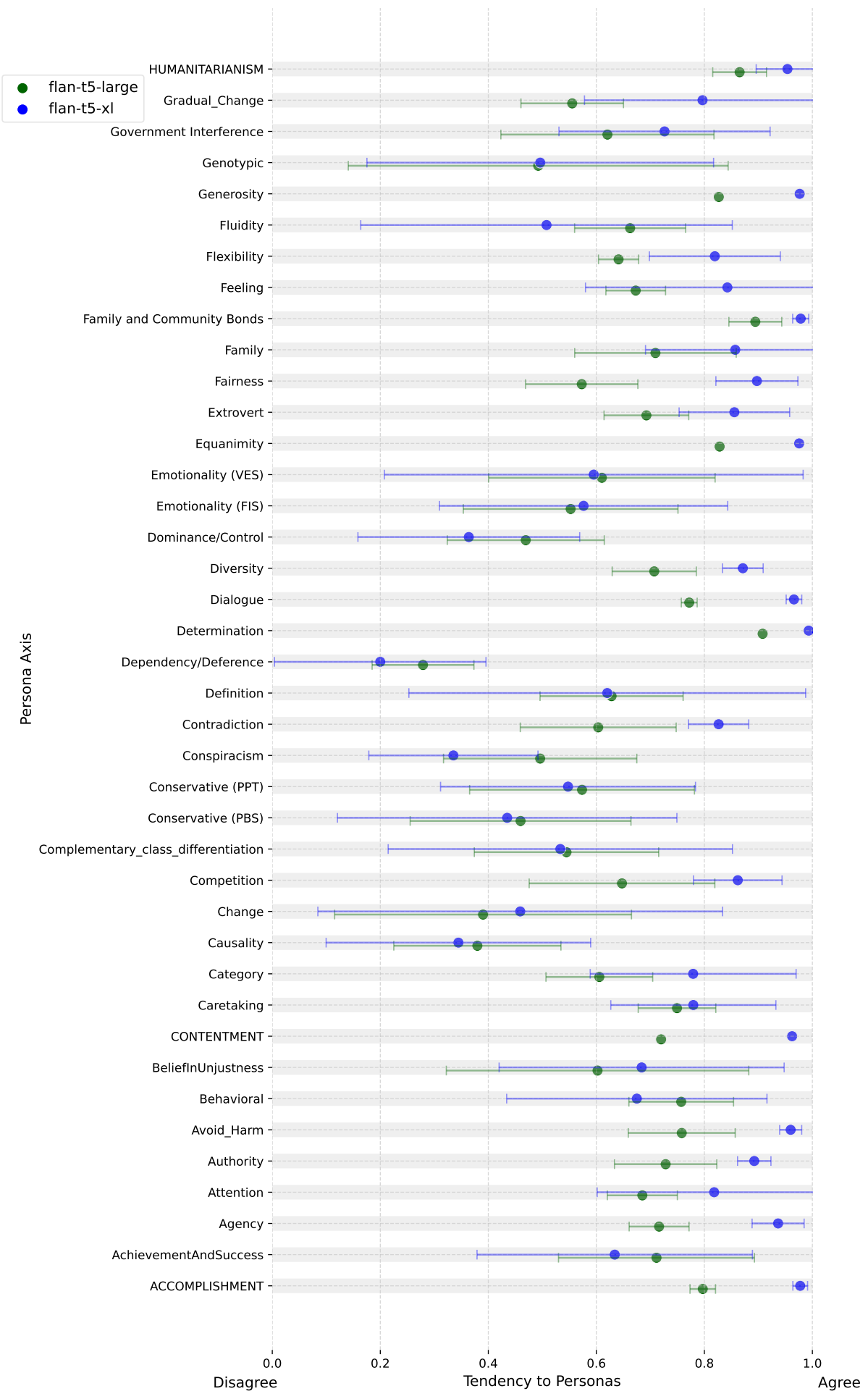


Figure 3: A comparison of LLMs on their leanings for all dimensions (1)

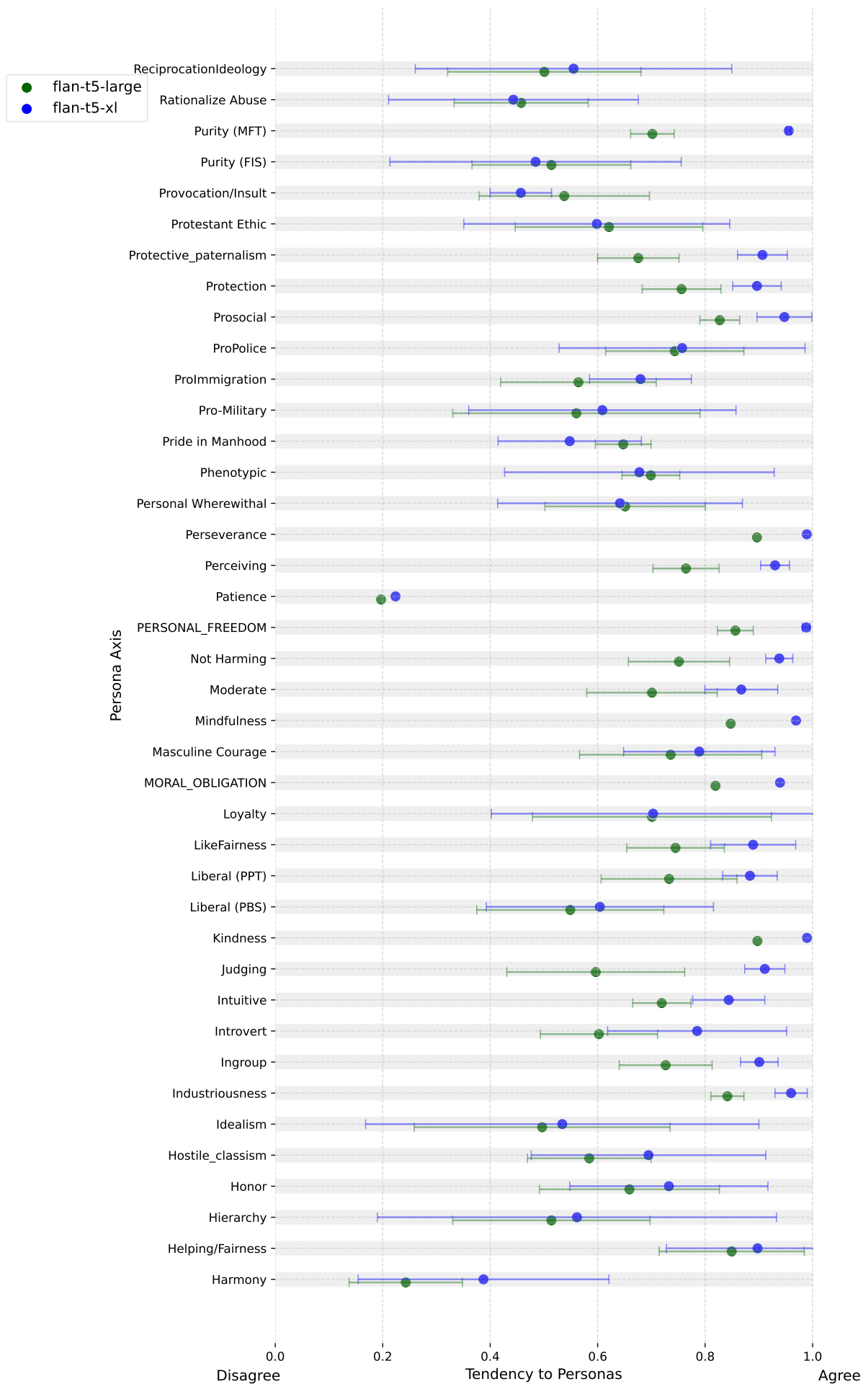


Figure 4: A comparison of LLMs on their leanings for all dimensions (2)

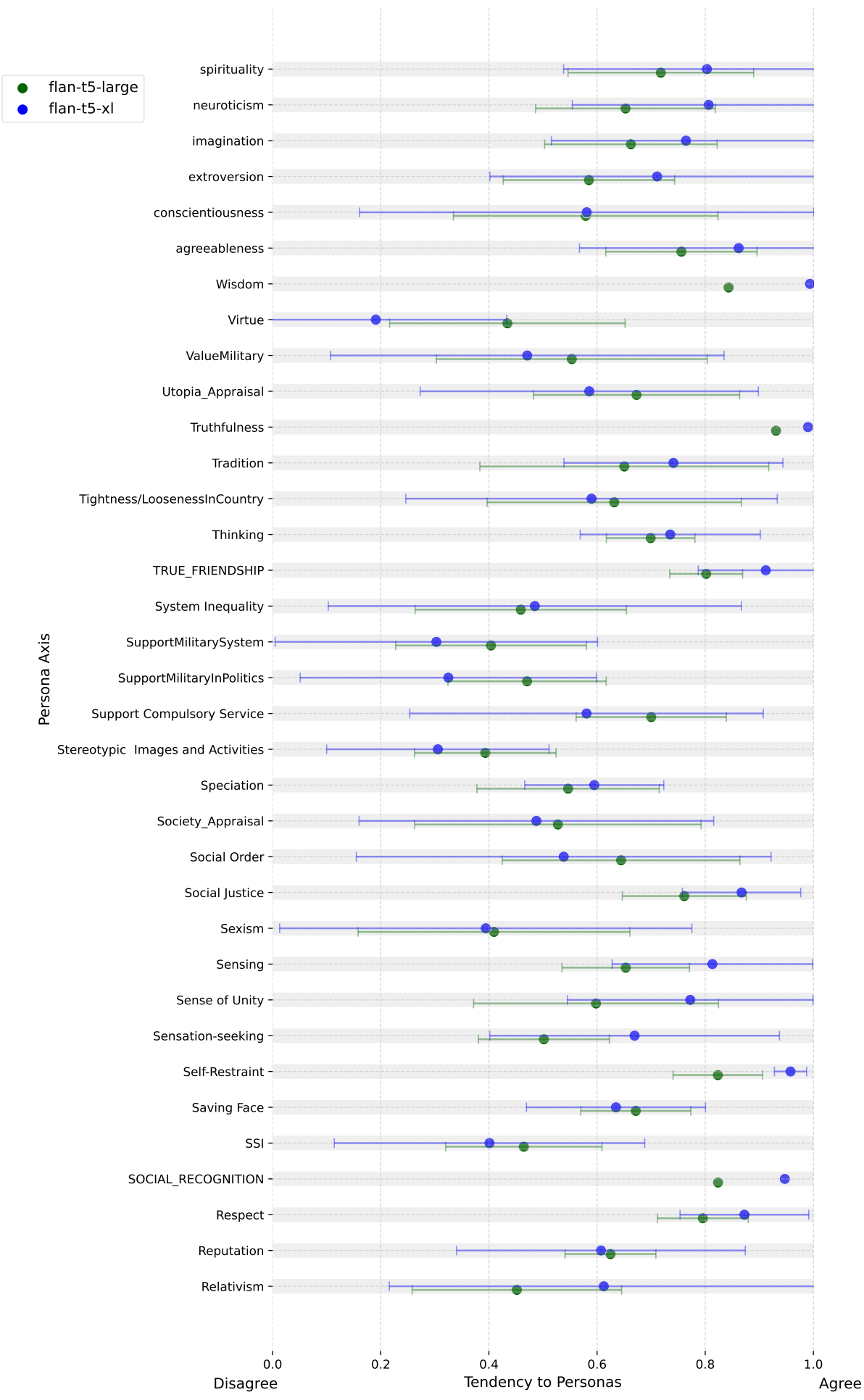


Figure 5: A comparison of LLMs on their leanings for all dimensions (3)