
A SURVEY OF THE METRICS, USES, AND SUBJECTS OF DIVERSITY-BASED TECHNIQUES IN SOFTWARE TESTING

Islam T. Elgendy,
University of Sheffield
UK

Robert M. Hierons
University of Sheffield
UK

Phil McMinn
University of Sheffield
UK

ABSTRACT

There has been a significant amount of interest regarding the use of diversity-based testing techniques in software testing over the past two decades. Diversity-based testing (DBT) technique uses similarity metrics to leverage the dissimilarity between software artefacts — such as requirements, abstract models, program structures, or inputs — in order to address a software testing problem. DBT techniques have been used to assist in finding solutions to several different types of problems including generating test cases, prioritising them, and reducing very large test suites. This paper is a systematic survey of DBT techniques that summarises the key aspects and trends of 144 papers that report the use of 70 different similarity metrics with 24 different types of software artefacts, which have been used by researchers to tackle 11 different types of software testing problems. We further present an analysis of the recent trends in DBT techniques and review the different application domains to which the techniques have been applied, giving an overview of the tools developed by researchers to do so. Finally, the paper identifies some DBT challenges that are potential topics for future work.

Keywords Test suite reduction · Diversity-based testing · Automatically generated tests

1 Introduction

One of the key challenges associated with finding software failures is the intractability of testing each possible behaviour of a piece of software, since the number of behaviours a non-trivial software system is capable of exhibiting tends to be very large, if not infinite. For this reason, software testing researchers have devised many techniques to help a tester decide what to test. Either explicitly or implicitly, one can argue that all software testing techniques embed the notion of *diversity*. That is, since it is not possible to know where or how software failures will happen a priori, it is neither effective nor efficient to keep looking in the same or similar places — i.e., to have tests that are overly-concerned with certain aspects of the software to the neglect of others. Different code coverage metrics, for example, dictate all statements or all branches of the software are executed, ensuring the diversity of code structures exercised by tests [1, 2]. Model-based techniques ensure diversity of tests by ensuring distinct abstract states of the system are tested along with the transitions between them [1, 3]. Even boundary-value analysis [1, 4], which advocates testing potentially similar inputs to encourage exploration around the thresholds of predicates in a program, does so in the knowledge that small mistakes in the conditions of predicates (for example, the use of “>” instead of “>=” etc.) can trigger unexpected, divergent software behaviours.

However, the problem facing the tester is what to do when even the test requirements generated by these techniques result in too many tests. For these reasons, software testing researchers of late have become increasingly interested in a class of techniques that we refer to in this survey as *diversity-based testing (DBT) techniques*.

At a high level, a DBT technique selects tests based on their *dissimilarity* from others already used or that exist in the test suite. A DBT technique measures dissimilarity using a *similarity metric* based on some aspect or set of *artefacts* related to the test; for example, the inputs it uses (e.g., [5, 6, 7, 8, 9, 10]), the outputs it obtains given its inputs (e.g., [11, 12, 13, 14, 15, 16]), the program structures it executes (e.g., [17, 18, 19, 20]); or on the basis of more abstract artefacts, such as the requirements the test exercises (e.g., [21, 22]), or parts of a model representation that it

covers (e.g., [23, 24, 25, 26, 27, 28, 29]). Examples of similarity metrics used by researchers include, for example, the Euclidean distance between two numerical inputs (e.g., [5, 6]) or signals of a Simulink model (e.g., [15, 16]), or the Edit distance between two regular expressions (e.g., [30]), or the Jaccard distance between two sets of selected product line features (e.g., [31, 32]). More formally, we define a diversity-based testing technique as follows:

Definition 1 A *diversity-based testing technique* D is a function that takes as input a software system S , a set of artefacts A representing some aspect of the system (such as all of its possible inputs or outputs, its requirements etc.), and a similarity metric sim that may be applied to two or more elements of A to measure their similarity. D uses sim in conjunction with A to output a set of tests T for testing S .

DBT techniques have been used to tackle many different problems in software testing; for example, test data generation (e.g., [12, 33, 15, 16]), test case prioritisation (e.g., [21, 34, 16, 35, 36]), test suite reduction (e.g., [37, 25, 38, 39]), and test suite quality evaluation (e.g., [40, 41, 42, 43]). They have also been applied to a wide range of subject domains, including deep learning models (e.g., [44, 45]), compilers (e.g., [46, 47]), web applications (e.g., [12, 48, 49]), as well as general code libraries (e.g., [50, 7, 51, 35]). The advantages of DBT techniques have been reported in several studies about test case analysis, generation, and optimization (e.g., [52, 53, 51, 7, 25, 54, 35]). A common finding is that on the whole, the more diverse a test suite, the more likely it is to trigger failures and thereby detect faults (e.g., [13, 48, 9, 7]). Several researchers have also shown that reordering test case execution order, based on diversity, or removing similar test cases is more likely to result in better test suites in terms of fault-finding than those re-ordered or reduced using other metrics, for example coverage [21, 53, 24]. Finally, DBT techniques have been applied to different types of testing at different levels, including unit testing (e.g., [52, 51]), integration testing (e.g., [55]) and system testing (e.g., [56, 57]).

Given the wide range of types of DBT techniques, and the different problems and application domains to which they have been applied, we conducted a systematic literature review of the field, collecting results from multiple search engines including IEEE Xplore, the ACM Digital Library, Scopus, and SpringerLink. DBT appears to have originated out of the work on Adaptive Random Testing (ART). ART was recently surveyed by Huang et al. [58], who summarise ART as aiming to “*enhance RT’s [Random Testing’s] failure-detection ability by more evenly spreading the test cases over the input domain*”. Some ART techniques satisfy our definition of a DBT technique because they use a (dis)similarity metric that measures the “distance” between test cases to accomplish this spread. Others, however, do not fit our definition, because achieve spreading by partitioning up the input domain instead — that is, *without* the use of a similarity metric (e.g., [59, 60, 61]), and potentially with the help of a human expert instead (e.g., [62]).

The purpose of this survey is to explore how DBT techniques in general have developed and broadened since its beginnings with ART. We do not, therefore, include ART itself as part of our review, referring the reader to the comprehensive survey of 140 ART papers by Huang et al. [58] instead. ART differs significantly in ethos from DBT. ART has traditionally focused on one problem — test input generation; and therefore one type of artefact — a program’s input domain; while the definition of a similarity metric is not a necessary component of the technique. In contrast, DBT is about tackling any problem in software testing where intractability is a key limiting characteristic, for which researchers have utilised many different software artefacts to assist in determining solutions, and have employed a wide variety of similarity metrics to measure their diversity in order to do so. In total, our survey finds that researchers have tackled 11 different types of testing problems using DBT techniques, applying 70 different metrics to 24 different types of software artefacts.

This paper, the first to define and survey the wider area of DBT techniques, summarises the work of 144 articles, which we list in a BibTeX file and make available for other researchers to use via a public GitHub repository [63]. Our survey makes the following contributions:

1. The first definition what constitutes a *diversity-based testing (DBT) technique* (Definition 1).
2. An analysis of the trends for DBT techniques and the prominent venues, papers, and authors in the research area (Section 3).
3. A compilation of the different metrics used to measure the similarity between testing artefacts (Section 4).
4. A summary of the artefacts used as a basis for DBT techniques (Section 5).
5. A summary of the different software testing problems where diversity has been applied (Section 6).
6. An overview of the different subject domains in which diversity-based testing has been utilised (Section 7), and the tools available for addressing them (Section 8).
7. A discussion of possible future research directions for DBT techniques (Section 9).

We begin in Section 2 by presenting the survey’s scope and research questions, and the methodology we used to collect papers.

2 Methodology

Our systematic survey aims to answer the following research questions:

RQ1: ORIGINS, TRENDS, AND PROMINENT PAPERS (Section 3). What were the first papers in DBT? What are the publication trends, and most prominent venues and authors in the DBT field?

RQ2: SIMILARITY METRICS (Section 4). What similarity metrics have been used in the literature? Which ones have been used the most, and why?

RQ3: ARTEFACTS (Section 5). What artefacts have been used (e.g., test inputs, software requirements, abstract models) as the basis for applying similarity metrics to generate diverse test suites?

RQ4: PROBLEMS (Section 6). What are the software testing problems to which DBT techniques have been applied?

RQ5: SUBJECT DOMAINS (Section 7). To what subject domains have DBT techniques been applied?

RQ6: TOOLS (Section 8). What DBT tools have been developed by researchers?

2.1 Collection Approach

We collected papers for our survey on the 12th of April, 2023 using searches on IEEE Xplore¹, the ACM Digital Library², Scopus³, and SpringerLink⁴. The search query we used for IEEE Xplore, Scopus, and ACM was {"software test*" AND ("divers*" OR "similar*" in title or keywords)}, where "*" is a wildcard matching any string. This means looking for the text "software test*" anywhere in the paper and a variation of the terms "divers*" (i.e., "diversity", "diversify", or "diversification", etc.) or "similar*" (i.e., "similar" and "similarity") in the title or the keywords. We restricted the latter terms to the title or keywords due to their commonality, and hence ability to match a very large number of papers that would (a) be intractable to screen manually, and (b) have, on average, a low probability of being related to DBT techniques. For example, a paper may claim to use a "diverse" set of subjects for an empirical study and would be returned in our search results without this constraint. SpringerLink did not allow us to search for certain terms in specific places like the title and keywords, so we used the closest search query possible, which was {"software test*" AND ("similar*" OR "divers*")} anywhere in the paper. We did not limit our searches to any particular year range.

Figure 1 gives an overview of the collection approach and the number of papers at each stage, reporting the number of papers retrieved from each search engine. The number of papers returned by SpringerLink was the most, due to the aforementioned difficulty in restricting the search terms. After we removed duplicate papers returned by more than one search engine, the set of papers collated numbered 2,837 in size, that we label the **Initial** set of papers in the figure.

We then applied a screening process to this set of papers. The first and last authors manually reviewed the contents of each paper to check that its contents were on the subject of DBT techniques. That is, the paper proposed, discussed, or evaluated at least one approach fitting Definition 1, and thereby fell in the scope of this survey. Each author made a separate judgment to include or exclude each paper, reading paper titles and abstract, and further studying its contents in detail if required. Following this, the two authors reviewed their decisions together, discussing each paper that they had judged differently, coming to an agreement to include or exclude each individual paper. We removed 2,593 papers from further consideration as part of this process. These included papers that were not focused on software testing or did not focus on software testing techniques; for example, being instead concerned with diversity in the sense of inclusion or representation of different types of people in a software engineering team. We further removed papers discussing software testing techniques purporting to be "diverse", but did not satisfy our definition of a DBT given in Definition 1; for example, the technique did not use a similarity metric, or, we could not find whether the technique made use of a similarity metric in the text of the paper. Following these decisions, we then removed papers that did not appear in journals or conferences ranked "C" or above by the CORE Rankings Portal [64], with the aim of imposing a level of quality of the papers considered by our survey. We included papers at any workshops with a history of co-locating with conferences ranked as "C" or above, but excluded papers appearing in doctoral symposia. We removed a further 62 papers because they did not fulfil our CORE requirements. This left 182 papers, which we mark as the **Intermediate** set of papers in Figure 1.

¹<https://ieeexplore.ieee.org/Xplore>

²<https://dl.acm.org>

³<https://www.scopus.com/>

⁴<https://link.springer.com>

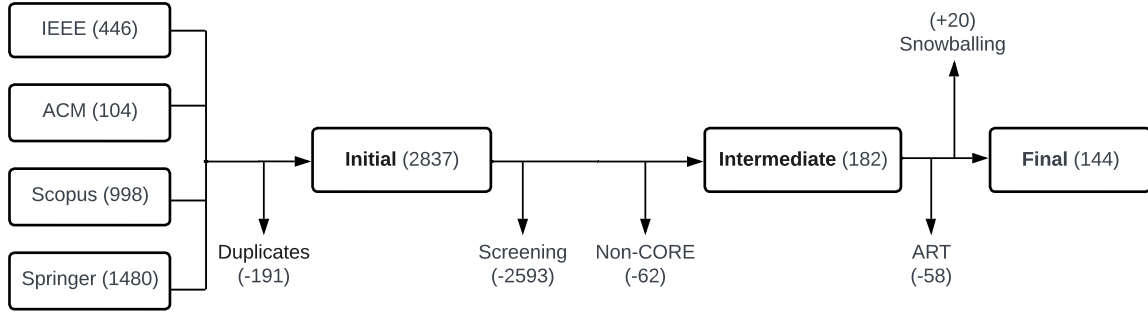


Figure 1: Overview of our paper collection methodology, with the number of pages collected at each stage

We then removed a further 58 papers that related to Adaptive Random Testing (ART), which is not a focus of this survey as discussed in Section 1. We refer the interested reader techniques to the existing comprehensive survey of 140 papers on ART by Huang et al. [58]. Finally, in case any DBT papers were missed by our original searches, we applied backward snowballing [65], whereupon we manually studied the references of each of the papers in the intermediate set of papers. If a reference involved a DBT technique, was in a CORE “C”-ranked venue or better, and was not an ART paper — i.e., it met all of our aforementioned criteria — we added it to the set of papers featured in this survey. We found 20 additional papers via this method which we added to form the collection of papers marked as the **Final** set of papers in Figure 1. Each paper in the final set was read by the first author, who collated the statistics and information needed to answer our research questions as answered in the following sections.

2.2 Threats to Validity

We hereby discuss validity threats to our methodology, and hence its results, and the steps we took to mitigate these threats.

1. **Some relevant papers might not have been included in the searches.** We mitigated this risk by using a variety of search engines, including IEEE Xplore, ACM, Scopus, and SpringerLink with the aim of finding all papers relevant to our survey. Also, we picked our search terms carefully to include different variations of the terms “diverse” or “similar” to include terms like “diversity”, “diversify”, “diversification”, “similarity”, and so on. Finally, we used backward snowballing to find papers that the search engines may not have indexed.
2. **The manual screening process may have eliminated some relevant papers.** We mitigated this risk by having two authors do the screening process separately and independently, then coming together to have a final decision on the papers where they had different opinions.
3. **Some papers may be of low quality and their results might be questionable.** We attempted to mitigate this risk by including papers that are only published in peer-reviewed journals and conferences ranked “C” and above by the CORE ranking portal.

While we acknowledge that it is possible that we may have missed some DBT papers, we are confident that we have included the majority of relevant articles, and that our survey provides an accurate account of the key trends and the state of the art of DBT. To support the replication of our study and as a useful resource for other researchers, we have made the final set of papers we collected available in a B_WT_EX file in a publicly-available GitHub repository [63].

3 RQ1: ORIGINS, TRENDS, AND PROMINENT PAPERS

What were the first papers in DBT? What are the publication trends, and most prominent venues and authors in the DBT field?

In this section we study the origins of DBT, studying the first papers. We also present and study trends in the number of DBT publications per year. Finally, we analyse the most cited DBT papers, the most prolific DBT authors, and the venues with the highest frequency of publishing DBT works.

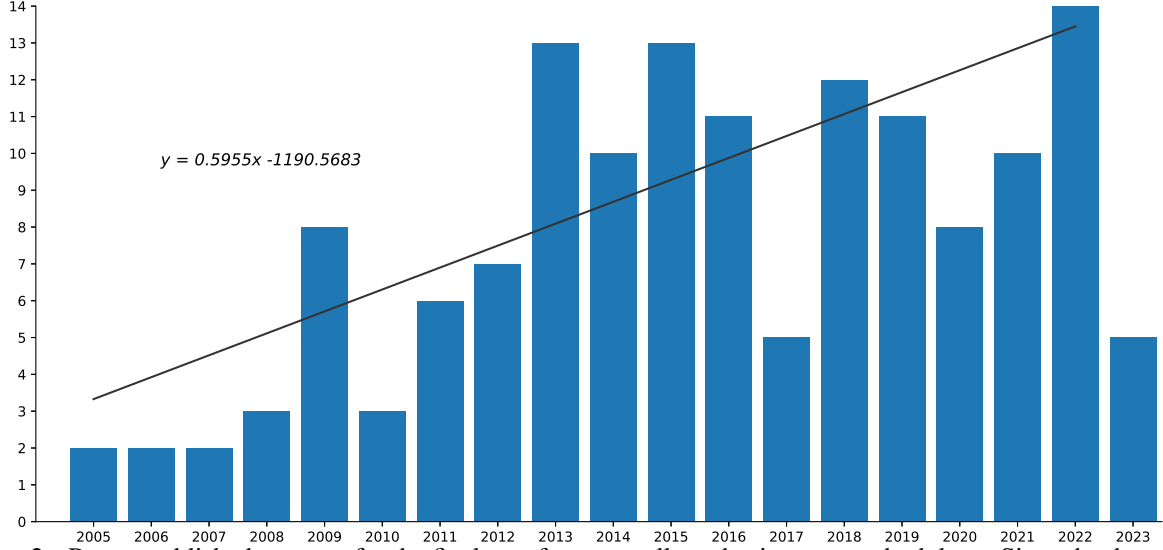


Figure 2: Papers published per year for the final set of papers collected using our methodology. Since the data was collected partway through 2023, the bar for that year is incomplete and as such we plot the trendline through 2005–2022 only.

3.1 First DBT Papers

The first DBT papers in our final collected set of papers appeared in 2005, are two papers by Xie et al. [66] and Hao et al. [67]. These first two papers are notable in that they apply the principles of DBT to assist two existing approaches, namely search-based test data generation and fault localisation respectively, rather than being standalone DBT techniques in their own right. Xie et al.’s DBT work was part of a search-based strategy for maintaining population diversity so as to avoid premature convergence of the search on suboptimal test cases [66]. The approach monitors the similarity between the individuals in the population, and once it exceeds a certain threshold, their technique significantly increases the mutation probability to increase population diversity. We discuss this paper further in Section 5.21 (p.25). Hao et al.’s work [67] was a short paper proposing to detect similarity in test cases to remove bias from suspiciousness scores for fault localisation techniques. We discuss this paper in more detail in Section 6.6 (p.42).

However, peering into the intermediate set of papers collected by our methodology (Section 2) shows that authors started writing about ART techniques in terms of diversity and similarity in the year before these two papers appeared, in 2004 [68, 69, 60, 70]. ART itself, however, can be traced back earlier to 2001 by a paper by Chen et al. [71], as part of a review of proportional sampling strategies. Not all techniques discussed require a similarity metric. The first papers to evaluate ART using a similarity metric — Euclidean distance with numerical inputs — were various formulations by Chen et al. [68, 72, 70] in 2004, which were built on partition strategies.

Other than to track the lineage of DBT techniques in this section, however, ART is not among the DBT approaches considered in the remainder of this paper, for the reasons discussed in Sections 1 and 2. We refer the interested reader to the comprehensive survey of ART by Huang et al. [58]. The remainder of this paper focuses exclusively on non-ART approaches to diversity-based testing.

3.2 Number of Papers Year-By-Year

Figure 2 shows the number of DBT publications per year. (Since the literature search was done in April of 2023 — see our methodology in Section 2 for more details — the bar for 2023 is incomplete, and the trend line is only fitted for the years 2005–2022.) The figure shows a trend of an increasing number of papers focussed on DBT techniques year on year. The year with the highest number of publications was the most recent complete year — 2022. All in all, these data show that the field of DBT is growing.

3.3 Most Frequent Publishing Venues

Table 1 shows the ten most-frequent publishing venues. The table shows that DBT papers have frequently appeared in both the top journals and conferences in the field of Software Engineering and Testing. IEEE Transactions on

Table 1: Most frequent publishing venues

Rank / Venue	# Papers
1 Transactions on Software Engineering (TSE)	12
=2 International Conference on Software Testing, Verification and Validation (ICST)	10
=2 International Conference on Automated Software Engineering (ASE)	10
4 Information and Software Technology (IST)	9
5 International Symposium on Search Based Software Engineering (SSBSE)	8
=6 International Symposium on Software Testing and Analysis (ISSTA)	6
=6 International Conference on Software Engineering (ICSE)	6
8 International Workshop on Automation of Software Test (AST)	5
=9 Software Quality Journal (SQJ)	4
=9 International Workshop on Mutation Analysis (MUTATION)	4

Table 2: Papers with the highest numbers of citations

Rank / Authors	Title	Year	Section (Page)	# Cites	Mean cites per year
1 Henard et al. [33]	Bypassing the combinatorial explosion: Using similarity to generate and prioritise t-wise test configurations for software product lines	2014	5.17 (p.24)	226	22.6
2 Hemmati et al. [29]	Achieving Scalable Model-Based Testing through Test Case Diversity	2013	6.4.2 (p.40)	245	22.3
3 Arafeen et al. [21]	Test case prioritisation using requirements-based clustering	2013	6.2.7 (p.36), 5.4 (p.18)	189	17.2
4 Yoo et al. [36]	Clustering test cases to achieve effective and scalable prioritisation incorporating expert knowledge	2009	6.2.7 (p.36), 5.6 (p.19)	254	16.9
5 Miranda et al. [35]	FAST Approaches to Scalable Similarity-Based Test Case Prioritisation	2018	6.2 (p.33), 5.2 (p.17)	95	15.8
6 Feldt et al. [7]	Test Set Diameter: Quantifying the Diversity of Sets of Test Cases	2016	5.1 (p.15)	126	15.6
7 Matinnejad et al. [16]	Test Generation and Test prioritisation for Simulink Models with Dynamic Behaviour	2019	6.1.3 (p.30), 5.3 (p.17)	74	14.8
8 Matinnejad et al. [15]	Automated Test Suite Generation for Time-Continuous Simulink Models	2016	6.1.3 (p.30), 5.3 (p.17)	104	13.0
9 Panichella et al. [73]	Improving multi-objective test case selection by injecting diversity in genetic algorithms	2015	6.4.1 (p.39)	129	12.9
10 Noor et al. [51]	A similarity-based approach for test case prioritisation using historical failure data	2015	6.2.1 (p.34)	100	12.5

Software Engineering (TSE) is the journal with the most DBT papers (12), and the most publications overall. The two conferences with the highest number of publications, which are ranked second on the list are the International Conference on Software Testing, Verification and Validation (ICST), and the International Conference on Automated Software Engineering (ASE) both with 10 papers each. Conferences dominate the table, appearing in five of the ten ranked positions, compared to three different journals, and two workshops.

3.4 Papers with the Highest Number of Citations

We collected citation counts from Google Scholar⁵, with counts correct to 11th May 2023.

⁵<https://scholar.google.com>

Table 3: Authors with the highest numbers of papers

Rank / Author	# Papers
1 Lionel Briand (https://www.lbriand.info)	12 [28, 26, 27, 74, 29, 14, 15, 16, 44, 75, 76, 77]
=2 Francisco Gomes de Oliveira Neto (https://www.gu.se/en/about/find-staff/franciscodeoliveiraneto)	8 [23, 24, 56, 55, 78, 41, 79, 45]
=2 Hadi Hemmati (https://lassonde.yorku.ca/users/hhemmati)	8 [26, 27, 28, 74, 29, 53, 51, 80]
4 Robert Feldt (http://www.robertfeldt.net)	7 [52, 7, 41, 78, 79, 81, 82]
=5 Antonia Bertolino (http://bertolino.isti.cnr.it)	5 [83, 84, 85, 35, 39]
=5 Zhenyu Chen (https://software.nju.edu.cn/zychen)	5 [86, 87, 42, 50, 88]
=5 David Clark (http://www0.cs.ucl.ac.uk/staff/D.Clark)	5 [7, 89, 90, 91, 13]
=5 Shiva Nejati (https://engineering.uottawa.ca/people/nejati-shiva)	5 [14, 15, 16, 76, 77]
=5 Paolo Tonella (https://www.inf.usi.ch/faculty/tonella)	5 [49, 92, 48, 90, 36]

The paper with the most citations (254) is that of Yoo et al. [36] on clustering test cases for test case prioritisation. However, this paper was also published in 2009, which is relatively old for a DBT paper, and therefore have more time than other works to gain citations. For this reason, we calculated the mean number of citations per year and list the top ten papers in terms of this metric in Table 2.

The papers with the highest mean citations per year are by Henard et al. [33] and Hemmati et al. [29]. Henard et al. [33] use a similarity-based approach for software product lines (SPL), using diversity between configurations to prioritise the set of configurations that should be tested. The paper is an important reference for other studies in testing SPL systems. We discuss it in more detail in Section 5.17 (p.24). Hemmati et al. [29] focussed on test case selection in the context of Model-Based Testing. We discuss this paper in Section 6.4.2 (p.40).

Test case prioritisation is the focus of five of the ten papers appearing in Table 2, with the other five covering a variety of other topics including test case selection, test generation, model-based testing, and new similarity metrics for measuring the diversity of test suites. We discuss the most prominent problems to which DBT has been applied more generally in Section 6.

3.5 Prominent Authors

The top five most prolific authors in the papers collected in our study are listed in Table 3. The author publishing the most papers is Lionel Briand, with 12 publications, focussed on applying DBT in model-based testing, and Simulink models in particular (see Section 6.1.3, p.30; and Section 6.4.2, p.39).

Ranked second in the list with eight papers each are Francisco Gomes de Oliveria Neto and Hadi Hemmati. Francisco Gomes de Oliveira Neto has mainly used DBT approaches to solve the problem of test case selection, discussed in Section 6.4.2 (p.39), while Hadi Hemmati has a research interest in automated software testing and applying diversity in test case prioritisation and model-based testing (discussed in Section 6.2, p.33; and Section 6.4.2, p.39).

Ranked fourth is Robert Feldt, who has applied his work in Search-Based Software Testing to diversity, with seven papers. This work is discussed in Section 6.1 (p.27). He also proposed a similarity metric named “Test Set Diameter” (TSDm) that can be applied to measure diversity of the whole test suite (discussed in Section 5.1, p.15).

Finally, a number of authors are ranked fifth in the list, with five papers each. They are Antonia Bertolino, Zhenyu Chen, David Clark, Shiva Nejati, and Paolo Tonella who have worked on a handful of topics in DBT including test case prioritisation (discussed in Section 6.2, p.33), test report prioritisation (discussed in Section 5.15, p.24), test data generation using output diversity (discussed in Section 5.3, p.17), testing cyber-physical systems (discussed in Section 6.1.3, p.30), and web testing (discussed in Section 6.1.5, p.31), respectively.

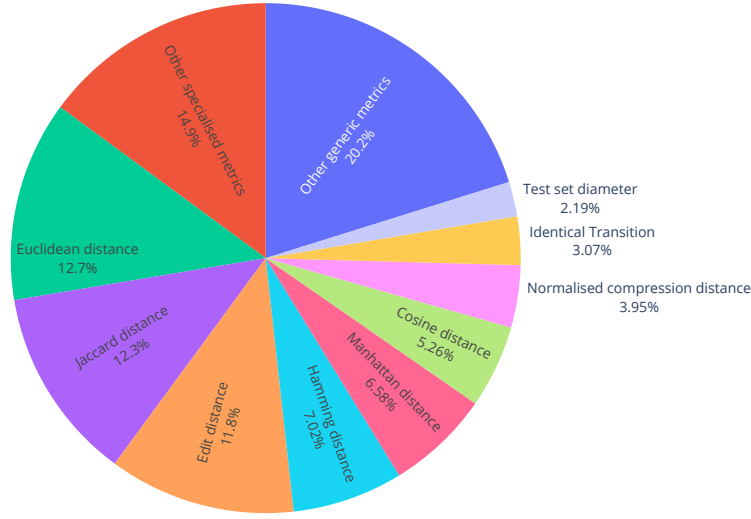


Figure 3: Distribution of similarity metrics used in DBT techniques.

Conclusions — RQ1: ORIGINS, TRENDS, AND PROMINENT PAPERS

The first paper on DBT techniques in our collected results was published in 2005, and the number of publications has a strong upward trend year on year since then. The venue featuring the most papers to date (12) is the Transactions on Software Engineering (TSE) journal with the International Conference on Software Testing, Verification and Validation (ICST) and the International Conference on Automated Software Engineering (ASE) appearing next, with 10 papers each. The paper with the most citations (254) is that of Yoo et al. [36] on clustering test cases for test case prioritisation, published in 2009. The papers with the highest mean number of citations per year are by Henard et al. [33], on diversity for configurations of software product lines for testing, published in 2014; and Hemmati et al. [29] on test case selection for model-based tests, published in 2013. Finally, the most prolific author in the field is Lionel Briand, having published 12 papers on the topic of DBT.

4 RQ2: SIMILARITY METRICS

What similarity metrics have been used in the literature? Which ones have been used the most, and why?

All studies that apply diversity in their approaches use some metric to measure the level of similarity or diversity. The similarity can be calculated for inputs, outputs, or any other testing artefacts. One such artefact can be the test scripts or test cases themselves. It is simple to calculate the distance between any two strings, but for multiple strings, usually, researchers concatenate each set of strings into a single string, and then the two concatenated strings can be compared directly.

There are many similarity metrics used in the literature, and we found 70 metrics in the collected papers. Some of these metrics are well-known, like Euclidean distance, Hamming distance, and so on, while others are more specific to certain types of subject domains or new metrics.

We categorized the similarity metrics into two groups. The first group consists of the generic similarity metrics that originated from other fields. The second group are specialised metrics in Software Engineering to measure similarity based on information acquired from software programs, or metrics proposed to solve a Software Engineering problem. Figure 3 shows the distribution of similarity metrics used in DBT papers.

Table 4 presents the generic similarity metrics, while Table 5 lists the specialised similarity metrics in software engineering. For both tables, records are ordered by usage popularity in the literature and then by alphabetical order. For each similarity metric, we provide a citation for more details about the metric, a short description, how many papers used that metric, and all papers using the metric in our collection. As shown in Figure 3, 80.2% of the DBT papers used generic similarity metrics, while only 19.8% used specialised metrics. The largest portion is the “other generic metrics”, which makes up 20.2%, but it contains 32 generic metrics. These metrics are coded G8 to G40 in Table 4.

The second-largest portion in the pie chart is the “other specialised metrics” which contains 28 specialised metrics coded S3 to S30 in Table 5.

The three most popular similarity metrics are Euclidean distance, Jaccard distance, and Edit distance used in 29, 28, and 27 papers, respectively. Numeric programs are used by many researchers to evaluate their techniques and Euclidean distance is a natural choice for such programs. Also, Jaccard distance is widely used when the testing artefacts can be represented as sets, with an example being software product lines in which a product can be seen as being a set of features. Furthermore, if inputs are strings then one might use Edit distance.

Table 4: A list of the generic similarity metrics with a citation of the source, a brief description, the number of papers using them, and citation these papers.

ID	Metric & Source	Description	Total	Papers
G1	Euclidean distance [93]	<p>The square root of the sum of the squared differences between the vectors X and Y. The formula is:</p> $Euc(X, Y) = \sqrt{\sum_{i=1}^n (x_i - y_i)^2}$	29	[94, 21, 95, 5, 6, 96, 97, 37, 98, 38, 39, 99, 85, 100, 101, 53, 102, 34, 103, 14, 15, 16, 104, 105, 75, 9, 106, 18, 107]
G2	Jaccard distance [108]	<p>The ratio of intersection over union between two sets A and B of values. The formula is:</p> $Jac(A, B) = 1 - \frac{ A \cap B }{ A \cup B } = 1 - \frac{ A \cap B }{ A + B - A \cap B }$ <p>Sometimes expressed, (e.g. [18]) as:</p> $Jac(A, B) = \frac{A.B}{A.B + \omega(\ A\ ^2 + \ B\ ^2 - 2(A.B))}$ <p>with $\omega = 1$.</p>	28	[30, 25, 98, 38, 55, 109, 100, 110, 27, 74, 32, 33, 76, 77, 111, 112, 113, 83, 35, 41, 47, 114, 18, 115, 19, 20, 116, 117]
G3	Edit distance [118]	The minimum number of edits (<i>insertions, deletions or substitutions</i>) required to change one string into the other. It takes into consideration that parts of the strings can be similar even if not in corresponding places, and can work with strings of different sizes.	27	[119, 120, 48, 121, 30, 25, 98, 38, 55, 50, 122, 100, 26, 27, 28, 29, 102, 34, 123, 111, 80, 51, 9, 124, 86, 125, 126]
G4	Hamming distance [127]	The number of times when the corresponding characters in two strings are different. Some (e.g. [128]) refer to this as “Overlap” distance.	16	[31, 40, 98, 38, 88, 27, 128, 102, 34, 80, 51, 9, 129, 130, 131, 36]
G5	Manhattan distance [132]	<p>The sum of the absolute differences between two vectors X and Y. The formula is:</p> $Man(X, Y) = \sum_{i=1}^n x_i - y_i $	15	[121, 40, 46, 133, 100, 110, 53, 102, 34, 76, 77, 103, 104, 75, 9]
G6	Cosine similarity [134]	<p>The cosine of the angle of two vectors X and Y. The formula is:</p> $Cosine(X, Y) = \frac{\sum_{i=1}^n x_i \times y_i}{\sqrt{\sum_{i=1}^n x_i^2} \times \sqrt{\sum_{i=1}^n y_i^2}}$	12	[135, 136, 98, 38, 137, 103, 138, 139, 9, 140, 114, 18]

G7	Normalised compression distance [141]	An approximation of the Kolmogorov complexity using real-world compressors.	9	[44, 55, 78, 79, 52, 7, 100, 110, 75]
G8	Tree edit distance [142]	The minimum number of edit operations required to change one tree into the other.	4	[112, 113, 8, 10]
G9	Locality-sensitive hashing [143]	A technique that maps similar strings or inputs to the same hash code with high probability to get a fast estimation of the dissimilarity between two subjects.	3	[110, 35, 9]
G10	Crowding distance [144]	A measure of how far a chromosome or an individual is from the rest of the population.	2	[73, 145]
G11	Geometric diversity [146]	The measurement of feature similarity between two feature vectors given an input sample.	2	[44, 147]
G12	Gower-Legendre distance [148]	A variant of the Jaccard Index (G2) where the weight ω is $1/2$.	2	[80, 18]
G13	Isolated subTree distance [149]	A variation of tree edit distance (G8), where disjoint subtrees are mapped to similar disjoint subtrees of another set.	2	[8, 10]
G14	Jaro-Winkler distance [150]	A variation of the Jaro distance (G23) that adds more weight in strings starting with the exact match characters.	2	[31, 25]
G15	L2-test [151]	The distance between a uniform distribution and a sampled distribution by checking if the sampled distribution is ϵ -far from uniformity.	2	[90, 91]
G16	Mahalanobis distance [152]	The distance between a point and a distribution.	2	[104, 75]
G17	Needleman-Wunsch distance [153]	Originally used in bioinformatics to align protein or nucleotide sequences, and can be used to identify similarities between two test cases by encoding them.	2	[27, 74]
G18	Canberra distance [154]	A weighted version of the Manhattan distance (G5), in which each term in the sum is normalised.	1	[104]
G19	Chebyshev distance [155]	The greatest difference between two points in two vectors along any coordinate dimension.	1	[104]
G20	Fractional distance [156]	A variation of the Euclidean distance (G1) to deal with multi-dimensional space.	1	[81]
G21	Hellinger distance [157]	The difference between two distributions with Hellinger integral [158].	1	[159]
G22	Hill-numbers [160]	A measure originally used in ecology that considers both species richness and species abundances in a sample.	1	[161]
G23	Jaro distance [162]	The number of matching characters and the number of transpositions (i.e. matching characters but not in order) between two strings.	1	[25]
G24	Jeffrey divergence [163]	A derived distribution from the Kullback-Leibler Divergence (G27) that is symmetric and more robust to noises.	1	[104]
G25	Jensen-Shannon distance [164]	An improved version of Kullback-Leibler Divergence (G27) to measure the similarity of two probability distributions. The metric is symmetric and always has a finite value.	1	[159]
G26	Kronecker delta [165]	A discrete function of two variables that is one if they are equal, 0 otherwise.	1	[166]
G27	Kullback-Leibler divergence [167]	The expected value of the logarithmic difference between two probability distributions, but it is not symmetric.	1	[159]

G28	Mean-square-error [168]	The average squared difference between the values predicted from a model and the actual values.	1	[45]
G29	Modified trigonometric distance [169]	A modified version of the trigonometric distance (G38) with a greater degree of accuracy for points of larger magnitude of values.	1	[104]
G30	N-gram models [170]	A contiguous sequence of n items from a given sample of text or speech.	1	[171]
G31	Proportional distance [172]	The sum of squares of the difference between two vectors over the difference between the maximum and minimum values.	1	[18]
G32	Singular value decomposition [173]	An estimate of where the evolution is going in search-based approaches, by monitoring the movements of individuals across different generations.	1	[92]
G33	Smith-Waterman distance [174]	The alignment of local sequences for determining similar regions between two strings of nucleic acid sequences or protein sequences.	1	[27]
G34	Sokal-Sneath distance [175]	A variant of the Jaccard Index (G2) where the weight ω is 2.	1	[18]
G35	Statistic value X^2 [176]	A distance function that emphasizes large absolute difference existing between the feature values.	1	[104]
G36	String-Kernels [177]	The inner product between two strings by counting the occurrences of common substrings in the two strings.	1	[18]
G37	Sellers algorithm [178]	A variation of the edit distance (G3) to find a sub-string in another string with at most k edit operations.	1	[25]
G38	Trigonometric distance [169]	A normalised distance between two points used in image matching. The distance between two vectors X and Y is $\sum_{i=1}^n \sin(\arctan x_i - y_i)$	1	[104]
G39	Wasserstein distance [179]	The difference between two frequency distributions over a region, which is also known as the earth mover's distance.	1	[159]
G40	Word mover's distance [180]	The minimum amount of distance that the embedded words of one document need to be moved to reach the embedded words of another document.	1	[114]

Table 5: A list of the specialised Software Engineering similarity metrics.

ID	Metric & Source	Description	Total	Papers
S1	Identical transition distance [23]	The number of identical transitions between two finite state machines divided by the average length of paths.	7	[23, 24, 56, 26, 27, 28, 29]
S2	Test set diameter (TSDm) [7]	An extension of the pairwise normalised compression distance (G7) to multisets.	5	[7, 110, 101, 8, 10]
S3	Approach level [181]	The number of mismatched branch predicates to reach the target branch.	3	[182, 183, 184]
S4	Identical state distance [26]	The number of identical states between two paths of finite state machines divided by their average number of states.	3	[26, 28, 29]
S5	Trigger-based distance [26]	An extension of identical transition similarity (S1) to account for triggers in the transitions.	3	[26, 28, 29]

S6	Average population diameter [185]	The average distance between all vectors in a population, where the distance between two vectors is the difference of their lengths.	2	[185, 186]
S7	Distinguishing mutation adequacy [187]	An assessment of the diversity of mutants' behaviour based on the mutants' killing information.	2	[187, 188]
S8	Extended subTree distance [8]	A variation of isolated subtree distance (G12) with different mapping conditions.	2	[8, 10]
S9	Path distance [189]	The size of the intersection between the two paths of multisets of trees.	2	[8, 10]
S10	[GUI] State similarity [190]	The difference between the values of two GUI states using the widgets of the GUI.	2	[190, 191]
S11	[Graph model diversity] Symmetric distance [138]	The difference between two models in a domain-specific language, where it is calculated as the number of "shapes" contained exclusively in one of the models but not both.	2	[138, 139]
S12	Test diversity [192]	A hybrid measure calculating the difference between two test cases in terms of branches covered, variation of the data inputs, and standard deviation between conditions covered.	2	[192, 49]
S13	Text uniqueness [11]	Text matching between two strings, where a string is unique if no other string matches it.	2	[11, 12]
S14	Achieved coverage of pools [193]	The number of items selected from a pool of values for a program's variables over the time spent using that pool of values.	1	[193]
S15	Accuracy-based performance measure [194]	The proportion of correctly predicted test inputs to all the test inputs for a DNN.	1	[194]
S16	[Test behavioural similarity] Accuracy (acc) [195]	The percentage of tests that fail or pass together, calculated as the number of correct predictions divided by the total number of predictions in a confusion matrix.	1	[78]
S17	Average cyclomatic complexity per method (ACCM) [196]	Cyclomatic complexity is the number of independent paths in a program or method. ACCM is calculated by computing the number of independent paths within each method and then taking the sum, over all methods, of these values.	1	[197]
S18	Basic counting [51]	The overlapping occurrences of method calls between two failing sequences of method calls extracted from execution traces of tests.	1	[51]
S19	Code complexity (cm) [21]	Consists of three types of information (Lines of code, Nested Block Depth, and Cyclomatic Complexity) derived from the source code to measure similarity.	1	[21]
S20	[GUI similarity] $CONTeSSi(n)$ [136]	The differences of the frequencies between the past n executed events of one test suite to another test suite.	1	[136]
S21	Distance entropy [42]	The distribution of tests in a set represented in a graph using the minimum weight set (i.e. the set of vertices or edges in a weighted graph that collectively has the smallest sum of weights).	1	[42]
S22	Enhanced Jaro-Winkler [31]	A hybrid metric between Jaro-Winkler (G14) and Hamming Distance (G4) that considers the deselected features from Hamming distance combined into the Jaro distance equation.	1	[31]
S23	Graph edit distance [198]	The minimum number of edit operations required to make two graphs identical.	1	[47]

S24	Matthew’s correlation coefficient (<i>MCC</i>) [199]	A more accurate measure of tests behavioural similarity than accuracy (<i>S16</i>) that accounts for both true positives and true negatives.	1	[78]
S25	Probabilistic type tree [82]	A tree structure to represent a probability distribution over the types.	1	[82]
S26	Response for class (<i>RFC</i>) [196]	The sum of the number of methods inside the class and the number of external methods used by the class.	1	[197]
S27	Syntax-tree similarity [22]	The structural similarity between two sentences represented as “syntax trees” by comparing the tree topologies, node positions, and the types of grammatical relationships.	1	[22]
S28	Traces [175]	The difference between two execution paths, that takes into account the branches covered and the number of times these branches were covered.	1	[200]
S29	Weighted distance function [17]	The number of statements covered by one test case but not the other, and the difference of the execution times between the two test cases.	1	[17]
S30	Extensible access control markup language (<i>XACML</i>) Similarity [84]	The distance between the requests attributes’ values of two <i>XACML</i> test cases and the difference between their policies.	1	[84]

Conclusions — RQ2: SIMILARITY METRICS

Many similarity metrics were used in the literature, and we found 70 metrics in this study. The most used similarity metrics in the literature are generic metrics, where the most popular similarity metrics were Euclidean distance, Jaccard distance and Edit distance were found in 29, 28 and 27 papers, respectively. The survey results are **not indicative** of which metric would be best to use, as different factors can affect this choice such as the nature of the data. As will be shown in Section 5 and Section 6, there is no clear indication of which metric performs the best, as different authors reported different results based on their empirical studies and the similarity metrics used in their studies.

5 RQ3: ARTEFACTS

What artefacts have been used (e.g., test inputs, software requirements, abstract models) as the basis for applying similarity metrics to generate diverse test suites?

Different software artefacts have been used as a basis for DBT techniques. Some of these artefacts include the input domain, output domain, etc. We discuss how these artefacts were used in the DBT techniques.

Table 6 presents a list of the diversity artefacts used, with a short description, the total number of papers using them, and citations of all these papers. The most used diversity artefacts are test scripts and inputs, while test report diversity, social diversity, function, and running time diversity were used in one study each. Figure 4 shows the distribution of testing artefacts used in DBT papers. Papers that use test scripts or inputs as diversity artefacts constitute 33.1% of the total DBT papers in our study. Also, DBT papers that use a hybrid of diversity artefacts form 7.4% of the collected papers.

Table 6: A list of the testing artefacts used as a basis for DBT techniques.

Rank/Artefact	Description	Total	Papers
---------------	-------------	-------	--------

1	Test Script	Information from the actual text of the test cases which may include for example setup, inputs, and assertions.	27	[135, 84, 201, 97, 133, 37, 98, 38, 39, 202, 85, 110, 101, 67, 203, 74, 53, 128, 102, 34, 35, 80, 41, 75, 42, 47, 204]
2	Input	Data provided to the software, which can be numbers, strings, objects, or images.	22	[119, 121, 5, 6, 96, 87, 205, 7, 112, 113, 90, 91, 45, 51, 105, 82, 200, 8, 9, 10, 126, 193]
3	Hybrid	Approaches that use a combination of different artefacts as targets for applying diversity.	11	[206, 94, 95, 48, 52, 76, 77, 123, 49, 192, 207]
=4	Population	In search-based software testing, the collection of individuals or solutions represents the population.	9	[182, 92, 81, 73, 145, 185, 186, 124, 66]
=4	Execution	The actual runtime execution path of the software under test after running the test cases.	9	[40, 50, 100, 197, 86, 159, 36, 116, 117]
=4	Transitions	The edge connecting a source state to a target state. In model-based testing, two transitions are said to be similar if they both have the same source and target states, and trigger.	9	[120, 23, 24, 25, 56, 26, 27, 28, 29]
=7	Coverage	Information about statement or branch coverage achieved from running the test cases.	8	[17, 55, 103, 18, 19, 20, 107, 194]
=7	Feature	The specific functionalities, capabilities, or characteristics that a software product or application offers to its users.	8	[31, 44, 46, 99, 32, 147, 89, 104]
9	Output	The results produced by the software under test from running the test cases.	7	[11, 12, 13, 79, 14, 15, 16]
10	GUI	The visual components and their properties' values that represent the interface of the software.	5	[190, 191, 171, 111, 43]
=11	Trigger	A specific event or condition that causes the system to move from one state to another. In model-based testing, trigger similarity does not require the source and target states to be identical, unlike transition similarity.	4	[26, 27, 28, 29]
=11	Semantic	Statements that have different wordings but carry similar meanings are said to be <i>semantically</i> similar.	4	[208, 30, 137, 125]
=13	Models	Graph models represent and analyze relationships between variables in a system, where the nodes of the graph are the variables and the edges are the relationships or dependencies.	3	[166, 138, 139]
=13	Path	The possible flow of control and data within a program without executing it.	3	[183, 184, 131]
=13	Context	Data from software and environment to guide the responses and actions of the system.	3	[136, 129, 130]
=13	Test Steps	A test step corresponds to some manual action and consists of a stimulus and an expected reaction.	3	[122, 209, 114]
=13	Software product line configuration	A combination of specific features or components from a software product line to create a customized software product.	3	[109, 33, 115]
=18	Mutant	Small variations introduced to a software program using mutation operators that represent faults in the software.	2	[187, 188]
=18	Requirements	The system specifications and requirements, where test cases linked to requirements are specified through traceability matrix.	2	[21, 22]

=18	Behavioural	Tests that differ in their outcome (i.e. when one test pass, another fail e.g. [78]), or inputs that cover branches evenly (e.g. [161]).	2	[78, 161]
=21	Test Report	Reports written in natural language and contain screenshots that show the results of tests.	1	[88]
=21	Social	Coverage data collected from similar users who utilise a web service.	1	[83]
=21	Function	A process to perform a certain functionality given some inputs and possibly producing an output.	1	[140]
=21	Running Time	The runtime execution of test cases.	1	[106]

5.1 Input

Input diversity measures use the distances between the test data to calculate a diversity value for test sets. Inputs can be program inputs, or arguments passed to methods. The inputs can be numbers, strings, or complex objects like tree-structured data. Several authors used input diversity to guide the testing process [5, 6, 9, 121, 193, 119, 48].

Input diversity is used in search-based software testing techniques to guide the search process. Bueno et al. [5, 6] used Euclidean distance as a measure that characterizes the diversity of a test set. The diversity of test set T composed of m test data is:

$$Div(T) = \sum_{i=1}^m \sum_{j=1(j \neq i)}^m \min(D(t_i, t_j)) \quad (1)$$

where $\min(D(t_i, t_j))$ is the nearest test data j to i , and the diversity-value of a test set T is the sum of distances between each test data in the set and its nearest neighbour. Boussaa et al. [121] used the novelty score algorithm and suggested the use of diversity between methods' arguments of the individuals of a population. The Novelty metric measures the distance between test suites in the population. They used Manhattan distance for primitive types, and Levenshtein distance for string data types. The distance between two test suites t_1 and t_2 is:

$$distance(t_1, t_2) = \sum_{i=1}^m \sum_{j=1}^p |t_1(M_i, P_j) - t_2(M_i, P_j)| \quad (2)$$

where m is the number of methods in the test suite, and p is the number of parameters in a method. The Novelty metric for a solution (S) is given by:

$$NM(S) = \frac{1}{k} \sum_{i=1}^k distance(S, \mu_i) \quad (3)$$

where μ_i is the i^{th} nearest neighbour of the S in the population, and k is set to 20.

There has also been work that has used diversity metrics for strings. Shahbazi and Miller [9] used string inputs as a basis for diversity and used six different string distance functions, which are Levenshtein distance, Hamming distance, Manhattan distance, Cartesian Distance, Cosine Distance, and Locality-Sensitive Hashing (LSH). The experiments showed that the Levenshtein distance was the best in terms of fault-detection, followed by Hamming distance and then Cosine distance. In terms of efficiency with respect to string size, the runtime of Hamming, Manhattan, and Euclidean are linear and much better than Levenshtein or LSH. However, in terms of efficiency with respect to different test sizes, LSH has a lower runtime with test set size larger than 30 and comparable runtime with test sizes lower than 30. Also, the more the test size increases, the runtime of LSH gets better than other metrics. In another study, that deals with numeric and string inputs, Yatoh et al. [193] extended Randoop and used multiple pools simultaneously rather than a single pool to increase input diversity. With different pools, three basic operations occur throughout the process. The basic operations are selecting a pool to use, adding new pools, and deleting pools. The direction of the search is determined by the selected pool, which is based on a scoring function. The score function is based on the achieved coverage of the pool divided by the time consumed by that pool. Adding new pools with scores of ∞ strengthens the search by introducing new content. Deleting old pools gives more time budget to the remaining pools when the number of pools exceeds a threshold. The pool selected for deletion is based again on the coverage of the pool and time spent.

For some DL systems, images of the dataset are considered input to the DNN. Mosin et al. [45] used input diversity (i.e. diversity between images) for a similarity-based test input prioritisation approach. The similarity between inputs (images) is calculated using the root mean square error. In their empirical study, they reported that similarity-based approach significantly outperformed white-box and data-box approaches. However, in terms of APFD, the similarity-based approach was less effective than white-box, and had a similar effectiveness to data-box approach.

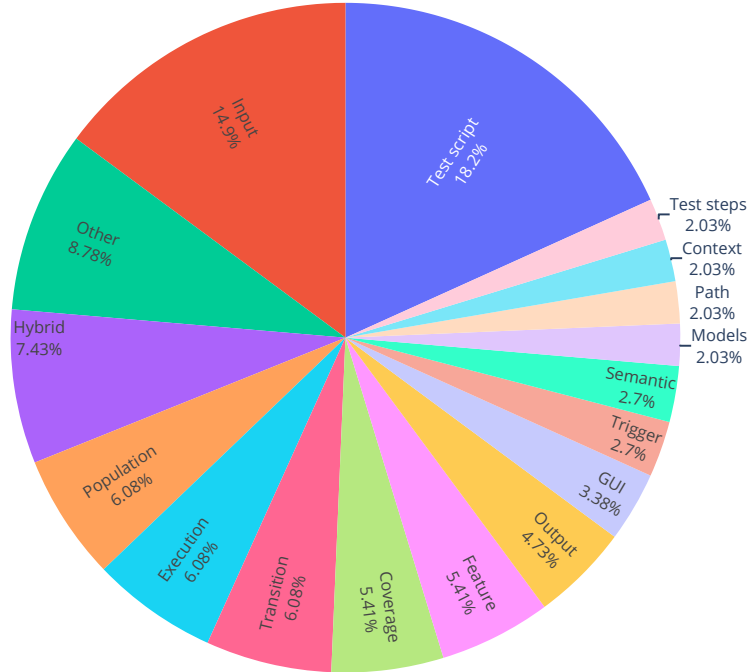


Figure 4: Distribution of testing artefacts used in DBT techniques.

A new similarity metric was proposed by Feldt et al. [7], which used input diversity to evaluate the proposed approach. They proposed a metric to calculate the diversity of sets of test cases considered as a whole, rather than a metric just to calculate the diversity between a pair of test inputs, outputs, or traces. They called it “test set diameter” (TSDm), and it extends the pairwise normalised compression distance to multisets. The term “multiset” is used rather than set because the same string might occur more than once in the collection. However, this metric requires a higher computational cost to calculate compared to other similarity metrics.

Input diversity is used in fuzz testing to control the large number of tests generated [105], to generate inputs that exercise different traces [200], or to create a diverse set of tests [91]. Also, input diversity was employed for multiple dispatch languages. Poulding and Feldt [82] proposed use of diverse test inputs in terms of values and types.

5.1.1 Tree structured data

Tree-structured data are used in many systems like HTML and XML. Therefore, there is a need to have a similarity distance function for such data structures. Shahbazi and Miller [8] proposed a similarity metric for trees and named it *Extended Subtree* (EST). EST uses the edit base distance and generalizes it using new rules for subtree mapping. They made an empirical study on three real data sets and one synthetic data set, and found that the proposed similarity distance function was better than other distance functions in terms of runtime, accuracy (the number of correctly clustered/classified trees over the total number of trees), and Weighted Average of F-measures (measured in terms of recall and precision). In a later study, Shahbazi et al. [10] proposed a black-box test case generation technique of tree-structured programs (e.g. XML parsers or web browsers) based on the diversity of a tree test set, where each test case is a tree. The proposed approach used a Multi-objective genetic algorithm (MOGA) using a diversity-based fitness function and tree size as objectives. The diversity-based fitness function is:

$$F_D = \sum_{i=1}^n dist(t_i, \beta(t_i)) \quad (4)$$

where n is the test set size, t_i is the i -th test case in the test set, β is the nearest test case to t_i , and $dist(t_i, \beta(t_i))$ is the distance function. They used six tree distance functions in their experiments: Tree edit distance (TED), Isolated subtree (IST) distance, Multisets distance, Path distance, and Extended subtree (EST) distance. EST was reported to outperform the other distance functions.

Similarly, in another study, Shimmi and Rahimi [126] used the similarity of tree-structured data to generate test cases for Java applications. The source code is transformed into an XML structured format using a tool called srcML⁶, then used another tool called Triang⁷ to generate a meta-model of XML Schema Definition (XSD). A group of methods with the same exact XSD structure are similar to each other. The approach would recommend test cases of such similar methods to be adapted by the developers to cope with the changes in the software. They used the Levenshtein distance between the test case recommended and the developer's changes to estimate the effort for adapting the generated test cases. The evaluation showed that only 11% distance between the generated test cases and those written by developers, which suggests low efforts are spent to make the required changes.

5.2 Test Script

Many studies applied DBT techniques using the test script as a target for measuring the diversity. This is achieved by considering the actual text of the test cases and measuring similarities between them. Mainly, many of these papers which use test script diversity perform test case prioritisation [102, 34, 53, 135, 35, 85, 128, 97, 84, 133, 110, 101] or test suite reduction [98, 38, 39, 37]. Since the test suite already exists, and the target is to reorder them or minimise the test suite, it is intuitive to use the actual text of the test cases. Ledru et al. [102, 34] suggested the use of string distances on the text of test cases. They considered the use of four distance metrics, which are Euclidean distance, Manhattan distance, Levenshtein or Edit distance, and Hamming distance. They reported that Manhattan distance was the best choice for the similarity metric for test case prioritisation. Hemmati et al. [53] implemented the same algorithm used in [34], using the Euclidean and Manhattan distances, to work on manual black-box system testing. Rogstad et al. [75] utilised test script diversity for test case selection in large-scale database applications. They used four similarity metrics in the study: Euclidean distance, Manhattan distance, Mahalanobis distance, and normalised compression distance. Burdek et al. [201] proposed a white-box test suite generation approach for software product lines based on the reuse of reachability information by means of similarity among test cases. Mondal et al. [80] used a few similarity measures in diversity-based test case selection, such as Hamming distance, Levenshtein distance, and Dice diversity formula.

The concept of program diversity was used by Tang et al. [47], where the distance between two test Programs P_1 and P_2 is:

$$Dist(P_1, P_2) = GED(G_1, G_2) + d(P_1, P_2) \quad (5)$$

where G_1 and G_2 are the control flow graphs of the test programs, GED is the graph edit distance, and $d(P_1, P_2)$ is the Jaccard distance between the statements of the test programs. The calculations of GED and $d(P_1, P_2)$ are given in [47].

Miranda et al. [35] used the string representations of the test cases for similarity-based black-box prioritisation, and used Jaccard distance to measure the similarity between two test cases. While Cruciani et al. [39] applied test script diversity for test suite reduction. They modelled each test case as a point in some D-dimensional space, and used Euclidean distance to select evenly spaced test cases. Shi et al. [42] represented the test cases as nodes in a complete graph where the weights of the edges are the distance between each pair of nodes.

5.3 Output

Output diversity or uniqueness is a black-box technique that minimises similarities between produced outputs. The key idea is that two test cases that produce different kinds of output have a higher probability of executing two different paths. Outputs derived from complete or partial execution of the program capture semantic information, which potentially makes output diversity more effective in discovering more faults. Alshahwan and Harman [11, 12] proposed the use of output diversity for web application testing aiming to minimise similarities between produced outputs. Output uniqueness can be measured by calculating the difference between a new page and the previously visited pages in terms of one or more of the web page components, which can be the appearance and structure of the web page or the content (i.e. the textual data that the user can view). In their empirical evaluation, they reported a strong correlation between output uniqueness and structural coverage, a strong correlation to fault-finding, and found many faults that white-box techniques left undetected. In another study, Benito et al. [13] utilised output diversity for unit test data generation. However, they repurposed the XORSample⁸ algorithm from sampling input diversity to sampling output diversity. The output domain is randomly partitioned into cells of equal size and randomly selects one cell. Then an input is selected that is able to produce an output in the selected cell, which in turn that input is the new test case.

Also, output diversity is used in Model-based testing in general and in Simluink models in particular. Matinnejad et al. [14] proposed an algorithm for test case selection of state flow models based on output diversity. The output-diversity algorithm aims to build a new test suite from the original test suite by maximising the output signal diversity

⁶<https://www.srcml.org/#home>

⁷<https://relaxng.org/jclark/trang.html>

using the Euclidean distance to measure the diversity between two output signals. A signal sg is defined as a function $sg : \{0, \Delta t, 2.\Delta t, \dots, k.\Delta t\} \rightarrow R_{sg}$, where Δt is the simulation step, k is the number of steps, and R_{sg} is the signal range. Each signal is represented in a vector, and the Euclidean distance between two vectors is the similarity measure between the two of them. They made a comparison between the proposed output-based diversity and traditional coverage-based and input-based diversity approaches. They reported that output-based diversity selection was better than other approaches in revealing faults. In a later study, Matinnejad et al. [15] proposed a new *feature-based* diversity measure. The feature of an output signal is a distinguishing shape in the signal, and a set of these features is stored in a feature vector. The Euclidean distance calculates the diversity between two feature vectors of two output signals. Test data generation using feature-based diversity detected more faults than vector-based diversity. Later, Matinnejad et al. [16] used normalised Euclidean distance to calculate the diversity between output signals in terms of vector-based and feature-based diversity.

Furthermore, output diversity is used in the automatic detection of boundaries. Dobsław et al. [79] discussed Boundary Value Analysis (BVA) and proposed an algorithm for automatic detection of boundaries using distance functions for detection, especially when the specifications are incomplete or vague. Also, they proposed a Boundary Value Exploration (BVE) technique that utilise the software visualization to explore the behaviour of the SUT and identify its boundaries. The idea behind boundary detection is to use the output diversity. Given two inputs x_1 and x_2 for a program P , running the P with x_1 and x_2 will produce two outputs o_1 and o_2 . The program derivative is $\frac{d_{output}(o_1, o_2)}{d_{input}(x_1, x_2)}$, where d is the normalised compression distance and high-value derivatives indicate boundaries. Dobsław et al. used a component for handling dates in the Julia programming language as a case study and were able to automatically detect boundary behaviour.

5.4 Requirements

Test cases can be linked to requirements through a traceability matrix and some researchers investigated using software requirements as the target of diversity. Arafeen et al. [21] used requirements' diversity by using k -means clustering [210] algorithm, which uses Euclidean distance, to cluster the requirements, and using requirements-test cases traceability matrix, they linked the test cases with each cluster. They used the code complexity metric (cm) (explained in Table 5) to prioritise the test case in each cluster. Masuda et al. [22] proposed a syntax-tree similarity method based on natural language processing for test-case drivability in software requirements. They pre-process the requirements to select test-case derivable sentences using the syntax-tree similarity technique, then calculate the similarity between each sentence in the requirements and test-case-derivable sentences. Based on the selected requirements, conditions and actions are derived. They evaluated the method using three types of requirements written in different styles, and found an increase of 16% in the accuracy of the derived conditions and actions, from a similar method based on the tree Kernel technique.

5.5 Program Internal Information

Internal information about the structure of the software can be used as a diversity artefact, such as code, branches, or paths. An interesting idea is to make use of the similarity of a tested program to new ones. Pizzoleto et al. [197] introduced a framework to reduce the cost of testing a program using mutation testing. The basic idea is that given a new program p similar to a group of tested programs G , apply the same cost reduction strategy from G on p . Pizzoleto et al. [197] used syntactic similarity to determine program similarities and to identify which program group is closest to a new program. The similarity metrics used were ACCM (Average of Cyclomatic Complexity per Method) and RFC (Response for Class). Guarnieri et al. [100] implemented the framework, experimented with 20 possible configurations and used Euclidean distance, Manhattan distance, Expectation Maximisation (EM) algorithm, Levenshtein distance, Jaccard Index, normalised compression distance, and a plagiarism detection tool called JPlag. Guarnieri et al. evaluated the framework on 35 small Java programs and were able to predict the most effective mutation operators for untested classes.

5.5.1 Coverage

Code coverage can be the target for diversity. Coviello et al. [38] proposed a clustering-based approach for test suite reduction based on their statement coverage. They used Euclidean distance, Hamming distance, cosine similarity, Jaccard distance, Levenshtein distance, and string Kernels-based dissimilarity to measure the similarity between test cases. Later, Coviello et al. [98] made an experimental study using many test suite reduction approaches where one of the approaches is based on the coverage similarity between test cases. They used the same six similarity metrics to cluster all similar test cases into one group, and then select the test case covering the largest amount of test requirements. Zhang and Xie [20] conducted an empirical study for testing deep learning systems, where one of the diversities

measured is the diversity in Neuron Coverage (i.e. the number of activated neurons). Mahdiah et al. [103] used coverage information of test cases as a basis for grouping test cases together in clusters for test case prioritisation. The similarity between test cases is calculated using the Euclidean distance, Manhattan distance, and Cosine similarity of the coverage information of each test case. The empirical evaluation made on five projects from the Defects4J dataset reported that the Euclidean distance performed better than Manhattan and Cosine in terms of average first fail detected.

5.5.2 Path

A program path is the possible flow of control and data within a program without executing it. The analysis is typically based on examining the program's source code, without considering actual runtime behaviour or specific input values. Xie et al. [131] proposed three algorithms for calculating the similarity between the test path and the target path for path-oriented testing. The first algorithm is based on path matching, where it finds a sub-string of the execution track that matches the longest prefix of the target path uninterrupted and returns the length of the matching prefix as the similarity value. The second algorithm is based on node sequence matching, where it needs to cover the statements in the target in order without regard to interruption. The length of the longest prefix in the target path covering the statements is the similarity value. The third algorithm is based on the scatter graph method, where the statements of the target path and execution track must match at the same positions. This is very close to the concept of Hamming distance, where the similarity value is the number of matching statements between the two paths. Panchapakesan et al. [184] used path diversity combining evolutionary strategy with evolutionary algorithm. The control flow graph (CFG) of the software under test is given, and the similarity between two paths p_1 and p_2 are calculated from the CFG using the following similarity function:

$$s(p_1, p_2) = \frac{k - 1}{\max(|p_1|, |p_2|)} \quad (6)$$

where k is the largest common substring such that $1 \leq k \leq \max(|p_1|, |p_2|)$. Another fitness function used is the average relative similarity defined as:

$$s_R(p_1, p_2) = \frac{s(p_1, p_2)}{\sum_{k=0}^{|PATHS|} s(p_1, p_2) + s(p_1, p_2)} \quad (7)$$

Cai et al. [183] used path diversity to guide a search-based algorithm. The path similarity is determined by the approach level (AL) value. The smaller the AL value, the more similar two paths can be. The AL value between two paths is the number of mismatched branch predicates between them.

5.6 Execution

An execution path refers to a specific sequence of statements or instructions that are executed during the runtime of a program. It represents the flow of control within a program, outlining the order in which statements are executed, branches are taken, and conditions are evaluated. Yoo et al. [36] used test execution diversity for test case prioritisation by clustering test cases. The clustering is performed based on the similarity of the execution traces of test cases. Each test case execution generates a string of binary bits, where each bit represents a line in the software under test, with a value of one if the corresponding statement has been executed or zero if it was not executed. Then, the distance between two traces of execution is calculated using the Hamming distance. Wu et al. [86, 50] aimed to use test execution diversity in similarity-based test case prioritisation techniques. An execution profile is defined as the ordered sequence of program elements sorted based on the execution count. They used Levenshtein distance as a similarity metric to measure the similarity between two ordered execution sequences.

Another way of utilising execution diversity is in metamorphic testing. Cao et al. [40] investigated the relation between the fault-finding capabilities of metamorphic relations (MRs) and the diversity of test case executions in the hope of identifying good MRs (i.e. MRs that can reveal faults). MRs are some expected properties of the target program. The dissimilarity of the test case executions is calculated by measuring the distance using coverage Manhattan distance (CMD), frequency Manhattan distance (FMD), and frequency Hamming distance (FHD). In order to calculate CMD, the branches are represented in a vector with values zero (uncovered) or one (covered), and then Manhattan distance is applied. Whereas in FMD and FHD, the vector representing the branches contains the number of times these branches were executed, then Manhattan or Hamming distances are applied. Their empirical study asserted the importance and significance of diversity of test case executions to effective MRs to reveal faults. Xie et al. [159] proposed a DBT prioritisation technique of Metamorphic test case Pairs (MPs) for Deep Learning (DL) software. The diversity between MPs is determined based on the execution of the internal states of DNNs using new diversity metrics suitable for DNNs. The diversity metrics used are Kullback-Leibler (KL) divergence, Jensen-Shannon (JS) divergence, Wasserstein distance (WD), and Hellinger distance (HD). The empirical evaluation showed that JS and HD were superior to other diversity metrics producing the highest NAPVD.

5.7 Semantic

Software semantics refers to the meaning and interpretation of software artefacts, such as programs, libraries, frameworks, and other software components. Semantics can be static, which refers to the rules, constraints, and specifications that govern the structure and correctness of software artefacts. Also, semantics can be dynamic, that focus on the runtime behaviour and execution of software components. Lin et al. [137] presented a natural-language approach based on semantic similarity to test web applications. The natural-language approach extracts the feature vector of the DOM elements, and then applies some transformations to represent the feature vector with multidimensional real-numbers vectors. Then each input field in the training dataset is labelled by topic. For a new DOM element, its feature vector is extracted, the same transformations are applied, and the most similar vectors in the training dataset are determined using the Cosine similarity metric. The topic of the new DOM element is inferred from the assigned labels. If the similarity of the new DOM element is less than a threshold with the top five most similar vectors, a voting process (i.e. the majority of the topics between the top five similar vectors) determines the topic. In case of multiple candidates still exist after the voting process, one topic is selected randomly. They made experiments in input topic identification using 100 real-world forms, splitting them into testing and training data, and found that using large training data, the performance is close to the rule-based approach, while the accuracy improved by 22% when integrated with their approach. Also, they performed experiments for GUI state comparison using five datasets from the industry. Their approach outperformed other approaches in three out of the five datasets.

Zhang et al. [125] argued that a path of executed statements represents the semantics of the program. Therefore, if two test inputs execute the same sequence of statements, then they are semantically equivalent, and if not, they are semantically different. Therefore, semantic diversity or test execution diversity can be used as a way to guide DBT techniques. Zhang et al. [125] suggested a new similarity metric and referred to it as *test case similarity* metric to measure the semantic similarity between test cases. It is based on the normalised edit distance between two execution paths.

Error-revealing test cases can be stored in a library to be reused in the future. Retrieval methods can be based on keywords, attributes-values, and other syntactic measures. However, these methods lack important semantic information. Cai et al. [208] suggested the use of semantic diversity as a basis for test case reuse and retrieval. Semantic similarity can be measured through semantic distance computed by four difference sets, which are super-concept difference set D_{Sup} (i.e. concept's ancestors), sub-concept difference set D_{Sub} (i.e. concept's descendants), intension difference set D_{Int} (i.e. difference between data properties) and extension difference set D_{Ent} (i.e. the difference between concept and its instance). The semantic distance is the sum of the four difference sets factored by weights.

Machine translation systems are systems that do automatic translation of text and speech from a source language to another target language, and like any other system, they must be tested properly. Usual approaches detect mistranslations by examining the textual (e.g., Levenshtein distance) or syntactic similarities between the original sentence and the translated sentence, but ignoring the semantic similarity. Cao et al. [30] proposed an automatic testing approach for machine translation systems based on semantic similarity. The sentences are transformed into regular expressions and use Levenshtein distance to calculate the semantic similarity between two regular expressions, or transformed into deterministic finite automata where Jaccard distance is used to calculate the semantic similarity between their regular languages. Also, they proposed combining the two distance metrics into a hybrid one to make use of their advantages. The proposed semantic-based similarity approach was shown to be 34.2% more accurate than other machine translation approaches.

5.8 Context

Context-aware Pervasive Software (CPS) collects and analyzes data from software and environment to guide the responses and actions of the system. Test cases for CPS consist of sequences of context values, such as $\langle location, activity \rangle$ in smartphones [130]. Context diversity measures the number of changes in contextual values of test cases. A context stream is a series of context instances taken at different time intervals. Each context instance is a series of variables, which consists of *value*, *type*, and *time*. Wang and Chan [129] introduced the use of context diversity paired with coverage-based criteria for constructing a test suite. The context diversity (CD) of a context stream (cstream(C)) is defined as:

$$CD(cstream(C)) = \sum_{i=1}^{n-1} HD(ins(C)_i, ins(C)_{i+1}) \quad (8)$$

where n is the number of context streams, $ins(C)_i$ is the i -th field of a context instance, and HD is the Hamming distance between two context instances. In a later study, Wang et al. [130] proposed three techniques to use context diversity to improve data-flow testing criteria for CPS. Once more, context diversity is measured using Hamming distance. The three proposed Context-Aware Refined Strategies (CARS) techniques are referred to as *CARS-H* (High

context diversity), *CARS-L* (Low context diversity), and *CARS-E* (Evenly distributed context diversity). They made a case study including 8,097 lines of code, 30,000 test cases, 959 mutants, and 43,200 adequate test suites for data analysis. The results showed that higher context diversity significantly increased the effectiveness of data-flow testing for CPS. Effectiveness was improved by 10.6% to 22.1% using *CARS-H*, while it decreased by 2.0% to 22.2% using *CARS-L* and *CARS-E* had a marginal effect.

In event-driven software (EDS), test cases are a sequence of events. Brooks and Memon [136] presented a new similarity metric, *CONTeSSi(n)* (CONtext Test Suite Similarity), that uses the context of n preceding events in test cases. Thus, *CONTeSSi(n)* is a context-aware similarity metric, which is adapted from the cosine similarity metric, with values in the range $[0, 1]$, where the closer the value is to 1, the more similarity there is. *CONTeSSi(n)* can be used in the contexts of test case prioritisation, test suite reduction, or test case selection. Brooks and Memon used *CONTeSSi* to reduce the size of a test suite as a case study.

5.9 GUI

A GUI state is represented as a set of widgets that make up the GUI $W = \{w_1, w_2, \dots, w_n\}$, a set of properties for the widgets $P = \{p_1, p_2, \dots, p_m\}$, and a set of values for the properties $V = \{v_1, v_2, \dots, v_n\}$. Feng et al. [190] used GUI state similarity as a basis for GUI testing. The GUI state similarity is the sum of all similarity values of its windows. A window similarity is the sum of all similarities of its widgets. A widget similarity is the similarity of its properties values. Suppose a widget i has n properties, the value of the k th property is I_k with a weight w_k . If two states have the same widget i , then the similarity is:

$$Sim_{wid}(widget_i, widget'_i) = \frac{1}{n} \sum_{k=1}^n w_k \times Sim_{p_k}(I_k, I'_k) \quad (9)$$

$$Sim_{p_k}(I_k, I'_k) = \begin{cases} 0 & I_k \neq I'_k \\ 1 & I_k = I'_k \end{cases} \quad (10)$$

The similarity of a window j consisting of m widgets in two states is:

$$Sim_{win}(win_j, win'_j) = \frac{1}{m} \sum_{i=1}^m Sim_{wid}(widget_i, widget'_i) \quad (11)$$

Finally, the similarity between the two states is:

$$Sim_{state}(S, S') = \frac{1}{t} \sum_{j=1}^t Sim_{win}(win_j, win'_j) \quad (12)$$

where t is the maximum of windows between S and S' . If a window l does not exist in either one of the two states, then $Sim(win_l, win'_l) = 0$.

Mariani et al. [111] used GUI semantic diversity in their study. The semantic matching consists of four components: Corpus of Documents (Component 1), Word Embedding (Component 2), Event Descriptor Extractor (Component 3), and Semantic Matching Algorithm (Component 4) [111]. They used the Jaccard Distance and Edit (Levenshtein) Distance to compute the semantic similarities between source events and a set of target events, and reported that Component 4 is the most impactful on the quality of the results. Xie and Memon [43] investigated GUI state diversity for evaluating the GUI test suite. In this study, the diversity of GUI states simply means using different GUI states.

5.10 Model

Graph models represent and analyze relationships between variables in a system. A graph model consists of a graph structure composed of nodes and edges, where nodes represent variables or entities, and edges represent relationships or dependencies between them. Some papers considered applying diversity on graph models, either diversity within a single model, or diversity between a set of models. In the case of a single model, internal diversity is measured through the number of shape nodes covered by the model. In the case of a set of models, the external diversity (i.e. diversity between pairs of models) is measured through graph distance functions. Semeráth et al. [138, 139] proposed a number of shape-based graph diversity metrics to measure the model diversity. Three distance functions used in the study are Pseudo-distance, Symmetric distance, and Cosine distance. They used mutation testing to evaluate the test suite of the models in terms of mutation scores. They empirically evaluated the proposed diversity metrics on 23439 models in the context of test case prioritisation and found that there is a positive correlation between diversity and mutation score. The study reported that using the proposed diversity metrics as a guide to generate diverse test cases for model testing would yield a test suite with higher fault detection.

5.11 Transition & Trigger Diversity

In the context of model-based testing, the test cases are considered to be paths traversing a Labelled Transition System (LTS) [211]. An LTS is a directed graph defined in terms of states and labelled transitions between states to describe system behaviour. Formally, LTS is defined as a 4-tuple $\langle S, L, T, s_0 \rangle$, where S is the set of states, L is the set of labels, T is the transition relation, and s_0 is the start state such that $s_0 \in S$. Using an LTS model, all possible test cases are generated using depth-first search according to the *all-one-loop-paths*, which means that paths with no loops, or paths that loop once are considered. Coutinho et al. [25] proposed using similarity-based approaches to reduce test suites in the context of model-based testing and focused on LTS. The inputs used were 12 LTS specifications with unique configurations. Test cases were generated for each specification, and a set of random failures were defined. The failures were 10% of the test suite size. They used all-transition-coverage as a test requirement. The reduction approach calculates a *similarity matrix*, which is the similarity degree between each pair of the test cases. They made an analysis of the effectiveness of six different string distances to compute the similarity between the test cases and applied them to three test subjects. The distance functions they used were the Similarity function, Levenshtein distance, Sellers algorithm, Jaccard index, Jaro distance, and Jaro-Winkler distance. They concluded that the choice of the similarity metric does not affect the size of the reduced test suite, but it affects the fault coverage. Cartaxo et al. [23, 24] and Gomes de Oliveira Neto et al. [56] used transition diversity in similarity-based test case selection. The similarity is calculated using the *Similarity function* or identical transition similarity (“*It*”) measure mentioned in Table 5. In a later study, Hemmati et al. [26] developed the similarity-based test case selection using trigger diversity rather than only transition diversity. They developed trigger-Based similarity (“*Tb*”) measure explained in Table 5.

Another paper used transition diversity in search-based software testing. Asoudeh and Labiche [120] used search-based GA and represented the entire test suite of the model under test as an individual. The fitness function was defined based on transition diversity and calculated using the Levenshtein distance to measure the similarity of the individual solutions.

5.12 Mutants

An interesting idea in mutation testing is to include the diversity of the mutants and tests in addition to number of mutants killed. Shin et al. [187] proposed a new mutation adequacy criterion called *distinguishing mutation adequacy criterion*, where the idea is that fault-detection can be improved using stronger mutation adequacy criteria. Mutants can be distinguished by their killing tests, and the proposed mutation adequacy criteria aim to distinguish as many mutants as possible plus killing mutants. For example, if there exists three mutants $\{m_1, m_2, m_3\}$ in a program, and three test cases where $T1$ kills all three mutants, $T2$ kills m_1 and m_2 , and $T3$ kills m_3 . Traditional criteria can select only $T1$ and this can be adequate, while the *distinguishing mutation adequacy criterion* will select $T2$ and $T3$ because it has more diverse test cases. They made an empirical study using 45 real faults from *Defects4J* showing that test suites adequate to their proposed adequacy criterion have a 76.8% increase in fault-detection capabilities than traditional criterion. However, the size of the test suites is 1.67 times more tests and 5.74 times more selection time than test suites generated for traditional criterion. This study used the distinguishing mutation adequacy criterion in the context of test case selection, but it can be used in other contexts as well such as test data generation or test case prioritisation. Shin et al. [188] made a more comprehensive empirical study using 352 real faults from *Defects4J* on the distinguishing mutation adequacy criterion. The results reported were similar to the previous study and showed 1.33 times more faults detected than the traditional mutation adequacy criteria with an increase of size by 1.56 time more.

5.13 Feature

Features of a software refer to the specific functionalities, capabilities, or characteristics that a software product or application offers to its users. Features differ depending on the type of the application or the software under test. Many researchers used the idea of feature diversity in many areas, such as testing Content-Based Image Retrieval (CBIR) [104], constructing meaningful search spaces [89], compiler testing [46], and SPL [32, 31].

CBIR is the process of finding content in a database most similar to an object image, which extracts features from images and calculates the similarities of these features with the images stored in the database using traditional distance functions. Nunes et al. [104] made an empirical study of 10 similarity functions in CBIR in the context of software testing systems with graphical outputs. The similarity functions used in the study were Euclidean, Manhattan, Chebyshev, Canberra, Mahalanobis, Trigonometric, Modified Trigonometric, Statistic Value χ^2 , Jeffrey Divergence and Cosine. The similarity of two images A and B can be calculated using feature vectors of length n extracted, where a_i and b_i are the i -th feature of A and B . The results of the empirical study showed that some similarity functions are sensitive to a large difference in value in one of the extracted features. Another study that also uses image datasets used feature diversity to test DNNs. Aghababaeian et al. [44] used a feature extraction model to extract features from images and calculated the feature

diversity using three metrics, which are the Geometric diversity, normalised compression distance (NCD), and Standard Deviation. Their empirical study showed that NCD did not perform well in measuring data diversity and that Geometric diversity had the best correlation to fault-detection, and it significantly outperformed neuron coverage. Similarly, Jiang et al. [147] suggested an approach to generate test inputs by maximising feature diversity calculated by Geometric diversity and evaluated it on four image datasets.

In compiler testing, a feature vector of a test program refers to a representation that captures the characteristics or features of the program. It is a multidimensional vector that encodes specific attributes or properties of the program, which are relevant for testing and evaluation purposes. Chen et al. [46] used the idea of feature diversity for compilers and proposed HiCOND. HiCOND uses the Manhattan Distance to measure the diversity between the feature vectors that represent the test programs. HiCOND uses particle swarm optimization (PSO) to measure the diversity of the generated test programs based on their feature vectors.

Constructing a meaningful search space (fitness landscape) refers to the process of defining and organizing a set of possible solutions or configurations in a way that effectively represents the problem domain and facilitates the search or exploration of potential solutions. Joffe and Clark [89] proposed an approach to construct meaningful search space using neural networks (NNs). A set of execution traces and various properties are used to train the NN, and the outputs of the NN construct the proper search space that is representative of the properties of interest. They used an auto encoder for diversity based on the similarity of the data points salient features (i.e. features that are most important to differentiate one data point from another). They used five real-world programs in their experiments and showed that the resulting search spaces are continuous, large, and representative of various properties of interest.

In software product lines engineering, a feature model (FM) is a structured representation of the common and variable features within a family of related software products. The model defines the presence or absence of features and allows for configuration and customization of products by selecting or deselecting specific features. Henard et al. [32] used mutation testing on FMs of a software product lines to confirm that diverse test cases are more capable of detecting the mutants. They introduced erroneous variants of FMs using mutation operators and then used a similarity measure to compare between two products evaluating the similarity degree of a test suite (S). In this context, a product consists of n features of FM, and Jaccard Index can be used to measure the similarity degree between two products based on selected features. A result of 1 indicates that the two products are entirely different, while a result of 0 means they are identical. Then, the S is ordered according to the similarity degree, such that the top test cases are the most dissimilar to all other test cases in S . They made experiments using 12 real feature models of different sizes on similar and dissimilar test suites and found that dissimilar test suites have more capability in detecting the FMs' mutants. Abd-Halim et al. [31] proposed an enhanced string distance function for similarity-based test case prioritisation in software product lines. The modified string distance is based on a hybrid between Jaro-Winkler and Hamming distance referred to as Enhanced Jaro-Winkler (EJW). They used their modified string distance on multiple of different prioritisation and evaluated them in terms of average percentage fault detection.

5.14 Behavioural

Two tests that fail or pass together are said to have similar behaviour [78]. Gomes de Oliveira Neto et al. [78] introduced measures to calculate the behavioural diversity of test cases, and referred to it as *b-div*. They used mutation testing to compare the executions and failure outcomes of the test cases to capture the behavioural diversity. The focus of their study is the test outcomes and their patterns, which are collected in a *test outcome matrix* (TOM). The rows of the matrix represent the test cases, and the columns represent the different mutants. The individual cells of the matrix are the test outcomes (*pass/fail*) of the test cases when they are executed against the mutants. The *b-div* is calculated between the rows of the TOM in order to determine how much the tests differ in terms of their outcome. A confusion matrix of the outcomes is made for each pair of tests. Two distance measures are calculated from the confusion matrix, which is accuracy (acc) and Matthew's Correlation Coefficient (MCC). TP (true positive) occurs when a pair of tests fail together, TN (true negative) occurs when a pair of tests pass together, FP (false positive) occurs when the first of the pair of tests pass and the second of the pair of tests fail, and FN (false negative) occurs when the first of the pair of tests fail and the second of the pair of tests pass. For example, assume a pair of tests (t_1, t_2) , where $t_1 = \{1, 1, 0, 0, 1\}$ and $t_2 = \{0, 0, 1, 0, 1\}$, the classification is $\{FN, FN, FP, TN, TP\}$ (0 is a pass and 1 is a fail). The MCC distance yields a value between -1 and $+1$, where $+1$ represents an exact match and -1 represents a total difference. The normalised distance is calculated by $d_{mcc} = \frac{(1-d_{mcc})}{2}$ to get values between 0 and 1. Nguyen and Grunske defined behavioural diversity as covering many branches evenly with diverse inputs [161]. They proposed a new metric to measure behavioural diversity, which is based on the Hill numbers ecology diversity metric.

5.15 Test Report

Crowdsourced testing tasks are performed, and the results are given in reports referred to as “*test reports*”, which are written in natural language and contain screenshots. The test reports are inspected manually to determine their fault-finding value. Feng et al. [88] proposed a diversity-risk-based prioritisation approach of the test reports for manual inspection and called it *DivRisk* strategy. The diversity aspect helps in removing duplicates and ensuring a wide range of reports are inspected, while the risk aspect ensures that the more likely fault-revealing reports are inspected first. Keywords are extracted from the test reports and placed in a *Keyword vector* (KV) and a *Risk vector* (RV), which serve as the basis for the risk assessment and diversity calculations. Based on the KV, a distance matrix is created to represent the distance between each pair of the test reports using Hamming distance. They conducted an empirical study on three projects evaluating the effectiveness of DivRisk, and found that it greatly outperforms random prioritisation by 14.29% to 34.52% in terms of APFD. Also, the drop of APFD of DivRisk to the ideal theoretical results was 7.07%.

5.16 Test Steps

In system integration level testing, tests are represented as “*test steps*”, where each test step correspond to some manual action and a test step consists of a stimulus and an expected reaction [209]. The similarity between test steps can be calculated using any of the similarity distance functions. Flemstrom et al. [122] used the Levenshtein distance to measure the overlap between test steps. In a later study, Flemstrom et al. [209] used similarities between test steps to guide the ordering of test cases. Viggiato et al. [114] used test steps similarity for test suite reduction. In order to group similar test steps together, they used five text embedding techniques (Word2Vec, BERT, Sentence-BERT, Universal Sentence Encoder, and TF-IDF), two similarity metrics (Word Mover’s Distance and cosine similarity), and two clustering techniques (Hierarchical Agglomerative Clustering and *k*-Means). Finally, they used the grouped test steps to find similar test cases using three different similarity metrics (simple overlap, Jaccard, and cosine metrics).

5.17 Software Product Lines Configuration

Software product lines (SPL) configuration refers to the process of selecting and combining specific features or components from a software product line to create a customized software product that meets specific requirements or user preferences. It involves choosing the desired features, their variations, and their configurations to create a tailored software solution. Diversity between SPL configurations is used in many papers [33, 109, 115]. In MBT, diverse test cases are found to be more effective in finding faults, and therefore it can be used to reduce the size of the test suite, which is very suitable to use in the context of SPL due to its huge set of feature models (FMs) [32]. Henard et al. [33] proposed a search-based approach for generating product configurations for large SPL and a prioritisation algorithm for the set of product configurations. They used the Jaccard distance to measure the similarity between two SPL configurations. In this approach, two configurations with a distance value of 1 are completely different, while a distance value of 0 means they are identical. They made an empirical study on 100 artificially generated and 14 real feature models from $t = 2$ to $t = 6$, comparing their approach with other tools and showed that other tools failed in dealing with large SPLs, while their approach was effective and scalable. Also, they reported that the similarity heuristic can replace *t*-wise. Fischer et al. [109] assessed using similarity in Combinatorial Interaction Testing (CIT) for Software Product Lines with real faults. They used the approach by Henard et al. [33] on an open-source web content management system called *Drupal* as an industry case study. They analyzed how faults distribute among features, and the effectiveness of similarity in detecting actual faults in comparison to classical *t*-wise coverage. Fischer et al. reported that the similarity-based CIT approach is competitive with *t*-wise coverage, indicating that similarity is a valid alternative metric for *t*-wise coverage. In another study, Xiang et al. [115] investigated the relationship between similarity measures and the *t*-wise coverage in SPL testing. They reported a significant positive relationship and proposed the use of a novelty search (NS) algorithm for similarity-based SPL testing to sample a set of products as dissimilar as possible. The novelty score was reported to have a higher positive correlation with *t*-wise coverage than other traditional fitness functions used in GAs. They used the Jaccard distance to calculate the novelty score of an SPL configuration. They made an empirical study on 31 feature models and showed how NS outperforms GA in 77% of the cases.

5.18 Social

Miranda et al. [83] proposed a different coverage metric referred to as *Social Coverage*, that uses coverage data collected from similar users to customize coverage information. The goal is to identify a group of entities that are of interest to the user automatically without the need to provide such information a priori. Each user has a list of services performed, and the data coverage of these services is obtained through code instrumentation. In this work, the similarity between the target user and all other system users is calculated using the Jaccard Index measure. Given a similarity threshold,

any service below that threshold is discarded, and the union of the remaining similar services serves as the targeted entities and the Social Coverage is calculated as follows:

$$\text{Social Coverage} = \frac{\text{number of covered entities}}{\text{number of targeted entities}} \quad (13)$$

In traditional coverage, the denominator would be the total number of entities, which can contain a lot of unrelated entities. They evaluated the Social coverage metric on a real-world application, and they were able to predict the entities of interest to the user with an average percentage of 97% and an average recall of 75%.

5.19 Function

If two libraries implementing the same functionality, and have two test suites, they can serve each other by applying one test suite on the other library or adapting it to reveal undetected bugs. Sondhi et al. [140] suggested exploiting the fact that many library projects overlap and have similar functionalities to use the associated test suites on similar projects with some adaption lowering the cost. They used cosine similarity distance to measure the similarity between library functionalities. The empirical study showed that using this approach revealed 67 defects across 12 libraries.

5.20 Running Time

The idea of monitoring the runtime execution of test cases, and applying diversity metrics on runtime information is only used by Shimari et al. [106]. They proposed a clustering-based test case selection using the execution traces of test cases for an Industrial Simulator. Runtime information of test cases was encoded into vectors of integers and clustered together into groups using *k*-means clustering algorithm. The Euclidean distance was used to measure the similarity between these vectors. A case study was provided to compare the proposed clustering-based approach against random selection, a variation of the approach that ignores the number of occurrences, and the method used already in the industrial simulator. They found that the proposed approach selects test cases with high coverage and a high diversity of execution time.

5.21 Population

Some studies implemented DBT techniques in an Evolutionary algorithm, and in their studies they managed to increase population diversity.

One issue found in evolutionary algorithms used for test data generation is the *genetic drift* phenomena. The genetic drift problem occurs when individuals become very similar to one another, limiting the diversity of the population, and causing early convergence into suboptimal solutions. Xie et al. [66] proposed a dynamic self-adaptation strategy for evolutionary structural testing referred to as *DOMP* (Dynamic Optimization of Mutation Possibility). The approach analyzes the evolution process and checks for premature convergence, then sharply increases the mutation probability to increase the diversity of the population. DOMP has a parameter to control the frequency of observations to analyze the population. In every observation, another parameter controls the number of individuals to check whether the proportion of gene-type exceeds a threshold value, and the mutation probability is adjusted to an enhanced mutation probability controlled by the tester. The new mutation probability will persist for a number of generations defined by the tester until the diversity of the population is restored. Alshraideh et al. [182] proposed the use of multiple populations rather than a single population keeping the solutions diverse, and preventing the process of falling into a local optima. Kifetew et al. [92] proposed an orthogonal exploration of the input space approach to introduce diversity in the population to counter the genetic drift problem. The diversity of the population is increased by adding individuals in orthogonal directions via Singular Value Decomposition (SVD). Three variants of SVD-based GA have also been introduced, which are history-aware orthogonal, reactive exploration, and a combination of the two. They evaluated their approach on 17 Java classes and compared it with traditional GAs, and showed that coverage has increased in 47% of the cases, and when effectiveness was the same, the efficiency has increased in 85% of the cases. Panichella et al. [73] proposed DIV-GA (DIVERSITY based Genetic Algorithm), that inject new orthogonal individuals to increase diversity during the search process for test case selection. DIV-GA uses an orthogonal design to generate an initial diversified population and then uses SVD to maintain diversity through the search process. Almulla and Gay [119] proposed an approach to increase diversity in test data generation referred to as adaptive fitness function selection (AFFS). AFFS changes the fitness functions used during the generation process to increase diversity. They used the Levenshtein distance as a fitness function and as a target for reinforcement learning. They evaluated AFFS on 18 real faults from a real-world project called Gson and found AFFS created more diverse test suites than using static fitness functions. However, the increase in fault-finding capabilities is very small and inconclusive.

An alternative way of maintaining population diversity is through using multiple subpopulations and ensure that individuals with high diversity migrate between the subpopulations. Wang et al. [124] used this idea for web application

testing and proposed a parallel evolutionary test case generation approach. With multiple subpopulations being evolved, the migration of individuals from one subpopulation to another keeps the diversity high. The diversity of an individual is calculated using the Levenshtein distance to all individuals in the target subpopulation, and the individuals with the farthest distances are selected for migration.

5.22 Hybrid

Approaches that use a combination of different artefacts as targets for applying diversity are referred to as hybrid diversity approaches. Feldt et al. [52] proposed a model for test variability referred to as VAT (VARIability of Tests), where they identified 11 variation points in which tests might differ from each other including “test setup”, “test invocation”, “test execution”, “test outcome”, and “test evaluation”. They suggested using normalised compression distance to measure the diversity of the VAT trace. In another study, Albunian et al. [206, 94] defined three diversity measures based on fitness entropy, test executions, and Java statements. The first two referred to as *phenotypic diversity* are behavioural or semantic diversity, and the last one is referred to as *genotypic diversity* is a structural or syntactic diversity. They measure behavioural similarity by constructing a vector for each test case representing the number of execution times of each statement. Then, Euclidean distance is used to calculate the similarity between two vectors. In order to measure the syntactic similarity between test cases, statements are normalised first by replacing the variable name with a placeholder, then constructing a vector representing the number of occurrences of each statement. The Euclidean distance is again used to calculate the syntactic similarity.

Liu et al. [76] used three test objectives in a search-based algorithm to increase test suite diversity and minimise size. The fitness functions used to guide the search process are referred to as coverage dissimilarity, coverage density, and number of dynamic basic blocks. The *coverage dissimilarity* increases diversity between test executions and uses Jaccard distance to measure it. The *coverage density* is an adaptation of the test coverage density which is the average size of test execution slices related to every output over the static backward slice of the output. High-density values indicate that large parts of the model are covered. In a later study, Liu et al. [77] added a new test objective based on output diversity. The *Output Diversity* aims to maximise the diversity between the output signals and uses a normalised Manhattan distance to measure the output diversity between two output signals. Also, Arrieta et al. [95] proposed using input and output diversity for Simulink models. They used the Euclidean distance as a basis for the two similarity metrics on input and output signals.

Ma et al. [123] used hybrid static and dynamic diversity metrics. The static diversity metric is based on Levenshtein distance, which makes sure that there is diversity in the program structures of the test cases. The other dynamic diversity metric enforces diversity in the test cases’ ability to cover untested thread schedules. This dynamic diversity value is the number of interleaving instances that are discovered by the new test case, and not exposed by the previously executed test cases. The static diversity metric helped in showing more interleaving instances but with a high processing time. The dynamic diversity metric reduced the number of required active tests for revealing interleaving instances with high performance.

Marchetto and Tonella [49] applied hybrid diversity for testing Ajax Web applications. Three fitness functions based on test diversity are *EDiv*, *PDiv*, and *TCov*. *EDiv* is based on the execution frequency of each event in the finite state machine (FSM). *PDiv* is based on the execution frequency of each pair of semantically interacting events. *TCov* is based on the FSM coverage by the test cases. Biagiola et al. [48] used input diversity and navigation diversity for web testing. A test suite that covers the web application is generated using the distance metric between the test actions and input data, maximising the diversity of navigation sequence and input data. The distance metric used is composed of two parts. These are the difference between the action sequences in the two test cases, and the difference in input values utilised by the identical actions in those sequences.

Conclusions — RQ3: ARTEFACTS

DBT techniques used different software artefacts as a basis for the similarity calculations. These artefacts included input, output, test script, test execution, etc. The most used artefact reported in the literature was test scripts with 18.2% of the papers reported in this study. After that, 14.9% of the collected papers used inputs as a basis for their approaches. Over one-third of the DBT techniques used either input or test script diversity, because both of them are simple to use as they are usually obtained without the need to instrument, run the tests, or build any models of the software under test, making them very appealing to use by testers.

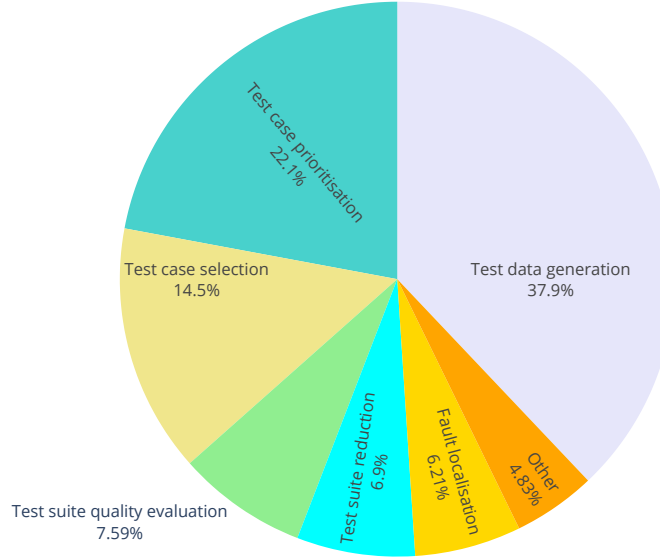


Figure 5: Distribution of DBT papers addressing problems in software testing.

6 RQ4: PROBLEMS

What are the software testing problems to which DBT techniques have been applied?

DBT techniques have been used in solving software testing problems, such as test data generation, test case prioritisation, etc. We explore the various studies made regarding these problems and discuss the impact of DBT techniques upon them.

Table 7 presents a list of the software testing problems addressed using DBT techniques, with a short description of the problem, the total number of papers solving them, and citation of all these papers. There are 55 studies focussing on test data generation, 32 concerning test case prioritisation, 21 studies about test case selection, 11 studies regarding test suite quality evaluation, 10 studies on test suite reduction and 9 studies with regard to fault localisation. Figure 5 shows the distribution of the papers tackling software testing problems. As it shown from the figure, 60% of the collected DBT papers deal with test data generation and test case prioritisation. Out of the 11 testing problems discussed, almost three-quarters of the DBT techniques are applied in test data generation, test case prioritisation, and test case selection. There are seven other papers that introduced new similarity metrics [7, 83], investigated test reuse in software product lines [208, 201], utilised output diversity in boundary value testing [79], used DBT in test adaptation [140], and argued for teaching diversity principles in software testing [87]. The paper by Matinnejad et al. [16] addressed both test data generation and test case prioritisation where it is cited in both problems in Table 7.

6.1 Test Data Generation

Test data generation is the process of creating data to test a software program according to some adequacy criteria. It is the most researched area where DBT techniques have been proposed.

6.1.1 Search-Based Approaches

Search-based approaches transform the testing objectives into search problems and solve these problems using an evolutionary process. The evolutionary process can use a single solution, such as hill climbing, or can use a population of individuals, such as genetic algorithms, that go through multiple iterations until the stopping criteria are met.

Researchers have applied diversity to construct individuals with higher fitness values in search-based approaches. Bueno et al. [5, 6] employed a metaheuristic algorithm to evolve “randomly generated test sets” (RTS) towards “diversity oriented test sets” (DOTS), that aims to meticulously cover the input domain. They identified metaheuristics that can be utilised to generate DOTS and proposed an algorithm called “Simulated Repulsion” (SR). SR begins with RTS and their diversity is enhanced to evolve to DOTS by simulating systems of particles contingent upon electric repulsion forces. Bueno et al. [96] went on to implement that measure in a test data generation technique. They used simulated annealing (SA) and genetic algorithms (GA) along with their SR algorithm for generating DOTS. They found that SR

Table 7: A list of the software testing problems addressed using DBT techniques.

Rank/Problem	Description	Total	Papers
1 Test data generation	The process of creating data to test a software program according to some adequacy criteria.	55	[206, 94, 119, 11, 12, 182, 120, 13, 48, 121, 5, 6, 96, 183, 30, 46, 52, 190, 109, 100, 32, 33, 147, 89, 92, 137, 123, 49, 81, 111, 22, 15, 16, 90, 91, 161, 184, 197, 82, 200, 145, 8, 9, 10, 47, 185, 186, 129, 130, 124, 66, 131, 193, 125, 126]
2 Test case prioritisation	The process of re-ordering test cases so that the tester gets maximum benefit in the case testing is prematurely stopped at some arbitrary point due to some budget constraints.	32	[31, 21, 135, 84, 97, 133, 78, 50, 88, 209, 85, 110, 101, 191, 53, 128, 102, 34, 103, 16, 112, 113, 35, 45, 51, 138, 139, 18, 86, 159, 36, 107]
3 Test case selection	The process of selecting a subset of the current available tests that are relevant to some set of recent changes.	21	[44, 95, 23, 24, 205, 56, 55, 99, 26, 27, 28, 74, 29, 14, 80, 73, 75, 106, 187, 188, 194]
4 Test suite quality evaluation	The process of judging on the quality of the current test suite and giving insight to testers about certain properties which can guide the tester to improve or fix some issues in the test suite.	11	[40, 122, 171, 41, 192, 104, 42, 207, 115, 43, 20]
5 Test suite reduction	The process of finding redundant test cases in the test suite and discarding them in order to reduce the size of the test suite.	10	[17, 136, 37, 25, 98, 38, 39, 166, 105, 114]
6 Fault localisation	The process of identifying the locations of faults in a program.	9	[202, 67, 203, 76, 77, 204, 19, 116, 117]
=7 New Metric	Introducing a new similarity metric that can be used to solve any of the software testing problems.	2	[7, 83]
=7 Test Reuse	Resuing part or the whole of a test suite on other systems.	2	[208, 201]
=9 Test Adaptation	The process of identifying a test suite from another program that can be adapted to be used on the SUT.	1	[140]
=9 Boundary value analysis	A software testing technique in which tests are designed to include representatives of boundary values in a range.	1	[79]
=9 Teach DBT	Teaching software testing methods based on diversity principles.	1	[87]

outperforms GA, which in turn outperforms SA. Their proposed SR found greater diversity values for the sets than GA and SA in a lower number of iterations. However, the computational complexity of SR is higher than both SA and GA. Further experiments were made to compare between DOTS and RTS, and found that DOTS increased the coverage and mutation score up to 30%. However, for small test sizes, RTS can perform better than DOTS. Boussaa et al. [121] used a Novelty Search (NS) algorithm for test data generation using statement coverage as an evaluation criterion, exploring the search space without any regard for an objective. Rather than selecting test cases based on their coverage capabilities, the test cases are selected based on their “diversity”, or based on a novelty score of how different the test cases are compared to all other solutions. This helps avoid premature convergence that GAs suffer from. They applied their initial implementation to the Apache Commons Math library, but did not report any results, and no empirical study was made to evaluate the algorithm.

Other approaches use fitness functions based on diversity metrics to guide the search-based algorithm in generating a diverse test suite. Shahbazi and Miller [9] investigated black-box testing methods where the input value is a string and used two fitness functions to guide the test case generation. The first fitness function was to control the diversity of the test cases referred to as F_D , and the other fitness function was to control the length distribution of the string test cases referred to as F_L , and they employed a Multi-Objective Genetic Algorithm (MOGA) using both fitness functions to be minimised. Shahbazi and Miller conducted an experimental study on 13 real-world programs and showed that test generation sets using MOGA achieved higher mutation scores than RT for all subjects, indicating that increasing the diversity of the test cases leads to better fault-detection rates.

Some studies investigated the effects of population diversity in order to check if it helps in generating test suites achieving higher statement and branch coverage [206]. Albulian et al. [94] investigated the effect of holding the population diversity on the Many-Objective Sorting Algorithm (MOGA) for test data generation. Three diversity measures (two behavioural or semantic diversity and one structural or syntactic diversity) were used to guide the generation of test data, and used fitness sharing technique to maintain the population diversity. The experiments reported that maintaining diversity does not affect coverage, but may help prevent the search process from stagnating. Alshraideh et al. [182] proposed using multiple-populations rather than a single population to maintain the diversity of the solutions and to prevent the search process from being stuck in a local optima. They made an empirical evaluation performed on eight JScript functions and showed that the multiple-population outperformed the single-population in terms of the number of executions required for branch coverage, execution time, efficiency, and search effectiveness.

An alternative approach to assessing the diversity of a set of test inputs or the population diversity is to compare the resultant program execution traces. Feldt et al. [52] proposed a model for test variability referred to as VAT (VARIability of Tests), which we discuss in Section 5.22 (p. 26). The generated VAT trace of a test consists of all the values from the execution of a test with all the variation points in the VAT model. They implemented the tests in Ruby and used a Ruby function to attach into the program interpreter and trace the execution of new lines. This function saves information including the line number, the code on that line, and all the variables’ values that are accessed on this line of code. The information is saved in a file as a VAT trace, where it can be used later to calculate the diversity between the different traces. They used the triangle classification problem to demonstrate their model and compared it with three human subjects where they showed that their proposed model found many of the same clustering made by the three persons.

A few more studies explored path diversity in evolutionary approaches. Xie et al. [131] used an evolutionary testing approach for test data generation for path-oriented testing. The fitness function is based on the similarity between the execution track and the target path. Given a target path $\langle p_0, p_1, \dots, p_{n-1} \rangle$ and an execution track of a test case $\langle t_0, t_1, \dots, t_{m-1} \rangle$, the distance between the test and the target is calculated as follows:

$$distance(test, target) = n - similarity(test, target) \quad (14)$$

where n is the length of the target path, and $similarity(test, target)$ is the similarity between the two paths calculated by some distance function; e.g., Hamming distance. The empirical study showed that the proposed approach outperformed other traditional techniques for long and complicated paths, while it did not perform well in short paths. Panchapakesan et al. [184] proposed a white-box test data generation combining evolutionary strategy with an evolutionary algorithm based on path diversity. The control flow graph (CFG) of the software under test is given, and the similarity between the two paths is calculated from the CFG. They evaluated their approach on three case studies and found that the proposed method outperformed GA in terms of runtime while covering all feasible paths. Cai et al. [183] proposed a search-based test data generation algorithm using path coverage criterion called the “binary searching iterative algorithm”. It is based on the idea that similar test cases usually cover similar paths. The proposed algorithm finds the closest (i.e. most similar) uncovered path to a discovered path to it, and then it searches for inputs left and right of the region of the already discovered path. This kind of “binary” searching finds inputs to cover the target path quickly. They evaluated the proposed algorithm on 12 programs and found it outperforms other techniques generating less number of test cases in 11 out of 12 cases.

6.1.2 Fuzz testing

Fuzz testing, also known as fuzzing, is a software testing technique that involves feeding unexpected, random, and invalid inputs to a program in order to discover bugs, vulnerabilities, and other issues that might not be found through traditional testing methods. Fuzz testing is reported to improve the robustness and security of software [212, 213], and is widely used in industries such as cybersecurity, software development, and quality assurance. By generating a large number of test cases, fuzz testing helps uncover errors and weaknesses that might go unnoticed in traditional manual or automated testing, thereby helping to enhance the overall quality and reliability of software products. Zhang et al. [125] proposed a fuzzing approach that starts by using a similarity-based black box fuzzing for test data generation. Then, a subset of the generated test data is selected based on the similarity metric. Finally, new inputs are generated from the selected subset using combination testing.

Other researchers used fuzz testing for property-based testing, which is a software testing approach that focuses on checking the validity of general properties or invariants of a system. Instead of writing specific test cases, property-based testing uses properties, which are high-level assertions or conditions that should hold true for a wide range of inputs. Reddy et al. [200] proposed a black-box test data generation approach of diverse valid test inputs quickly in the context of property-based testing. They used reinforcement learning (RL) to guide and control the random input generator. The proposed approach was evaluated against random test data generation and evolutionary algorithms using four real-world benchmarks. They found that the proposed approach generates more diverse inputs given the same time budget as other approaches. In another study, Nguyen and Grunske [161] aimed to increase behavioural diversity in addition to having large branch coverage. They developed a feedback-driven fuzzing technique for generator-based fuzzers. Nguyen and Grunske evaluated their approach to Ant, Maven, Rhino, Closure, Nashorn, and Tomcat. They found better behavioural diversity compared with other fuzzers like Zest [214] and RLCheck [200]. Menendez et al. [91] proposed an approach called *HashFuzz* that combines coverage and diversity using hash functions to create a diverse set of tests for C programs improving system testing. The key idea is to transform the program by adding new branches right after the input, which forces the input to be chosen from each partition from the input space to produce near-uniform test sets. In order to find inputs from different partitions of the input space, they used the XOR hash family in the transformation to limit the fuzzer. They evaluated their approach on eight programs from the Google Fuzzer Test Suite using four other fuzzers: AFL, FastAFL, FairFuzz, and LibFuzzer. They showed an improvement in diversity leading to a slight increase in branch coverage and a significant increase in crash detection between 28% to 97%.

6.1.3 Model-based testing

Researchers have also applied diversity in model-based testing. Asoudeh and Labiche [120] proposed a genetic algorithm for test data generation of extended finite state machines (EFSMs) to maximise coverage and test case diversity and minimise overall cost. They represented the entire test suite as a chromosome, where each gene represents a sequence of transitions of the state model. The fitness function guides the search, and it is defined based on the similarity of the individual solutions.

In Cyber Physical Systems (CPSs), models have time-continuous behaviour. Therefore, test inputs and outputs are defined as continuous signals representing values over time. Matinnejad et al. [15] proposed an approach for test data generation of Simulink models. The proposed approach aims to maximise diversity in output signals rather than maximising structural coverage, on the basis that test cases that yield diverse output signals are more likely to reveal different types of faults [15]. They evaluated the test data generation approach on two industrial and two public-domain Simulink models. The proposed approach is found better in terms of fault-detection than random generation. In a later study, Matinnejad et al. [16] modified the test data generation approach to be compatible with continuous behaviours, to fix unrealistic assumptions about test oracles, and more scalable using meta-heuristic search. Also, they proposed a test case prioritisation approach based on a combination of test coverage and test suite output diversity [16]. The empirical study made on two industrial Simulink models showed that the proposed test data generation and prioritisation approach is better in terms of fault-detection and decision coverage than random testing and coverage-based approaches.

Deep Learning (DL) software has become widely used in many applications, and few works applied DBT techniques to generate test inputs for DL software. Jiang et al. [147] proposed an approach for generating valid and diverse test inputs for a testing task-specific DNN. The empirical evaluation using four image datasets compared the proposed approach to greedy strategy, coverage-guided, and random method. The experiments showed that the proposed approach increased the number of generated valid test inputs by 36% to 100%, increased the average diversity of generated data by 0.29% to 2.8%, and the average generation time decreased by 15.7% to 47% compared to the other generation methods.

6.1.4 Focused testing

Sometimes it is important to generate a test suite that focuses on a specific part of the program under test. This part could be new code, or modified code. Also, we might want to focus on comparing new and previous functionality. This kind of testing is referred to as *focused testing*. The main issue with focused testing is that the inputs are not diversified enough. Menendez et al. [90] proposed an approach named *Diversified Focused Testing* (DFT) that uses a search technique generating a diverse set of tests to cover a given program point (*pp*) repeatedly to reveal faults affecting the given *pp*. DFT analyses the program constraints required to reach *pp*, selects the appropriate comparison operators for these constraints, and then incorporates parameters into the chosen operators. Finally, DFT constructs a final formula containing the parameterized constraints. DFT applies the search to produce inputs uniformly at random to execute *pp* generating a diverse test suite. They made an experimental study on 105 programs and compared DFT against focused testing, symbolic execution, and random testing. They showed that mutation score improved from 3% to 70%, and fault-detection has improved in 100% of the cases.

6.1.5 Web testing

Web testing is the process of testing web-based applications to ensure that they function correctly and meet the intended requirements.

Some researchers used DBT techniques in web testing. Marchetto and Tonella [49] applied search-based testing maximising test case diversity to explore the large space of long interacting sequences in Ajax Web applications. To control the size of the solution, rather than generating all test cases up to a maximum length, the most diverse test cases are selected. Marchetto and Tonella evaluated their approach on two real-world Ajax applications and found the generated interaction sequences are the most effective. Alshahwan and Harman [11, 12] proposed a black-box test criterion based on Output Uniqueness (OU), and used six web applications to study the white-box coverage and fault detection achieved. Output uniqueness detected 92% of the faults found by branch coverage and also complemented white-box techniques by finding 47% of other undetected faults. In a later study, Benito et al. [13] presented an approach for unit test generation using “Output Diversity Driven” (ODD) rather than “Input Diversity Driven” (IDD) like Alshahwan and Harman [12]. Benito et al. showed that ODD test sets have higher output uniqueness than IDD by 50%, and have a 63% higher correlation output uniqueness score and detecting faults than IDD.

A state flow graph (SFG) can represent the navigational model of a web application, where the nodes of the graph represent the dynamic DOM states of the web pages, and the edges represent the events that trigger the transitions between the pages. Biagiola et al. [48] presented a diversity-based system-level web test generation algorithm that selects the most encouraging candidate test cases according to their dis-similarity from previously generated tests. Therefore, the algorithm considers the test cases which inspect different behaviours of the application for in-browser execution. The approach starts by extracting the navigational model of the dynamic web pages. Then, page objects are created to model each web page, and object-oriented classes that show the actions executable in each web page are modelled as methods. Finally, a test suite that covers the web application is generated using the distance metric between the test actions and input data. The test generator starts with a random test. Then a set of candidate test cases is generated, and the distances between the candidates and the tests already generated are calculated. The candidate with the highest distance value is executed. Only when the test path of the executed test case differs from the execution trace obtained from running the test suite increasing the coverage of the navigational model, then it is added to the set of test cases. Biagiola et al. made an empirical evaluation of their proposed approach using six web applications. They produced test suites better in terms of coverage, fault detection rates, and processing speed than crawling-based and search-based test generators.

Furthermore, test data for web applications can be generated using evolutionary approaches. Wang et al. [124] proposed a parallel evolutionary test case generation approach, that increases population diversity, for web application testing. The parallel execution greatly decreases the time needed to generate the tests, while maintaining population diversity prevents the premature convergence to a local optima. The empirical evaluation made on six web applications showed a decrease of 33.43% and 63.1% in iterations and evolution time, respectively, while having the same coverage as other single evolutionary algorithms.

6.1.6 Mobile applications testing

With the increasing popularity of mobile devices and the growing number of mobile apps, mobile application testing has become an essential aspect of software testing. Mobile application testing is the process of testing mobile apps to ensure that they function as intended and meet the specified requirements. Once more, diversity concepts can be used in testing mobile applications. Vogel et al. [185] investigated the effect of diversity for the search problem of test data generation for mobile applications using a test data generation tool called SAPINEZ which is based on the heuristic

NSGA-II. Each individual in the population is a test suite, which in turn consists of n test cases, each is a sequence of m GUI events. The test cases are referred to as an “*ordered test sequences*”. The distance between two test suites is the sum of the distances between their ordered test sequences. The distance between two ordered test sequences is the difference of their length increased by one for each different event. The diversity of the population is measured through the average population diameter. SAPINEZ loses the diversity of solutions over time, which may lead to premature convergence [186]. Vogel et al. [186] proposed SAPINEZ^{DIV} to include more diversity. Four mechanisms were used to introduce diversity into test suites. They evaluated the SAPINEZ^{DIV} against SAPINEZ on 34 applications and found that SAPINEZ^{DIV} outperforms SAPINEZ in terms of coverage, or at least the same on all subjects. However, the execution time of the generated test suite takes more time.

6.1.7 Directed random testing

Pacheco et al. [215] proposed a technique called feedback-directed random test generation and implemented a tool called “Randoop” [216, 217] that generates unit tests for object-oriented programs. The main difference between this technique and random testing is the use of feedback from previously generated tests. This technique extracts public methods from the classes of the software under test (SUT), and then constructs method sequences, with each sequence constituting a unit test. In each method sequence, inputs are generated, modified, and used by method calls. The process begins with basic method sequences containing either a single method call or a constant. Subsequently, it expands these sequences by adding a newly chosen method and previously generated method sequences. Sequences that cause exceptions are not extended. Randoop executes the sequences it creates, using the results of the execution to create assertions that capture the behaviour of the program, then creates tests from the code sequences and assertions. However, one problem with Randoop, is that code coverage stops increasing after some point, due to the inability of the technique to find any new interesting tests that can contribute to the coverage [193]. Values produced by methods in SUT are correlated with the arguments used, and similar arguments result in similar return values, which in turn are used from the feedback as similar arguments, causing over-directness. Another issue is that due to Randoop’s randomness, code coverage can vary considerably according to the chosen random seed. Yatoh et al. [193] extended this work and proposed a method named *feedback-controlled random test generation*, which limits and controls the feedback in order to increase the diversity of generated tests. They used multiple pools simultaneously rather than a single pool, with different pools having different contents guiding the test generation into more diverse test cases. The feedback-controlled generation algorithm employs multiple pools simultaneously and concurrently. It dynamically determines the direction for further search and decides when to halt the search in each direction, utilising the feedback information. They experimented on eight different real-world application libraries, and found that branch coverage increased by 78% to 204% over the original feedback-directed algorithm.

6.1.8 Multiple dispatch language testing

In a multiple dispatch language, many methods can have the same name but differ in the number or type of parameters of the methods. The correct method call is determined by the data types of the actual arguments passed to the method. This concept is referred to as *function overloading* in many programming languages. Poulding and Feldt [82] proposed a probabilistic approach for generating diverse test inputs for multiple dispatch languages. They made an empirical study to evaluate the approach using 247 methods across nine built-in functions of the Julia programming language and found three real faults.

6.1.9 GUI testing

A Graphical User Interface (GUI) application is an event-driven software, where the input is a sequence of events that changes the state of the application, and then produces an output. The events can be clicks on buttons, messages in text fields, etc. A GUI test is made up of a sequence of events interacting with the GUI and some assertions on the GUI state. Feng et al. [190] proposed a 3-way technique for GUI test case generation based on event-wise partitioning. The event-wise partitioning is performed according to the level of similarity between the GUI states. They use k -means algorithm to cluster the states. For evaluation, they used two Java open-source applications in their experiments, and found the approach a little better in fault-detection but with a smaller test suite size compared with Event Semantic Interaction technique. Mariani et al. [111] made an empirical study on the reuse of GUI tests based on semantic similarities of GUI events. They proposed a semantic matching algorithm named *SemFinder*, and showed that it outperformed other algorithms. Events with the highest similarity score or all events above a certain threshold can be considered in the test reuse approach. The study had 253 configurations of the semantic components, 337 distinct queries, and 8099 unique GUI events. Mariani et al. found that all semantic matching components have an effect on the quality of the results, but the most impactful component was the Semantic Matching Algorithm.

6.1.10 Compiler testing

Compilers like other software may contain bugs, and warning diagnostic messages could be faulty or missing. A specific type of testing called, compiler testing, is used to detect compiler bugs. An important task in compiler testing is to generate test programs that are able to reveal bugs. Chen et al. [46] proposed an approach called *HiCOND* (**H**istory-Guided **C**ONfiguration **D**iversification) for test-program generation based on historical data that are bug-revealing and diverse in the sense that they are capable of revealing many types of bugs. HiCOND starts by generating a set of test configurations utilising the historical data of compiler testing. Then, HiCOND generates test programs using the set of test configurations. They evaluated the proposed approach on GCC and LLVM compilers, and found HiCOND detected 75%, 133.33% and 145% more bugs than three random test generation and two variants of swarm testing, respectively. Also, 61% of the bugs were detected only HiCOND. In a later study, Tang et al. [47] proposed an approach to build diverse warning-sensitive programs to detect compiler warning defects. They named the approach DIPROM (**D**iversity-guided **P**ROgram **M**utation approach). DIPROM takes as input a test program, and it removes the dead code and constructs the abstract syntax tree (AST). Then, DIPROM mutates the AST using 63 mutators to generate program variants using a diversity-based strategy. Finally, differential testing detects warning defects in different compilers. They made an empirical study using GCC and Clang compilers to compare DIPROM against other approaches including HiCOND, Epiphron, and Hermes. They showed that DIPROM reveals more bugs by 76.74% than HiCOND, 34.30% than Epiphron, and 18.93% than Hermes all in less time.

6.1.11 Test case recommendation

Similar code structures tend to have similar test cases and co-evolve together, some researchers made use of this pattern to generate test cases for structurally similar methods. Shimmi and Rahimi [126] proposed such an approach that assumes an existing test suite that is either incomplete or outdated. In the former case, the approach recommends additional test cases to complete the test suite, or in the latter case, change the current test cases to adapt to the changes introduced in the code. First, the structural similarity between methods is computed, and similar methods are grouped. Then, they identify the corresponding and missing test cases, and modify the test cases with appropriate values. Finally, new test cases for the new methods are recommended. The empirical evaluation made on five large open-source Java applications showed that the approach generated 72% of the minimum required test cases. The limitations of this approach are the assumption made of an existing test suite, and assumes a certain naming convention to be held such that the name of the test case must have the word “test” followed by the tested class or method name. Also, it depends on two other open-source tools, which if they are changed or not available, the whole approach might not work.

6.2 Test Case Prioritisation

Test case prioritisation (TCP) re-orders test cases so that the tester gets maximum benefit in the case testing is prematurely stopped at some arbitrary point due to some budget constraints [218]. DBT techniques have been used in many test case prioritisation papers.

6.2.1 Prioritisation based on test cases

Some techniques use the test cases themselves as a source to guide the prioritisation process. Ledru et al. [102, 34] proposed a prioritisation algorithm that is based on the idea that test diversity strengthens the test suite capability for fault detection. The fitness function used in the prioritisation algorithm is based on the distance between each test case and the set of prior test cases in the test suite. The distance measure is the distance between a test case t and the nearest element of the set of test cases T , where

$$dist(t, T) = \min_{t_i \in T, t_i \neq t} d(t, t_i)$$

For N test cases in T , the fitness function is the sum of distances between each test case and the set of prior test cases in a given permutation $P = t_1, t_2, \dots, t_n$. The prioritisation algorithm used is a greedy algorithm, where in each iteration the most distant test case from the set of ordered test cases is selected. In the case of multiple test cases with the same maximum value, one of them is selected randomly. The ordered set initially consists of the first test case in the test suite. For each string distance, the algorithm computes a *similarity matrix*, which is an $N \times N$ matrix containing the distance values between each test case and the other test cases in the test suite. The experimental results showed that prioritisation based on string distances is better in finding faults than the random ordering of the test suite. Wu et al. [86] aimed to enhance the similarity-based test case prioritisation techniques by accounting for the use of a relative number of execution times of program elements. Test cases are selected based on their diversity with the test cases already selected until the list of test cases is done. Fang et al. [50] expanded more about the use of similarities of ordered execution sequences for test case prioritisation. Wang et al. [18] proposed a similarity-based test case prioritisation

technique according to the distance between pairs of test cases in terms of branch coverage. All branches in the program can be represented as a vector $V : \langle v_1, v_2, \dots, v_n \rangle$, where v_i is the number of times a branch i is executed. They used six different similarity measures in their experiments, which are Jaccard Index (JI), Gower-Legendre (GL), Soka-Sneath (SS), Euclidean distance (ED), Cosine similarity (CS), and Proportional distance (PD) metric. They evaluated their approach on four C programs and found that Euclidean distance is the most effective.

Scalability and performance are crucial to take into consideration if any technique should be used in an industrial environment. Miranda et al. [35] introduced an approach for test case prioritisation based on diversity that is both fast and scalable with big test suites sizes and referred to it as the FAST family of test case prioritisation. The approach utilises some techniques in big data domain for similarity detection. The FAST family techniques use Shingling, Minhashing, and LSH algorithms to find diverse test cases in a short time, and can be used for white-box or black-box prioritisation. The input to the algorithm is a *coded test suite info*, which is the code coverage information represented as a set in the case of white-box prioritisation, or for black-box prioritisation, it is the string representation of the test cases. Miranda et al. made a comparison between 20 techniques of the FAST family and 17 other techniques in test case prioritisation using 10 subjects in C and Java. The evaluation was done in terms of Average Percentage of Faults Detected (APFD). They found that in black-box prioritisation, the efficiency has improved significantly without any effect on effectiveness. In a later study, Greca et al. [85] made an empirical study to compare between test case selection and test case prioritisation. They used a tool called Ekstazi [219] for test case selection, and FAST [35] for test case prioritisation. Then, they used the two tools to combine file-based test case selection and similarity-based test case prioritisation. First, test case selection is performed using Ekstazi, and then the selected subset of the test suite is ordered using test case prioritisation FAST. They made their experiments using 12 Java projects from Defects4J, and found that their proposed approach is more effective than Ekstazi and FAST.

Manual black-box system testing is a type of software testing in which the tester evaluates the functionality of a software application without having any knowledge of its internal workings or source code. Hemmati et al. [53] modified existing test case prioritisation techniques to work on manual black-box system testing. They implemented three different techniques for test case prioritisation based on topic coverage, diversity, and riskiness. In order to evaluate the three techniques, they made an empirical study on releases of Mozilla Firefox (4 old releases and 9 new releases) and found that in a rapid-release environment, prioritisation based on riskiness is 65% more effective in terms of APFD. However, there is no clear advantage over any technique for a traditional software development environment.

Some empirical studies were conducted to evaluate the effectiveness of DBT test case prioritisation (TCP) techniques. Huang et al. [128] made an empirical study of TCP techniques using similarity measures for abstract test cases. The study included 14 similarity measures and two techniques (local and global techniques) for TCP. Also, the study was made on five real-world programs written in C language, and measured the coverage level and fault-finding capabilities of each similarity measure. They reported that global TCP outperformed local TCP in coverage and fault-finding capabilities. Also, Haghighatkhah et al. [110] made an empirical study to investigate whether similarity-based test case prioritisation (SBTP) is more capable than random ordering to locate faults, and the best implementation of SBTP. They implemented five different techniques and experimented on six Java programs from the Defects4J dataset. The five implementations are based on Manhattan distance, Jaccard distance, Normalised compression distance (NCD), NCD-Multisets, and Locality sensitive hashing (discussed in Section 4). The SBTP algorithms were greedy algorithms based on the implementation of Ledru et al. [34]. They found that SBTP techniques outperform random ordering and that no particular implementation is superior to others. However, Locality-sensitive hashing was the fastest but the least effective of the other four implementations.

An alternative idea is based on the rationale that a previous faulty test case is more likely to reveal faults again. Thus, test cases that are similar to these previously faulty test cases have higher chance of detecting new faults as well. Noor and Hemmati [51] defined a class of metrics to measure the similarity of test cases to previously failing test cases, and proposed a test case prioritisation approach based on this metric. The similarities between test cases are identified based on their sequences of method calls. They used three distance functions to measure the similarity between test cases, which are Basic Counting, Hamming distance, and Levenshtein (Edit) distance. They made an empirical study on five real-world Java projects with real faults, and found the proposed approach more effective than other traditional metrics.

6.2.2 Prioritisation based on test steps

“Test steps” refer to the individual actions or procedures that need to be followed in order to execute a test case. Test steps are typically written in a clear and concise manner and provide detailed instructions on how to carry out the test case. Flemstrom et al. [209] proposed ordering test cases based on their similarities in terms of test steps to reduce the cost of translating manual tests into executable code. The automation effort of translating the test steps into executable code can be reduced if the executable code of a test step can be reused for similar test steps. They made a case study on four projects with a total of 3919 integration test cases making up 35180 test steps, written in natural language. The

results showed that the expected manual effort was reduced by 12%, and the proposed prioritisation method was as effective as other heuristic approaches but faster and had less computational cost.

6.2.3 Prioritisation based on program executions

Some researchers designed their prioritisation techniques based on program execution diversity. Gomes de Oliveira Neto et al. [78] proposed a test case prioritisation approach based on the behavioural diversity of test cases, and referred to it as *b-div*. They used mutation testing to compare the executions and failure outcomes of the test cases to capture the behavioural diversity. They compared the *b-div* measures against usual diversity metrics between artefacts (*a-div*), such as test scripts, inputs, or outputs. The study ran experiments on six different Java projects in the context of test prioritisation and evaluated the techniques in terms of their average percentage of fault detection (APFD). They found that *b-div* measures found more mutants than *a-div* measures in all subjects.

6.2.4 Prioritisation for deep learning software

Deep Learning (DL) is being used nowadays for a variety of applications and there is a need to prioritise the inputs of the DL software to find a violation or incorrect predictions as early as possible to reduce the cost of running time [45, 159]. Some of these prioritisation approaches are DBT techniques. Mosin et al. [45] proposed an input prioritisation technique for DL systems, and compared between white-box, data-box, and black-box approaches in terms of effectiveness and efficiency. They implemented surprise adequacy as a white-box approach, autoencoder-based as a data-box approach, and similarity-based as a black-box approach. The empirical evaluation was made on four image classification datasets, and they found that similarity-based has the highest efficiency with a total running time of 4556-4947 and 9381-9623 times faster than autoencoder-based and surprise adequacy, respectively. In terms of APFD, surprise adequacy was the best ranging from 0.785 to 0.914 APFD, while autoencoder-based, and similarity-based ranged from 0.532 to 0.744 APFD and 0.579 to 0.709 APFD, respectively.

Since Metamorphic Testing is used to tackle the oracle problem for DL systems [159], an alternative way of test input prioritisation is to prioritise according to diversity between Metamorphic test case Pairs (MPs). An MP consists of the *source case* (i.e. existing test case) and the *follow-up case* (i.e. a new test case) generated using a specific Metamorphic Relation (MR). Xie et al. [159] proposed a DBT prioritisation technique of MPs for Deep Learning (DL) software. The hypothesis is that if the source test case executes a faulty execution pattern, then a diverse follow-up test case will bypass that faulty execution pattern and a violation would be detected, or vice versa. Therefore, diversity between the executions' patterns of MPs will have a higher probability of detecting violations. The approach starts by executing all MPs and records their execution states. Then, prioritisation of the MPs starts based on the diversity of the MPs executions. The empirical evaluation made on three image classification DNN models showed that the proposed DBT prioritisation technique increased the detection of violations compared to the neuron coverage-based approach in terms of Normalised Average Percentage Violations Detected (NAPVD).

6.2.5 Prioritisation for WS-BPEL programs

WS-BPEL (Web Services Business Process Execution Language) programs are XML-based executable processes that describe the flow of interactions between different web services to achieve a specific business goal. WS-BPEL programs typically consist of a series of activities, including invoking web services, manipulating data, and performing various control structures such as loops, conditions, and exception handling. WS-BPEL programs can be designed using a visual editor or written directly in XML. Mei et al. [112, 113] proposed a similarity-based test case prioritisation technique for regression testing of WS-BPEL programs. The proposed techniques are based on the structural similarity of XML-based artefacts between test cases in three levels: Web Services Description Language (WSDL) interface specification, XML-based messages, and BPEL workflow process. Also, the proposed approach selects pairs of test cases without replacement in turn. They used the tree edit distance to measure the similarity between two XML documents and adapted this metric incorporating Jaccard distance to measure the similarity between two sets of XML documents. They empirically evaluated the proposed approach and found it better in terms of average percentage of fault detection (APFD) than random ordering and other techniques. Bertolino et al. [84] proposed a similarity-based test case prioritisation for access control, which is a security mechanism that ensures that only intended users can access the data. The approach orders Extensible Access Control Markup Language (XACML) test cases using distance functions. In XACML, a test suite consists of a number of access control requests. They defined two distance functions to measure the similarity between two access control requests. The first distance function is referred to as simple similarity, which is based on the lexical distance of the requests' parameters. Simple similarity is a modified version of Hamming distance. The second distance function referred to as XACML similarity, in addition to the values of the parameters, considers the XACML policy. They used mutants to represent faults in their empirical study and found that the proposed approach is better than random prioritisation in terms of APFD.

6.2.6 Prioritisation in CI environments

Some studies investigated diversity-based test case prioritisation in Continuous Integration (CI) environments. Haghigh-Atkhah et al. [101] proposed using diversity-based (DB-TCP) and history-based test case prioritisation (HB-TCP). They used three similarity measures in their approach, which are Manhattan distance, normalised compression distance (NCD), and NCD-Multiset. The NCD-Multiset was the best in terms of effectiveness, but it is slower to calculate than the other two measures. They evaluated the approach on six projects and found that DB-TCP is superior in the early stages when no history data interval is available, but in later stages, HB-TCP becomes better. Hence, merging the two approaches gave better results than using any of them separately. This means applying DB-TCP in the early stages until enough historical intervals are available to apply the more powerful history-based diversity using NCD Multiset. Also, Azizi [135] proposed a technique for regression test case prioritisation that selects test cases based on the test case's textual similarity to the changed parts of the code using Cosine Similarity measure. However, if a test case can reveal an error, but does not have matching terms with the changed code, that test case can be ignored in the ordering. Therefore, Azizi generated tags for the test cases based on their topics, and mapped the test cases with the tags. All test files are grouped, and each term is tokenised removing mathematical operators and some other reserved keywords. The most repeated terms are identified as initial tags, then the Latent Dirichlet Allocation (LDA) technique [220] is used to suggest tags for test cases based on their relevance to each topic. The changes in the code between two versions are extracted using a *diff* tool and placed into a query, which is a vector of tokens. Now given a set of documents $D = \{d_1, d_2, \dots, d_n\}$ and a query $Q = \{q_1, q_2, \dots, q_n\}$, where each element in D and Q is the frequency of the term i in D and Q . The similarity is calculated as:

$$Sim(D, Q) = \sum_{i=1}^n tf_D(d_i) \cdot tf_Q(q_i) \cdot idf(t_i)^2 \quad (15)$$

where tf is the term frequency, and idf is the inverse document frequency. The tagging system helps to organise the test suite and aid testers to find relevant tests more quickly reducing the cost of regression testing. Azizi made an empirical study to evaluate her approach using 37 versions of six open source applications written in Java and C#. She made a comparison with five test case prioritisation techniques and found the proposed approach more efficient and effective.

6.2.7 Clustering-based prioritisation approaches

Some studies used clustering-based approaches for test case prioritisation (TCP). The general idea would be to group similar test cases according to some criterion together, and then prioritise the test cases within each cluster. Finally, construct the final list of test cases by selecting test cases from each cluster according to some rule, usually in a round-robin fashion. Yoo et al. [36] proposed a TCP technique by clustering test cases based on their dynamic runtime behaviour. A human expert, who can provide rich domain knowledge, prioritises the cluster of similar test cases, which is much smaller than the actual test cases. An Agglomerative Hierarchical Clustering technique is used to cluster test cases. Test cases in each cluster are prioritised using a coverage-based greedy prioritisation algorithm and a human expert prioritises the clusters. The final test suite is constructed by selecting from each cluster, going by prioritisation order, the highest ranked test case and discarding it from the cluster, and so on until all test cases from all clusters are appended in the list of final test cases. They evaluated the approach on seven test suites and compared it against coverage-based TCP. Their proposed approach was better in terms of fault-finding capabilities. In another paper, Carlson et al. [97] proposed a clustering approach for TCP that uses code coverage, code complexity, and history data on real faults. They used the Euclidean distance to measure the similarity between test cases, then applied agglomerative hierarchical clustering to group similar test cases together. Then, in each cluster, test cases are ordered using code coverage, code complexity, and fault history information. The final list of test cases is constructed by selecting one test case from each cluster in a round-robin fashion. They experimented with their approach on an industrial program with real faults and found that their approach improves the effectiveness over other techniques with no clustering in terms of the average percentage of fault detection (APFD) metric. Zhao et al. [107] proposed a hybrid technique for regression test case prioritisation that incorporates code coverage similarities with Bayesian Networks test case prioritisation, which includes source code change information, test coverage data, and software quality metrics. The technique clusters test cases with similar code coverage in groups, and then the clustered test cases in each group are prioritised using Bayesian Networks algorithm. Finally, the test cases from each cluster are selected in a round-robin method to construct the final list of test cases. They used Euclidean distance to measure the distance between test cases based on their code coverage. They evaluated their technique on two Java applications with mutation faults and one Java application with manually seeded faults. They compared their technique against additional greedy, Bayesian Networks, and Bayesian Networks with feedback, and found that it outperformed them in terms of APFD.

String Distance test case prioritisation (SD-TCP) uses the similarity between test cases as a basis for ordering test cases. Although SD-TCP is simple and fast, it is vulnerable to extreme cases of tests where the test case may be very long or very short giving it higher priority in the ordering process. Chen et al. [133] proposed a TCP method based on

K-medoids and Similarity (KS-TCP). KS-TCP solves this problem by clustering similar test cases into groups and then prioritises the clusters using string distance greedy-based algorithms. First, a similarity matrix is calculated using the Manhattan distance. Second, test cases are grouped into K-clusters using the K-medoids algorithm. Third, each cluster is sorted using a greedy algorithm from the distance matrix. Finally, test cases are selected from each cluster in order in a round-robin fashion. They evaluated KS-TCP against SD-TCP and Random prioritisation and found that KS-TCP outperforms both in terms of APFD, and KS-TCP is faster than SD-TCP.

An alternative method of clustering based on the properties of the test cases is to cluster test cases based on requirements. Since different requirements have different priorities for the clients, one can build a cluster prioritisation based on requirements' importance and whether the code for that requirement has been modified or not. Arafeen et al. [21] implemented such test case prioritisation technique based on requirements clustering. The rank of a cluster k is:

$$R(k) = \frac{1}{x(k)} \sum_{i=0}^{x(k)} w(i, k) \quad (16)$$

where $x(k)$ is the number of requirements in cluster k , and $w(i, k)$ is the weight of requirement i in cluster k . $w(i, k) = Priority(i) \times Modified(i)$, where $Priority(i) = \{1(low), 2(medium), 3(high)\}$ and $Modified(i) = \{1(unmodified), 2(modified)\}$. Finally, according to the ranking of clusters, test cases are picked. The higher the rank of the cluster, the more test cases are selected. This is computed by calculating the average number of test cases per cluster t , and selecting t test cases from the highest-rank cluster and for each subsequent cluster, the number is decreased by 10%, until all test cases are selected. They evaluated their approach using two Java programs with multiple versions and requirements documents and found the approach to be effective.

Moreover, some researchers applied clustering of test cases based on their coverage information and predicted fault-proneness. Mahdiah et al. [103] proposed such a test case prioritisation approach and evaluated the approach on five projects from the Defects4J dataset. They reported that the proposed clustering-based combined with fault-proneness was better than traditional coverage-based approaches and prioritisation using only fault-proneness in terms of average first fail detected. Mahdiah et al. [103] proposed a test case prioritisation approach using bug history and test case similarities as guides to the reordering process. Firstly, the fault-proneness of code units is determined through a defect prediction model. Secondly, similar test cases are clustered into groups using a hierarchical clustering algorithm. Similarity between test cases is calculated using the Euclidean distance, Manhattan distance, and Cosine similarity of the coverage information of each test case and the predicted fault-proneness. Then, for each group, test cases are prioritised according to their coverage capabilities. Finally, the final list of test cases is constructed by selecting test cases from each cluster using both fault-proneness and the order of test cases within each cluster. The empirical evaluation was made on five projects from the Defects4J dataset, and reported that the Euclidean distance performed better than Manhattan and Cosine. Also, the proposed clustering-based combined with fault-proneness was better than traditional coverage-based approaches and prioritisation using only fault-proneness in terms of average first fail detected.

6.3 Test Suite Reduction

Test suite reduction (TSR) techniques aim to find redundant test cases in the test suite and to discard them in order to reduce the size of the test suite [218]. In TSR literature, Coviello et al. [98] defined an adequate approach as an approach where the reduced test suite covers the same test requirements as the original test suite, while an inadequate approach is an approach where the reduced test suite does not cover the same test requirements as the original test suite. Coviello et al. [98] made an experimental study of adequate and inadequate test suite reduction approaches in terms of the trade-off between the reduction in size and fault-finding capability. They used statement, method, and class coverage as test requirements on 18 approaches. One of the assessed reduction approaches is an inadequate approach based on the coverage similarity between test cases. They concluded that inadequate approaches offer a better trade-off between size reduction and loss in fault-finding capability than inadequate approaches. Coviello et al. [38] proposed a clustering-based approach for inadequate test suite reduction. The clustering-based approach places similar test cases into groups based on their statement coverage, and then treats the test cases in each group as redundant. The algorithm gets the statement coverage of each test case using the JaCoCo tool and represented as a binary vector, where 1 means that the corresponding statement is covered, 0 otherwise. A similarity matrix of size $n \times n$ is constructed, where n is the number of test cases and each cell in the matrix stores the similarity value of the pair of test cases corresponding to the indices of the cell. They used Hierarchical Agglomerative Clustering (HAC) as the clustering algorithm to group test cases together. The reduced test suite will select one test case from each cluster that covers the largest number of statements. They made an empirical study on 19 versions of four Java programs and found that cosine similarity and Jaccard distance gave the best results. In order to fix scalability issues, Cruciani et al. [39] proposed a family of scalable approaches based on similarity for test suite reduction, that uses techniques from the big data domain. The

proposed approach is considered inadequate TSR as it targets a certain number of test cases, but it can be adapted to do an adequate reduction. However, it is not suitable for large-scale test suites. The tester specifies the desired number of test cases. Then, they model each test case as a point in some D-dimensional space, and select evenly spaced test cases. The main contribution is to make a reduction of a large size test suite in a short time (*within seconds*) with a comparable loss of fault detection to other techniques.

Some test suite reduction techniques involve applying clustering algorithms to group test cases with similar characteristics or behaviours into clusters, then from each cluster, one or more representative test cases are selected [17, 37, 114]. Beena and Sarala [17] proposed a clustering-based multi-objective test suite reduction approach aiming to maximise statement coverage and minimise execution time. The subset of the test suite covering all test requirements is referred to as the hitting set. Using statement coverage and execution time information, a similarity matrix is constructed and used for test case clustering. Finally, using the clusters of test cases, the minimal hitting set is generated. The clustering approach uses Hitting Set Directed Acyclic Graph algorithm to identify clusters through weighted distance function. Based on the similarity of test cases, any test case similarity falling below a certain threshold will be placed in a cluster. Chetouane et al. [37] proposed an algorithm for test suite reduction that combines *k*-means clustering with binary search. Euclidean distance has been used in the *k*-means clustering. The general idea of the algorithm is to group test cases that are close together in clusters and then pick a test case from each cluster, reducing the size of the test suite. They use binary search to look for the proper number of clusters such that the coverage or mutation score of the reduced test suite does not deviate much from the original test suite. First, the coverage of the entire test suite of size *n* is computed. Then, the coverage is computed after halving the test suite into $\frac{n}{2}$ clusters. If the coverage is the same as the original, the number of clusters is decreased, otherwise, it is increased. A test suite is constructed by selecting a test case from each cluster, and the test suite with coverage close to the original is selected. They made an experimental study on Java programs, and used statement, branch, MC/DC coverage and mutation score as evaluation metrics. The study was able to achieve a 95.9% reduction maintaining coverage but with a drop in mutation score, and a 82.2% reduction maintaining both coverage and mutation score of the original test suites. Viggiano et al. [114] proposed an approach to identify similar test cases written in natural language to reduce the cost of manual testing performed. The proposed approach uses clustering, text similarity and embedding to identify similar test steps and then compare test cases based on their similarity to test steps grouped in the same cluster. They evaluated the approach using a case from an educational game company in terms of F-score (a measure based on precision and recall). The proposed approach detected similar test cases with the performance of an F-score of 83.47%.

Diversity was also employed for test suite reduction in the context of model-based testing. Coutinho et al. [25] proposed focused on labelled transition systems and used a similarity-based approach. The reduction approach calculates a *similarity matrix*, which is the similarity degree between each pair of the test cases. The algorithm searches the similarity matrix for the highest value, which represents the most two similar test cases. If two cells in the matrix have the same highest value, one of these cells is chosen randomly. The most similar test cases are considered to determine the test case with the lower number of transitions, and select this test case for removal. If the reduced test suite satisfies all the requirements with the removal of the first test case chosen, the test case is removed from the similarity matrix. If one of the test requirements is not satisfied, the test case is added back to the test suite, and the second test case is considered for removal. This process continues until all the test cases that do not affect the test requirements are removed.

Another form of reduction is to “*tame*” the inputs. Pei et al. [105] proposed using delta debugging trails to “tame” the fuzzer. Taming the fuzzer means controlling the large number of test cases generated, especially the tests that keep triggering the same bug. The hypothesis is that the larger the distance between two test cases according to some distance function, the more likely they belong to different groups. Therefore, by applying the Furthest Point First (FPF) algorithm, the most diverse test cases can be retained to discover diverse bugs and reduce the number of test cases required. Two distance measures based on the Euclidean distance are used to measure the distance between any pair of test cases. The first distance measure is the *Single-linkage*, where the distance between two sets of failing test cases is the distance between the nearest pair. The second distance measure is the *Average-linkage*, where the distance is the average pair-wise distance between the two sets.

Some other works defined a set of test metrics to calculate the diversity between pairs of test cases in a regression test suite that can be based on interaction behaviour models [166], or based on block coverage criteria, control flow of a program, variable definition-usage, and data values [207].

6.4 Test Case Selection

Test case selection is the process of selecting a subset of the currently available tests that are relevant to some set of recent changes [218], where DBT techniques can be used. Rogstad et al. [75] proposed a black-box regression test case selection approach based on similarity for large-scale database applications. First, the input domain is divided using classification tree models. Then, similarity-based test case selection is applied to select test cases from each partition.

They conducted experiments on a industrial large database application and found that improvements were marginal against random selection. However, if the partitions contain many test cases and the variations within each partition are large, then the approach is worthwhile.

In some cases, emergency changes have to be made to the software quickly, but running the entire test suite can be time-consuming, and selecting a subset can be risky. Farzat [99] proposed a heuristic approach for test case selection aiming to maximise coverage and diversity to lower the risks posed by introducing emergency changes into the software. The proposed approach selects a subset of the test cases that cover the most important features of the program according to a certain feature ordering or priority. The formal model contains a reward function that calculates an overall coverage for a test suite adjusted by a penalty function calculated using Euclidean distance. The overall coverage is the sum of the coverage of each selected test case.

Another possible method to mitigate the risk of discarding test cases to lower the costs of running tests is using Continuous Integration (CI) and/or Continuous Delivery (CD) pipelines. Gomes de Oliveira Neto et al. [55] aimed to study the harmonies between CI and similarity-based test optimization by evaluating similarity-based test case selection (SBTCS) on integration-level tests executed on continuous integration pipelines of two companies. They selected test cases that maximise the diversity of test coverage and reduce feedback time to developers. In a case study, an evaluation between three similarity functions and random test selection was conducted, in terms of test coverage and execution time of the selected subset. The similarity functions used are normalised Levenshtein (NL), Jaccard distance and normalised compression distance. The selection does not require any information other than the test cases themselves, and the selection techniques are evaluated according to how much of the test requirements were covered, dependencies and steps in relation to the reduction of the test suite. Gomes de Oliveira Neto et al. [55] showed that SBTCS managed to reduce the time needed to run integration tests on CI servers while maintaining full test coverage of various criteria from test artefacts.

In a recent study, Shimari et al. [106] proposed a clustering-based test case selection using the execution traces of test cases for an industrial simulator. The goal was to select a subset of the regression test suite that is capable of achieving high code coverage and diverse runtime executions for the simulation (i.e. short and long simulations to reflect regular usage patterns). The case study showed that the proposed approach selects test cases with high coverage and high diversity of execution time.

6.4.1 Multi-objective algorithms

Multi-objective algorithms have been used for test case selection in a number of studies [205, 80, 73]. De Lucia et al. [205] discussed the concept of asymmetric distance preserving, useful to improve the diversity of non-dominated solutions produced by multi-objective Pareto efficient genetic algorithms. They proposed a multi-objective algorithm for test case selection by increasing population diversity in the obtained Pareto fronts. They made an empirical study on four programs from the Siemens benchmark and found that using diversity as one of the objectives improved the convergence speed of the genetic algorithms. Mondal et al. [80] proposed using coverage-based and DBT techniques using NSGA-II multi-objective algorithm maximising both coverage and diversity of test cases in the context of test case selection. They made an experimental study on real-world case studies and found that DBT selection is slightly better than coverage-based selection. They found that DBT is much more effective than coverage-based for some projects, but also coverage-based is much better in other cases. However, coverage-based and DBT can be complementary to each other. Thus, the proposed bi-objective approach is better than using only coverage-based or DBT by 10 – 16%. Panichella et al. [73] suggested an improvement in multi-objective genetic algorithms (MOGAs) by diversifying the solutions of the population for test case selection. They proposed DIV-GA (**DIV**ersity based **GEN**etic **AL**gorithm), that inject new orthogonal individuals to increase diversity during the search process. The selection strategy is based on the concept of crowding distance, where individuals who have higher distances from the rest of the population have a higher probability of being selected. They made an empirical study on 11 real-world programs and showed that DIV-GA outperforms greedy algorithms and MOGAs in fault-detection and also better in terms of cost.

6.4.2 Model-based test selection

Model-Based Test Selection (MBTS) focuses on selecting a subset of test cases that provide adequate coverage of the system's functionality and requirements utilising a model of the system under test. DBT techniques are used extensively in this context. Cartaxo et al. [23, 24] proposed a similarity-based approach for MBTS. A similarity path matrix of size $n \times n$ is built, in which each cell represents the similarity between a pair of test cases. The algorithm finds the highest value in the matrix, which represents the highest similarity between a pair of test cases and discards one of them. If one test case has fewer transitions than the other, then it is discarded. If both test cases have the same number of transitions, then one of them is discarded randomly. This process continues until the desired size is reached. They made a comparison between the similarity-based selection and random selection in three case studies.

They found that similarity-based selection is better than random selection for a selection goal of 20% or more. For small selection percentages, they found that random selection works better. In a similar paper, Gomes de Oliveira Neto et al. [56] presented a similarity-based MBTS. The proposed approach detects modifications in the code by analyzing the similarities between test cases. The selection approach constructs a similarity matrix, and classifies test cases into reusable, targeted, or obsolete. Then, it removes similar to obsolete test cases and adds test cases covering modifications. Finally, it removes redundant test cases, includes dissimilar reusable test cases and exports the resulting subset. They performed an industrial case study and an experiment, and found that the proposed approach had similar fault-detection with other similarity-based approaches, but with a significant increase in covering the modified parts of the model. Hemmati et al. [26] proposed a similarity-based test case selection (STCS) for UML state machines using Genetic Algorithm (GA). The fitness function is based on Trigger-Based similarity (“*Tb*”). The crossover and mutation operations can result in an invalid solution, which is discarded from the population. They applied the selection technique to an industrial case study and made a comparison between the proposed Trigger-Based Genetic Algorithm (TbGA) and other techniques including random selection, greedy algorithms using Trigger-based (Tb), Identical transition (It), and Identical state (Is). Hemmati et al. found “TbGA” to be more effective in detecting real faults than the other selection techniques. Also, they evaluated the fault detection of the selected subset in comparison with the original test suite. They were able to use the technique to select only 27% of the test suite maintaining the full fault-finding capabilities. Hemmati et al. [28] further discussed the concept of test case diversity in test case selection for model-based testing. They reported that GAs are the best technique for STCS saving up to 80% of test executions while maintaining 99% of fault-detection rates. Arrieta et al. [95] proposed a black-box test case selection approach for Simulink models. They defined six effectiveness measures, four antipatterns based on output signals (Instability, Discontinuity, Growth, and Output minimum and maximum difference), and two similarity metrics based on input and output signals similarities. They considered Test Execution Time (TET) as the cost measure and applied it to all six measures and 15 of each of the pairs making up a total of 21 objective combinations. The empirical study showed an increase by 18% to 28% over random selection in terms of Hypervolume quality indicator and that the proposed black-box metrics outperformed the white-box metrics.

Some empirical studies were made to investigate the use of similarity-based approaches for MBTS. Hemmati and Briand [27] made an empirical study on industrial software to investigate different similarity measures for test case selection in the context of model-based testing. The similarity measures used in the study are Identical transition (*It*) function, Hamming distance, Jaccard Index, Levenshtein distance, Needleman-Wunsch (NW), and Smith-Waterman (SM). They reported that Jaccard Index gave the best fault-detection rate. They evaluated using real faults and found that the fault detection rate increased by 50% compared to coverage-based selection saving 77% in execution cost. Another study by Hemmati et al. [74] made an empirical study on two industrial case studies to understand the conditions in which similarity-based selection techniques can be beneficial to use. They implemented GA and ART in the study using Jaccard Index and Needleman-Wunsch (NW) as similarity metrics. Then, they studied the test suites’ properties in order to identify the best situation to apply similarity-based techniques. That situation is when similar test cases detect a common fault, and more importantly, when dissimilar test cases detect distinct faults. Also, they found that when there are outliers (i.e. a small number of test cases that are far away from the rest of the test cases), the fault-detection rate of similarity-based test case selection drops significantly. This occurs because the approach selects more test cases from a smaller group of test case clusters. They proposed a rank scaling approach to solve this scenario, where all similarity values in the similarity matrix are sorted, and the rank of each value is its index in the sorted array. The values in the similarity matrix are replaced by their rank. However, the rank scaling approach partially solved the outliers problem. In a later study, Hemmati et al. [29] introduced 320 variants of similarity-based test case selection (STCS) from different configurations of three parameters of STCS, and applied them to two industrial case studies. The three parameters of STCS are the representation of abstract test cases, the similarity function, and the algorithm used for similarity minimisation. The best variant of STCS reduced the cost by 50% to 80% and improved fault-detection rate up to 45% over coverage-based selection and 110% over random selection.

6.4.3 Deep neural network

Testing of Deep Neural Networks (DNNs) is a critical aspect of ensuring their reliability and accuracy in real-world applications. Zhao et al. [194] made an empirical study to find out the level of diversity of test input selection for deep neural network (TIS-DNN) methods. The level of diversity here means whether some classes in the original test set may have been missed by the selected subset. The test diversity is measured through the accuracy-based performance measure $AccEE_{avg}$, which focuses on the average value of accuracy over all classes. Five TIS-DNN methods used in the study are SRS, CSS, CES, DeepReduce and PACE on seven DNN datasets. The study showed that these methods guarantee performance, but have a negative effect on the test diversity of the subset. Also, they discussed that there is still great room for performance improvements in TIS-DNN methods. In another study, Aghababaeian et al. [44] proposed a black-box strategy to test DNNs based on the diversity of inputs’ features rather than the traditional neuron coverage criteria. The approach can be applied to address multiple areas of testing DNNs, including test case selection.

The empirical study made using four image recognition datasets and five DNNs shows the superiority of the DBT technique over the neuron coverage approach in terms of fault-detection.

6.5 Test Suite Quality Evaluation

Test suite quality evaluation techniques aim to judge on the quality of the current test suite and give insight to testers about certain properties which can guide the tester to improve or fix some issues in the test suite. Diversity of tests is one of the properties that testers generally aim to have in the test suites. Nikolik [192] proposed a method for measuring the level a test suite executes on a program in diverse ways with respect to control and data, and implemented a tool named *The Diversity Analyzer*. The proposed method measures conditional diversity, data diversity, standard deviation of diversity, and test orthogonality. Conditional diversity measures the balance between the number of times branches are true and false in the code. Data diversity measures the variation of the data inputs in the set of test cases. Standard deviation of conditional diversity measures the control dispersion of the test cases. Orthogonality measures the degree of linear dependencies in control and data between test cases. The experiments done using the tool showed that more diverse test suites have higher fault-detection rates. Shi et al. [42] proposed a black-box metric for test suite quality evaluation referred to as *distance entropy* based on the diversification concept. They represented the test cases as nodes in a complete graph where the weights of the edges are the distance between each pair of node. The distance between the pairs of test cases is measured using the learned distance metric. Then, they used a minimum spanning tree to measure the similarity of the nodes in the graph calculating the distance entropy of the test set. Shi et al. showed that distance entropy outperformed other simple metrics in equivalent time complexity.

Many empirical studies were made to investigate the importance of diversity in test suites [43, 20, 122] and some of its challenges [41]. Xie and Memon [43] made an empirical study to investigate the characteristics of “good” GUI test suite evaluating the testing cost and fault detection effectiveness. They found that the diversity of states and the event coverage are the two major factors of fault-detection capabilities. In order to increase the diversity of GUI states, testers need to increase the diversity of GUI states by developing a large number of small test cases to detect “shallow” faults (i.e. faults that can be found by executing events in a different order). Another way of increasing diversity is that, if more resources are available, testers can develop a small number of long test cases to reveal more “deep” faults (i.e. faults that can be found through complex conditional statements). Zhang and Xie [20] conducted an empirical study to investigate the essential diversities to be used as testing criteria for deep learning systems. They defined five metrics and leveraged metamorphic testing to reveal faulty behaviours. They used the Jaccard distance to measure the diversity between two metamorphic relations. Also, they measured the diversity in Neuron Coverage (i.e. the number of activated neurons), the diversity in neuron output distribution with respect to major function regions, the diversity in neuron output distribution with respect to corner-case regions, and the diversity in most activated neurons and with respect to activated neuron distribution. Furthermore, they evaluated the quality of test suites using the defined metrics and reported that diversity increases fault-detection. Flemstrom et al. [122] made an industrial case study on four real-world industrial projects in the railway domain to investigate if test overlaps exist and how they are distributed over different test levels, and reduce test effort. Test overlaps mean a high level of similarity between test cases, such that no additional value can be had by including the redundant test cases. The results showed that most overlaps occurred within the system integration test levels. Test cases in the system integration test consist of a series of ordered test steps, which in turn consist of a stimulus (manual instructions) and an expected reaction. Gomes de Oliveira Neto et al. [41] investigated some challenges of using diversity information for developers and testers since results are usually many-dimensional. Also, it can be difficult to choose when and where to use DBT techniques due to their generality. They investigated: i) What are the trade-offs in using different sources of diversity, such as diversity of test cases, or diversity of test requirements to optimize large test suites? ii) How the visualization of test diversity data can help testers improve test suites? The study made a comparison between three different techniques, which are *manually selected test cases*, *a diversity-based subset of test cases based on the Jaccard Index*, and *a random subset of tests*. The evaluation was performed based on the level of redundancy and the average percentage of fault detection (APFD). They found that test similarity maps, based on pairwise diversity calculations, aided practitioners in the industry in identifying problems in their test suites and helped them in making decisions to improve the test suites. They concluded that the optimization and maintenance tasks can be improved using the visualization of the diversity information.

Exploratory testing (ET) is a software testing approach that complements automated testing by leveraging business expertise, and they are defined and executed on-the-fly by the testers [221], and can be considered as an evaluation technique. The main goals of ET are to find new bugs not detected using manual or automated tests, and improve the quality of the system under test. Leveau et al. [171, 221] proposed an approach to help testers explore any web application using Exploratory Testing. They used a prediction model based on n -gram language models, which tracks the online interactions that the testers do and based on the prediction model gives probabilistic future interactions. Testers who select lower probability interactions will increase the exploration diversity. Thus, achieving deeper

investigation of the web application. They made a controlled experiment and a case study to evaluate the approach, and reported that the approach helped the tester not be stuck in repeating the same test interactions.

6.6 Fault Localisation

Fault localisation (FL) is the process of identifying the locations of faults in a program [222]. In this section, we cover testing-based fault localisation, which utilises the testing information to localize the faults [67], and in particular DBT techniques. Hao et al. [67] proposed a technique named *similarity-aware fault localisation* (SAFL) by using the theory of fuzzy sets to evenly distribute the test cases. They evaluated their proposed approach against Dicing and TARANTULA testing-based fault localisation approaches using two real-world programs, and found that SAFL is more effective when redundancy is present, and competitive when it is not present. Hao et al. used SAFL within a more detailed description in [203]. Zhao et al. [116, 117] proposed a fault localisation framework to make use of execution similarities of test cases to improve coverage-based fault localisation techniques. They count distinct execution paths and store that information in a coverage vector to capture any execution similarity, and use the failing extent of a coverage vector to estimate the execution similarity [117]. They evaluated their framework on seven programs from the Siemens benchmark and three UNIX utility programs. Gong et al. [202] presented a Diversity Maximisation Speedup (DMS) for test case prioritisation to address the problem of test cases without manual labelling. DMS requires testers to label much fewer test cases to achieve a competing fault localisation accuracy with other techniques thus reducing the cost of the test. Xia et al. [204] used the same DMS approach to locate faults in single-fault and multi-fault programs. They compared DMS with six test case prioritisation techniques on 12 *C* programs and found that DMS can reduce the cost while keeping the same accuracy of fault localisation. Later, You et al. [19] discussed a number of modified similarity coefficients in fault localisation to evaluate the significance of failing and passing test cases in similarity coefficients. The failing test cases provide more important information for fault localisation, and therefore it is given more weight than passing test cases. They used Jaccard similarity coefficient [223], Tarantula similarity coefficient [224], and Ochiai similarity coefficient [225] in their approach modifying them with different weights. They evaluated their proposed approach on five programs from the Siemens benchmark using 75 faulty versions and found it more effective and accurate.

Test cases have an important role in fault localisation, and adding more test cases to the test suite can help refine the suspiciousness scores of the statements. However, increasing the number of test cases adds to the cost of execution time and effort of the manual test oracle. Therefore, having a diverse and small number of test cases can improve fault localisation while reducing the cost. Liu et al. [76] proposed an approach of test case generation for fault localisation of Simulink models. They developed a prediction model based on supervised learning that prevents adding more test cases that are unlikely to improve fault localisation. Liu et al. [77] extended this work by adding a new test objective based on output diversity. They evaluated the proposed approach on three industrial case studies and found that fault localisation has increased significantly and that the prevention prediction model was able to reduce the size of the generated test suite by more than half while maintaining the fault localisation capabilities.

Conclusions — RQ4: PROBLEMS

The collected papers in this study handled a range of software testing problems including: test data generation, test case prioritisation, test suite reduction, test case selection, test suite quality evaluation, and fault localisation. Test data generation is the most researched problem in software testing where DBT techniques have been used with 37.9% of the papers. Test case prioritisation comes next after test data generation in terms of the number of papers using DBT techniques with 22.1% of the papers. Followed by test case selection, test suite quality evaluation, test suite reduction, and fault localisation with 14.5%, 7.6%, 6.9%, and 6.2%, respectively. In test data generation, DBT techniques achieved an overall higher mutation scores than random testing [9] with an increase of up to 30% [96], assisted in preventing the search process from stagnating in search-based approaches [182, 94, 124], showed a significant increase in crash detection of between 28% to 97% [91], and decreased the average generation time of valid tests in DL systems by 15.7% to 47% [147]. Furthermore, DBT techniques increased the overall average percentage of fault detection compared to other test case prioritisation techniques [35, 53, 110], improved fault-detection rate up to 45% over coverage-based selection and 110% over random selection [29], and achieved 82.2% test suite reduction maintaining both coverage and mutation score of the original test suites [37].

Table 8: A list of the software application domains addressed using DBT techniques.

Rank/App	Description	Total	Papers
1 Stand-Alone	Console programs and libraries that are written to perform any specific task on a local machine.	106	[31, 206, 94, 119, 182, 21, 135, 17, 13, 84, 121, 136, 6, 96, 201, 208, 183, 40, 30, 97, 87, 133, 37, 98, 38, 39, 205, 55, 41, 78, 79, 50, 99, 52, 7, 88, 109, 122, 209, 202, 85, 100, 110, 101, 67, 203, 74, 32, 33, 128, 166, 92, 102, 34, 76, 77, 123, 103, 81, 22, 112, 113, 90, 91, 83, 35, 80, 161, 192, 51, 104, 184, 73, 105, 197, 82, 200, 145, 138, 139, 8, 9, 10, 42, 106, 187, 188, 207, 140, 114, 129, 130, 18, 86, 204, 115, 66, 131, 193, 36, 19, 125, 116, 117, 107, 126]
2 Model-Based	Systems represented as models like FSM or Simulink models.	14	[95, 120, 5, 23, 24, 25, 56, 26, 27, 28, 29, 14, 15, 16]
3 Web	Applications that run on the web browser.	8	[11, 12, 48, 53, 171, 137, 49, 124]
4 NN Models	The heart of deep learning algorithms which are inspired by the human brain, mimicking the way that biological neurons signal to one another.	7	[44, 147, 89, 45, 159, 20, 194]
5 GUI	A program with a graphical user interface that has labels, buttons, text fields, and other widgets which a user can interact with.	4	[43, 190, 191, 111]
= 6 Compilers	A program that translates a programming language's source code into machine code, bytecode or another programming language.	2	[46, 47]
=6 Mobile	Applications designed to run on a mobile device.	2	[185, 186]
8 Database	Applications that process and manipulate data stored and work as a database management system.	1	[75]

7 RQ5: SUBJECT DOMAINS

RQ5: SUBJECT DOMAINS

DBT techniques have found applications in various domains, with the nature of each domain influencing the specific approaches employed to incorporate diversity. In this section, we highlight several key subject domains where DBT has been explored. Table 8 lists the subject domains where DBT techniques were applied, with a short description, total number of papers, and citation to these papers. Figure 6 shows the distribution of subject domains where DBT papers were applied.

7.1 Console Programs & Libraries

Stand-alone programs and libraries such as Defects4J and Siemens frameworks have received significant attention in the context of DBT across various research areas. Notably, DBT techniques have been applied in search-based software testing [5, 6, 96, 52, 131, 9, 94, 121, 183, 184], mutation testing [187, 188, 138, 139, 78, 197], continuous-integration environments [55, 101, 135], test case recommendation [126], and machine translation systems [30].

A number of papers have explored the incorporation of diversity into fuzzers, particularly in terms of input generation. These include the utilisation of reinforcement learning to guide and control the input generator [200], used feedback-driven fuzzing [161], and exploration of deep program semantics [125]. Other approaches have aimed to enhance the diversity of tests in general [91], or reduce the number of generated tests [105].

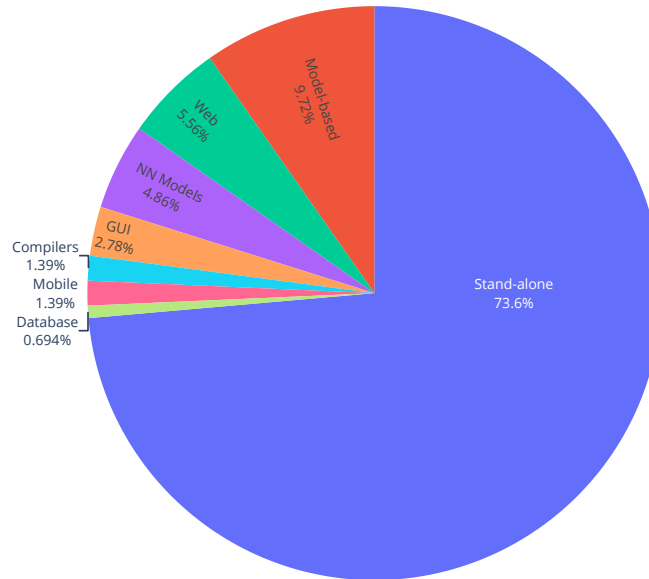


Figure 6: Distribution of the subject domains of the DBT papers.

Although the vast majority of the papers in the study used stand-alone programs or some libraries in their experiments, a lot of the proposed approaches can be used in many other subject domains.

7.2 Model-Based Systems

DBT techniques have been employed in the field of model-based testing. Noteworthy contributions include the generation of test suites from finite state machines [120], test suite reduction for MBT [25], test case selection for MBT [23, 24, 26, 27, 28, 29, 56], and the application of DBT techniques to Simulink models [14, 15, 16, 95, 76].

7.3 Web Applications

The realm of web testing has witnessed the utilisation of DBT techniques, as discussed in Section 6 and Section 5. Certain characteristics specific to web applications, such as the document object model (DOM) [48], HTML tag structure [11, 12], long interacting sequences [49], exploration of web applications [171, 221], and challenges related to string-matching-based rules in crawling-based web application testing [137], influence the application of DBT techniques. Another work used parallel evolutionary to generate test cases faster for web applications [124].

7.4 Database Applications

DBT techniques have been applied to database applications in one paper, which focused on the selection of a diverse subset of test cases for large-scale databases [75].

7.5 Graphical User Interface

Graphical User Interface (GUI) are applications that contain widgets (e.g. Buttons, Text fields, etc.) where a user interacts with. GUI can be applied in desktop, web, or mobile applications. However, some researchers focused on the characteristics of GUI components in testing and tried to investigate the characteristics of what makes a GUI test suite effective [43], generate GUI test cases [190, 191], or investigated the reuse of GUI tests based on semantic similarities [111].

7.6 Compilers

Compilers are programs that translate source code written in some programming language into machine code, byte-code, or the source code of some other programming language. A few studies have explored DBT techniques in compiler testing, including history-guided bug revealing techniques [46], and the detection of compiler warning defects [47].

7.7 Mobile Applications

Although limited, DBT techniques have also been applied to mobile application testing. Notably, Vogel et al. [185, 186] investigated diversity in the context of test data generation for mobile applications, leveraging a modified version of the heuristic NSGA-II algorithm to introduce diversity and achieve improved coverage, albeit at higher computational costs.

7.8 Neural Network Models

Recent interest has emerged in employing DBT techniques within the realm of Neural Networks (NNs). For instance, NNs have been utilised to construct diverse search spaces based on the diversity of salient features [89]. Also, NNs were the target of testing utilising diversity of neuron coverage for testing DL models [20, 194], or through population diversity to generate diverse test cases [226]. Furthermore, Aghababaeian et al. [44] and Jiang et al. [147] used inputs' feature diversity to test DNNs and showed significant improvements over the traditional coverage-guided, greedy, or random approaches in terms of fault-detection and average generation time.

In test input prioritisation for DL models, Xie et al. [159] found the diversity-based approach better in terms of the average number of detected violations than the neuron coverage-based approach. Similarly, Mosin et al. [45] used a similarity-based approach for input prioritisation and found that it was much more efficient compared to white-box and data-box approaches, but with lower effectiveness (APFD) than white-box and comparable effectiveness to data-box.

These diverse subject domains demonstrate the broad range of contexts in which DBT techniques have been investigated. The exploration of diversity across these domains reflects ongoing efforts to enhance the effectiveness and efficiency of software testing practices.

Conclusions — RQ5: SUBJECT DOMAINS

The subjects reported in the collected papers were stand-alone programs and libraries, web applications, database applications, mobile applications, model-based applications, compilers, and neural network models. Almost three-quarters implemented their approaches on console programs and libraries written in different languages such as Java, C, Python, etc. Model-based applications come next in the popularity of reported studies. Moreover, a few studies reported the use of diversity in web applications, but one might have expected such systems to receive more attention since they are widely used in both industry and academia. Also, only two papers applied diversity in compilers, two papers used diversity in mobile applications, and only one paper used diversity in databases. Finally, since 2019, there has been a significant increase of DBT techniques for neural-network models.

8 RQ6: TOOLS

RQ6: TOOLS

In this section, we present the tools that were developed based on DBT techniques. Table 9 lists the tools encountered in the study. Figure 7 shows the number of developed tools since 2005. The number of tools started to increase in the last 5 years, which shows a level of maturity in the field of applying diversity in software testing. Also, the trend line shows an increase of DBT tools in the field, with the highest number of DBT tools developed in 2022. Note also that 2022 was the year with the most publications

Numerous research papers have contributed to the development of DBT tools aimed at generating test data for various applications. Many of these tools are categorized as fuzzers, such as “SimFuzz” [125], “RLCheck” [200], and “BeDivFuzz” [161]. Furthermore, “OutGen” [13] caters for a broad range of programs and software systems, focusing on the generation of diverse output data. In compiler testing, there is “HiCOND” [46] a test-program generation tool that leverages historical data for compiler testing, and “DIPROM” [47], which constructs warning-sensitive programs to detect compiler warning defects. Moreover, in test case recommendation, Test Suite Evolver (TSE) [126] augments an existing test suite to cope with changes made in the source code, or add more test cases to an incomplete test suite by exploiting structural similarity between methods.

Specifically targeting web applications, “DIG” [48] (**D**Iversity-based **G**enerator) has been introduced for generating test cases. For mobile applications, SAPIENZ^{DIV} [185] used diversity to enhance the mobile application testing tool SAPIENZ resulting in improved coverage albeit at the cost of increased processing time. In another type of application, “SimCoTest” [237], is a tool for generating tests for Simulink models. Additionally, “SiMut” [197] is notable for its ability to generate a reduced set of mutants, offering efficiency gains in mutation testing.

Table 9: A summary of the tools encountered in the study.

Tool	Problem	Application	Proposed	Used in
The Diversity Analyzer	Test suite evaluation	General-purpose Applications	[192]	[227, 228, 229]
DART	Test case selection	Database Application	[230]	[231, 232, 233]
SimFuzz	Test data generation	General-purpose Applications	[125]	[234, 235]
SIMTAC	Test case prioritisation	C & Access Control	[84]	-
SimFL	Fault localisation	Simulink Models	[236]	[77]
SimCoTest	Test data generation & Test case prioritisation	Simulink Models	[237]	[16, 238]
FAST	Test case prioritisation	C & Java programs	[35]	[39, 85]
HiCOND	Test data generation	Compilers	[46]	[239, 47]
DIG	Test data generation	Web Applications	[48]	[240]
SAPINEZ ^{DIV}	Test data generation	Mobile Applications	[185]	[186]
OutGen	Test data generation	General-purpose Applications	[13]	-
SiMut	Test data generation	Java programs	[197]	-
RLCheck	Test data generation	Java programs	[200]	[161, 241]
DIPROM	Test data generation	Compilers	[47]	-
BEDivFUZZ	Test data generation	Java programs	[161]	-
TSE	Test data generation	Java programs	[126]	-
FASTAZI	Test case prioritisation	Java programs	[85]	-
METALLICUS	Test adaptation	Python programs	[140]	-

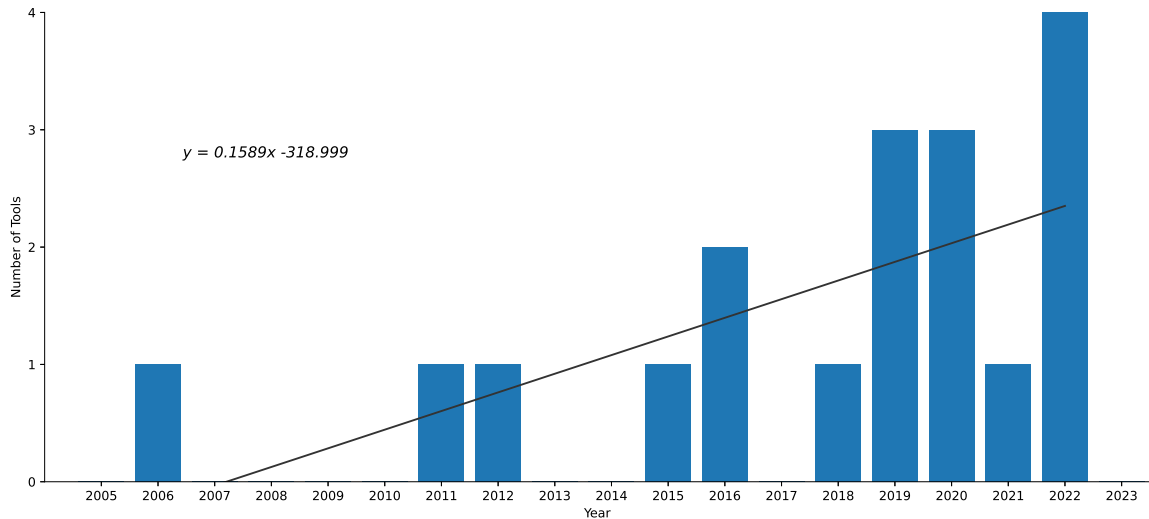


Figure 7: The number of diversity-based tools developed per year.

Several additional papers have contributed to the realm of DBT tools in the context of test case prioritisation. One such tool, “SIMTAC” (Similarity Testing for Access-Control) [84], focuses on reordering test cases for Access Control systems based on their similarity. Similarly, “SimCoTest” [237] also addresses test case prioritisation, particularly within Simulink models, while also encompassing test data generation capabilities, as previously mentioned. Furthermore, two tools, namely “FAST” (Fast and Scalable Test Case prioritisation) [35] and “Fastazi” [85], utilise diversity to prioritise test cases within test suites for Java applications. FAST demonstrates improved efficiency without compromising effectiveness, while Fastazi combines file-based test case selection with similarity-based test case prioritisation.

Other areas in software testing had very few DBT tools. In 2006, Nikolik [192] introduced the first DBT tool named “The Diversity Analyzer” for quantifying the extent to which a test suite exercises a program in diverse manners with regard to control and data. In the domain of test suite reduction, “DART” (Database Regression Testing) [230] employs a similarity-based regression test reduction approach for large-scale database applications. Another tool, “SimFL”

(Simulink Fault Localisation) [236], focuses on fault localisation within Simulink models. Lastly, METALLICUS [140] is a DBT test recommendation tool that generates a corresponding test suite given a query function.

These DBT tools showcased in the literature contribute to various aspects of software testing, ranging from test case prioritisation and reduction to fault localisation and test suite generation. Their adoption demonstrates the ongoing efforts to leverage diversity as a means to enhance the effectiveness, efficiency, and quality of software testing practices.

Conclusions — RQ6: TOOLS

The trend line shows an increase of DBT tools in software testing with a notable increase in the past 5 years. The highest number of developed DBT tools was in 2022, which also has the highest number of DBT papers published from our collection of papers. Most of the reported DBT tools (77.78%) were developed to deal with the problems of test data generation and test case prioritisation. One tool supports both test data generation and test case prioritisation and 10 more tools deal with the problem of test data generation, while 3 more tools were developed for test case prioritisation. Only one DBT tool was developed for test suite quality evaluation, one in test case selection, and one for test adaptation. The tool developed for test case selection is only for database applications.

9 Future Research Directions

We discuss a number of the challenges in DBT and future research that can be done to address these challenges.

9.1 Areas of Applying DBT Techniques

Test data generation is the most researched area where DBT techniques were implemented as we showed in Section 6. Although test suite reduction, test case prioritisation, and test case selection are closely related problems that deal with the cost of large regression test suites, many authors have applied DBT techniques in test case prioritisation and test case selection, but there are very few papers on test suite reduction. Since DBT techniques showed great promise in test case prioritisation [21, 35, 34, 128], it would make sense to use them to solve test suite reduction as well. More work needs to be performed in test suite reduction, and more extensive investigations need to be done to compare DBT techniques with other reduction techniques reported in the literature.

9.2 Diversity-Based Subjects

Most reported papers in this study used DBT techniques on stand-alone programs and in Model-Based testing. This was discussed in Section 7, and we showed that there was little work on the use of DBT techniques in web, database and mobile testing.

Although web applications are widely used, there are fewer paper applying DBT techniques on them. As discussed in Section 7.3, all of these address test data generation [49, 11, 12, 137, 242, 48, 171, 221, 124], and none of the reported papers dealt with evaluating the quality of the current test suite or reducing the cost of test suites for web applications.

The limited memory and processing power of mobile devices make it difficult to use an extensive and more demanding techniques. This can be an obstacle for using DBT in test data generation for Mobile applications as was reported by Vogel et al. [186]. The modified tool *SAPINEZ^{DIV}* has more computational cost than *SAPINEZ*. However, applying test case prioritisation or test suite reduction for mobile test suites could be very appealing. A scalable prioritization approach such as the one proposed by Miranda et al. [35], may be useful. Further investigations are needed to apply DBT techniques in mobile applications.

9.3 Tool Support

As discussed in Section 8, there has been a spike on the number of DBT tools developed since 2019, which indicates a possible maturity in the field. The trend line of Figure 7 also shows an increase of DBT tools developed. However, most of these tools were developed for test data generation. There is a need for more tools in other areas, especially for test case selection, test suite reduction, and test suite quality evaluation.

Furthermore, there are many Simulink DBT tools developed for a variety of areas, such as test data generation [237], test case prioritisation [237], and FL [236]. However, other applications, such as web and mobile, have very little tool support for DBT techniques. Only a single tool for Web applications was developed [48], and only a single tool for Mobile applications was developed [185]. These tools are only for test data generation, which leaves other areas such

as test case prioritisation, test suite reduction, and test case selection open for DBT tools to be developed for both Web applications and Mobile applications. For Database applications, DART [230] is for test case selection. There is no available DBT techniques or tools to generate test cases for such applications.

9.4 Guidelines for Selecting The Diversity Parameters

We refer to the similarity metric and the testing artefact as the *diversity parameters*. Many similarity metrics were discussed in Section 4, and there was no clear indication of which similarity metric would perform best. In Section 5, many artefacts are described that can be used as a basis for applying DBT techniques, and most of the papers used test script or input diversity. However, there is a lack of guidelines for selecting these parameters. Currently, it is primarily the role of the researcher to select based on intuition or experience. The nature of the application or the type of the testing artefact can guide the selection of the similarity metric that can be most appropriate. Also, is there a correlation between the software testing problem to be solved and these diversity parameters? The existence of such guidelines could help researchers and practitioners identify the most suitable the similarity metric and artefact to use for a specific problem or application.

9.5 Exploring Other Diversity Artefacts

Most current works focused on input and test script diversity as shown in Section 5. Other artefacts did not receive much attention, and some artefacts are used with other diversity artefacts, which makes it difficult to identify their importance and contribution to the effectiveness of the DBT technique. Non-functional properties are prime examples of such artefacts. Feldt et al. [52], used non-functional properties such as memory and processing time as one of 11 variation points in their model. However, since there were several other factors, it is difficult to determine how useful these properties can be. Shimari et al. [106] used the run time information obtained when executing the SUT with the test cases to develop a test case selection technique for an Industrial Simulator. Apart from their work, no other works investigated how non-functional properties would be beneficial. The same can be said about the program's state diversity, which is not investigated at all.

10 Conclusions

In this study we covered 144 papers that described the use of DBT techniques to solve a software testing problem. Our survey discussed DBT publication trends showing the number of DBT publications per year, and we presented the prominent venues, papers and authors in the field. We presented 70 similarity metrics there are used in the literature to calculate the level of similarity between different testing artefacts, and found that generic similarity metrics are the most commonly used metrics. The most popular similarity metrics were Euclidean distance, Jaccard distance, and Edit distance used in 29, 28, and 27 papers, respectively. the Euclidean distance is the most popular one used in 29 of the papers in our study. However, there is no clear evidence that a particular metric performs best, and it is clear that different factors could affect the results.

The DBT papers attempted to address the problems of test data generation, test case prioritisation, test case selection, test suite reduction, test suite quality evaluation, and fault localization. Test data generation and test case prioritization were the most researched areas with 37.9% of the collected papers dealing with test data generation, then 22.1% dealing with test case prioritisation. Also, we presented the various testing artefacts used as a basis for DBT techniques, such as inputs, output, test scripts, test executions, features, etc. Of these, 18.2% used test scripts, then 14.9% used input diversity as artefacts for applying DBT techniques. Furthermore, we explored the various subject domains where DBT techniques were utilised. Stand-alone programs and libraries written in languages such as Java, C++, Python, and so on were the most used subject domain for the collected papers followed by model-based applications. Relatively few papers dealt with Web applications, Database applications, Mobile applications, Neural-Networks, and Compilers. There has been a clear increase in the use of DBT techniques for deep neural networks since 2019. Moreover, we presented the DBT tools reported in the collected papers and found that 77.78% of the tools presented in the study support test data generation and test case prioritization. Finally, we discussed some challenges and future work in DBT that can be addressed by researchers in the future.

References

- [1] P. Ammann and J. Offutt. *Introduction to software testing*. Cambridge University Press, 2016.
- [2] G. J Myers, C. Sandler, and T. Badgett. *The art of software testing*. John Wiley & Sons, 2011.
- [3] M. Utting and B. Legeard. *Practical model-based testing: a tools approach*. Elsevier, 2010.

- [4] D. Hamlet and R. Taylor. Partition testing does not inspire confidence (program testing). *IEEE Transactions on Software engineering*, 16(12):1402–1411, 1990.
- [5] P. MS Bueno, W E. Wong, and M. Jino. Improving random test sets using the diversity oriented test data generation. In *Proceedings of the international workshop on Random testing*, pages 10–17, 2007.
- [6] P. MS Bueno, W E. Wong, and M. Jino. Automatic test data generation using particle systems. In *Proceedings of the symposium on Applied computing*, pages 809–814, 2008.
- [7] R. Feldt, S. Poulding, D. Clark, and S. Yoo. Test set diameter: Quantifying the diversity of sets of test cases. In *International Conference on Software Testing, Verification and Validation (ICST)*, pages 223–233, 2016.
- [8] A. Shahbazi and J. Miller. Extended subtree: A new similarity function for tree structured data. *Transactions on Knowledge and Data Engineering*, 26(4):864 – 877, 2014.
- [9] A. Shahbazi and J. Miller. Black-box string test case generation through a multi-objective optimization. *Transactions on Software Engineering*, 42(4):361–378, 2015.
- [10] A. Shahbazi, M. Panahandeh, and J. Miller. Black-box tree test case generation through diversity. *Automated Software Engineering*, 25(3):531–568, 2018.
- [11] N. Alshahwan and M. Harman. Augmenting test suites effectiveness by increasing output diversity. In *International Conference on Software Engineering (ICSE)*, pages 1345–1348, 2012.
- [12] N. Alshahwan and M. Harman. Coverage and fault detection of the output-uniqueness test selection criteria. In *Proceedings of the International Symposium on Software Testing and Analysis*, pages 181–192, 2014.
- [13] H. M. Benito, M. Boreale, D. Gorla, and D. Clark. Output sampling for output diversity in automatic unit test generation. *Transactions on Software Engineering*, 48(1):295–308, 2020.
- [14] R. Matinnejad, S. Nejati, L. C Briand, and T. Bruckmann. Effective test suites for mixed discrete-continuous stateflow controllers. In *Proceedings of the Joint Meeting on Foundations of Software Engineering*, pages 84–95, 2015.
- [15] R. Matinnejad, S. Nejati, L. C Briand, and T. Bruckmann. Automated test suite generation for time-continuous simulink models. In *proceedings of the International Conference on Software Engineering*, pages 595–606, 2016.
- [16] R. Matinnejad, S. Nejati, L. C Briand, and T. Bruckmann. Test generation and test prioritization for simulink models with dynamic behavior. *Transactions on Software Engineering*, 45(9):919–944, 2019.
- [17] R. Beena and S. Sarala. Multi objective test case minimization collaborated with clustering and minimal hitting set. *Journal of Theoretical and Applied Information Technology*, 69(1):200–210, 2014.
- [18] R. Wang, S. Jiang, and D. Chen. Similarity-based regression test case prioritization. In *International Conference on Software Engineering and Knowledge Engineering (SEKE)*, pages 358–363, 2015.
- [19] Y-S You, C-Y Huang, K-L Peng, and C-J Hsu. Evaluation and analysis of spectrum-based fault localization with modified similarity coefficients for software debugging. In *Annual Computer Software and Applications Conference*, pages 180–189, 2013.
- [20] Z. Zhang and X. Xie. On the investigation of essential diversities for deep learning testing criteria. In *International Conference on Software Quality, Reliability and Security (QRS)*, pages 394–405, 2019.
- [21] Md J. Arafeen and H. Do. Test case prioritization using requirements-based clustering. In *International Conference on Software Testing, Validation and Verification (ICST)*, pages 312–321, 2013.
- [22] S. Masuda, T. Matsudani, and K. Tsuda. Syntax-tree similarity for test-case derivability in software requirements. In *International Workshop on Software Test Architecture (InSTA)*, pages 162–172, 2021.
- [23] E. G Cartaxo, F. GO Neto, and P. DL Machado. Automated test case selection based on a similarity function. In *Jahrestagung der Gesellschaft für Informatik, Informatik trifft Logistik*, volume P-110, pages 399–404, 2007.
- [24] E. G Cartaxo, P. DL Machado, and F. G O. Neto. On the use of a similarity function for test case selection in the context of model-based testing. *Software Testing, Verification and Reliability*, 21(2):75–100, 2009.
- [25] A. V. B. Coutinho, E. G. Cartaxo, and P. D. de Lima Machado. Analysis of distance functions for similarity-based test suite reduction in the context of model-based testing. *Software Quality Journal*, 24(2):407–445, 2016.
- [26] H. Hemmati, L. Briand, A. Arcuri, and S. Ali. An enhanced test case selection approach for model-based testing: an industrial case study. In *Proceedings of the SIGSOFT international symposium on Foundations of software engineering*, pages 267–276, 2010.

- [27] H. Hemmati and L. Briand. An industrial investigation of similarity measures for model-based test case selection. In *International Symposium on Software Reliability Engineering*, pages 141–150, 2010.
- [28] H. Hemmati, A. Arcuri, and L. Briand. Reducing the cost of model-based testing through test case diversity. In *IFIP International Conference on Testing Software and Systems*, pages 63–78, 2010.
- [29] H. Hemmati, A. Arcuri, and L. Briand. Achieving scalable model-based testing through test case diversity. *Transactions on Software Engineering and Methodology (TOSEM)*, 22(1):1–42, 2013.
- [30] J. Cao, M. Li, Y. Li, M. Wen, SC Cheung, and H. Chen. Semmt: a semantic-based testing approach for machine translation systems. *ACM Transactions on Software Engineering and Methodology (TOSEM)*, 31(2):1–36, 2022.
- [31] S. Abd Halim, D. N. A. Jawawi, and M. Sahak. Similarity distance measure and prioritization algorithm for test case prioritization in software product line testing. *Journal of Information and Communication Technology*, 18(1):57–75, 2019.
- [32] C. Henard, M. Papadakis, G. Perrouin, J. Klein, and Y. Le Traon. Assessing software product line testing via model-based mutation: An application to similarity testing. In *Advances in Model Based Testing workshop (A-MOST)*, pages 188–197, 2013.
- [33] C. Henard, M. Papadakis, G. Perrouin, J. Klein, P. Heymans, and Y. Le Traon. Bypassing the combinatorial explosion: Using similarity to generate and prioritize t-wise test configurations for software product lines. *Transactions on Software Engineering*, 40(7):650–670, 2014.
- [34] Y. Ledru, A. Petrenko, S. Boroday, and N. Mandran. Prioritizing test cases with string distances. *Automated Software Engineering*, 19(1):65–95, 2012.
- [35] B. Miranda, E. Cruciani, R. Verdecchia, and A. Bertolino. Fast approaches to scalable similarity-based test case prioritization. In *International Conference on Software Engineering (ICSE)*, pages 222–232, 2018.
- [36] S. Yoo, M. Harman, P. Tonella, and A. Susi. Clustering test cases to achieve effective and scalable prioritisation incorporating expert knowledge. In *Proceedings of the international symposium on Software testing and analysis*, pages 201–212, 2009.
- [37] N. Chetouane, F. Wotawa, H. Felbinger, and M. Nica. On using k-means clustering for test suite reduction. In *Workshop on Testing: Academia-Industry Collaboration, Practice and Research Techniques (TAIC PART)*, pages 380–385, 2020.
- [38] C. Coviello, S. Romano, G. Scanniello, A. Marchetto, G. Antoniol, and A. Corazza. Clustering support for inadequate test suite reduction. In *International Conference on Software Analysis, Evolution and Reengineering (SANER)*, pages 95–105, 2018.
- [39] E. Cruciani, B. Miranda, R. Verdecchia, and A. Bertolino. Scalable approaches for test suite reduction. In *International Conference on Software Engineering (ICSE)*, pages 419–429, 2019.
- [40] Y. Cao, Z. Q. Zhou, and T. Y. Chen. On the correlation between the effectiveness of metamorphic relations and dissimilarities of test case executions. In *International Conference on Quality Software*, pages 153–162, 2013.
- [41] F. G. de Oliveira Neto, R. Feldt, L. Erlenhov, and J. B. De S. Nunes. Visualizing test diversity to support test optimisation. In *Asia-Pacific Software Engineering Conference (APSEC)*, pages 149–158, 2018.
- [42] Q. Shi, Z. Chen, C. Fang, Y. Feng, and B. Xu. Measuring the diversity of a test set with distance entropy. *Transactions on Reliability*, 65(1):19–27, 2015.
- [43] Q. Xie and A. M Memon. Studying the characteristics of a “good” gui test suite. In *International Symposium on Software Reliability Engineering*, pages 159–168, 2006.
- [44] Z. Aghababaeyan, M. Abdellatif, L. Briand, S. Ramesh, and M. Bagherzadeh. Black-box testing of deep neural networks through test case diversity. *IEEE Transactions on Software Engineering*, 49(5):3182–3204, 2023.
- [45] V. Mosin, M. Staron, D. Durisic, F. G. de Oliveira Neto, S. K. Pandey, and A. C. Koppisetty. Comparing input prioritization techniques for testing deep learning algorithms. In *Euromicro Conference on Software Engineering and Advanced Applications (SEAA)*, pages 76–83, 2022.
- [46] J. Chen, G. Wang, D. Hao, Y. Xiong, H. Zhang, and L. Zhang. History-guided configuration diversification for compiler test-program generation. In *International Conference on Automated Software Engineering (ASE)*, pages 305–316, 2019.
- [47] Y. Tang, H. Jiang, Z. Zhou, X. Li, Z. Ren, and W. Kong. Detecting compiler warning defects via diversity-guided program mutation. *Transactions on Software Engineering*, 48(11):4411–4432, 2022.

- [48] M. Biagiola, A. Stocco, F. Ricca, and P. Tonella. Diversity-based web test generation. In *Proceedings of the Joint Meeting on European Software Engineering Conference and Symposium on the Foundations of Software Engineering*, pages 142–153, 2019.
- [49] A. Marchetto and P. Tonella. Search-based testing of ajax web applications. In *international symposium on search based software engineering*, pages 3–12, 2009.
- [50] C. Fang, Z. Chen, K. Wu, and Z. Zhao. Similarity-based test case prioritization using ordered sequences of program entities. *Software Quality Journal*, 22(2):335–361, 2014.
- [51] T. B. Noor and H. Hemmati. A similarity-based approach for test case prioritization using historical failure data. In *International Symposium on Software Reliability Engineering (ISSRE)*, pages 58–68, 2015.
- [52] R. Feldt, R. Torkar, T. Gorschek, and W. Afzal. Searching for cognitively diverse tests: Towards universal test diversity metrics. In *International Conference on Software Testing Verification and Validation Workshop*, pages 178–186, 2008.
- [53] H. Hemmati, Z. Fang, and M. V Mantyla. Prioritizing manual test cases in traditional and rapid release environments. In *International Conference on Software Testing, Verification and Validation (ICST)*, pages 1–10, 2015.
- [54] C. Henard, M. Papadakis, M. Harman, Y. Jia, and Y. Le Traon. Comparing white-box and black-box test prioritization. In *International Conference on Software Engineering (ICSE)*, pages 523–534, 2016.
- [55] F. G de Oliveira Neto, A. Ahmad, O. Leifler, K. Sandahl, and E. Enoiu. Improving continuous integration with similarity-based test case selection. In *Proceedings of the International Workshop on Automation of Software Test*, pages 39–45, 2018.
- [56] F. G de Oliveira Neto, R. Torkar, and P. DL Machado. Full modification coverage through automatic similarity-based test case selection. *Information and Software Technology*, 80:124–137, 2016.
- [57] S. Tahvili, L. Hatvani, M. Felderer, W. Afzal, M. Saadatmand, and M. Bohlin. Cluster-based test scheduling strategies using semantic relationships between test specifications. In *Proceedings of the 5th International Workshop on Requirements Engineering and Testing*, pages 1–4, 2018.
- [58] R. Huang, W. Sun, Y. Xu, H. Chen, D. Towey, and X. Xia. A survey on adaptive random testing. *Transactions on Software Engineering*, 47(10):2052–2083, 2019.
- [59] KP Chan, T. Y. Chen, and D. Towey. Restricted random testing. In *European Conference on Software Quality*, pages 321–330, 2002.
- [60] T. Y. Chen, R Merkel, PK Wong, and G Eddy. Adaptive random testing through dynamic partitioning. In *Proceedings of the International Conference on Quality Software (QSIC)*, pages 79–86, 2004.
- [61] J. Mayer, T. Y. Chen, and D. H. Huang. Adaptive random testing through iterative partitioning revisited. In *Proceedings of the international workshop on Software quality assurance*, pages 22–29, 2006.
- [62] K. K. Sabor and S. Thiel. Adaptive random testing by static partitioning. In *International Workshop on Automation of Software Test*, pages 28–32, 2015.
- [63] I. T Elgendy. A Survey of diversity-based approached in software testing: Bibliography. <https://github.com/islamelgendy/DBT-bibliography>, 2023. [Online; accessed 27-July-2023].
- [64] P. Lin. CORE Rankings Portal. <https://www.core.edu.au/conference-portal>, 2023. [Online; accessed 28-June-2023].
- [65] C. Wohlin. Guidelines for snowballing in systematic literature studies and a replication in software engineering. In *Proceedings of the international conference on evaluation and assessment in software engineering*, pages 1–10, 2014.
- [66] X. Xie, B. Xu, L. Shi, C. Nie, and Y. He. A dynamic optimization strategy for evolutionary testing. In *Asia-Pacific Software Engineering Conference (APSEC)*, pages 568–575, 2005.
- [67] D. Hao, Y. Pan, L. Zhang, W. Zhao, H. Mei, and J. Sun. A similarity-aware approach to testing based fault localization. In *Proceedings of the international Conference on Automated software engineering*, pages 291–294, 2005.
- [68] T. Y. Chen, H. Leung, and IK Mak. Adaptive random testing. In *Annual Asian Computing Science Conference*, pages 320–329, 2004.
- [69] KP Chan, T. Y. Chen, FC Kuo, and D. Towey. A revisit of adaptive random testing by restriction. In *Proceedings of the International Computer Software and Applications Conference (COMPSAC)*, pages 78–85, 2004.

- [70] T. Y. Chen, F-C Kuo, R. G Merkel, and S. P Ng. Mirror adaptive random testing. *Information and Software Technology*, 46(15):1001–1010, 2004.
- [71] T. Y. Chen, TH Tse, and Y. T. Yu. Proportional sampling strategy: A compendium and some insights. *Journal of Systems and Software*, 58(1):65–81, 2001.
- [72] T. Y. Chen and D. H Huang. Adaptive random testing by localization. In *Asia-Pacific Software Engineering Conference*, pages 292–298, 2004.
- [73] A. Panichella, R. Oliveto, M. Di Penta, and A. De Lucia. Improving multi-objective test case selection by injecting diversity in genetic algorithms. *Transactions on Software Engineering*, 41(4):358–383, 2015.
- [74] H. Hemmati, A. Arcuri, and L. Briand. Empirical investigation of the effects of test suite properties on similarity-based test case selection. In *International Conference on Software Testing, Verification and Validation*, pages 327–336, 2011.
- [75] E. Rogstad, L. Briand, and R. Torkar. Test case selection for black-box regression testing of database applications. *Information and Software Technology*, 55(10):1781–1795, 2013.
- [76] B. Liu, Lucia, S. Nejati, and L. C Briand. Improving fault localization for simulink models using search-based testing and prediction models. In *International Conference on Software Analysis, Evolution and Reengineering (SANER)*, pages 359–370, 2017.
- [77] B. Liu, S. Nejati, Lucia, and L. C. Briand. Effective fault localization of automotive simulink models: achieving the trade-off between test oracle effort and fault localization accuracy. *Empirical Software Engineering*, 24(1):444–490, 2019.
- [78] F. G. de Oliveira Neto, F. Dobslaw, and R. Feldt. Using mutation testing to measure behavioural test diversity. In *International Workshop on Mutation Analysis*, pages 254–263, 2020.
- [79] F. Dobslaw, Francisco G. de Oliveira N., and R. Feldt. Boundary value exploration for software analysis. In *Workshop on NEXt Level of Test Automation (NEXTA)*, pages 346–353, 2020.
- [80] D. Mondal, H. Hemmati, and S. Durocher. Exploring test suite diversification and code coverage in multi-objective test case selection. In *International Conference on Software Testing, Verification and Validation (ICST)*, pages 1–10, 2015.
- [81] B. Marculescu, R. Feldt, and R. Torkar. Using exploration focused techniques to augment search-based software testing: An experimental evaluation. In *International Conference on Software Testing, Verification and Validation (ICST)*, pages 69–79, 2016.
- [82] S. Poulding and R. Feldt. Automated random testing in multiple dispatch languages. In *International Conference on Software Testing, Verification and Validation (ICST)*, pages 333–344, 2017.
- [83] B. Miranda and A. Bertolino. Social coverage for customized test adequacy and selection criteria. In *Proceedings of the International Workshop on Automation of Software Test*, pages 22–28, 2014.
- [84] A. Bertolino, S. Daoudagh, D. El Kateb, C. Henard, Y. Le Traon, F. Lonetti, E. Marchetti, T. Mouelhi, and M. Papadakis. Similarity testing for access control. *Information and Software Technology*, 58:355–372, 2015.
- [85] R. Greca, B. Miranda, M. Gligoric, and A. Bertolino. Comparing and combining file-based selection and similarity-based prioritization towards regression test orchestration. In *Proceedings of the International Conference on Automation of Software Test*, pages 115–125, 2022.
- [86] K. Wu, C. Fang, Z. Chen, and Z. Zhao. Test case prioritization incorporating ordered sequence of program elements. In *International Workshop on Automation of Software Test (AST)*, pages 124–130, 2012.
- [87] Z. Chen, J. Zhang, and B. Luo. Teaching software testing methods based on diversity principles. In *Conference on Software Engineering Education and Training (CSEE&T)*, pages 391–395, 2011.
- [88] Y. Feng, Z. Chen, J. A Jones, C. Fang, and B. Xu. Test report prioritization to assist crowdsourced testing. In *Proceedings of the Joint Meeting on Foundations of Software Engineering*, pages 225–236, 2015.
- [89] L. Joffe and D. Clark. Constructing search spaces for search-based software testing using neural networks. In *International Symposium on Search Based Software Engineering*, pages 27–41, 2019.
- [90] H. D Menéndez, G. Jahangirova, F. Sarro, P. Tonella, and D. Clark. Diversifying focused testing for unit testing. *Transactions on Software Engineering and Methodology (TOSEM)*, 30(4):1–24, 2021.
- [91] H. D. Menendez and D. Clark. Hashing fuzzing: Introducing input diversity to improve crash detection. *Transactions on Software Engineering*, 48(09):3540–3553, 2022.

- [92] F. M Kifetew, A. Panichella, A. De Lucia, R. Oliveto, and P. Tonella. Orthogonal exploration of the search space in evolutionary test case generation. In *Proceedings of the International Symposium on Software Testing and Analysis*, pages 257–267, 2013.
- [93] Wolfram Alpha. Euclidean distance - wolfram: Alpha, 2023.
- [94] N. Albulian, G. Fraser, and D. Sudholt. Measuring and maintaining population diversity in search-based unit test generation. In *International Symposium on Search Based Software Engineering*, pages 153–168, 2020.
- [95] A. Arrieta, S. Wang, U. Markiegi, A. Arruabarrena, L. Etxeberria, and G. Sagardui. Pareto efficient multi-objective black-box test case selection for simulation-based testing. *Information and Software Technology*, 114:137–154, 2019.
- [96] P. MS Bueno, M. Jino, and W E. Wong. Diversity oriented test data generation using metaheuristic search techniques. *Information sciences*, 259:490–509, 2014.
- [97] R. Carlson, H. Do, and A. Denton. A clustering approach to improving test case prioritization: An industrial case study. In *International Conference on Software Maintenance (ICSM)*, pages 382–391, 2011.
- [98] C. Coviello, S. Romano, and G. Scanniello. An empirical study of inadequate and adequate test suite reduction approaches. In *Proceedings of the international symposium on empirical software engineering and measurement*, pages 1–10, 2018.
- [99] F. de_A Farzat. Test case selection method for emergency changes. In *Proceedings of the International Symposium on Search Based Software Engineering*, pages 31–35, 2010.
- [100] G. F Guarnieri, A. V Pizzoleto, and F. C Ferrari. An automated framework for cost reduction of mutation testing based on program similarity. In *International Workshop on Mutation Analysis*, pages 179–188, 2022.
- [101] A. Haghighatkah, M. Mäntylä, M. Oivo, and P. Kuvaja. Test prioritization in continuous integration environments. *Journal of Systems and Software*, 146:80–98, 2018.
- [102] Y. Ledru, A. Petrenko, and S. Boroday. Using string distances for test case prioritisation. In *International Conference on Automated Software Engineering*, pages 510–514, 2009.
- [103] M. Mahdiah, S. Mirian-Hosseiniabadi, and M. Mahdiah. Test case prioritization using test case diversification and fault-proneness estimations. *Automated Software Engineering*, 29(2):50, 2022.
- [104] F. LS Nunes, M. E. Delamaro, V. M. Gonçalves, and M. De Souza Lauretto. Cbir based testing oracles: an experimental evaluation of similarity functions. *International Journal of Software Engineering and Knowledge Engineering*, 25(08):1271–1306, 2015.
- [105] Y. Pei, A. Christi, X. Fern, A. Groce, and WK Wong. Taming a fuzzer using delta debugging trails. In *International Conference on Data Mining Workshop (ICDMW)*, pages 840–843, 2014.
- [106] K. Shimari, M. Tanaka, T. Ishio, M. Matsushita, K. Inoue, and S. Takanezawa. Selecting test cases based on similarity of runtime information: A case study of an industrial simulator. In *International Conference on Software Maintenance and Evolution (ICSME)*, pages 564–567, 2022.
- [107] X. Zhao, Z. Wang, X. Fan, and Z. Wang. A clustering-bayesian network based approach for test case prioritization. In *Annual Computer Software and Applications Conference*, volume 3, pages 542–547, 2015.
- [108] P. Jaccard. Étude comparative de la distribution florale dans une portion des alpes et des jura. *Bulletin de la Société Vaudoise des Sciences Naturelles*, n/a(37):547–579, 1901.
- [109] S. Fischer, R. E Lopez-Herrejon, R. Ramler, and A. Egyed. A preliminary empirical assessment of similarity for combinatorial interaction testing of software product lines. In *International Workshop on Search-Based Software Testing (SBST)*, pages 15–18, 2016.
- [110] A Haghighatkah, M. Mäntylä, M. Oivo, and P. Kuvaja. Test case prioritization using test similarities. In *International Conference on Product-Focused Software Process Improvement*, pages 243–259, 2018.
- [111] L. Mariani, A. Mohebbi, M. Pezzè, and V. Terragni. Semantic matching of gui events for test reuse: are we there yet? In *Proceedings of the SIGSOFT International Symposium on Software Testing and Analysis*, pages 177–190, 2021.
- [112] L. Mei, Y. Cai, C. Jia, B. Jiang, and WK Chan. Prioritizing structurally complex test pairs for validating ws-bpel evolutions. In *International Conference on Web Services*, pages 147–154, 2013.
- [113] L. Mei, Y. Cai, C. Jia, B. Jiang, and WK Chan. Test pair selection for test case prioritization in regression testing for ws-bpel programs. *International Journal of Web Services Research (IJWSR)*, 10(1):73–102, 2013.
- [114] Markos Viggiano, Dale Paas, Chris Buzon, and Cor-Paul Bezemer. Identifying similar test cases that are specified in natural language. *Transactions on Software Engineering*, 49(3):1027–1043, 2023.

- [115] Y. Xiang, H. Huang, M. Li, S. Li, and X. Yang. Looking for novelty in search-based software product line testing. *Transactions on Software Engineering*, 1(1):1–1, 2021.
- [116] L. Zhao, Z. Zhang, L. Wang, and X. Yin. PafI: Fault localization via noise reduction on coverage vector. In *International Conference on Software Engineering and Knowledge Engineering (SEKE)*, pages 203–206, 2011.
- [117] L. Zhao, Z. Zhang, L. Wang, and X. Yin. A fault localization framework to alleviate the impact of execution similarity. *International Journal of Software Engineering and Knowledge Engineering*, 23(07):963–998, 2013.
- [118] V. I. Levenshtein. Binary codes capable of correcting deletions, insertions, and reversals. In *Soviet physics doklady*, volume 10, pages 707–710, 1966.
- [119] H. Almula and G. Gay. Generating diverse test suites for gson through adaptive fitness function selection. In *International Symposium on Search Based Software Engineering*, pages 246–252, 2020.
- [120] N. Asoudeh and Y. Labiche. A multi-objective genetic algorithm for generating test suites from extended finite state machines. In *International Symposium on Search Based Software Engineering*, pages 288–293, 2013.
- [121] M. Boussaa, O. Barais, G. Sunyé, and B. Baudry. A novelty search approach for automatic test data generation. In *International Workshop on Search-Based Software Testing*, pages 40–43, 2015.
- [122] D. Flemström, W. Afzal, and D. Sundmark. Exploring test overlap in system integration: An industrial case study. In *Euromicro Conference on Software Engineering and Advanced Applications (SEAA)*, pages 303–312, 2016.
- [123] L. Ma, P. Wu, and T. Y. Chen. Diversity driven adaptive test generation for concurrent data structures. *Information and software technology*, 103:162–173, 2018.
- [124] W. Wang, S. Wu, Z. Li, and R. Zhao. Parallel evolutionary test case generation for web applications. *Information and Software Technology*, 155:107113, 2023.
- [125] D. Zhang, D. Liu, Y. Lei, D. Kung, C. Csallner, N. Nystrom, and W. Wang. Simfuzz: Test case similarity directed deep fuzzing. *Journal of Systems and Software*, 85(1):102–111, 2012.
- [126] S. Shimmi and M. Rahimi. Leveraging code-test co-evolution patterns for automated test case recommendation. In *Proceedings of the International Conference on Automation of Software Test*, pages 65–76, 2022.
- [127] R. W. Hamming. Error detecting and error correcting codes. *The Bell system technical journal*, 29(2):147–160, 1950.
- [128] R. Huang, Y. Zhou, W. Zong, D. Towey, and J. Chen. An empirical comparison of similarity measures for abstract test case prioritization. In *Annual Computer Software and Applications Conference (COMPSAC)*, volume 1, pages 3–12, 2017.
- [129] H. Wang and WK Chan. Weaving context sensitivity into test suite construction. In *International Conference on Automated Software Engineering*, pages 610–614, 2009.
- [130] H. Wang, WK Chan, and TH Tse. Improving the effectiveness of testing pervasive software via context diversity. *Transactions on Autonomous and Adaptive Systems (TAAS)*, 9(2):1–28, 2014.
- [131] XY Xie, BW Xu, L Shi, and CH Nie. Genetic test case generation for path-oriented testing. *Journal of Software*, 20(12):3117–3136, 2009.
- [132] Wolfram Alpha. Manhattandistance - wolfram: Alpha, 2023.
- [133] J. Chen, Y. Gu, S. Cai, H. Chen, and J. Chen. Ks-tcp: An efficient test case prioritization approach based on k-medoids and similarity. In *International Symposium on Software Reliability Engineering (ISSRE) Workshops*, pages 105–110, 2021.
- [134] Wolfram Alpha. Cosinedistance - wolfram: Alpha, 2023.
- [135] M. Azizi. A tag-based recommender system for regression test case prioritization. In *International Workshop on Software Test Architecture (InSTA)*, pages 146–157, 2021.
- [136] P. A Brooks and A. M Memon. Introducing a test suite similarity metric for event sequence-based test cases. In *International Conference on Software Maintenance*, pages 243–252, 2009.
- [137] J. Lin, F. Wang, and P. Chu. Using semantic similarity in crawling-based web application testing. In *International Conference on Software Testing, Verification and Validation (ICST)*, pages 138–148, 2017.
- [138] O. Semeráth and D. Varró. Iterative generation of diverse models for testing specifications of dsl tools. In *Fundamental Approaches to Software Engineering (FASE)*, volume 18, pages 227–245, 2018.
- [139] O. Semeráth, R. Farkas, G. Bergmann, and D. Varró. Diversity of graph models and graph generators in mutation testing. *International Journal on Software Tools for Technology Transfer*, 22(1):57–78, 2020.

- [140] D. Sondhi, M. Jobanputra, D. Rani, S. Purandare, S. Sharma, and R. Purandare. Mining similar methods for test adaptation. *Transactions on Software Engineering*, 48(07):2262–2276, 2022.
- [141] R. Cilibrasi and P. MB Vitányi. Clustering by compression. *IEEE Transactions on Information theory*, 51(4):1523–1545, 2005.
- [142] K. Zhang and D. Shasha. Simple fast algorithms for the editing distance between trees and related problems. *SIAM journal on computing*, 18(6):1245–1262, 1989.
- [143] G. Shakhnarovich, T. Darrell, and P. Indyk. *Nearest-neighbor methods in learning and vision: theory and practice (neural information processing)*. The MIT press, 2006.
- [144] S. W. Mahfoud. *Niching methods for genetic algorithms*. University of Illinois at Urbana-Champaign, 1995.
- [145] S. Scalabrino, G. Grano, D. Di Nucci, R. Oliveto, and A. De Lucia. Search-based testing of procedural programs: Iterative single-target or multi-target approach? In *International symposium on search based software engineering*, pages 64–79, 2016.
- [146] A. Kulesza and B. Taskar. Determinantal point processes for machine learning. *Foundations and Trends® in Machine Learning*, 5(2–3):123–286, 2012.
- [147] Z. Jiang, H. Li, and R. Wang. Efficient generation of valid test inputs for deep neural networks via gradient search. *Journal of Software: Evolution and Process*, n/a(n/a):e2550, 2023.
- [148] J. C Gower and P. Legendre. Metric and euclidean properties of dissimilarity coefficients. *Journal of classification*, 3:5–48, 1986.
- [149] E. Tanaka and K. Tanaka. The tree-to-tree editing problem. *International Journal of pattern recognition and artificial intelligence*, 2(02):221–240, 1988.
- [150] W. E Winkler. The state of record linkage and current research problems. In *Statistical Research Division, US Census Bureau*, pages 1–15, 1999.
- [151] O. Goldreich. *On testing expansion in bounded-degree graphs*, volume 20. 2000.
- [152] M. P. Chandra et al. On the generalised distance in statistics. *Proceedings of the National Institute of Sciences of India*, 2(1):49–55, 1936.
- [153] S. B Needleman and C. D Wunsch. A general method applicable to the search for similarities in the amino acid sequence of two proteins. *Journal of molecular biology*, 48(3):443–453, 1970.
- [154] Wolfram Alpha. Canberradistance - wolfram: Alpha, 2023.
- [155] Wolfram Alpha. Chebyshevdistance - wolfram: Alpha, 2023.
- [156] C. C Aggarwal, Al. Hinneburg, and D. A Keim. On the surprising behavior of distance metrics in high dimensional space. In *Database Theory—ICDT*, pages 420–434, 2001.
- [157] Encyclopedia of mathematics. Hellinger distance - encyclopedia of mathematics, 2023.
- [158] E. Hellinger. Neue begründung der theorie quadratischer formen von unendlichvielen veränderlichen. *Journal für die reine und angewandte Mathematik*, 1909(136):210–271, 1909.
- [159] X. Xie, P. Yin, and S. Chen. Boosting the revealing of detected violations in deep learning testing: A diversity-guided method. In *International Conference on Automated Software Engineering*, pages 1–13, 2022.
- [160] M. O Hill. Diversity and evenness: a unifying notation and its consequences. *Ecology*, 54(2):427–432, 1973.
- [161] H. L. Nguyen and L. Grunske. Bedivfuzz: Integrating behavioral diversity into generator-based fuzzing. In *International Conference on Software Engineering (ICSE)*, pages 249–261, 2022.
- [162] M. A Jaro. Advances in record-linkage methodology as applied to matching the 1985 census of tampa, florida. *Journal of the American Statistical Association*, 84(406):414–420, 1989.
- [163] H. Jeffreys. *The theory of probability*. OuP Oxford, 1998.
- [164] M.L. Menéndez, J.A. Pardo, L. Pardo, and M.C. Pardo. The jensen-shannon divergence. *Journal of the Franklin Institute*, 334(2):307–318, 1997.
- [165] Wolfram Alpha. Kronecker delta - wolfram: Alpha, 2023.
- [166] D. Y. Kichigin. A method of test-suite reduction for regression integration testing. *Programming and Computer Software*, 35(5):282–290, 2009.
- [167] S. Kullback and R. Leibler. On information and sufficiencyannals of mathematical statistics. *MathSciNet MATH*, 22(n/a):79–86, 1951.

- [168] Britannica Foundation. Mean squared error - britannica, 2023.
- [169] Z. Li, K. Hou, and H. Li. Similarity measurement based on trigonometric function distance. In *International Symposium on Pervasive Computing and Applications*, pages 227–231, 2006.
- [170] A. Z Broder, S. C Glassman, M. S Manasse, and G. Zweig. Syntactic clustering of the web. *Computer networks and ISDN systems*, 29(8-13):1157–1166, 1997.
- [171] J. Leveau, X. Blanc, L. Réveillère, J. Falleri, and R. Rouvoy. Fostering the diversity of exploratory testing in web applications. In *International Conference on Software Testing, Validation and Verification (ICST)*, pages 164–174, 2020.
- [172] W. Dickinson, D. Leon, and A Fodgurski. Finding failures by cluster analysis of execution profiles. In *Proceedings of the International Conference on Software Engineering. (ICSE)*, pages 339–348, 2001.
- [173] G. W Stewart. On the early history of the singular value decomposition. *SIAM review*, 35(4):551–566, 1993.
- [174] T. F Smith and M. S Waterman. Identification of common molecular subsequences. *Journal of molecular biology*, 147(1):195–197, 1981.
- [175] M. Zalewski. American fuzzy lop, 2014.
- [176] P. H. Bugatti, A. JM Traina, and C. Traina Jr. Assessing the best integration between distance-function and image-feature to answer similarity queries. In *Proceedings of the ACM symposium on Applied computing*, pages 1225–1230, 2008.
- [177] C. Leslie, E. Eskin, J. Weston, and W. S. Noble. Mismatch string kernels for svm protein classification. *Advances in neural information processing systems*, n/a(n/a):1441–1448, 2003.
- [178] P. H Sellers. The theory and computation of evolutionary distances: pattern recognition. *Journal of algorithms*, 1(4):359–373, 1980.
- [179] M. Arjovsky, S. Chintala, and L. Bottou. Wasserstein generative adversarial networks. In *International conference on machine learning*, pages 214–223, 2017.
- [180] M. Kusner, Y. Sun, N. Kolkin, and K. Weinberger. From word embeddings to document distances. In *International conference on machine learning*, pages 957–966, 2015.
- [181] P. McMinn. Search-based software test data generation: a survey. *Software testing, Verification and reliability*, 14(2):105–156, 2004.
- [182] M. Alshraideh, B. A Mahafzah, and S. Al-Sharaeh. A multiple-population genetic algorithm for branch coverage test data generation. *Software Quality Journal*, 19:489–513, 2011.
- [183] G. Cai, Q. Su, and Z. Hu. Binary searching iterative algorithm for generating test cases to cover paths. *Applied Soft Computing*, 113:107910, 2021.
- [184] A. Panchapakesan, R. Abielmona, and E. Petriu. Dynamic white-box software testing using a recursive hybrid evolutionary strategy/genetic algorithm. In *Congress on Evolutionary Computation*, pages 2525–2532, 2013.
- [185] T. Vogel, C. Tran, and L. Grunske. Does diversity improve the test suite generation for mobile applications? In *International Symposium on Search Based Software Engineering*, pages 58–74, 2019.
- [186] T. Vogel, C. Tran, and L. Grunske. A comprehensive empirical evaluation of generating test suites for mobile applications with diversity. *Information and Software Technology*, 130:106436, 2021.
- [187] D. Shin, S. Yoo, and D. Bae. Diversity-aware mutation adequacy criterion for improving fault detection capability. In *International Workshop on Mutation Analysis*, pages 122–131, 2016.
- [188] D. Shin, S. Yoo, and D. Bae. A theoretical and empirical study of diversity-aware mutation adequacy criterion. *Transactions on Software Engineering*, 44(10):914–931, 2018.
- [189] D. Buttler. A short survey of document structure similarity algorithms. Technical report, Lawrence Livermore National Lab.(LLNL), Livermore, CA (United States), 2004.
- [190] J. Feng, B-B Yin, K-Y Cai, and Z-X Yu. 3-way gui test cases generation based on event-wise partitioning. In *International Conference on Quality Software*, pages 89–97, 2012.
- [191] ZW He and CG Bai. Gui test case prioritization by state-coverage criterion. In *International Workshop on Automation of Software Test*, pages 18–22, 2015.
- [192] B. Nikolik. Test diversity. *Information and Software Technology*, 48(11):1083–1094, 2006.
- [193] K. Yatoh, K. Sakamoto, F. Ishikawa, and S. Honiden. Feedback-controlled random test generation. In *Proceedings of the International Symposium on software testing and analysis*, pages 316–326, 2015.

- [194] C. Zhao, Y. Mu, X. Chen, J. Zhao, X. Ju, and G. Wang. Can test input selection methods for deep neural network guarantee test diversity? a large-scale empirical study. *Information and Software Technology*, 150:106982, 2022.
- [195] C. E Metz. Basic principles of roc analysis. *Seminars in nuclear medicine*, 8(4):283–298, 1978.
- [196] S. R Chidamber and C. F Kemerer. A metrics suite for object oriented design. *IEEE Transactions on software engineering*, 20(6):476–493, 1994.
- [197] A. V Pizzoleto, F. C Ferrari, L. D Dallilo, and J. Offutt. Simut: exploring program similarity to support the cost reduction of mutation testing. In *International Workshop on Mutation Analysis*, pages 264–273, 2020.
- [198] A. Sanfeliu and K-S Fu. A distance measure between attributed relational graphs for pattern recognition. *IEEE transactions on systems, man, and cybernetics*, SMC-13(3):353–362, 1983.
- [199] B. W Matthews. Comparison of the predicted and observed secondary structure of t4 phage lysozyme. *Biochimica et Biophysica Acta (BBA)-Protein Structure*, 405(2):442–451, 1975.
- [200] S. Reddy, C. Lemieux, R. Padhye, and K. Sen. Quickly generating diverse valid test inputs with reinforcement learning. In *International Conference on Software Engineering (ICSE)*, pages 1410–1421, 2020.
- [201] J. Bürdek, M. Lochau, S. Bauregger, A. Holzer, A. von Rhein, S. Apel, and D. Beyer. Facilitating reuse in multi-goal test-suite generation for software product lines. In *International Conference on Fundamental Approaches to Software Engineering*, pages 84–99, 2015.
- [202] L. Gong, D. Lo, L. Jiang, and H. Zhang. Diversity maximization speedup for fault localization. In *Proceedings of the International Conference on Automated Software Engineering*, pages 30–39, 2012.
- [203] D. Hao, L. Zhang, Y. Pan, H. Mei, and J. Sun. On similarity-awareness in testing-based fault localization. *Automated Software Engineering*, 15(2):207–249, 2008.
- [204] X. Xia, L. Gong, T-D B Le, D. Lo, L. Jiang, and H. Zhang. Diversity maximization speedup for localizing faults in single-fault and multi-fault programs. *Automated Software Engineering*, 23(1):43–75, 2016.
- [205] A. De Lucia, M. Di Penta, R. Oliveto, and A. Panichella. On the role of diversity measures for multi-objective test case selection. In *International Workshop on Automation of Software Test (AST)*, pages 145–151, 2012.
- [206] N. M. Albulian. Diversity in search-based unit test suite generation. In *Search Based Software Engineering*, pages 183–189, 2017.
- [207] S. Singh, C. Sharma, and U. Singh. A simple technique to find diverse test cases. *International Journal of Computer Applications*, 975:88–87, 2013.
- [208] L. Cai, W. Tong, Z. Liu, and J. Zhang. Test case reuse based on ontology. In *Pacific Rim International Symposium on Dependable Computing*, pages 103–108, 2009.
- [209] D. Flemström, P. Potena, D. Sundmark, W. Afzal, and M. Bohlin. Similarity-based prioritization of test case automation. *Software quality journal*, 26(4):1421–1449, 2018.
- [210] J. A Hartigan and M. A Wong. Algorithm as 136: A k-means clustering algorithm. *Journal of the royal statistical society. series c (applied statistics)*, 28(1):100–108, 1979.
- [211] R. M Keller. Formal verification of parallel programs. *Communications of the ACM*, 19(7):371–384, 1976.
- [212] G. Klees, A. Ruef, B. Cooper, S. Wei, and M. Hicks. Evaluating fuzz testing. In *Proceedings of the ACM SIGSAC conference on computer and communications security*, pages 2123–2138, 2018.
- [213] P. Tsankov, M. T. Dashti, and D. Basin. Secfuzz: Fuzz-testing security protocols. In *International Workshop on Automation of Software Test (AST)*, pages 1–7, 2012.
- [214] R. Padhye, C. Lemieux, K. Sen, M. Papadakis, and Y. Le Traon. Semantic fuzzing with zest. In *Proceedings of the SIGSOFT International Symposium on Software Testing and Analysis*, pages 329–340, 2019.
- [215] C. Pacheco, S. K Lahiri, M. D Ernst, and T. Ball. Feedback-directed random test generation. In *International Conference on Software Engineering (ICSE)*, pages 75–84, 2007.
- [216] C. Pacheco and M. D Ernst. Randoop: feedback-directed random testing for java. In *Companion to the SIGPLAN conference on Object-oriented programming systems and applications companion*, pages 815–816, 2007.
- [217] R. Just, D. Jalali, and M. D Ernst. Defects4j: A database of existing faults to enable controlled testing studies for java programs. In *Proceedings of the International Symposium on Software Testing and Analysis*, pages 437–440, 2014.
- [218] S. Yoo and M. Harman. Regression testing minimization, selection and prioritization: a survey. *Software testing, verification and reliability*, 22(2):67–120, 2010.

- [219] M. Gligoric, L. Eloussi, and D. Marinov. Practical regression test selection with dynamic file dependencies. In *Proceedings of the International Symposium on Software Testing and Analysis*, pages 211–222, 2015.
- [220] D. M Blei, A. Y Ng, and M. I Jordan. Latent dirichlet allocation. *Journal of machine Learning research*, 3(Jan):993–1022, 2003.
- [221] J. Leveau, X. Blanc, L. Réveillère, J. Falleri, and R. Rouvoy. Fostering the diversity of exploratory testing in web applications. *Software Testing, Verification and Reliability*, 32(5):e1827, 2022.
- [222] W E. Wong, R. Gao, Y. Li, R. Abreu, and F. Wotawa. A survey on software fault localization. *IEEE Transactions on Software Engineering*, 42(8):707–740, 2016.
- [223] M. Y Chen, E. Kiciman, E. Fratkin, A. Fox, and E. Brewer. Pinpoint: Problem determination in large, dynamic internet services. In *Proceedings International Conference on Dependable Systems and Networks*, pages 595–604, 2002.
- [224] J. A Jones and M.J. Harrold. Empirical evaluation of the tarantula automatic fault-localization technique. In *Proceedings of the international Conference on Automated software engineering*, pages 273–282, 2005.
- [225] A. da Silva Meyer, A. A. F. Garcia, A. P. de Souza, and C. L. de Souza Jr. Comparison of similarity coefficients used for cluster analysis with dominant markers in maize (zea mays l). *Genetics and Molecular Biology*, 27:83–91, 2004.
- [226] H. B. Braiek and F. Khomh. Deepevolution: A search-based testing approach for deep neural networks. In *International Conference on Software Maintenance and Evolution (ICSME)*, pages 454–458, 2019.
- [227] B. Nikolik. Test suite oscillations. *Information processing letters*, 98(2):47–55, 2006.
- [228] B. Nikolik. The π measure. *IET software*, 2(5):404–416, 2008.
- [229] B. Nikolik. Software quality assurance economics. *Information and Software Technology*, 54(11):1229–1238, 2012.
- [230] E. Rogstad, L. Briand, R. Dalberg, M. Rynning, and E. Arisholm. Industrial experiences with automated regression testing of a legacy database application. In *International Conference on Software Maintenance (ICSM)*, pages 362–371, 2011.
- [231] E. Rogstad and L. C Briand. Clustering deviations for black box regression testing of database applications. *IEEE Transactions on Reliability*, 65(1):4–18, 2015.
- [232] E. Rogstad and L. Briand. Cost-effective strategies for the regression testing of database applications: Case study and lessons learned. *Journal of Systems and Software*, 113:257–274, 2016.
- [233] R. H Rosero, O. S Gómez, and G. Rodríguez. An approach for regression testing of database applications in incremental development settings. In *International Conference on Software Process Improvement (CIMPS)*, pages 1–4, 2017.
- [234] B. Sadeghiyan and M. Mouzarani. A new view on classification of software vulnerability mitigation methods. *Global Journal of Computer Science and Technology*, 17(C1):41–61, 2017.
- [235] S. Alqahtani. A study on the use of vulnerabilities databases in software engineering domain. *Computers & Security*, 116:102661, 2022.
- [236] B. Liu, Lucia, S. Nejati, L. C Briand, and T. Bruckmann. Simulink fault localization: an iterative statistical debugging approach. *Software Testing, Verification and Reliability*, 26(6):431–459, 2016.
- [237] R. Matinnejad, S. Nejati, L. C Briand, and T. Bruckmann. Simcotest: A test suite generation tool for simulink/s-tateflow controllers. In *Proceedings of International Conference on Software Engineering Companion*, pages 585–588, 2016.
- [238] Y. Yang. Improve model testing by integrating bounded model checking and coverage guided fuzzing. *arXiv preprint arXiv:2211.04712*, n/a(n/a):arXiv:2211.04712, 2022.
- [239] R. I. Rabin and M. A. Alipour. Configuring test generators using bug reports: a case study of gcc compiler and csmith. In *Proceedings of the Annual ACM Symposium on Applied Computing*, pages 1750–1758, 2021.
- [240] Y. Zheng, Y. Liu, X. Xie, Y. Liu, L. Ma, J. Hao, and Y. Liu. Automatic web testing using curiosity-driven reinforcement learning. In *International Conference on Software Engineering (ICSE)*, pages 423–435, 2021.
- [241] C-Y Tsai and G. W Taylor. Deeprng: Towards deep reinforcement learning-assisted generative testing of software, 2022.
- [242] E. Selay, Z. Q. Zhou, T. Y. Chen, and F-C. Kuo. Adaptive random testing in detecting layout faults of web applications. *International Journal of Software Engineering and Knowledge Engineering*, 28(10):1399–1428, 2018.