

Do Clinicians Know How to Prompt? The Need for Automatic Prompt Optimization Help in Clinical Note Generation

Zonghai Yao^{*1}, Ahmed Jaafar^{*1}, Beining Wang², Zhichao Yang¹, Hong Yu¹
 University of Massachusetts Amherst¹, Fudan University²
 {zonghaiyao, ajaafar}@umass.edu

Abstract

This study examines the effect of prompt engineering on the performance of Large Language Models (LLMs) in clinical note generation. We introduce an Automatic Prompt Optimization (APO) framework to refine initial prompts and compare the outputs of medical experts, non-medical experts, and APO-enhanced GPT3.5 and GPT4. Results highlight GPT4-APO's superior performance in standardizing prompt quality across clinical note sections. A human-in-the-loop approach shows that experts maintain content quality post-APO, with a preference for their own modifications, suggesting the value of expert customization. We recommend a two-phase optimization process, leveraging APO-GPT4 for consistency and expert input for personalization¹.

1 Introduction

Large Language Models (LLMs), including iterations of the Generative Pre-trained Transformer (GPT) series, have dramatically expanded the scope of natural language processing (NLP). Their applications now range from simple Q&A to the intricate demands of clinical documentation, necessitating the craft of prompt engineering (Brown et al., 2020; Sanh et al., 2021; Chowdhery et al., 2022; Longpre et al., 2023; OpenAI, 2023; Wang et al., 2023a; Yang et al., 2023b). The quality of a prompt is paramount, as it is typically created by a human mentor to guide an LLM mentee to generate the document. Yet, this prompt creation process is encumbered by the complexities of human expression—rich in subtleties and cultural nuance—that often surpass the computational confines of LLMs, resulting in a cognitive gap (Zamfirescu-Pereira et al., 2023). Variances in prompt quality lead to differences in prompt efficacy, which can fluctuate considerably (1) when switching between LLM

^{*} Indicates equal contribution

¹https://github.com/seasonyao/Automatic_Prompt_Optimization_Physician_Prompting

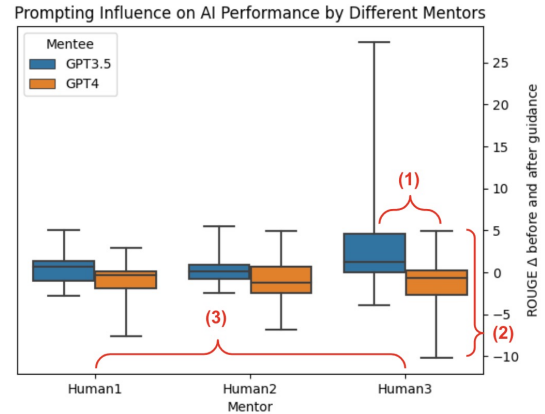


Figure 1: Influence of different mentors on AI mentee performance enhancement. This figure illustrates the changes in AI mentee performance following prompting by three individual human mentors and an APO system, represented on the x-axis. The y-axis measures the variation in ROUGE scores before and after prompting, with blue bars indicating GPT3.5 and orange bars denoting GPT4 as mentee to generate clinical note content according to different prompt groups. The results indicate the differential impact of human versus APO prompting on AI content generation quality.

mentees (As shown in Figure 1, ‘mentor’ modifies the prompt to allow ‘mentee’ to perform the targeted task better) and (2) across various sections of the documentation or (3) among different human mentors, as illustrated in Figure 1. This inherent variability underscores the need for a consistent tool that standardizes prompt quality to achieve reliable uniformity in LLM performance.

In the clinical domain, where the stakes are particularly high, optimizing prompt engineering is critical to help busy clinicians most efficiently use LLMs for clinical practice. Our study adopts Automatic Prompt Optimization (APO) (Prasad et al., 2022) as a novel solution to address these challenges. APO refines the initial prompts provided by clinicians, adapting them to the nuanced requirements of different clinical note sections for AI-assisted clinical documentation. Thus, the re-

sulting clinical notes are significantly enhanced in quality and efficiency.

Through a comprehensive comparative analysis, our research elucidates how APO, when used with human experts, substantially elevates the refinement process of prompts. Our first experimental set pits generic prompts, modified by medical experts, non-medical experts, and APO-enhanced GPT3.5 and GPT4, against each other. The results highlight APO-GPT4’s remarkable ability to elevate content generation, revealing an inherent capacity for self-improvement that aligns with recent academic discourse. Our second experimental set delves into the potential of human-in-the-loop systems. Here, we further refine APO-generated prompts with human experts. Contrary to non-expert interventions, which often detracted from the quality of the content, expert modifications maintained the high standards set by APO. Moreover, our human preference feedback suggests that, while experts may not significantly alter the content quality, they prefer the results of their own modifications, pointing to a personalized touch without sacrificing the quality of the content.

In light of our findings, we advocate a two-pronged approach to prompt optimization: initially employing APO-GPT4 to standardize prompt quality, followed by expert-led customization based on preference. This strategy offers a pragmatic balance, effectively harnessing the power of AI while respecting the nuances of human expertise.

2 Related Work

Soft prompts and parameter adjustments offer promising results for open-source LLMs (Li and Liang, 2021; Lester et al., 2021; Hu et al., 2021), while discrete prompt searches (Shin et al., 2020; Wen et al., 2023) and reinforcement learning (Deng et al., 2022; Zhang et al., 2022) push the boundaries further. Closed-source LLMs, conversely, necessitate gradient-free optimization, relying on iterative prompt refinement and natural language feedback for efficacy (Prasad et al., 2022; Xu et al., 2022; Guo et al., 2023; Fernando et al., 2023; Zhou et al., 2022; Xu et al., 2023; Pryzant et al., 2023; Yang et al., 2023a; Wang et al., 2023d; Dong et al., 2023; Li et al., 2023; Sun et al., 2023).

In the clinical context, synthesizing such optimization techniques has been pivotal. Foundational work in automated note generation (Krishna et al., 2020; Song et al., 2020; Yim and Yetisgen-Yildiz,

2021; Su et al., 2022; Giorgi et al., 2023; Wang et al., 2023b,c; Yao et al., 2023) informs our approach, integrating APO to streamline medical documentation. This research leverages both iterative enhancement and expert feedback, embodying the iterative, gradient-free optimization approach to improve the precision of clinical LLM applications.

3 Method

Algorithm 1 SOAP Note Prompt Optimization

```

1:  $p_0 = \text{“Generate a SOAP summary.”}$ 
2:  $p_{\nabla} = \text{“What’s wrong with } p_0\text{?”}$ 
3:  $p_{\delta} = \text{“Use } g \text{ to fix } p_0\text{.”}$ 
4: procedure FORWARD( $s, x$ )
5:    $p_0 = p_0 + s + x$ 
6:   return  $a(p_0)$  ▷ LLM  $a$ 
7: end procedure
8: procedure BACKWARD( $s, x, y, \hat{y}$ )
9:    $p_{\nabla} = p_{\nabla} + p_0 + s + x + y + \hat{y}$ 
10:   $g = b(p_{\nabla})$  ▷ LLM  $b$ 
11:   $p_{\delta} = p_{\delta} + p_0 + g$ 
12:  return  $b(p_{\delta})$  ▷ LLM  $b$ 
13: end procedure
14: procedure MAIN
15:   for  $i = 1$  to  $k$  do
16:     for  $c = 1$  to  $j$  do
17:        $\hat{y} = \text{FORWARD}(x, s)$ 
18:        $p' = \text{BACKWARD}(s, x, y, \hat{y})$ 
19:        $p_0 = p'$ 
20:     end for
21:   end for
22: end procedure

```

We utilized two LLMs, GPT3.5 and GPT-4, on a clinical dataset D , applying a forward (A.2.2) and backward (A.2.3) pass approach. In the forward pass, a generic user-provided prompt p_0 is used by an LLM to generate summaries for a section s from D . In the backward pass, suggestions for refining p_0 are generated and applied, resulting in a new prompt p' , theoretically closer to the optimal p^* . This is shown in Figure 2, Algorithm 1², and Table 11. The method includes validation using a dataset E . Enhancing our approach, we integrate a human-in-the-loop component, where medical experts and laypersons revise the final AI-generated prompt p'_{final} for each section. Then, the revised prompts, $p'_{final-human}$, are used to produce new summaries, which are compared against ground truth data to assess the effectiveness of human-AI collaboration.

²Algorithm 1 is simplified to use one data point’s dialogue

Mentor	R1	R2	RL	M	U-f
X guides GPT3.5					
Gen	23.50	8.05	21.69	22.58	32.83
Exp	23.99	8.55	22.18	23.69	32.79
NoExp	25.77	7.96	23.96	22.69	33.27
APO-GPT3.5	24.22	9.17	22.45	22.82	32.53
APO-GPT4	27.92	11.32	26.14	25.00	36.89
X guides GPT4					
Gen	24.99	8.94	23.74	24.82	33.13
Exp	24.06	8.43	21.74	25.12	31.84
NoExp	23.87	7.56	22.21	23.32	31.88
APO-GPT3.5	23.19	8.31	21.59	23.79	28.94
APO-GPT4	30.00	11.14	27.86	26.35	35.27

Table 1: Performance across different prompting groups for GPT3.5 and GPT4. ‘Gen’ denotes the baseline generic prompts, ‘Exp’ and ‘NoExp’ represent expert and non-expert human modifications, respectively, while ‘APO-GPT3.5’ and ‘APO-GPT4’ indicate prompts refined through APO.

4 Experiments

4.1 Metrics

Models are evaluated with full-length F1-scores of ROUGE (Lin, 2004) and METEOR (Banerjee and Lavie, 2005). We use QuickUMLS³ to extract medical concepts from both model-generated and ground truth summaries and then calculate F1-scores for these two lists of concepts, which is named UMLS-F1 (Adams et al., 2023). We also add human preferences in Experiment Set-2.

4.2 Experimental Setup

We put the details of our dataset in Appendix A.4. First, we designed the experiment to use the generic prompt, outlined in Appendix A.7, on six different GPT models⁴. This objective was to evaluate which variants are the best across most sections, thereby guiding our selection for use in APO. We then divided our experiments into two sets⁵:

Set-1: Comparative Analysis of APO and Human Contributions in Clinical Note Generation.

This experiment aims to assess how APO, compared with humans, can assist in improving content generation for different sections of clinical notes. Specifically, we introduce a generic prompt and training data for distinct sections. The goal is to aid AI systems, such as GPT3.5 and GPT4, in iden-

³<https://github.com/Georgetown-IR-Lab/QuickUMLS>

⁴text-ada-001, text-babbage-001, text-curie-001, text-davinci-003, gpt-3.5-turbo-0613, and gpt-4-0613

⁵After we got the different sets’ prompts, we then ran gpt-3.5-turbo-0613 or gpt-4-0613 API with self-consistency and zero-shot settings (Wang et al., 2022), where temperature=0.3, run numbers=5. We used the default numbers for all other parameters in OpenAI API.

Mentor	R1	R2	RL	M	U-f
X guides GPT3.5					
APO-GPT4	27.92	11.32	26.14	25.00	36.89
Exp-APO	26.89	10.82	25.39	25.46	36.62
NoExp-APO	26.71	9.07	24.89	21.68	33.44
X guides GPT4					
APO-GPT4	30.00	11.14	27.86	26.35	35.27
Exp-APO	28.83	10.70	27.20	26.48	35.57
NoExp-APO	28.28	9.78	26.60	24.25	32.68

Table 2: Comparative effectiveness of post-APO-GPT4 human prompt modifications. This table shows the results of human intervention after APO-GPT4 prompts, where ‘Exp-APO’ and ‘NoExp-APO’ denote the post-APO-GPT4 modifications by experts and non-experts.

tifying suitable section prompts that enhance content generation in each section. Our experiment involves four groups of prompters: medical experts⁶, non-medical experts⁷, GPT3.5 (with APO), and GPT4 (with APO). Each group modifies the generic prompt based on the training data for each section. We then compare the effectiveness of these modified prompts in assisting AI to generate summaries for different sections, using the results of the generic prompt as a baseline.

Set-2: Enhancing AI-Generated Clinical Content through Humans Prompt Modification Post-APO.

In this set of experiments, we take the results of GPT3.5 (with APO) and GPT4 (with APO) as new baselines and invite medical experts and non-medical experts to further modify the prompts based on their knowledge and preferences. This approach examines how human intervention, post-APO implementation, affects the quality of AI-generated content in various clinical note sections. We analyze the effectiveness of these modifications by comparing them against the baseline established by APO-modified prompts, focusing on the nuances introduced by the domain-specific knowledge and preferences of the two human groups.

4.3 Results

For our initial experiment, the findings indicate that GPT-4 and GPT3.5 emerged as the most effective variants, in descending order of performance, as detailed in Appendix A.8. As a result, they were used for our proposed algorithm.

Set-1: Comparative Analysis of APO and Human Contributions in Clinical Note Generation.

Upon examining the ‘X guides GPT3.5’ results from Table 1⁸, we observed that expert

⁶One licensed physician

⁷One has a master’s degree, and one has a bachelor’s degree. They do not have any medical background.

⁸The details can be found in Appendix Table 5

and non-expert modifications resulted in slight improvements compared to the generic (baseline) results. However, according to the ROUGE and METEOR scores, ‘expert guides GPT3.5’ did not yield better outcomes than ‘non-expert guides GPT3.5’; non-experts led regarding factuality (UMLS-f1) scores. The performance of APO-GPT3.5 did not significantly differ from the baseline, whereas APO-GPT4 markedly surpassed all other methods. Compared to human modifications, APO-GPT4 enhanced summary quality, a feat APO-GPT3.5 did not achieve. For the same Table 1 ‘X guides GPT3.5’ experiment, the results indicated that prompts modified by experts, non-experts, and APO-GPT3.5 all fell short of the generic prompt across various sections, with expert modifications slightly outperforming non-experts, and both human groups surpassing APO-GPT3.5, especially in terms of factuality score. Consistent with the ‘X guides GPT3.5’ findings, APO-GPT4 again significantly elevated the scores across the board. Finally, the results in the Appendix Table 5 show the helpful effect of APO-GPT4 on problem (2) and (3) in Figure 1. These results further demonstrate GPT4’s emergent abilities in self-critique (Madaan et al., 2023), self-feedback (Huang et al., 2022), and self-explanation (Zhao et al., 2023).

Set-2: Enhancing AI-Generated Clinical Content through Humans Prompt Modification Post-APO. In this experiment, we continued to explore the outcomes of the human-in-the-loop paradigm on top of APO. From the previous experiments in Table 1, it was evident that APO-GPT4 significantly boosted the summary quality, raising the lower bound of AI performance on this task and providing a new baseline for users to engage in further prompt engineering. We refer to the process of experts post-editing APO-refined APO-GPT4 prompts as ‘Exp-APO’ and the analogous post-editing by non-experts as ‘NoExp-APO’. We compared Exp-APO and NoExp-APO modifications, with the term ‘APO’ now exclusively referring to the results achieved by APO-GPT4. In Table 2, we found that for both ‘X guides GPT3.5’ and ‘X guides GPT4’, Exp-APO modifications did not significantly differ from APO-GPT4 in terms of ROUGE, METEOR, and UMLS-f1 scores, whereas NoExp-APO modifications notably degraded summary quality, particularly factuality scores, suggesting a loss of key information or the introduction of hallucinations.

In a detailed **comparison between Exp-APO**

and APO-GPT4, we curated a human evaluation dataset from 100 randomly selected instances within the evaluation set. This allowed experts who contributed to Exp-APO to assess and provide feedback on their preference for summaries generated from their revised prompts compared to those produced by the original APO-GPT4 prompts. The outcome showed a preference distribution where 75% favored Exp-APO, 3% indicated no preference, and 22% preferred APO-GPT4. These results show that while factuality scores remained closely comparable, there was a slight decrease in ROUGE scores for Exp-APO, yet the expert preference was markedly in favor of Exp-APO. This can be attributed to how APO tends to enforce certain structural elements within prompts, such as explicitly stating ‘None’ in the absence of information. Experts tended to remove such repetitive formulations, which, although potentially reducing the strict adherence to format and the ROUGE score, did not impact the factuality score. Moreover, experts’ preferences are less influenced by rigid formatting and more by their own knowledge and experience. These expert insights, incorporated through the human-in-the-loop approach, may have introduced a degree of personalization to the prompts, aligning the AI-generated content more closely with human evaluative criteria and contributing to the overall preference for Exp-APO. This suggests that while expert post-editing prompts may not markedly enhance the quality of APO-GPT4 summaries, they align more closely with user preferences, offering a more personalized result without sacrificing summary quality.

5 Conclusion

Our investigation has demonstrated the profound impact of prompt engineering on the effectiveness of LLMs, specifically in clinical note generation. Implementing our APO framework has notably advanced the standardization of prompt quality, particularly with GPT4, which has shown superior performance in generating clinical notes. Incorporating a human-in-the-loop approach further validated the importance of expert involvement, indicating a clear preference for expert-modified prompts, suggesting that personalized tweaks to APO-generated prompts yield user-preferred outcomes without compromising the content’s integrity.

6 Limitations

Our research, while insightful, acknowledges several limitations. The task-specific nature of our findings implies that even if prompts perform well within our dataset, this does not guarantee similar success in real-world, complex scenarios. The MTS-Dialog dataset’s limitations also pose challenges; many sections had insufficient data, leading to exclusion and a lack of comprehensive coverage. Even after preprocessing and filtering, data imbalance remains a concern. Moreover, our evaluation metrics—ROUGE, METEOR, and UMLS-f1—may not fully encapsulate the qualitative subtleties of clinical note generation, potentially overlooking nuances apparent to human experts. The number of human mentors involved was constrained by time and financial resources, possibly introducing bias into the results.

Recent advancements in APO have seen the development of more sophisticated algorithms aimed at enhancing efficacy and stability (Fernando et al., 2023; Wang et al., 2023d; Dong et al., 2023; Li et al., 2023; Sun et al., 2023); however, these were not compared in our study. Additionally, our approach to prompting with APO and human experts primarily focused on general quality without targeting specific aspects such as hallucination (Huang et al., 2023). Tailoring the APO algorithm to improve particular model performances (e.g., factuality) could yield more targeted enhancements. The integration of external resources, like databases, information retrieval systems, or writing assistant tools, could also provide additional information to aid AI in making more accurate suggestions during the forward pass and refinements during the backward pass, overcoming some of the AI’s knowledge limitations (Petroni et al., 2019; Sung et al., 2021; Yao et al., 2022a,b; Singhal et al., 2022).

Moving forward, we plan to delve deeper into the nuances of prompt engineering, exploring the boundaries of personalization and the potential for even more sophisticated AI-human collaboration models. We aim to expand the diversity of expert input and examine the impact of such variations on the overall system performance. Furthermore, future work will also investigate the scalability of our approach to other domains within NLP, testing the generalizability and robustness of the APO framework. In addition, we are also interested in the emergent ability of GPT4 that can perform APO for other AI and itself well, and we plan to distill this

ability into trainable LLMs, such as the LLaMA family (Touvron et al., 2023a,b), by creating a batch of synthetic instruction learning data (Wang et al., 2022; Tran et al., 2023).

7 Ethics Statement

In conducting this research, we have adhered to ethical guidelines, ensuring that all patient data used in the dataset was anonymized and used strictly for research purposes. We have also considered the potential implications of our work on clinical practice, emphasizing the enhancement of AI tools as assistive rather than replacement technologies to support medical professionals. As we progress, we remain committed to upholding these ethical standards and continuously assessing the societal impacts of our research.

References

- Asma Ben Abacha, Wen-wai Yim, Griffin Adams, Neal Snider, and Meliha Yetisgen-Yildiz. 2023a. Overview of the mediqa-chat 2023 shared tasks on the summarization & generation of doctor-patient conversations. In *Proceedings of the 5th Clinical Natural Language Processing Workshop*, pages 503–513.
- Asma Ben Abacha, Wen-wai Yim, Yadan Fan, and Thomas Lin. 2023b. An empirical study of clinical note generation from doctor-patient encounters. In *Proceedings of the 17th Conference of the European Chapter of the Association for Computational Linguistics*, pages 2283–2294.
- Griffin Adams, Jason Zucker, and Noémie Elhadad. 2023. A meta-evaluation of faithfulness metrics for long-form hospital-course summarization. *arXiv preprint arXiv:2303.03948*.
- Satanjeev Banerjee and Alon Lavie. 2005. **METEOR: An automatic metric for MT evaluation with improved correlation with human judgments**. In *Proceedings of the ACL Workshop on Intrinsic and Extrinsic Evaluation Measures for Machine Translation and/or Summarization*, pages 65–72, Ann Arbor, Michigan. Association for Computational Linguistics.
- Tom B. Brown, Benjamin Mann, Nick Ryder, Melanie Subbiah, Jared Kaplan, Prafulla Dhariwal, Arvind Neelakantan, Pranav Shyam, Girish Sastry, Amanda Askell, Sandhini Agarwal, Ariel Herbert-Voss, Gretchen Krueger, Tom Henighan, Rewon Child, Aditya Ramesh, Daniel M. Ziegler, Jeffrey Wu, Clemens Winter, Christopher Hesse, Mark Chen, Eric Sigler, Mateusz Litwin, Scott Gray, Benjamin Chess, Jack Clark, Christopher Berner, Sam McCandlish, Alec Radford, Ilya Sutskever, and Dario Amodei. 2020. **Language models are few-shot learners**. In

- Advances in Neural Information Processing Systems*, volume 33, pages 1877–1901.
- Aakanksha Chowdhery, Sharan Narang, Jacob Devlin, Maarten Bosma, Gaurav Mishra, Adam Roberts, Paul Barham, Hyung Won Chung, Charles Sutton, Sebastian Gehrmann, Parker Schuh, Kensen Shi, Sasha Tsvyashchenko, Joshua Maynez, Abhishek Rao, Parker Barnes, Yi Tay, Noam Shazeer, Vinodkumar Prabhakaran, Emily Reif, Nan Du, Ben Hutchinson, Reiner Pope, James Bradbury, Jacob Austin, Michael Isard, Guy Gur-Ari, Pengcheng Yin, Toju Duke, Anselm Levskaya, Sanjay Ghemawat, Sunipa Dev, Henryk Michalewski, Xavier Garcia, Vedant Misra, Kevin Robinson, Liam Fedus, Denny Zhou, Daphne Ippolito, David Luan, Hyeontaek Lim, Barret Zoph, Alexander Spiridonov, Ryan Sepassi, David Dohan, Shivani Agrawal, Mark Omernick, Andrew M. Dai, Thanumalayan Sankaranarayanan Pillai, Marie Pellat, Aitor Lewkowycz, Erica Moreira, Rewon Child, Oleksandr Polozov, Katherine Lee, Zongwei Zhou, Xuezhi Wang, Brennan Saeta, Mark Diaz, Orhan Firat, Michele Catasta, Jason Wei, Kathy Meier-Hellstern, Douglas Eck, Jeff Dean, Slav Petrov, and Noah Fiedel. 2022. [PaLM: Scaling language modeling with pathways](#). *arXiv preprint arXiv:2204.02311*.
- Mingkai Deng, Jianyu Wang, Cheng-Ping Hsieh, Yihan Wang, Han Guo, Tianmin Shu, Meng Song, Eric P Xing, and Zhiting Hu. 2022. Rlprompt: Optimizing discrete text prompts with reinforcement learning. *arXiv preprint arXiv:2205.12548*.
- Yihong Dong, Kangcheng Luo, Xue Jiang, Zhi Jin, and Ge Li. 2023. Pace: Improving prompt with actor-critic editing for large language model. *arXiv preprint arXiv:2308.10088*.
- Chrisantha Fernando, Dylan Banarse, Henryk Michalewski, Simon Osindero, and Tim Rocktäschel. 2023. Promptbreeder: Self-referential self-improvement via prompt evolution. *arXiv preprint arXiv:2309.16797*.
- John Giorgi, Augustin Toma, Ronald Xie, Sondra Chen, Kevin An, Grace Zheng, and Bo Wang. 2023. Wanglab at mediqa-chat 2023: Clinical note generation from doctor-patient conversations using large language models. In *Proceedings of the 5th Clinical Natural Language Processing Workshop*, pages 323–334.
- Qingyan Guo, Rui Wang, Junliang Guo, Bei Li, Kaitao Song, Xu Tan, Guoqing Liu, Jiang Bian, and Yujie Yang. 2023. Connecting large language models with evolutionary algorithms yields powerful prompt optimizers. *arXiv preprint arXiv:2309.08532*.
- Edward J Hu, Yelong Shen, Phillip Wallis, Zeyuan Allen-Zhu, Yuanzhi Li, Shean Wang, Lu Wang, and Weizhu Chen. 2021. Lora: Low-rank adaptation of large language models. *arXiv preprint arXiv:2106.09685*.
- Jiaxin Huang, Shixiang Shane Gu, Le Hou, Yuexin Wu, Xuezhi Wang, Hongkun Yu, and Jiawei Han. 2022. Large language models can self-improve. *arXiv preprint arXiv:2210.11610*.
- Lei Huang, Weijiang Yu, Weitao Ma, Weihong Zhong, Zhangyin Feng, Haotian Wang, Qianglong Chen, Weihua Peng, Xiaocheng Feng, Bing Qin, et al. 2023. A survey on hallucination in large language models: Principles, taxonomy, challenges, and open questions. *arXiv preprint arXiv:2311.05232*.
- Kundan Krishna, Sopan Khosla, Jeffrey P Bigham, and Zachary C Lipton. 2020. Generating soap notes from doctor-patient conversations using modular summarization techniques. *arXiv preprint arXiv:2005.01795*.
- Brian Lester, Rami Al-Rfou, and Noah Constant. 2021. The power of scale for parameter-efficient prompt tuning. *arXiv preprint arXiv:2104.08691*.
- Cheng Li, Mingyang Zhang, Qiaozhu Mei, Weize Kong, and Michael Bendersky. 2023. Automatic prompt rewriting for personalized text generation. *arXiv preprint arXiv:2310.00152*.
- Xiang Lisa Li and Percy Liang. 2021. Prefix-tuning: Optimizing continuous prompts for generation. *arXiv preprint arXiv:2101.00190*.
- Chin-Yew Lin. 2004. ROUGE: A package for automatic evaluation of summaries. In *Text summarization branches out*, pages 74–81.
- Shayne Longpre, Le Hou, Tu Vu, Albert Webson, Hyung Won Chung, Yi Tay, Denny Zhou, Quoc V. Le, Barret Zoph, Jason Wei, and Adam Roberts. 2023. [The flan collection: Designing data and methods for effective instruction tuning](#).
- Aman Madaan, Niket Tandon, Prakhar Gupta, Skyler Hallinan, Luyu Gao, Sarah Wiegrefe, Uri Alon, Nouha Dziri, Shrimai Prabhumoye, Yiming Yang, et al. 2023. Self-refine: Iterative refinement with self-feedback. *arXiv preprint arXiv:2303.17651*.
- OpenAI. 2023. Gpt-4 technical report. *arXiv preprint arXiv:2303.08774*.
- Fabio Petroni, Tim Rocktäschel, Patrick Lewis, Anton Bakhtin, Yuxiang Wu, Alexander H Miller, and Sebastian Riedel. 2019. Language models as knowledge bases? *arXiv preprint arXiv:1909.01066*.
- V Podder, V Lew, and S Ghassemzadeh. 2021. Soap notes.[updated 2021 sep 2]. *StatPearls [Internet]*. StatPearls Publishing. Available from: <https://www.ncbi.nlm.nih.gov/books/NBK482263>.
- V Podder, V Lew, and S Ghassemzadeh. 2023. [Soap notes](#). *StatPearls [Internet]*. PMID: 29489268.
- Archiki Prasad, Peter Hase, Xiang Zhou, and Mohit Bansal. 2022. Grips: Gradient-free, edit-based instruction search for prompting large language models. *arXiv preprint arXiv:2203.07281*.

- Reid Pryzant, Dan Iter, Jerry Li, Yin Tat Lee, Chenguang Zhu, and Michael Zeng. 2023. Automatic prompt optimization with "gradient descent" and beam search. *arXiv preprint arXiv:2305.03495*.
- Victor Sanh, Albert Webson, Colin Raffel, Stephen H. Bach, Lintang Sutawika, Zaid Alyafeai, Antoine Chaffin, Arnaud Stiegler, Teven Le Scao, Arun Raja, Manan Dey, M. Saiful Bari, Canwen Xu, Urmish Thakker, Shanya Sharma, Eliza Szczechla, Taewoon Kim, Gunjan Chhablani, Nihal V. Nayak, Debajyoti Datta, Jonathan Chang, Mike Tian-Jian Jiang, Han Wang, Matteo Manica, Sheng Shen, Zheng Xin Yong, Harshit Pandey, Rachel Bawden, Thomas Wang, Trishala Neeraj, Jos Rozen, Abheesht Sharma, Andrea Santilli, Thibault Févry, Jason Alan Fries, Ryan Teehan, Stella Biderman, Leo Gao, Tali Bers, Thomas Wolf, and Alexander M. Rush. 2021. [Multitask prompted training enables zero-shot task generalization](#). *CoRR*, abs/2110.08207.
- Taylor Shin, Yasaman Razeghi, Robert L Logan IV, Eric Wallace, and Sameer Singh. 2020. Autoprompt: Eliciting knowledge from language models with automatically generated prompts. *arXiv preprint arXiv:2010.15980*.
- Karan Singhal, Shekoofeh Azizi, Tao Tu, S Sara Mahdavi, Jason Wei, Hyung Won Chung, Nathan Scales, Ajay Tanwani, Heather Cole-Lewis, Stephen Pfohl, et al. 2022. Large language models encode clinical knowledge. *arXiv preprint arXiv:2212.13138*.
- Yan Song, Yuanhe Tian, Nan Wang, and Fei Xia. 2020. Summarizing medical conversations via identifying important utterances. In *Proceedings of the 28th International Conference on Computational Linguistics*, pages 717–729, Barcelona, Spain (Online).
- Jing Su, Longxiang Zhang, Hamidreza Hassanzadeh, and Thomas Schaaf. 2022. Extract and abstract with bart for clinical notes from doctor-patient conversations. In *Interspeech*.
- Hong Sun, Xue Li, Yinchuan Xu, Youkow Homma, Qi Cao, Min Wu, Jian Jiao, and Denis Charles. 2023. Autohint: Automatic prompt optimization with hint generation. *arXiv preprint arXiv:2307.07415*.
- Mujeen Sung, Jinhyuk Lee, Sean Yi, Minji Jeon, Sungdong Kim, and Jaewoo Kang. 2021. Can language models be biomedical knowledge bases? *arXiv preprint arXiv:2109.07154*.
- Hugo Touvron, Thibaut Lavril, Gautier Izacard, Xavier Martinet, Marie-Anne Lachaux, Timothée Lacroix, Baptiste Rozière, Naman Goyal, Eric Hambro, Faisal Azhar, et al. 2023a. Llama: Open and efficient foundation language models. *arXiv preprint arXiv:2302.13971*.
- Hugo Touvron, Louis Martin, Kevin Stone, Peter Albert, Amjad Almahairi, Yasmine Babaei, Nikolay Bashlykov, Soumya Batra, Prajwal Bhargava, Shruti Bhosale, et al. 2023b. Llama 2: Open foundation and fine-tuned chat models. *arXiv preprint arXiv:2307.09288*.
- Hieu Tran, Zhichao Yang, Zonghai Yao, and Hong Yu. 2023. Bioinstruct: Instruction tuning of large language models for biomedical natural language processing. *arXiv preprint arXiv:2310.19975*.
- Jiaqi Wang, Enze Shi, Sigang Yu, Zihao Wu, Chong Ma, Haixing Dai, Qiushi Yang, Yanqing Kang, Jinru Wu, Huawen Hu, et al. 2023a. Prompt engineering for healthcare: Methodologies and applications. *arXiv preprint arXiv:2304.14670*.
- Junda Wang, Zonghai Yao, Avijit Mitra, Samuel Osebe, Zhichao Yang, and Hong Yu. 2023b. Umass_bionlp at medqa-chat 2023: Can llms generate high-quality synthetic note-oriented doctor-patient conversations? *arXiv preprint arXiv:2306.16931*.
- Junda Wang, Zonghai Yao, Zhichao Yang, Huixue Zhou, Rumeng Li, Xun Wang, Yucheng Xu, and Hong Yu. 2023c. Notechat: A dataset of synthetic doctor-patient conversations conditioned on clinical notes. *arXiv preprint arXiv:2310.15959*.
- Xinyuan Wang, Chenxi Li, Zhen Wang, Fan Bai, Haotian Luo, Jiayou Zhang, Nebojsa Jojic, Eric P Xing, and Zhiting Hu. 2023d. Promptagent: Strategic planning with language models enables expert-level prompt optimization. *arXiv preprint arXiv:2310.16427*.
- Yizhong Wang, Yeganeh Kordi, Swaroop Mishra, Alisa Liu, Noah A Smith, Daniel Khashabi, and Hannaneh Hajishirzi. 2022. Self-instruct: Aligning language model with self generated instructions. *arXiv preprint arXiv:2212.10560*.
- Yuxin Wen, Neel Jain, John Kirchenbauer, Micah Goldblum, Jonas Geiping, and Tom Goldstein. 2023. Hard prompts made easy: Gradient-based discrete optimization for prompt tuning and discovery. *arXiv preprint arXiv:2302.03668*.
- Hanwei Xu, Yujun Chen, Yulun Du, Nan Shao, Yanggang Wang, Haiyu Li, and Zhilin Yang. 2022. Gps: Genetic prompt search for efficient few-shot learning. *arXiv preprint arXiv:2210.17041*.
- Weijia Xu, Andrzej Banburski-Fahey, and Nebojsa Jojic. 2023. Reprompting: Automated chain-of-thought prompt inference through gibbs sampling. *arXiv preprint arXiv:2305.09993*.
- Chengrun Yang, Xuezhi Wang, Yifeng Lu, Hanxiao Liu, Quoc V Le, Denny Zhou, and Xinyun Chen. 2023a. Large language models as optimizers. *arXiv preprint arXiv:2309.03409*.
- Zhichao Yang, Zonghai Yao, Mahbuba Tasmin, Parth Vashisht, Won Seok Jang, Beining Wang, Dan Berlowitz, and Hong Yu. 2023b. [Performance of multimodal gpt-4v on usmle with image: Potential for imaging diagnostic support with explanations](#). *medRxiv*.

- Zonghai Yao, Yi Cao, Zhichao Yang, Vijeta Deshpande, and Hong Yu. 2022a. Extracting biomedical factual knowledge using pretrained language model and electronic health record context. *arXiv preprint arXiv:2209.07859*.
- Zonghai Yao, Yi Cao, Zhichao Yang, and Hong Yu. 2022b. Context variance evaluation of pretrained language models for prompt-based biomedical knowledge probing. *arXiv preprint arXiv:2211.10265*.
- Zonghai Yao, Benjamin J Schloss, and Sai P Selvaraj. 2023. Improving summarization with human edits. *arXiv preprint arXiv:2310.05857*.
- Wen-wai Yim and Meliha Yetisgen-Yildiz. 2021. Towards automating medical scribing: Clinic visit dialogue2note sentence alignment and snippet summarization. In *Proceedings of the Second Workshop on Natural Language Processing for Medical Conversations*, pages 10–20.
- JD Zamfirescu-Pereira, Richmond Y Wong, Bjoern Hartmann, and Qian Yang. 2023. Why johnny can’t prompt: how non-ai experts try (and fail) to design llm prompts. In *Proceedings of the 2023 CHI Conference on Human Factors in Computing Systems*, pages 1–21.
- Tianjun Zhang, Xuezhi Wang, Denny Zhou, Dale Schuurmans, and Joseph E Gonzalez. 2022. Tempera: Test-time prompt editing via reinforcement learning. In *The Eleventh International Conference on Learning Representations*.
- Jiachen Zhao, Zonghai Yao, Zhichao Yang, and Hong Yu. 2023. Self-explain: Teaching large language models to reason complex questions by themselves. *arXiv preprint arXiv:2311.06985*.
- Yongchao Zhou, Andrei Ioan Muresanu, Ziwen Han, Keiran Paster, Silviu Pitis, Harris Chan, and Jimmy Ba. 2022. Large language models are human-level prompt engineers. *arXiv preprint arXiv:2211.01910*.

A Appendix

A.1 SOAP Structure

The SOAP (Subjective, Objective, Assessment, and Plan) structure is commonly used by providers (Podder et al., 2021).

- * The Chief Complaint section is a brief description of a patient’s conditions and the reasons for the visit.
- * The Subjective section is a detailed report of the patient’s current conditions, such as source, onset, and duration of symptoms, mainly based on the patient’s self-report. This section usually includes a history of present illness and symptoms, current medications, and allergies.
- * The Objective section documents the results of physical exam findings, laboratory data, vital signs, and descriptions of imaging results.
- * The Assessment section typically contains medical diagnoses and reasons that lead to medical diagnoses. The assessment is typically based on the content of the chief complaint and the subjective and objective sections.
- * The Plan section addresses treatment plans based on the assessment.

A.2 Method

A.2.1 Overview

We are given a dataset D of n i.i.d training clinical data, comprised of f features ($D \in \mathbb{R}^{n \times f}$) including the doctor-patient dialogue, the name of a SOAP (Podder et al., 2021, 2023) note section⁹, the ground truth section clinical note summary, the model-generated section clinical note summary, etc. Our method broadly consists of a “forward pass” (A.2.2) and a “backward pass” (A.2.3). First, an LLM generates summaries for a batch h from a section $s \in S$ using a generic prompt p_0 provided by the user. An LLM is then asked via a fixed prompt p_{∇} to provide suggestions to make p_0 more suitable for s given the ground truth and generated summaries, producing an answer g . Afterward, another fixed prompt, p_{δ} , is used to command the LLM to use g to fix p_0 , outputting a new prompt p' . p' should now be slightly more tailored to generate better summaries for s , closer to the theoretical optimal prompt p^* . This is executed for all S utilizing a random sample of data h (batch) from each

⁹SOAP structure details can be found in the Appendix A.1.

section, where $h \subseteq n$. This process is illustrated in Figure 2 and detailed in Algorithm 1 ¹⁰.

A.2.2 Forward Pass

The forward pass utilizes an LLM to generate summaries (\hat{y}) for h from section s by passing in a generic user-provided prompt (p_0), doctor-patient dialogue (x), and s . We use black box LLMs via API, denoted as $LLMp(i)$ ¹¹. This API yields a probable text continuation, symbolized as \hat{y} , given a prompt. This prompt is a fusion of p and i . Mathematically, $LLMp(i)$ is approximated by $\operatorname{argmax}_{\hat{y} \in L} P_{LLM}(\hat{y}|p, i)$, where it selects the most likely continuation \hat{y} from the set of natural language tokens L . The ones used for our method are OpenAI’s GPT3.5 and GPT4 ¹².

p_0 is a generic prompt such as the one shown in Figure 2 or Appendix A.7 that, in our use case, would be provided by a medical professional such as a clinician. It is a prompt that only instructs the model, in this step LLM a . p_0 and x are passed into a to output a generated summary \hat{y} . This first \hat{y} is likely to be very suboptimal for s .

A.2.3 Backward Pass

This segment of the algorithm represents the key transformational stage. The backward pass consists of (1) utilizing the same or a different LLM as before to provide suggestions on what is wrong with \hat{y} , (2) utilizing the LLM in step 1 to fix p_0 using the suggestions provided in step 1. Step 1 generates “gradients” and step 2 performs “backpropagation”.

The backward pass starts by passing in a fixed prompt (p_{∇}), p_0 , x , s , the ground truth summaries (y), and \hat{y} into an LLM b to generate suggestions (g) on how to fix p_0 to make it more suitable for generating summaries for s . An example is shown in Appendix A.7. These suggestions are named “gradients”, the reason p is labeled with ∇ . Note that $a \stackrel{?}{=} b$, i.e. a may or may not be equal to b .

Next, a fixed prompt (p_{δ}), like the one shown in Appendix A.7, commands b to use g to fix p_0 . g , p_0 , and p_{δ} are passed into b . “gradient descent” happens here. p_{δ} resembles differentiation in traditional neural network training by using g (the “gradient”) to guide the model toward a lower “loss”. Hence the p is labeled with δ . A new prompt p'

is outputted by b , which should be closer to the optimal prompt p^* . $p^* = \operatorname{argmax}_{p \in L} \{m(p, T)\}$, where $m(\cdot)$ represents a metric function and T is all the training data for s . p' should be an edited version of p_0 that is in the opposite semantic direction.

A.3 Iterations & Validation

At this point in the algorithm, the same h is summarized again using a , but this time with p' . The new summaries are evaluated against y .

p' is set to p_0 and the “iteration” restarts, repeating j times. After j iterations, the “epoch” is finished, and the final prompt, p'_{final} , is used to generate summaries for a validation dataset E . These summaries are evaluated against y to check the performance of p'_{final} . The epochs are repeated k times.

A.3.1 Human-in-the-Loop Prompt Refinement

Enhancing the APO framework, we incorporate a human-in-the-loop component for prompt refinement. Post-APO, medical experts and laypersons review and adjust p'_{final} for each s , adding clinical acumen to the AI’s output. These revised prompts, $p'_{final-human}$, are then evaluated by generating new summaries and scoring them against ground truths. The goal is to determine if there is a potential for human-AI collaboration on this task, and whether it should be with experts or not.

A.4 Dataset

With 1.7k total doctor-patient dialogues and summaries, MTS-Dialog supports advances in automatic clinical note generation (Abacha et al., 2023b,a). For our initial exploration of which GPT variants are the best across most sections (more details in Section 4.3), we use the original evaluation split of 100 data points. For APO, since the evaluation split is small, we merge the training and evaluation data into a single pool. The data is comprised of 20 SOAP sections. We discard sections with less than 10 data points, resulting in 14 sections that meet the criteria for further experimentation. Then, we randomly sample 5 data points from each section as training data. Detailed data distribution for these sections is outlined in the Appendix Table 3.

¹⁰Algorithm 1 is simplified to use one data point’s dialogue (x). In reality, a batch (h) of data is used.

¹¹ i is defined as all the inputs to the prompt (dialogue, section, etc.).

¹²We use OpenAI’s gpt-3.5-turbo-0613 and gpt-4-0613 in our experiments.

A.5 Human Annotation Guideline

SOAP sections	# Data
ASSESSMENT	33
PLAN	9
EDCOURSE	6
DISPOSITION	12
PASTSURGICAL	66
PASTMEDICALHX	117
ROS	66
GENHX	297
ALLERGY	59
MEDICATIONS	55
FAM SOCHX	368
DIAGNOSIS	15
CC	75
EXAM	19
Overall	1197

Table 3: The data distribution across sections in our evaluation dataset.

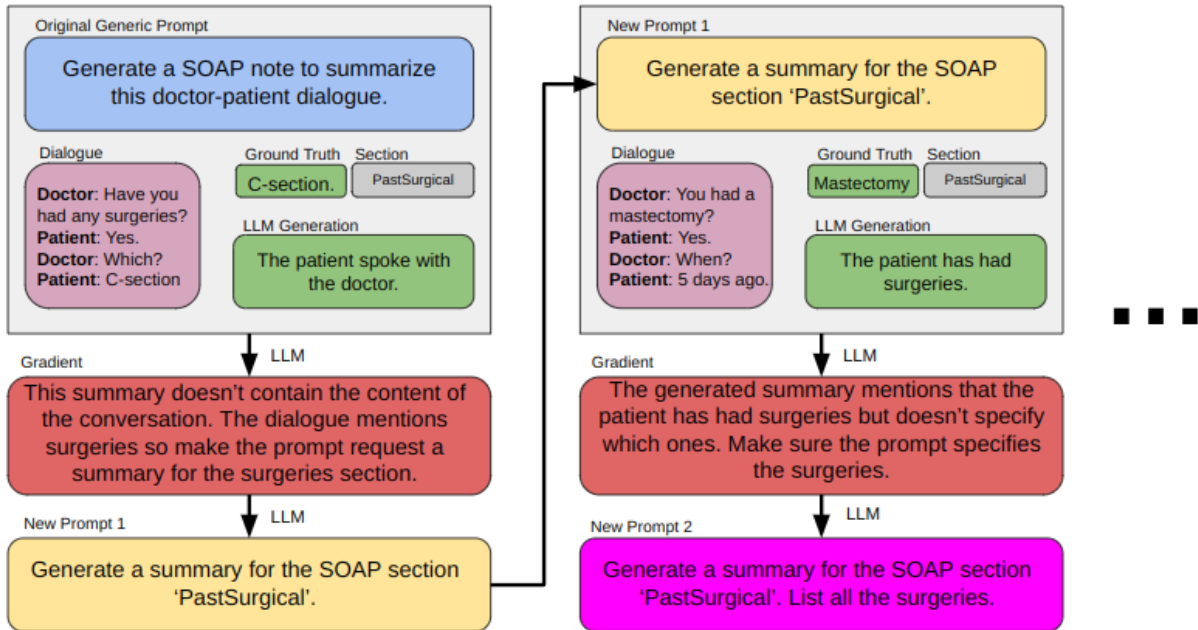


Figure 2: Overview and example of a **correct** APO on clinical note generation.

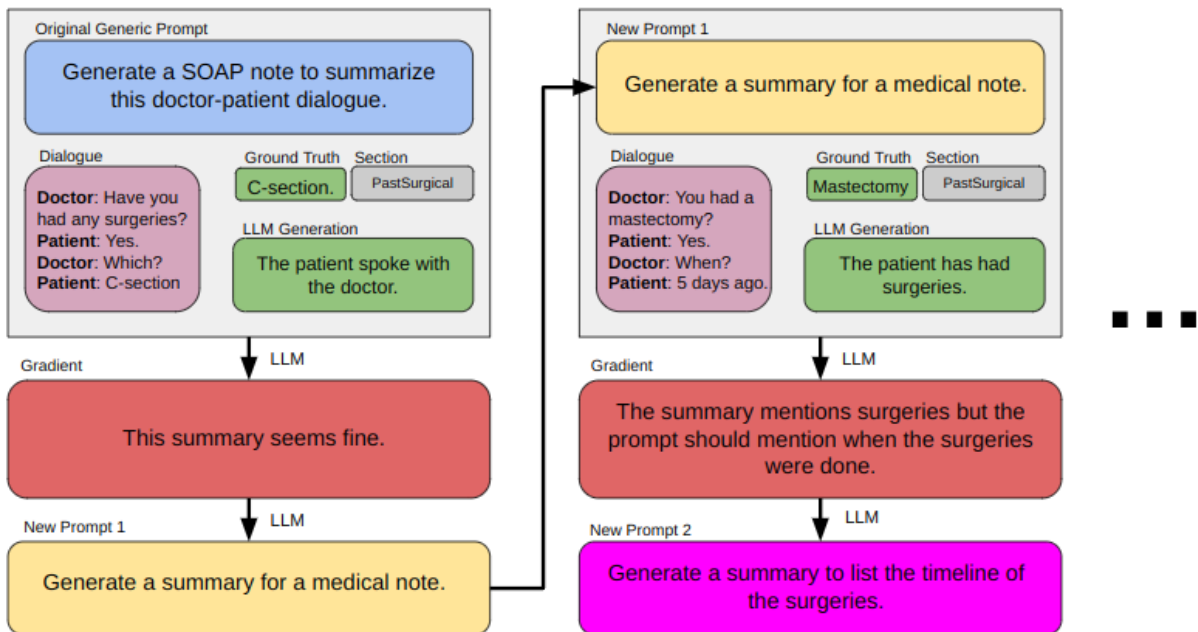


Figure 3: Overview and example of an **incorrect** APO on clinical note generation.

Section	Subsection	Definition
Subjective	Chief Complaint	Patient’s primary motivation for the visit and type of visit
	Review of Systems	Patient’s report of system-related health and symptoms
	Past Medical History	Patient’s reported diagnoses/conditions (when and what, excluding laboratory and imaging results and surgeries)
	Past Surgical History	Patient’s reported prior surgeries (what, when, where)
	Family Medical History	Conditions affecting patient’s close genetic relatives
	Social History	Patient’s alcohol, tobacco, and drug-related behaviors
	Medications	Patient’s list of medications (not prescribed during visit)
	Allergies	Patient’s list of allergies (primarily medicinal)
Objective	Miscellaneous	Patient’s clinically relevant social and other circumstances
	Immunizations	Vaccination record (not frequently discussed)
Assessment	Laboratory and Imaging Results	Clinician’s discussion of laboratory/imaging results
	Assessment	Synthesis of the reason for the visit and pertinent diagnosis
Plan	Diagnostics & Appointments	Plan for future tests, appointments, or surgeries
	Prescriptions & Therapeutics	Plan for medications and therapeutics

Table 4: Details of the SOAP structure used in our CC and CCUser datasets.

SOAP sections	X guides GPT3.5					X guides GPT4				
	GEN	Human1	Human2	Human3	APO	GEN	Human1	Human2	Human3	APO
ASSESSMENT	18.77	+1.27	-0.16	+0.09	+0.37	17.44	-1.67	-5.33	-0.97	-1.7
PLAN	17.64	+5.05	+5.42	+5.12	+5.59	22.01	+0.17	-1.59	+0.21	+4.12
EDCOURSE	31.16	-2.87	+0.3	+3.16	+3.34	38.2	-3.51	-2.66	-2.87	-2.68
DISPOSITION	16.00	+3.48	-1.71	-0.07	+4.92	17.14	+2.88	+4.86	-1.19	-1.07
PASTSURGICAL	22.42	+1.28	+4.89	+11.53	+4.36	23.06	-2.05	-0.86	-0.41	+1.9
PASTMEDICALHX	23.62	+0.64	+0.61	+2.79	+2.78	25.19	+0.07	-0.19	+0.1	+0.4
ROS	29.01	+0.58	-0.04	+0.14	+0.61	29.79	+0.06	-6.86	-2.77	-1.45
GENHX	40.21	+1.66	-2.53	+2.16	+0.74	43.27	+0.1	-4.93	-2.44	-3.95
ALLERGY	21.48	-1.89	-0.94	+8.93	+24.58	28.29	-0.8	+0.96	+0.26	+14.2
MEDICATIONS	20.14	-1.15	+0.82	+27.44	+6.78	19.81	-7.59	-2.07	+4.87	+24.72
FAM SOCHX	31.63	-0.64	-1.66	-3.92	-1.3	30.71	-0.71	-0.82	-7.91	-0.19
DIAGNOSIS	17.81	-1.54	+0.93	+0.35	-0.13	16.4	-2.93	+4.35	+0.59	+8.87
CC	16.09	-0.64	-0.54	-0.68	+3.99	15.17	+1.85	+2.92	+3.7	+22.12
EXAM	23.30	+1.4	+2.71	-1.86	+4.94	23.47	+1.04	-1.92	-10.2	+4.85
Overall	23.50	+0.49	+0.59	+3.96	+4.42	24.99	-0.93	-0.88	-1.36	+5.01

Table 5: Different sections’ performance across different prompting groups for GPT3.5 and GPT4. This is the ROUGE1 full table for Figure 1, and Table 1. ‘Gen’ denotes the baseline generic prompts. ‘Human1’, ‘Human2’, and ‘Human3’ denote different humans’s prompting engineering results over the generic prompt. The number here is the increment compared to GEN after prompting. Orange/red represents an increase, blue represents a decrease. The darker the color, the greater the increment.

ROUGE1	X guides GPT3.5						X post-edit APO-guides-GPT3.5		
	GEN	Human1	Human2	Human3	GPT3.5	GPT4	Human1	Human2	Human3
ASSESSMENT	18.77	20.04	18.61	18.86	19.39	19.14	18.99	19.52	19.13
PLAN	17.46	22.69	23.06	22.76	23.45	23.23	22.42	20.69	23.1
EDCOURSE	31.16	28.29	31.46	34.32	35.15	34.5	34.84	26.61	32.83
DISPOSITION	16	19.48	14.29	15.93	19.34	20.92	19.18	14.58	16.67
PASTSURGICAL	22.42	23.7	27.31	33.95	25.93	26.78	26.21	30.8	32.94
PASTMEDICALHX	23.62	24.26	24.23	26.41	19.85	26.4	25.78	22.06	26.16
ROS	29.01	29.59	28.97	29.15	14.31	29.62	25.78	24.59	30.34
GENHX	40.21	41.87	37.68	42.37	42.76	40.95	40.83	39.14	42.01
ALLERGY	21.48	19.59	20.54	30.41	34.66	46.06	44.86	45.27	31.76
MEDICATIONS	20.14	18.99	20.96	47.58	17.25	26.92	27.15	20.27	48.78
FAM SOCHX	31.63	30.99	29.97	27.71	30.96	30.33	30.13	29.79	30.49
DIAGNOSIS	17.81	16.27	18.74	18.16	15.22	17.68	17.57	16.33	17.27
CC	16.09	15.45	15.55	15.41	17.61	20.08	18.05	15.02	21.24
EXAM	23.3	24.7	26.01	21.44	23.29	28.24	24.67	26.15	24.51
Overall	23.5	23.99	24.09	27.46	24.22	27.92	26.89	25.06	28.37
ROUGE2	X guides GPT3.5						X post-edit APO-guides-GPT3.5		
GEN	Human1	Human2	Human3	GPT3.5	GPT4	Human1	Human2	Human3	
ASSESSMENT	5.94	6.45	7.05	5.52	6.79	6.52	5.75	6.69	6.21
PLAN	5.76	8.11	7.78	9.3	8.99	7.45	10.26	8.1	7.75
EDCOURSE	12.11	12	11.46	14.15	12.89	13.35	13.36	11.04	12.09
DISPOSITION	3.46	7.46	2.84	4.5	7.53	13.86	8.02	3.71	1.75
PASTSURGICAL	8.63	10.12	12.18	9.34	10.18	11.59	10.83	8.98	9.65
PASTMEDICALHX	8.7	8.19	8.49	9.86	6.1	9.73	9.09	6.92	10.08
ROS	8.24	8.54	8.21	8.34	3.93	8.71	8.88	6.86	8.86
GENHX	14.11	14.86	12.28	15.21	15.73	14.37	14.33	13.62	14.94
ALLERGY	8.41	8.55	7.06	2.74	22.34	29.83	30.2	30.55	3.11
MEDICATIONS	7.51	6.46	7.37	4.87	5.24	9.3	9.74	6.85	11.55
FAM SOCHX	13.26	12.85	11.8	10.19	12.74	11.83	11.61	11.97	11.85
DIAGNOSIS	5.37	5.6	5.63	5.48	4.33	6.04	6.04	4.75	5.51
CC	4.49	3.68	3.81	3.59	5.1	6.87	5.14	4.37	8.23
EXAM	6.71	6.86	8.06	5.86	6.48	9.11	8.27	8.75	9.26
Overall	8.05	8.55	8.14	7.78	9.17	11.32	10.82	9.51	8.63
ROUGEL	X guides GPT3.5						X post-edit APO-guides-GPT3.5		
GEN	Human1	Human2	Human3	GPT3.5	GPT4	Human1	Human2	Human3	
ASSESSMENT	17.24	18.31	17.65	16.95	17.73	17.62	17.47	17.51	17.76
PLAN	15.73	19.53	19.97	20.58	20.84	20.5	20.48	18.01	20.55
EDCOURSE	28.17	27.02	29.86	31.84	33.15	33.17	33.21	25.14	29.95
DISPOSITION	16	19.27	14.05	15.93	19.11	20.92	19.18	14.58	16.67
PASTSURGICAL	20.51	21.6	25.35	32.59	24.11	24.9	24.24	28.79	31.08
PASTMEDICALHX	21.27	21.86	21.74	23.46	18.39	24.32	23.56	20.25	24.03
ROS	25.36	26.37	25.54	25.83	12.86	26.35	26.59	22.4	27.02
GENHX	37.4	38.94	34.88	39.4	39.68	38	37.98	36.38	39.02
ALLERGY	20.79	19.2	19.92	30.2	34.42	45.9	44.62	44.91	31.65
MEDICATIONS	19.18	18.19	20.05	47.37	16.18	25.49	25.74	19.37	47.83
FAM SOCHX	29.6	29.16	28.02	25.69	29.03	28.16	27.95	27.98	28.45
DIAGNOSIS	15.2	13.31	15.88	14.81	12.02	14.45	14.34	13.1	13.72
CC	14.89	14.42	14.42	14.39	16.55	18.67	16.88	14.12	19.73
EXAM	22.32	23.44	24.6	20.09	20.23	27.51	23.22	23.76	23.35
Overall	21.69	22.18	22.28	25.65	22.45	26.14	25.39	23.31	26.48

Table 6: Different sections' performance across different prompting groups for GPT3.5. This is the ROUGE1, 2, L full table for Table 1, and Table 2 .

METEOR	X guides GPT3.5						X post-edit APO-guides-GPT3.5		
	GEN	Human1	Human2	Human3	GPT3.5	GPT4	Human1	Human2	Human3
ASSESSMENT	20.99	22.57	24.6	20.95	22.41	22.95	19.61	21.77	22.83
PLAN	17.31	23.09	22.57	25.03	20.57	19.53	23.54	19.98	21.8
EDCOURSE	20.57	19.48	22.93	23.32	23.52	24.08	24.65	19.43	23.55
DISPOSITION	23.52	28.33	23.23	28.82	27.14	12.32	25.34	20.61	3.89
PASTSURGICAL	22.54	24.76	26.53	17.19	22.89	29.07	27.1	19.36	3.89
PASTMEDICALHX	21.25	22.04	22.03	23.15	19.6	22.84	21.98	20.15	23.26
ROS	21.63	22.17	21.37	21	9.32	22.73	23.08	16.54	22.84
GENHX	26.39	28.68	23.91	28.96	29.33	27.6	27.58	26.77	28.69
ALLERGY	23.04	23.33	21.99	10.93	31.49	42.76	42.63	39.36	9.61
MEDICATIONS	22.09	22.08	23.01	10.34	15.57	22.01	22.15	21.47	18.84
FAM SOCHX	28.75	29.28	26.88	25.39	28.49	26.33	26.16	28.45	26.54
DIAGNOSIS	22.99	22.37	27.53	27.24	20.91	25.08	24.97	26.11	23.79
CC	21.06	19.48	19.29	21.21	24.45	24.9	22.33	20.59	24.04
EXAM	24.04	24.1	25.23	20.73	23.88	27.82	25.28	26.44	26.47
Overall	22.58	23.69	23.65	21.73	22.82	25	25.46	23.36	20
UMLS-F1	X guides GPT3.5						X post-edit APO-guides-GPT3.5		
	GEN	Human1	Human2	Human3	GPT3.5	GPT4	Human1	Human2	Human3
ASSESSMENT	29.43	30.78	26.29	26.28	26.87	28.78	32.66	27.29	29.48
PLAN	28.94	32.57	32.54	30.81	35.08	33.98	31.86	32.56	35.29
EDCOURSE	29.83	31.7	36.98	32.04	38.5	37.25	38.31	31.37	35.62
DISPOSITION	33.43	33.34	37.47	38.32	38.62	29.72	27.23	26.4	36.11
PASTSURGICAL	29.66	29.02	32.75	34.39	29.9	35.18	35.29	32.7	31.27
PASTMEDICALHX	33.93	34.3	34.2	36.26	28.99	37.22	37.01	32.84	37.35
ROS	36.71	37.84	34.66	34.86	14.36	37.95	38.13	25.7	36.75
GENHX	43.97	45.42	40.66	45.97	45.72	44.91	44.67	41.66	45.75
ALLERGY	27.4	18.66	25.29	12.75	39.51	46.57	46.59	47.14	12.85
MEDICATIONS	39.88	38.07	39.84	49.73	33.08	45.43	45.99	38.47	41.45
FAM SOCHX	34.48	35.23	33.12	30.39	33.81	33.88	33.65	32.9	33.59
DIAGNOSIS	36.11	37.73	34.5	37.83	35.35	40	38.73	30.7	41.17
CC	28.49	27.95	29	25.2	31.57	33.73	31.76	27.35	36.17
EXAM	27.4	26.5	31.29	28.22	24.13	31.84	30.86	24.99	31.62
Overall	32.83	32.79	33.47	33.07	32.53	36.89	36.62	32.29	34.6

Table 7: Different sections' performance across different prompting groups for GPT3.5. This is the METEOR and UMLS-F1 full table for Table 1, and Table 2 .

ROUGE1	X guides GPT4						X post-edit APO-guides-GPT4		
	GEN	Human1	Human2	Human3	GPT3.5	GPT4	Human1	Human2	Human3
ASSESSMENT	17.44	15.77	12.11	16.47	17.28	15.74	16.72	15.16	15.49
PLAN	22.01	22.18	20.42	22.22	22.88	26.13	25.9	25.9	25.86
EDCOURSE	38.2	34.69	35.54	35.33	24.91	35.52	37.43	34.98	34.35
DISPOSITION	17.14	20.02	22.01	15.95	11.97	16.07	19.31	15.45	16.3
PASTSURGICAL	23.06	21.04	22.2	22.65	28.12	24.96	22.14	26.9	33.94
PASTMEDICALHX	25.19	25.26	25	25.29	20.37	25.59	25.19	19.58	24.84
ROS	29.79	29.85	22.93	27.02	28.85	28.34	28.54	28.91	28.23
GENHX	43.27	43.37	38.34	40.83	40.97	39.32	39.63	37.7	40.88
ALLERGY	28.29	27.49	29.25	28.55	42.23	42.49	42.58	42.64	33.57
MEDICATIONS	19.81	12.22	19.54	24.68	14.33	44.53	44.28	40.92	46.36
FAM SOCHX	30.71	30	29.89	22.8	25.8	30.52	24.22	24.62	31.25
DIAGNOSIS	15.17	17.02	18.09	18.87	13.76	37.29	37.15	29.14	21.43
CC	16.4	13.47	20.75	16.99	13.96	25.27	16.08	22.15	29.11
EXAM	23.47	24.51	21.55	13.27	19.27	28.32	24.49	28.16	18.11
Overall	24.99	24.06	24.11	23.63	23.19	30	28.83	28.01	28.55
ROUGE2	X guides GPT4						X post-edit APO-guides-GPT4		
GEN	Human1	Human2	Human3	GPT3.5	GPT4	Human1	Human2	Human3	
ASSESSMENT	4.8	5.01	2.8	4.88	5.13	5.28	5.36	4.58	4.78
PLAN	9.29	9.86	8.23	9.02	9	12.27	12.9	12.82	12.98
EDCOURSE	16.04	13.59	15.92	13.5	8.25	14.49	15.32	12.87	14.2
DISPOSITION	3.22	5.3	6.57	3.47	1.3	3.99	5.4	3.99	4.8
PASTSURGICAL	9.94	8.43	9.06	6.54	10.16	11.65	8.69	12.41	11.98
PASTMEDICALHX	8.48	8.43	8.59	9.19	6.35	8.9	8.72	6.16	8.34
ROS	8.59	8.86	6.48	7.22	8.5	8.33	8.13	8.16	8.79
GENHX	15.96	15.99	12.55	14.1	14.52	12.65	12.88	12.24	13.63
ALLERGY	5.69	6.09	5.78	4.05	3.22	9.02	13.31	9.58	6.14
MEDICATIONS	12.56	12.59	13.36	1.67	29.29	29.49	29.29	28.62	3.1
FAM SOCHX	6.67	3.65	6.63	0.89	4.24	8.91	8.76	6.78	9.38
DIAGNOSIS	12.6	11.75	11.63	8.07	9.23	11.85	8.35	7.43	12.48
CC	4.16	3.34	5.78	5.62	3.11	10.6	4.56	8.16	14.08
EXAM	7.22	5.15	5.68	4.67	4.08	8.52	8.23	8.94	6.66
Overall	8.94	8.43	8.5	6.63	8.31	11.14	12.07	10.19	9.38
ROUGEL	X guides GPT4						X post-edit APO-guides-GPT4		
GEN	Human1	Human2	Human3	GPT3.5	GPT4	Human1	Human2	Human3	
ASSESSMENT	15.78	5.15	11.57	14.64	15.39	8.52	15.09	13.58	13.84
PLAN	19.46	20.12	17.44	19.16	19.8	23.06	22.84	22.84	23.16
EDCOURSE	36.83	33.57	33.69	34.45	23.08	34.62	35.47	33.51	33.34
DISPOSITION	16.91	19.79	21.78	15.95	11.57	16.07	19.07	15.45	16.3
PASTSURGICAL	21.63	19.32	20.86	21.94	26.34	23.25	20.43	25.28	32.14
PASTMEDICALHX	21.63	23.03	22.81	22.56	18.74	22.96	22.81	17.64	22.15
ROS	21.63	26.86	20.97	24	25.67	25.98	26.32	26.22	26.21
GENHX	40.11	40.17	35.44	37.72	37.98	36.42	36.52	34.88	37.68
ALLERGY	40.11	27.13	28.9	28.42	41.94	42.22	42.32	42.39	33.4
MEDICATIONS	18.73	11.6	18.39	24.61	13.85	44.11	43.86	39.88	45.92
FAM SOCHX	28.54	27.87	27.81	21.11	24.12	28.32	22.54	22.9	29.12
DIAGNOSIS	13.9	15.64	14.64	16.58	12.94	35.18	35.94	27.49	18.75
CC	15.3	12.31	18.62	14.55	12.6	23.24	15	20.02	27.31
EXAM	21.92	21.93	21.14	12.31	18.28	26.18	22.62	26.12	17.33
Overall	23.74	21.74	22.43	22	21.59	27.86	27.2	26.3	26.9

Table 8: Different sections' performance across different prompting groups for GPT4. This is the ROUGE1, 2, L full table for Table 1, and Table 2 .

METEOR	GEN	X guides GPT4					X post-edit APO-guides-GPT4		
		Human1	Human2	Human3	GPT3.5	GPT4	Human1	Human2	Human3
ASSESSMENT	19.69	18.77	15.05	17.67	19.1	19.06	20.28	18.04	18.81
PLAN	22.62	25.27	21.66	26.74	22.49	23.07	23.81	23.8	24.3
EDCOURSE	26.72	26.07	26.7	28.43	18.78	25.55	26.67	25.57	26.55
DISPOSITION	22.81	25.35	31.92	19.23	19.34	25.65	26.24	24.78	25.03
PASTSURGICAL	27.59	25.68	26.87	11.21	26.28	27.67	26.84	30.59	25.24
PASTMEDICALHX	23.38	24.91	23.79	24.3	20.49	24.07	23.88	15.96	23.49
ROS	24.13	23.36	20.68	20.09	22.7	23.7	23.82	23.55	23.33
GENHX	30.48	30.87	29.44	28.65	30.13	29.52	29.69	29.14	30.6
ALLERGY	30.48	37.42	40.43	5.86	43.96	41.56	44.3	42.55	4.32
MEDICATIONS	22.77	16.67	40.43	2.99	20.22	19.48	19.61	21.07	17
FAM SOCHX	29.33	30.19	29.1	21.52	26.64	29.01	25.8	20.67	29.45
DIAGNOSIS	22.16	26.86	26.57	30.39	22.55	32.69	35.95	34.53	32.16
CC	22.16	16.79	23.82	23.79	18.95	23.77	20.74	24.81	19.73
EXAM	23.24	23.57	22.8	12.85	21.52	24.22	23.08	24.05	19.99
Overall	24.82	25.12	27.09	19.55	23.79	26.35	26.48	25.65	22.85
UMLS-F1	GEN	X guides GPT4					X post-edit APO-guides-GPT4		
		Human1	Human2	Human3	GPT3.5	GPT4	Human1	Human2	Human3
ASSESSMENT	32.1	25.84	19.55	3.09	27.71	26.28	30.68	26.16	26.57
PLAN	31.91	29.73	24.87	30.55	31.22	27.15	20.28	20.28	19.99
EDCOURSE	37.12	39.34	39.99	34.46	23.85	37.26	37.3	38.41	37.54
DISPOSITION	27.53	31.8	36.7	34.54	19.75	25.78	35.87	20.95	27.54
PASTSURGICAL	29.79	30.07	36.7	36	25.76	31.65	35.87	32.87	34.12
PASTMEDICALHX	33.35	33.74	32.99	34.35	28.49	35.59	33.64	30.61	33.68
ROS	35.69	37.34	25.95	34.39	33.57	36.51	35.34	34.57	34.92
GENHX	45.63	45.03	39.13	44.27	42.72	41.11	41.41	39.33	43.41
ALLERGY	25.01	22.78	27.26	8.58	4.48	44.62	45.68	43.33	13.11
MEDICATIONS	38.37	22.72	37.19	35.89	28.32	40.26	39.72	30.95	41.58
FAM SOCHX	33.66	34.43	32.61	27.17	28.89	33.74	27.87	27.45	33.04
DIAGNOSIS	31.54	35.48	32.61	34.86	29.2	52.42	50.33	47.7	44.94
CC	30.4	28.36	33.24	30.07	26.25	31.91	32.54	34.67	39.14
EXAM	30.76	23.21	25.04	19.63	13.52	29.61	31.56	30.33	27.97
Overall	33.13	31.84	32.63	31.13	28.94	35.27	35.57	32.68	32.68

Table 9: Different sections' performance across different prompting groups for GPT4. This is the METEOR, UMLS-F1 full table for Table 1, and Table 2 .

A.6 Prompts

Type	Prompt
"Forward Pass"	<p>[Initial generic prompt or prompt iterations]</p> <p>SOAP note section: [section] Conversation snippet: [Conversation snippet]</p> <p>Output your summary. Return the output as a dictionary object, adhering to the following structure: {"summary": ...} Please provide your response solely in the dictionary format without including any additional text.</p>
p_0	<p>In this task, we ask for your expertise in writing SOAP notes from the doctor-patient conversation. Mainly we provide the target section in the SOAP note and the conversation snippet. We need you to generate a summary for the respective snippet.</p>
p_{∇}	<p>In this task, you need to provide suggestions to modify the instruction in our SOAP notes writing system, which uses a model to generate SOAP notes from the doctor-patient conversation according to manually created instructions. Specifically, we feed the AI a conversation snippet and the target section in the SOAP note and ask it to generate the corresponding summary. But we found that the instruction in the current system is not perfect, so we need you to modify the instruction for this model to improve our system.</p> <p>The instruction now in our rating system: [Initial generic prompt or prompt iterations] SOAP note section for summary: [section] Conversation snippet for the model: [Conv_snippet] Current AI summary: [AI_summary] Reference summary: [label_summary]</p> <p>Here are some of the requirements you need to be aware of when suggesting the instruction modification in our system:</p> <ol style="list-style-type: none"> 1) For better generalization, what you suggest should be abstracted as high-level criteria as much as possible instead of only describing the details 2) We will improve the instructions based on your suggestions. If I re-provide the system with the conversation snippet and the target section in the SOAP note, it needs to be able to generate the reference summary using your new suggested instructions. 3) The instruction now in our system is for the zero-shot setting, don't try to add any examples to the instruction. 4) We are currently only focusing on this target section, so you don't need to consider the situation of other sections in the SOAP note, just optimize the instructions completely for this section. <p>Let's think step by step. First, output your reasons for why the current instruction in the system cannot generate the correct reference summary, then output your suggestions to modify the instruction for our system. Return the output as a dictionary object, adhering to the following structure: {"reasons": ..., "suggestions": ...} Ensure the 'suggestions' only includes text but not a list. Please provide your response solely in the dictionary format without including any additional text.</p>
p_{δ}	<p>In this task, you need to provide suggestions to modify the instruction in our SOAP notes writing system, which uses a model to generate SOAP notes from the doctor-patient conversation according to manually created instructions. Specifically, we feed the AI a conversation snippet and the target section in the SOAP note and ask it to generate the corresponding summary. But we found that the instruction in the current system is not perfect, so we need you to modify the instruction for this model to improve our system.</p> <p>The instruction now in our system: [Initial generic prompt or prompt iterations] Suggestions from summary [i]: [suggestions]</p> <p>Here are some of the requirements you need to be aware of when modifying the instruction in our system:</p> <ol style="list-style-type: none"> 1) For better generalization, what you suggest should be abstracted as high-level criteria as much as possible instead of only describing the details 2) We will improve the instructions based on your suggestions. If I re-provide the system with the conversation snippet and the target section in the SOAP note, it needs to be able to generate the reference summary using your new suggested instructions. 3) The instruction now in our system is for the zero-shot setting, don't try to add any examples to the instruction. 4) We are currently only focusing on this target section, so you don't need to consider the situation of other sections in the SOAP note, just optimize the instructions completely for this section. <p>Let's think step by step. First, briefly summarize the suggestions of all the data to get a final suggestion containing only the highest priority requirement, then output your modified instruction for our system based on the final suggestion. Return the output as a dictionary object, adhering to the following structure: {"final suggestion": ..., "new instruction": ...} Please provide your response solely in the dictionary format without including any additional text.</p>

Table 10: All prompts used in our proposed algorithm.

A.7 APO Iterations Examples

Scores	Suggestions & Prompt
Initial: summary_rouge1 0.1041 summary_rouge2 0.0085 summary_rougeL 0.1041 summary_meteor 0.0926	In this task, we ask for your expertise in writing SOAP notes from the doctor-patient conversation. Mainly we provide the target section in the SOAP note and the conversation snippet. We need you to generate a summary for the respective snippet
First epoch (good direction): summary_rouge1 0.1674 summary_rouge2 0.0462 summary_rougeL 0.151 summary_meteor 0.2417	<p>final suggestion in this step: The instruction should ask the model to generate a concise summary of the patient's chief complaint based on the doctor-patient dialogue. The summary should focus on the main reason for the visit, excluding unnecessary details unless they are directly relevant to the chief complaint. The use of medical terminology should be appropriate and not overused, with the focus being on clear and accurate communication.</p> <p>after curr epoch, the target_trainable_instruction is: Based on the doctor-patient dialogue, please generate a concise summary of the patient's chief complaint, which is the primary reason for their visit to the doctor. The summary should be straightforward and focus on the main issue, excluding any unnecessary details unless they are directly relevant to the chief complaint. Use medical terminology appropriately, but ensure the summary remains clear and accurate. Remember, you are a smart doctor and a professional medical scribe, your goal is to accurately reflect the conversation.</p>
Second epoch (good direction): summary_rouge1 0.2079 summary_rouge2 0.0704 summary_rougeL 0.1897 summary_meteor 0.2376	<p>final suggestion in this step: The summary should be a succinct reflection of the patient's chief complaint based on the doctor-patient dialogue. It should focus solely on the main issue, excluding any details that do not directly contribute to understanding the chief complaint. The summary should be as brief as possible without losing the essence of the complaint. Use standard medical terminology appropriately, but ensure the summary remains clear and accurate. The goal is to distill the conversation into the most brief, yet comprehensive summary possible, using appropriate medical language.</p> <p>after curr epoch, the target_trainable_instruction is: Please generate a succinct summary of the patient's chief complaint, which is the primary reason for their visit, based on the doctor-patient dialogue. The summary should focus solely on the main issue, excluding any details that do not directly contribute to understanding the chief complaint. While using medical terminology appropriately, ensure the summary is as brief as possible, without losing the essence of the complaint. The goal is to distill the conversation into the most brief, yet comprehensive summary possible, using appropriate medical language. Remember, you are a smart doctor and a professional medical scribe, your task is to accurately and succinctly reflect the conversation.</p>
Third epoch (good direction): summary_rouge1 0.2224 summary_rouge2 0.0927 summary_rougeL 0.2051 summary_meteor 0.255	<p>final suggestion in this step: The summary should be a concise reflection of the patient's chief complaint, capturing the essence of the doctor's inquiries and the patient's responses. It should focus on the main issue, excluding any extraneous details that do not directly contribute to understanding the chief complaint. The use of standard medical terminology is crucial, but the summary should remain brief and comprehensive. The goal is to distill the conversation into a succinct summary that accurately reflects the doctor's understanding of the chief complaint.</p> <p>after curr epoch, the target_trainable_instruction is: Please generate a concise summary of the patient's chief complaint, which is the primary reason for their visit, based on the doctor-patient dialogue. The summary should capture the essence of the doctor's inquiries and the patient's responses, focusing solely on the main issue and excluding any details that do not directly contribute to understanding the chief complaint. Use standard medical terminology to describe the complaint, ensuring the summary is as brief as possible, without losing the essence of the complaint. The goal is to distill the conversation into the most brief, yet comprehensive summary possible, using appropriate medical language. Remember, you are a smart doctor and a professional medical scribe, your task is to accurately and succinctly reflect the conversation using standard medical terms.</p>
Third epoch (bad direction): summary_rouge1 0.1851 summary_rouge2 0.0595 summary_rougeL 0.1715 summary_meteor 0.2537	<p>final suggestion in this step: The instruction should guide the model to generate a concise summary of the patient's chief complaint based on the doctor-patient dialogue, focusing on the main issue and excluding irrelevant details. The summary should reflect the level of certainty or uncertainty expressed in the conversation, and accurately represent any symptoms or conditions the patient denies experiencing. The use of standard medical terminology is important, but it should not lead to verbosity. The summary should be written from the doctor's perspective, reflecting the doctor's role in the patient's care.</p> <p>after curr epoch, the target_trainable_instruction is: Please generate a concise summary of the patient's chief complaint, which is the primary reason for their visit, based on the doctor-patient dialogue. The summary should capture the essence of the doctor's inquiries and the patient's responses, focusing solely on the main issue. Exclude any details that do not directly contribute to understanding the chief complaint. Reflect the level of certainty or uncertainty expressed in the conversation. If the patient denies experiencing certain symptoms or conditions, ensure to reflect this accurately in the summary. Use standard medical terminology to describe the complaint, ensuring the summary is as brief as possible, without losing the essence of the complaint. Avoid verbosity in the use of medical terminology. The summary should be written from the doctor's perspective, reflecting the doctor's role in the patient's care. The goal is to distill the conversation into the most brief, yet comprehensive summary possible, using appropriate medical language. Remember, you are a smart doctor and a professional medical scribe, your task is to accurately and succinctly reflect the conversation using standard medical terms.</p>

Table 11: APO iterations of good and bad examples from the 'CC' section.

A.8 GPT Variants Per Section

Section	Variant	Average	Best Variant
MEDICATIONS	text-ada-001	0.02255639098	text-davinci-003
MEDICATIONS	text-babbage-001	0.1096938776	text-davinci-003
MEDICATIONS	text-curie-001	0.09467405383	text-davinci-003
MEDICATIONS	text-davinci-003	0.2071920384	text-davinci-003
MEDICATIONS	gpt-3.5-turbo-0613	0.2035366419	text-davinci-003
MEDICATIONS	gpt-4	0.1999162675	text-davinci-003
PASTSURGICAL	text-ada-001	0.03455261137	gpt-3.5-turbo-0613
PASTSURGICAL	text-babbage-001	0.02777777778	gpt-3.5-turbo-0613
PASTSURGICAL	text-curie-001	0.08775603992	gpt-3.5-turbo-0613
PASTSURGICAL	text-davinci-003	0.1024338849	gpt-3.5-turbo-0613
PASTSURGICAL	gpt-3.5-turbo-0613	0.1309354758	gpt-3.5-turbo-0613
PASTSURGICAL	gpt-4	0.1283720208	gpt-3.5-turbo-0613
ALLERGY	text-ada-001	0.04682662539	gpt-4
ALLERGY	text-babbage-001	0	gpt-4
ALLERGY	text-curie-001	0.1891025641	gpt-4
ALLERGY	text-davinci-003	0.1002458291	gpt-4
ALLERGY	gpt-3.5-turbo-0613	0.2307379782	gpt-4
ALLERGY	gpt-4	0.2795421063	gpt-4
FAM/SOCHX	text-ada-001	0.02921216026	gpt-4
FAM/SOCHX	text-babbage-001	0.03212721942	gpt-4
FAM/SOCHX	text-curie-001	0.1216424461	gpt-4
FAM/SOCHX	text-davinci-003	0.1441214133	gpt-4
FAM/SOCHX	gpt-3.5-turbo-0613	0.2415016373	gpt-4
FAM/SOCHX	gpt-4	0.26145789	gpt-4
ASSESSMENT	text-ada-001	0.0388869863	text-curie-001
ASSESSMENT	text-babbage-001	0.005281690141	text-curie-001
ASSESSMENT	text-curie-001	0.1543199765	text-curie-001
ASSESSMENT	text-davinci-003	0.1242746478	text-curie-001
ASSESSMENT	gpt-3.5-turbo-0613	0.106788819	text-curie-001
ASSESSMENT	gpt-4	0.1281340914	text-curie-001
CC	text-ada-001	0.03660714286	gpt-4
CC	text-babbage-001	0	gpt-4
CC	text-curie-001	0.1886569845	gpt-4
CC	text-davinci-003	0.2283677945	gpt-4
CC	gpt-3.5-turbo-0613	0.2139382547	gpt-4
CC	gpt-4	0.2475876016	gpt-4
EXAM	text-ada-001	0.08333333333	text-curie-001
EXAM	text-babbage-001	0	text-curie-001
EXAM	text-curie-001	0.2142857143	text-curie-001
EXAM	text-davinci-003	0.08333333333	text-curie-001
EXAM	gpt-3.5-turbo-0613	0.15	text-curie-001
EXAM	gpt-4	0.18	text-curie-001
EDCOURSE	text-ada-001	0.1304407442	text-davinci-003
EDCOURSE	text-babbage-001	0.02094356261	text-davinci-003
EDCOURSE	text-curie-001	0.1772495791	text-davinci-003
EDCOURSE	text-davinci-003	0.2750014022	text-davinci-003
EDCOURSE	gpt-3.5-turbo-0613	0.2590712521	text-davinci-003
EDCOURSE	gpt-4	0.2440284049	text-davinci-003
ROS	text-ada-001	0.03748626835	gpt-4
ROS	text-babbage-001	0.0340848458	gpt-4
ROS	text-curie-001	0.08547537401	gpt-4
ROS	text-davinci-003	0.0952141002	gpt-4
ROS	gpt-3.5-turbo-0613	0.1714490651	gpt-4
ROS	gpt-4	0.1762812153	gpt-4
DISPOSITION	text-ada-001	0	gpt-3.5-turbo-0613/gpt-4
DISPOSITION	text-babbage-001	0.1584821429	gpt-3.5-turbo-0613/gpt-4
DISPOSITION	text-curie-001	0.2519607843	gpt-3.5-turbo-0613/gpt-4
DISPOSITION	text-davinci-003	0.2091346154	gpt-3.5-turbo-0613/gpt-4
DISPOSITION	gpt-3.5-turbo-0613	0.2608359133	gpt-3.5-turbo-0613/gpt-4
DISPOSITION	gpt-4	0.2608359133	gpt-3.5-turbo-0613/gpt-4
DIAGNOSIS	text-ada-001	0.05555555556	gpt-3.5-turbo-0613
DIAGNOSIS	text-babbage-001	0	gpt-3.5-turbo-0613
DIAGNOSIS	text-curie-001	0.05555555556	gpt-3.5-turbo-0613
DIAGNOSIS	text-davinci-003	0.2532051282	gpt-3.5-turbo-0613
DIAGNOSIS	gpt-3.5-turbo-0613	0.3211143695	gpt-3.5-turbo-0613
DIAGNOSIS	gpt-4	0.245994832	gpt-3.5-turbo-0613
PASTMEDICALHX	text-ada-001	0	gpt-3.5-turbo-0613
PASTMEDICALHX	text-babbage-001	0	gpt-3.5-turbo-0613
PASTMEDICALHX	text-curie-001	0.07830882353	gpt-3.5-turbo-0613
PASTMEDICALHX	text-davinci-003	0.14375	gpt-3.5-turbo-0613
PASTMEDICALHX	gpt-3.5-turbo-0613	0.2317706867	gpt-3.5-turbo-0613
PASTMEDICALHX	gpt-4	0.2045185666	gpt-3.5-turbo-0613
PLAN	text-ada-001	0.05696640316	gpt-4
PLAN	text-babbage-001	0	gpt-4
PLAN	text-curie-001	0.07544836116	gpt-4
PLAN	text-davinci-003	0.1067404817	gpt-4
PLAN	gpt-3.5-turbo-0613	0.2096407229	gpt-4
PLAN	gpt-4	0.2272458144	gpt-4
GENHX	text-ada-001	0.05855827354	gpt-4
GENHX	text-babbage-001	0.0200537811	gpt-4
GENHX	text-curie-001	0.09488431364	gpt-4
GENHX	text-davinci-003	0.1421504194	gpt-4
GENHX	gpt-3.5-turbo-0613	0.3101982791	gpt-4
GENHX	gpt-4	0.3141274328	gpt-4

Table 11a: The best GPT variant for each section when using the generic prompt. Note: The **Average** column is the mean of the Rouge1, Rouge2, RougeL, and RougeLsum scores.

Variant	Count
text-curie-001	2
text-davinci-003	2
gpt-3.5-turbo-0613	3
gpt-4	6
gpt-3.5-turbo-0613/gpt-4	1

Table 11b: The number of sections where each variant is the best. Note: The last row is where two variants are tied for the “Disposition” section.