

MacGyver: Are Large Language Models Creative Problem Solvers?

Yufei Tian^{1*} Abhilasha Ravichander² Lianhui Qin²⁴ Ronan Le Bras² Raja Marjieh³

Nanyun Peng¹ Yejin Choi²⁵ Thomas L. Griffiths³ Faeze Brahman²

¹University of California, Los Angeles, ²Allen Institute for Artificial Intelligence

³Princeton University, ⁴University of California, San Diego, ⁵University of Washington
yufeit@cs.ucla.edu

Abstract

We explore the creative problem-solving capabilities of modern large language models (LLMs) in a constrained setting. The setting requires circumventing a cognitive bias known in psychology as “*functional fixedness*” to use familiar objects in innovative or unconventional ways. To this end, we create MACGYVER, an automatically generated dataset consisting of 1,600 real-world problems that deliberately trigger functional fixedness and require thinking ‘out-of-the-box’. We then present our collection of problems to both LLMs and humans to compare and contrast their problem-solving abilities. We show that MACGYVER is challenging for both groups, but in unique and complementary ways. For example, humans typically excel in solving problems that they are familiar with but may struggle with tasks requiring domain-specific knowledge, leading to a higher variance. On the other hand, LLMs, being exposed to a variety of highly specialized knowledge, attempt broader problems but are prone to overconfidence and propose actions that are physically infeasible or inefficient. We also provide a detailed error analysis of LLMs, and demonstrate the potential of enhancing their problem-solving ability with novel prompting techniques such as iterative step-wise reflection and divergent-convergent thinking. This work provides insight into the creative problem-solving capabilities of humans and AI and illustrates how psychological paradigms can be extended into large-scale tasks for comparing humans and machines.

1 Introduction

Creativity has long been considered the driving force behind modern civilization, and one of the hallmarks of human intelligence (Guilford, 1967b; Hennessey, 1995). As large language models

*Work in progress. The research project was conducted when the first author interned at AI2.

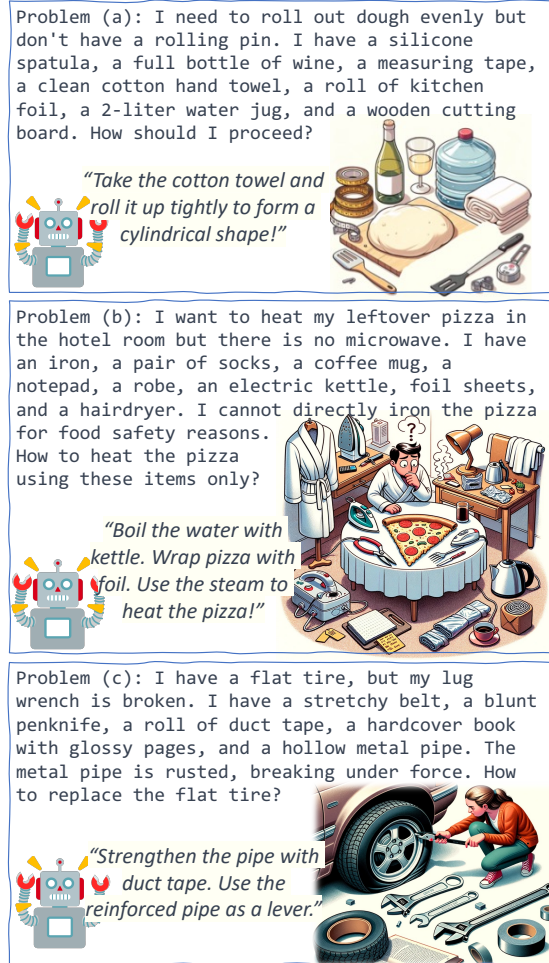


Figure 1: Examples of the problems in our MACGYVER dataset and the corresponding GPT-4 solutions. Here, (a) and (b) are solvable while (c) is not, yet the LLM fails to identify the unsolvable problem. Pictures, drawn by DALL-E 3, are for illustration purposes only and may not accurately reflect the text. In our experiment, all inputs to human and LLMs are natural language text.

(LLMs) have become increasingly powerful, researchers have begun to investigate their reasoning ability in problem-solving tasks (Yao et al., 2022; Brahman et al., 2023) and their capacity for creativity as demonstrated by expressing humor and generating artistic content (Mittal et al., 2022; Hessel et al., 2023; Ramesh et al., 2022; Chakrabarty

Model	Description	Example
Mini-C	Developmental achievement in the learning process.	A pupil applying a strategy learned in a math class into her science project.
Little-C	Everyday innovation that ordinary people engage with.	Removing wrinkles on a shirt without possession of an iron.
Pro-C	Professional expertise	Writing poems or stories that receive professional recognition.
Big-C	Legendary innovation that redirect a field.	Albert Einstein arriving at general relativity.

Table 1: The Four-C model of creativity.

et al., 2022; Tian et al., 2023). However, everyday activities that involve creative thinking and unconventional use of objects have not been explored to the same extent. In this work, we contribute a new challenge benchmark for creative problem solving, hoping to critically assess humans and modern LLMs when it comes to ‘thinking out-of-the-box’.

Kaufman and Beghetto (2009) proposed the Four-C model, categorizing human creative activities into four categories shown in Table 1. Although a person is most likely to engage with Little-C: daily activities, the majority of AI-related creativity research belongs to Pro-C: professional expertise, such as writing high-quality stories (Mirowski et al., 2023; Chakrabarty et al., 2023). We recognize one bottleneck for systematically investigating the under-studied Little-C as the lack of a sizable dataset of problems that one might encounter in daily life, which require creativity.

To bridge this gap, we curate MACGYVER, *a novel unconventional problem-solving dataset* consisting of 1,683 sets of verbal problems that require human-like creativity in the realm of physical reasoning (§2). Drawing inspiration from the cognitive science literature (Duncker and Lees, 1945), we collect problem scenarios that deliberately push against the cognitive bias towards *functional fixedness*, requiring agents to employ familiar objects in innovative or unconventional ways. To this end, we design a novel and labor-efficient pipeline to collect progressively more challenging problem-solving scenarios. The scenarios are further verified by humans as requiring unconventional usage of objects to find a solution. For example, solving problem (a) in Figure 1 requires using the wine bottle as a makeshift rolling pin.¹ Each problem in our dataset is then paired with at least one human-provided or

¹If the problem is unsolvable given the presented tools and constraints, such as problem (c) in Figure 1, we also expect the language agent to identify such infeasibility and provide a short justification.

verified solution. To the best of our knowledge, MACGYVER is the first dataset of unconventional everyday problems that requires both key elements of creativity (Guilford, 1967a): *divergent* thinking (to come up with creative and unconventional usage of objects) and *convergent* thinking (to accomplish a given goal efficiently).

Next, we use the resulting dataset as a benchmark to evaluate the creative problem-solving abilities of both human participants and recent LLMs, including GPT-3.5 (OpenAI, 2022), GPT-4 (OpenAI, 2023), PaLM2 (Anil et al., 2023), Claude2 (Anthropic, 2023), and Llama2 (Touvron et al., 2023) (§4). Our results reveal a substantial gap between most LMs and human. While the best performing LM, GPT-4, complements the capability of an arbitrary human under certain domain-specific settings (e.g., fixing a hole on the wall), humans’ collective wisdom so far is still invincible. Additionally, GPT-4 struggles to identify unsolvable problems and often exhibit misleading helpfulness by suggesting solutions in such inappropriate cases (62%).

Upon manually analyzing LLMs’ responses, we identify their *common error types* to be 1) proposing physically infeasible, unnecessary, or wrong steps that deviate from the intended goal, and 2) hallucinating. We then propose two *new prompting strategies* to mitigate the common error types: 1) a self-reflection based strategy to verify the feasibility of each generated step, and 2) a cognitive-science-inspired strategy of first divergently exploring the potential use of presented tools and then converging on the problem solution. Experimental results show the efficacy of both strategies (§6).

2 MACGYVER Dataset

In this section, we introduce the labor-efficient pipeline we used to create the MACGYVER dataset. Notably, we combine the generative strength of LLMs, i.e., GPT-4 (§2.1), with the verification ability of human annotators (§2.2). Each data point in our dataset includes a problem clearly stating the constraints, goal to accomplish, and available tools, paired with at least one human-provided or human-verified answer (§2.4).

2.1 Progressive Problem Refinement for Dataset Creation

LLMs have been shown to be helpful for brainstorming and idea generation (Girotra et al., 2023).

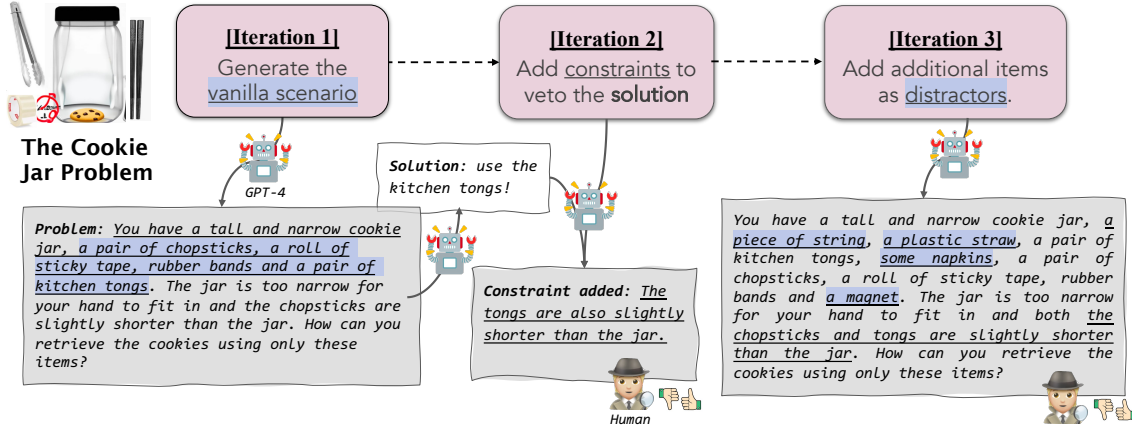


Figure 2: Progressive problem refinement with GPT-4. We carefully design refinement steps that gradually increase a problem’s complexity by adding specific object properties as constraints to veto a previous solution (*i.e.*, Iteration 2), and adding distracting objects that are (likely) not involved in the solution the problem (*i.e.*, Iteration 3). After that, human verifiers judge the quality of refined problems.

We thus explore their potential for generating problem settings quickly and at a large scale, instead of asking humans to rack their brains coming up with thousands of constrained scenarios from scratch.

Figure 2 provides an illustration of our problem collection pipeline, showing how we combine human and machine inputs. Specifically, we propose a progressive problem-refinement approach that gradually increases problem complexity by 1) adding specific object properties (*e.g.*, material, size, etc.) as constraints to veto a previous solution and 2) adding distracting objects that are not involved in the solution the problem. From a cognitive perspective on problem-solving (Knoblock, 1991), the first refinement step reduces the search space by removing the most straightforward path, while the second step further complicates the problem by adding more branches to the search space.

We implement this pipeline through a dialogue interaction with GPT-4. Human assessment results (detailed in appendix A.1) confirm that both steps within the progressive refinement approach pose additional challenges to the LLM, and after the two iterations, the original problem requires more creativity and becomes more challenging.

2.2 Human Verification Process

After generating the challenging scenarios, we involve human verifiers to judge if the final versions of the problems **1** are solvable (*i.e.*, it is possible to find a reasonable and safe solution using the presented tools), unsolvable, or need more clarification (*i.e.*, the setup is vague or contradictory, which will be discarded), and **2** for those that are solvable,

Problem (All)	Solvable	Unsolvable	Total
Count	1,306	377	1,683
Percentage	77.6%	22.4%	100%

Problem (Solvable Subset)	Unconv.	Conv.	Total
Count	1,073	233	1,306
Percentage	82.2%	17.8%	100.0%

Table 2: Statistics of the entire MACGYVER dataset (top). Number of solvable problems that require unconventional use of tools (bottom).

whether solving them efficiently requires creative thinking (*i.e.*, using objects to achieve goals they were *not* originally designed for—unconventional usage). Each problem is annotated by three human verifiers from Amazon Mechanical Turk.² The average inter-annotator agreement (IAA), measured by Cohen’s Kappa, are 0.67 and 0.77 for tasks **1** and **2**, respectively.

In total, we created 1,683 problems. A detailed breakdown are presented in Table 2. Of those, 78% are solvable and 22% are unsolvable. Another 7% of all problems were discarded after being annotated by at least one annotator to be ambiguous or contradictory. For the subset of solvable problems, 82% require using tools in an innovative or unconventional manner.

2.3 Diversity Control and Check

Intuitively, we want to avoid generating multiple problems with familiar goals and constraints. We

²The detailed verification interface can be found in Appendix B.

Tool	Affordance	Freq.
duct tape	sealing; tying or connecting	2.0%
plastic bag	container or holding items; covering	0.7%
flashlight	illumination	0.7%
aluminum foil	covering; heating; sealing	0.6%
hairdryer	heating; drying; making noise	0.5%
ruler	measuring; straightening	0.4%
broom	cleaning; sweeping; reaching high areas	0.4%
spoon	eating; stirring; measuring	0.4%
toothbrush	cleaning; spraying	0.4%
mag. glass	magnifying; starting fire	0.4%
rope	tying or connecting; reaching high areas	0.4%
hammer	flattening; gripping things; making noise	0.3%
yoga mat	stretching; sitting/stepping; covering	0.3%
towel	wetting; covering; absorbing	0.3%
frisbee	playing; throwing	0.3%
toothpick	cleaning; separating	0.3%

Table 3: Examples of most commonly presented tools, their featured affordances, and frequency in the entire dataset. We randomly pick 16 tools from the top 40 frequent ones in the MACGYVER dataset. In total, more than 3,800 different tools appear in our dataset.

take several measures to make sure the collected problems are *diverse, comprehensive, and free of repetitive patterns*.

Diversity Control Firstly, before the first iteration, we hand craft more than 50 tags of locations and activities, aiming to ensure that our data collection pipeline delves into a variety of topics. The tags cover diverse range of human activities, from indoor ones such as *home arrangement* and *working in the office*, to outdoor ones such as *hiking, gardening, and playing with water*. These predefined tags are integrated into the prompt that we used to query GPT-4 for problem curation at Iteration 1. Secondly, all problems are generated and refined in batches of 15 rather than one by one, as we find out the former results in significantly higher diversity. We then leverage a widely-used sentence transformer model (Reimers and Gurevych, 2020) to filter out any newly generated problem that is semantically similar to the existing ones in our database.

Diversity Check After the final iteration, we parse the objects presented as tools among all generated problems. Intuitively, we consider two same objects with different properties (e.g., *plastic knife* and *metal knife*; *eyeglasses* and *magnifying glass*) to be different. In total, 3,800 unique tools have

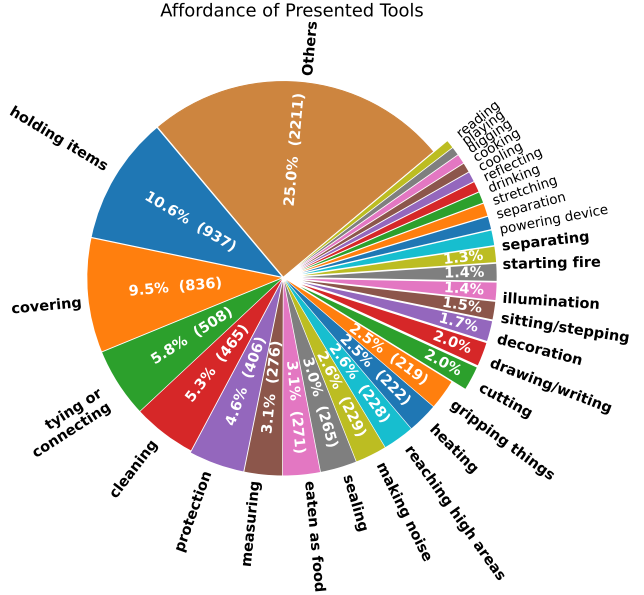


Figure 3: Affordances of the presented tools in our MACGYVER dataset and their frequency (and count). Note that one object may have multiple affordances (e.g., paddle boards can be used for boating, reaching high areas, and exercise).

been identified. We then compute their frequency and leverage GPT-4 to analyze their affordances.³ Examples of the most frequent tools and their affordances are shown in Table 3. Finally, a pie chart showing the tool affordances can be found in Figure 3. We found that *holding items* and *covering* are the top two types, followed by *tying or connecting* and *cleaning*. The long tails in both illustrations signify a desirable level of diversity.

2.4 Collecting Gold Solutions

Our final step towards data collection is to pair each problem with a gold answer. For the solvable subset, the answer is a feasible solution written step by step. For the unsolvable subset, the answer is a correct explanation for why the stated goal cannot be achieved.

To save human effort, we start by leveraging the generative strengths of a powerful LLM, *i.e.*, GPT-4. Specifically, we first prompt GPT-4 to generate a solution for each problem in the MACGYVER dataset. Then, human verifiers assess whether the generated solutions are valid. Only if **all three verifiers** agree that a solution is valid, it becomes part of our dataset. Otherwise, we ask human workers to write down a solution (for solvable subset) or a

³Refer to Appendix A for more details such as the detailed list of all tags and the prompt used to analyze tool affordance.

justification (for unsolvable subset).

3 Assessing the Task Difficulty

To gauge the challenge of our unconventional problem-solving task posed to the most recent and powerful LLMs, we evaluate the zero-shot performance of GPT-4 model (OpenAI, 2023). Nevertheless, existing automatic evaluation techniques fall short to assess the efficacy of a presented solution. Therefore, we recruit human annotators to evaluate the quality of the GPT-4’s answers on the *entire* MACGYVER Dataset.

Assessment Setup. For a solvable problem, human annotators are asked to judge if the presented solution is **1.1 feasible and efficient**, **1.2 feasible yet inefficient**, or **1.3 infeasible**. The machine-generated answer may also wrongly assume the problem is unsolvable and gives a wrong justification (**1.4**). For an unsolvable problem, they need to judge if the presented answer **2.1 correctly identifies the problem as unsolvable**, and **2.2 gives the right justification**. Similarly, the answer may also wrongly assume the problem is solvable and gives a wrong solution (**2.3**).

Each GPT-4 answer is annotated by three workers, with an average inter-annotator agreement (IAA) of 0.71 as measured by Cohen’s Kappa, indicating a substantially strong agreement. Interestingly, we notice that human workers disagree more often when deciding whether a solution is efficient or inefficient. Upon further investigation, we realize this is partially due to the limitation of individual annotator’s capability – a person who is unaware of the most efficient solution might label a sub-optimal one as highly efficient. Therefore, for those generated solutions linked to solvable problems, instead of taking the *majority* vote, we take the *worse* labels as the golden label (e.g., taking ‘*ineff.*’ from [‘*eff.*’, ‘*ineff.*’, ‘*eff.*’]). For all other cases, we still take the majority votes as gold labels. We find such modification leads to a more accurate set of labels.

GPT-4 Performance. We report the performance on the solvable and unsolvable subset in Table 4a and Table 4b, respectively. Our preliminary findings indicate that, **firstly**, LLMs as strong as GPT-4 still exhibit limitations in solving unconventional problems, with only 18.9% likelihood of providing an efficient solution, while 37.5% likelihood of providing an infeasible solution. Our

Solutions	Feasible & eff. (↑)	Feasible & ineff.	Infeasible (↓)	LLM says unsolv. (↓)
Count	247	555	490	14
Percentage	18.9%	42.5%	37.5%	1.1%

(a) Performance on the subset of the MACGYVER dataset that humans think is solvable.

Answers	Correct for right reason (↑)	Correct for wrong reason	LLM says solvable (↓)
Count	135	8	234
Percentage	35.8%	2.1%	62.1%

(b) Performance on the subset of the MACGYVER dataset that humans think is unsolvable. **Correct for right reason** means that the LLM correctly identifies the problem is unsolvable, and gives the right justification. **Correct for wrong reason** means that it correctly identifies the problem is unsolvable, but gives an incorrect justification.

Table 4: GPT-4 performance on MACGYVER dataset.

analysis in the later section (§6) shows that one common mistake is it failing to realize the consequences of actions and tool affordances in the given context. For example, proposing to use chopsticks to lift up the egg yolk. **Secondly**, GPT-4 displays overconfidence, often suggesting solutions to problems that are inherently unsolvable. This could be partially due to GPT-4 being trained with RLHF (Ouyang et al., 2022), maximizing its helpfulness. Moreover, the model struggles to discern whether a problem description is sufficiently concrete for resolution or too ambiguous, necessitating additional context.

4 Benchmarking Humans and LLMs

A natural follow-up question is how well modern LLMs perform on this task, as compared to humans. We evaluate the performance of several recent LLMs, namely PaLM2 (Anil et al., 2023), Claude2 (Anthropic, 2023), Llama2 (Touvron et al., 2023), GPT-3.5 (OpenAI, 2022), and GPT-4 on a subset of 188 problems from the MACGYVER.⁴ In addition, we gauge the capability of average humans on the same set of tasks.

4.1 Collecting Independent Human Responses

We assessed human capability by recruiting participants who are new to this task. To this end,

⁴Note that this particular subset is biased towards solvable problems and does not constitute a representative sample of the entire MACGYVER dataset. We are currently working on expanding the pool and establishing a more representative subset for benchmarking purposes.

independent solutions were collected from a pool of $N = 252$ UK participants on Prolific.⁵ We intentionally used a different platform and target population from those of the human evaluators (*i.e.*, MTurk and US) to minimize any chances of overlap.

For a given problem, participants indicated whether they believed the problem is solvable, unsolvable, or required further clarification. If solvable, they provided a step-by-step solution, and otherwise they explained why the problem was unsolvable. A screenshot of the elicitation interface is shown in Figure 14. Overall, we elicited an average of four responses per problem and each participant contribute to up to five different problems.

4.2 Collecting Machine Responses

We collected machine solutions from seven different LLMs. In the prompt, we instruct an LLM to either provide a feasible and efficient solution to a problem if it thinks the problem is solvable, or otherwise a justification explaining why the given problem is unsolvable. If the problem is considered solvable by the LLM, the LLM will be asked to write the solution step-by-step and indicate the tools needed to achieve each step. To explore whether different sizes of the same model plays a role in its problem solving ability, we include three variations of Llama2 (*i.e.*, -7b, -13b, -70b), as well as two variants of GPT model family (*i.e.*, gpt-3.5-turbo, gpt-4-0613). For each LLM, we adopt Nucleus sampling (Holtzman et al., 2020) and return the top one sequence, with $T=0.7$ and $p=0.95$.

Additional GPT-4 Responses For a fair comparison with humans, we emulate the same setup in §4.1 by obtaining multiple solutions per problem from a single LLM. However, exhaustive human evaluation is costly. To address this, we opted to elicit multiple solutions exclusively from the most potent LLM, GPT-4. To align with the varying number of human responses for different problems, we also adjusted the quantity of collected GPT-4 answers to match that of human answers. On average, we elicited four GPT-4 solutions per problem through separate API call. To this end, four manually-designed instructions are used to prompt GPT-4 to reduce repetition among separate sessions. For each API call, we still adopt Nucleus sampling and return the top one sequence.

⁵<https://www.prolific.co>

4.3 Human Evaluation

Human annotators were asked to evaluate if a presented answer is correct or wrong by selecting one out of six fine-grained categories: **A (or B)** correctly giving a feasible and efficient (or less efficient) solution to a solvable problem; **C** correctly identifying an unsolvable problem and giving the right justification; **D** giving a partially incorrect answer, for example, one step is infeasible; **E** giving a mostly or entirely wrong answer; and **F** failing to identify the correct solvability status of the problem. Following the same rationale in §3, we switch our aggregation method from majority vote to worse vote if and only if all annotators agree the proposed solution is either efficient or inefficient. The screenshots of human evaluation interface can be found in Appendix Figure 15 and 16.

4.4 Benchmark Results

We report the benchmark results in Table 5. Type **A**, **B**, and **C** are the three aspects of correct responses, while the remaining **D**, **E**, and **F** are aspects of the wrong ones. At a glance, despite varying in their characteristics, all of the benchmarked LLMs lag behind the performance of humans.

4.4.1 Performance with Single Effort

As is mentioned in §4.2, only the top one response is collected for a LLM per problem. Hence, we first list the LLMs’ performances with their *single best answers* on the top seven rows of Table 5. For human participants, there is no single person who approached all problems. Therefore, to simulate *an arbitrary person’s individual* performance, we take a random response from each problem.

We see that most recent LLMs achieve a mere 35% to 40% chance of success. Although GPT-4 and Claude3 stand out among the tested LLMs, their best attempts still under-perform an arbitrary (average) person with total correct rate of 65.9%.

Interestingly, we do observe that different families of LLMs have dissimilar behaviors. For example, PaLM2 and GPT-4 are overly verbose and often suggest solutions to problems that are inherently unsolvable. Such behavior is reflected in their remarkably low numbers in column **C**: correctly identify an unsolvable problem. On the contrary, other LLMs such as Llama2-7b, Claude2, and GPT-3.5 are much more conservative and always fail to realize that a constrained problem can still be solvable, which is reflected in their high numbers in column **F**.

	Correct (%)			Correct in Total (↑)	Wrong (%)			Wrong in Total (↓)
	A. Efficient	B. Less Efficient	C. Unsolvable		D. Partial	E. Mostly	F. Fail to Identify	
Single Effort								
Llama2-7b	8.8	19.4	7.8	36.0	5.1	27.2	31.8	64.1
Llama2-13b	11.9	27.4	2.7	42.0	10.2	31.4	16.4	58.0
Llama2-70b	11.0	24.7	5.0	40.7	13.2	26.5	19.6	59.3
PaLM2	15.8	22.8	0.0	38.6	10.5	35.5	15.4	61.4
Claude2	13.7	22.6	14.6	50.9	9.0	13.7	26.4	49.1
GPT-3.5	12.7	15.5	10.3	38.5	9.9	12.2	39.4	61.5
GPT-4 (Random)	26.0	34.6	2.3	62.9	12.8	14.4	9.9	37.1
Human (Random)	27.1	28.2	10.6	65.9	6.9	13.3	13.8	34.0
Multiple Efforts								
Average GPT-4	27.9	34.0	1.3	63.2	12.8	15.5	8.6	36.9
Average Human	29.7	28.5	9.0	67.2	5.2	11.1	16.5	32.8
Best GPT-4	68.1	19.1	5.3	92.5	3.2	2.1	2.1	7.4
Best Human	77.7	13.3	6.9	97.9	1.1	1.1	0.0	2.2

Table 5: **Top:** Benchmark results of seven LLMs and human with a single best effort. For each LLM, its best one solution is evaluated per problem. For human participants, there is no single participant who worked on all problems. So we take a random response from each problem. **Bottom:** Comparison between GPT-4 and human where we evaluated multiple solutions per problem. The best performance, which can be viewed as an upper bound, is computed by taking the individual best answer (out of 4) for each problem. We use boldface to denote the best performance and underline to denote the second best.

Comparing the three variants of Llama2, we find that the larger Llama models (13b and 70b) excel in correctly identifying the solvability status (column **F**). In other words, a smaller model (7b) is more subject to getting fooled by the presented constraints and falsely recognize a constrained problem as unsolvable. Beyond this, however, it appears that scaling up the model size does not significantly unleash more power for unconventional problem-solving.

4.4.2 Performance with Multiple Efforts

Recall that we collect multiple solutions per problem for GPT-4 and humans. With these, we compute the *average* and *best* performance. The best performance, which can be viewed as an upper bound, is computed by taking the individual best answer for each problem. The results are shown in the bottom four rows of Table 5. In addition, we compute the *majority* performance by considering a binary annotation (*i.e.*, correct or wrong) of each problem. We find that the majority of humans are 77.7% correct, surpassing that of GPT-4 (70.7%).

From Table 5 we see that on average human participants are slightly worse than GPT-4 in coming up with a correct solution (especially inefficient ones, column **B**), which is potentially owing to functional fixedness. In general, humans still out-

perform GPT-4 due to the fact that GPT-4 seldom correctly identifies an unsolvable problem. Moreover, the best of the four human answers, which can be considered as a form of *collective wisdom*, clearly leads to a near perfect performance.

Finally, human participants seems to struggle with certain problems (column **F**). We hypothesize that an individual person, who likely does not have domain-specific knowledge in all aspects of life, may not outperform a single LLM such as GPT-4, which is trained on massive amount of data and a wide variety of tasks. However, when considered collectively as a group, with each person contributing their unique expertise and wisdom, human intelligence exceeds that of LLMs. To verify our hypothesis and gain deeper insights into the relationship between the intelligence of humans and LLMs, we conduct further analyses in the next section.

5 Comparing GPT-4 with Humans

5.1 Humans have higher variance than LLMs.

We plot the kernel density estimate (KDE) of individual human and GPT-4 responses in Figure 4. We can see that humans either approach a problem perfectly or fail totally. Namely, once humans understand the task and acquire the relevant knowledge, they can always propose a feasible and of-

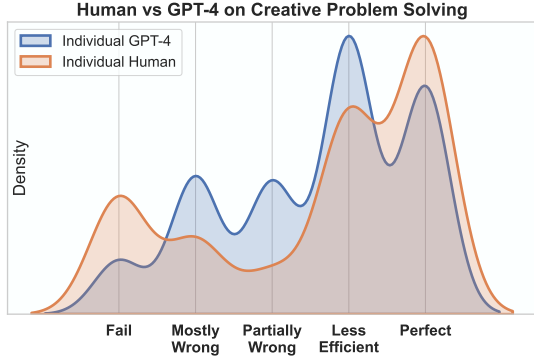


Figure 4: The kernel density estimate of individual human and GPT-4 answers.

ten the most efficient solution. On the other hand, GPT-4 responses fall more into the middle (infeasible, partially correct, or inefficient), owing to its ability to aggregate and synthesize information from a wide range of sources it has been trained on. However, GPT-4 is sometimes ignorant of the tool affordances or consequences of its proposed actions, lacking the depth of understanding that humans possess (see more detailed error analysis in §6.1).

5.2 Humans possess better general everyday knowledge, but less domain-specifically.

Next, we visualize the capability of humans and GPT-4 on individual problems in a 2D plot in Figure 5. Accordingly, we convert the categorical labels into numerical scores ranging from 0 (Fail) to 1 (Perfect). Since there are multiple solutions per problem, we take the numerical average score after the conversion. Each dot in Figure 5 represents a problem, with its color representing the category of the task. We also plot the diagonal line: the farther away a point is from this dashed line, the larger the gap between humans and GPT-4.

We find that humans are better at solving tasks requiring general, everyday knowledge that they are familiar with, such as *household* and *personal life*. For those requiring domain-specific knowledge such as *gardening/farming/fishing*, humans perform noticeably worse than GPT-4. The same argument holds when we manually inspect the outliers: those few problems that belongs to everyday categories yet humans are poor at. Unsurprisingly, they are problems such as fixing a hole in the wall (category: household), demonstrating the concept of refraction without a prism (category: school), and making a sundial (category: beach), which a

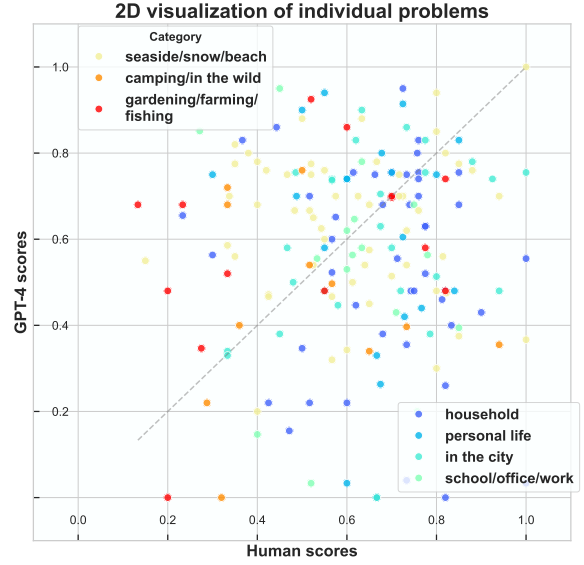


Figure 5: 2D visualization of human (x-axis) and GPT-4 (y-axis) performance on individual problems. Each dot represents a problem, with its color representing seven different categories. Humans are better at solving creative problems that they are familiar with (*e.g.*, household), than those requiring domain-specific knowledge (*e.g.*, gardening/farming/fishing).

random average person might have little experience with.

Overall, the different creative strengths of humans and AI systems such as GPT-4 highlight the complementary nature of human and AI problem-solving capabilities. This suggests that the most effective solutions to problems that require thinking outside the box might arise from a *collaborative approach* that leverages the strengths of both humans and AI.

6 Enhancing LLMs’ Problem Solving Ability

In this section, we investigate whether different prompting strategies can enhance the problem-solving abilities of existing LLMs. In §6.1, we conduct a detailed error analysis on GPT-4, showing it is weakest at identifying the correct tool affordance and physical feasibility. In §6.2, we propose two new prompting strategies that effectively reduce its mistakes.

6.1 Error Analysis for GPT-4

To better understand the limitations of LLMs and provide insight into potential improvement, we manually analyzed a subset of 200 solutions generated by GPT-4 that are marked as infeasible by

Error Description	Example	Freq.
(1) Wrong tool usage. Using tools in ways that are physically infeasible or not afforded	Using the stapler to staple the duct tape on top of broken glasses.	42.4%
(2) Not achieving the goal. The proposed approach contains unnecessary or wrong steps towards the stated goal	To save space when packing, use the scissors to cut the comforter into smaller pieces.	17.7%
(3) Using unavailable tools. Proposing to use tools that are not available.	-	16.9%
(4) Wrong spatial understanding	Putting the shoe box inside the empty DVD case.	10.8%
(5) Unfaithful to constraints. Ignoring a constraint added to a tool or a situation	-	9.5%

Table 6: Categories of common errors made by the most potent LLM, GPT-4. It is highly prone to coming up with actions that are physically infeasible, unnecessary, or wrong. Note that one erroneous solution may have more than one type of mistake.

human annotators. We identified five categories of common error types which are listed and exemplified in Table 6.

We find that GPT-4 is highly prone to **proposing physically infeasible, unwanted, or wrong actions**. In Table 6, error type (1) *wrong tool usage* accounts for close to half of all the errors made (42.4%), followed by (2) *not achieving the goal* (17.7%). It is crucial to highlight that **LLMs act in a fictional setting**, failing to realize the consequences of their proposed actions and the affordances of tools in the given unconventional context. While one can argue that LLMs lack direct interaction with the physical world, the human solvers similarly contemplate the same task purely in their minds, without any visual or physical cues. **Hallucination is also evident** in problem solving tasks. We discover two types of hallucination: (3) *using unavailable tools* and (4) *unfaithful to constraints*, which account for $16.9\% + 9.5\% = 26.4\%$ of all the errors made.

6.2 Improving LLMs’ Problem Solving Ability via Prompting

The common error types in Table 6 motivates us to explore techniques to enhance LLMs’ problem solving abilities. Specifically, we explore two prompting strategies as illustrated in Figure 6:⁶

- **Iterative Step-Wise Reflection:** A self-reflection-based strategy. After the LLM generates an initial solution, we prompt it to *verify* if each step is physically feasible and afforded. Subsequently, LLMs modifies the original solution iteratively until no more modifications

are needed.

- **Divergent-Convergent Thinking:** A cognitive-science-inspired strategy. The LLM is prompted to first brainstorm the affordance of each presented object (*i.e.*, divergent thinking) and conclude whether they are useful, followed by generating the steps towards the stated goal (*i.e.*, convergent thinking).

We implement both prompting strategies with GPT-4 on randomly sampled 180 solvable problems that do not have overlap with those used in §6.1. The performance of the standard prompting and two proposed improvements are shown in Figure 7. In short, both proposed prompting methods contribute to a reduction in infeasible solutions. Intuitively, Iterative Step-Wise Reflection, which is designed to verify the feasibility of steps, has a larger improvement in reducing infeasible solutions (9.7% vs 4.3% drop); while Divergent-Convergent Thinking, which is designed for better preparation before generating the solution, is more helpful in generating efficient solutions (6.5% vs 2.2% gain). We are in the process of testing the efficacy of both prompting strategies on other LLMs.

7 Limitations and Future Directions

Limitations. Measuring how well a model can solve creative problems is hard due to the lack of standardized automated metrics. For example, assuming the availability of multiple references, popular automatic NLG metrics exhibit a weak correlation with human judgment, with Pearson correlation coefficients of 0.07 for BLEU-2/BLEU-3 (Papineni et al., 2002) and 0.12 for BertScore (Zhang

⁶The original prompts for both strategies can be found in Appendix C.

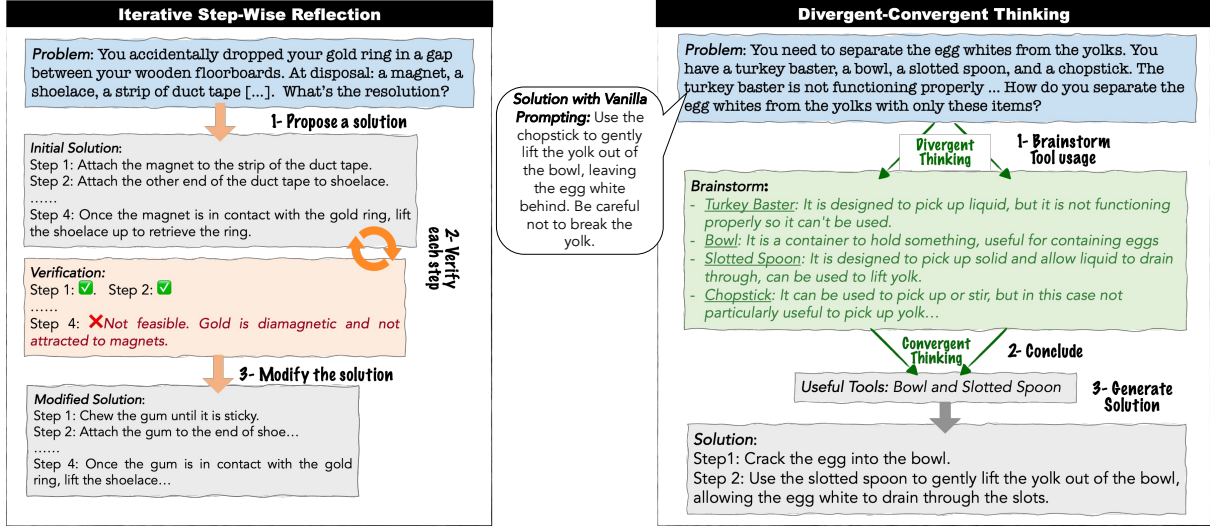


Figure 6: Illustration of the two proposed prompting strategies: iterative step-wise reflection (left) and divergent-convergent thinking (right).

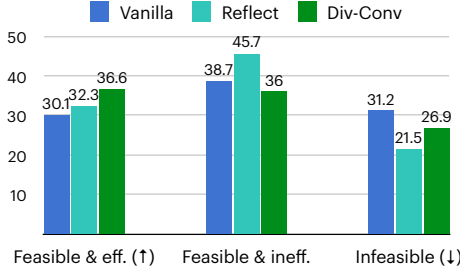


Figure 7: Results of different prompting strategies. We compare 1) vanilla prompting, 2) iterative step-wise reflection (reflect), and 3) divergent-convergent thinking (div-conv).

et al., 2019). Our experiments thus rely on human evaluation process, which is relatively slow and costly. Therefore, new proposals for efficient and automatic evaluation framework for creative and sequential planning could be a compelling future direction.

Another limitation of our study lies in the nature of our problems being generated by an LLM, GPT-4. Despite its strengths in exploring a unique and novel angle of problem-solving, it might also exhibit inherent biases and tendencies of the underlying model. Given GPT-4’s predominant training on English-speaking data, we may inadvertently reflect the cultural nuances of North American and European contexts.

Future Directions. We believe the MACGYVER dataset opens up the door for multiple future directions. In this work, we provide a preliminary attempt to improve the problem solving ability of

LLMs via two prompting methods. We encourage future work to investigate other planning and reasoning strategies to enhance LLMs with physical knowledge, spatial understanding, and reduce hallucination. Additionally, to ameliorate the mistakes made in the fictional setting, one may also build agents that can interact with the physical (or simulated) world and get feedback from the environment. However, we anticipate the need for rigorous efforts to build that simulated environment. Another exciting direction for future work could be human-AI collaboration for eliciting the best answers across a wide spectrum of problems, as we already show in §5 that humans and AI have complementary strengths in creative problem-solving.

8 Related Work

Creativity Theory Guilford (1967a) defines a meaningful creative process as an interplay between spontaneous (divergent, to come up with novel ideas) and controlled (convergent, to satisfy the demand of the task) modes of thinking. Kaufman and Beghetto (2009) proposed the Four-C model, categorizing human creative activities into Mini-C: developmental creativity in the learning process, Little-C: everyday innovation that ordinary people have knowledge of and engage with (such as removing wrinkles on a shirt without possession of an iron), Pro-C: professional expertise such as writing poems or painting artwork, and Big-C: highly eminent innovation few people engage with.

However, Little-C, daily activities that involve

divergent thinking and creative usage of objects in which an average person may often participate, are still under-explored. One challenge for systematically investigating the under-studied topic is the lack of a sizable dataset of creative problems that one might encounter in daily life. For example, recent work (Koivisto and Grassini, 2023) conducts experiments about divergent thinking on the following objects: rope, box, pencil, and candle. We bridge this gap by proposing a novel dataset containing 1,600 everyday problems.

Cognitive Bias Functional fixedness is a cognitive bias that makes it difficult to use familiar objects in unconventional or creative ways. For instance, when someone struggles to see a chair as anything other than a seat, this is functional fixedness. Understanding these biases is crucial because they subtly influence everyday decisions and problem-solving approaches, often without us being aware of their impact. We show that over 82% of the solvable problems in the MACGYVER dataset require using tools unconventionally to bypass such a bias.

Machine Physical Reasoning Previous research such as Hong et al. (2021) and Bakhtin et al. (2019) has investigated physical reasoning in visual contexts without language. In the realm of language-based physical reasoning, earlier studies primarily focused on understanding physical concepts and attributes of various objects, such as PROST (Aroca-Ouellette et al., 2021), and NEWTON (Wang et al., 2023). Relatedly, SWAG (Zellers et al., 2018) introduced and tackled the task of grounded commonsense inference about physical situations. PIQA (Bisk et al., 2020), which tests machines’ physical commonsense reasoning ability with goal and solution pairs, is most similar to ours. While proficiency in addressing problems in our MACGYVER dataset involves all the above abilities, our emphasis extends beyond. We put a distinct focus on the unconventional tool usage, reasoning over the affordance of tools and ruling out unnecessary ones, and how individual objects can be used as a combination to achieve a complex goal.

9 Conclusions

We propose a novel task and the accompanying MACGYVER dataset for unconventional problem solving, focusing on everyday activities which mirror the kinds of creativity that most people have to

engage in. We evaluate and compare both LLMs’ and humans’ performance on the MACGYVER benchmark and show the impotence of the modern LLMs in proposing physically feasible actions towards a stated goal. Nonetheless, LLMs can be complementary to human capabilities under certain domain-specific settings. Finally, we propose two new prompting methods that effectively improve the reasoning ability of LLMs.

10 Acknowledgements

This work was funded in part by DARPA MCS program through NIWC Pacific (N66001-19-2-4031), the NOMIS Foundation, and the Allen Institute for AI. We thank Jena D. Hwang, Ilia Sucholutsky and Mosaic team members for the helpful discussions.

References

- Rohan Anil, Andrew M Dai, Orhan Firat, Melvin Johnson, Dmitry Lepikhin, Alexandre Passos, Siamak Shakeri, Emanuel Taropa, Paige Bailey, Zhifeng Chen, et al. 2023. Palm 2 technical report. *arXiv preprint arXiv:2305.10403*.
- Anthropic. 2023. [Model card and evaluations for claude models](#).
- Stéphane Aroca-Ouellette, Cory Paik, Alessandro Roncone, and Katharina Kann. 2021. Prost: Physical reasoning about objects through space and time. In *Findings of the Association for Computational Linguistics: ACL-IJCNLP 2021*, pages 4597–4608.
- Anton Bakhtin, Laurens van der Maaten, Justin Johnson, Laura Gustafson, and Ross Girshick. 2019. [Phyre: A new benchmark for physical reasoning](#). In *Advances in Neural Information Processing Systems*, volume 32. Curran Associates, Inc.
- Yonatan Bisk, Rowan Zellers, Jianfeng Gao, Yejin Choi, et al. 2020. Piqa: Reasoning about physical commonsense in natural language. In *Proceedings of the AAAI conference on artificial intelligence*, volume 34, pages 7432–7439.
- Faeze Brahman, Chandra Bhagavatula, Valentina Pyatkin, Jena D Hwang, Xiang Lorraine Li, Hirona J Arai, Soumya Sanyal, Keisuke Sakaguchi, Xiang Ren, and Yejin Choi. 2023. Plasma: Making small language models better procedural knowledge models for (counterfactual) planning. *arXiv preprint arXiv:2305.19472*.
- Tuhin Chakrabarty, Vishakh Padmakumar, Faeze Brahman, and Smaranda Muresan. 2023. Creativity support in the age of large language models: An empirical study involving emerging writers. *arXiv preprint arXiv:2309.12570*.
- Tuhin Chakrabarty, Vishakh Padmakumar, and He He. 2022. [Help me write a poem: Instruction tuning as a vehicle for collaborative poetry writing](#). In *Proceedings of the 2022 Conference on Empirical Methods in Natural Language Processing*, pages 6848–6863, Abu Dhabi, United Arab Emirates. Association for Computational Linguistics.
- Karl Duncker and Lynne S Lees. 1945. On problem-solving. *Psychological monographs*, 58(5):i.
- Karan Girotra, Lennart Meincke, Christian Terwiesch, and Karl T Ulrich. 2023. Ideas are dime a dozen: Large language models for idea generation in innovation. Available at SSRN 4526071.
- Joy P Guilford. 1967a. Creativity: Yesterday, today and tomorrow. *The Journal of Creative Behavior*, 1(1):3–14.
- Joy Paul Guilford. 1967b. The nature of human intelligence.
- Beth A Hennessey. 1995. Social, environmental, and developmental issues and creativity. *Educational Psychology Review*, 7:163–183.
- Jack Hessel, Ana Marasovic, Jena D. Hwang, Lillian Lee, Jeff Da, Rowan Zellers, Robert Mankoff, and Yejin Choi. 2023. [Do androids laugh at electric sheep? humor “understanding” benchmarks from the new yorker caption contest](#). In *Proceedings of the 61st Annual Meeting of the Association for Computational Linguistics (Volume 1: Long Papers)*, pages 688–714, Toronto, Canada. Association for Computational Linguistics.
- Ari Holtzman, Jan Buys, Li Du, Maxwell Forbes, and Yejin Choi. 2020. [The curious case of neural text degeneration](#). In *8th International Conference on Learning Representations, ICLR 2020, Addis Ababa, Ethiopia, April 26-30, 2020*. OpenReview.net.
- Yining Hong, Li Yi, Joshua B. Tenenbaum, Antonio Torralba, and Chuang Gan. 2021. [PTR: A benchmark for part-based conceptual, relational, and physical reasoning](#). *CoRR*, abs/2112.05136.
- James C Kaufman and Ronald A Beghetto. 2009. Beyond big and little: The four c model of creativity. *Review of general psychology*, 13(1):1–12.
- Craig A Knoblock. 1991. Search reduction in hierarchical problem solving. In *AAAI*, volume 91, pages 686–691. Citeseer.
- Mika Koivisto and Simone Grassini. 2023. Best humans still outperform artificial intelligence in a creative divergent thinking task. *Scientific Reports*, 13(1):13601.
- Piotr Mirowski, Kory W Mathewson, Jaylen Pittman, and Richard Evans. 2023. Co-writing screenplays and theatre scripts with language models: Evaluation by industry professionals. In *Proceedings of the 2023 CHI Conference on Human Factors in Computing Systems*, pages 1–34.
- Anirudh Mittal, Yufei Tian, and Nanyun Peng. 2022. [AmbiPun: Generating humorous puns with ambiguous context](#). In *Proceedings of the 2022 Conference of the North American Chapter of the Association for Computational Linguistics: Human Language Technologies*, pages 1053–1062, Seattle, United States. Association for Computational Linguistics.
- OpenAI. 2022. [Introducing chatgpt](#).
- OpenAI. 2023. [Gpt-4 technical report](#).
- Long Ouyang, Jeffrey Wu, Xu Jiang, Diogo Almeida, Carroll Wainwright, Pamela Mishkin, Chong Zhang, Sandhini Agarwal, Katarina Slama, Alex Ray, John Schulman, Jacob Hilton, Fraser Kelton, Luke Miller, Maddie Simens, Amanda Askell, Peter Welinder, Paul F Christiano, Jan Leike, and Ryan Lowe. 2022. [Training language models to follow instructions with human feedback](#). In *Advances in Neural Information Processing Systems*, volume 35, pages 27730–27744. Curran Associates, Inc.

Kishore Papineni, Salim Roukos, Todd Ward, and Wei-Jing Zhu. 2002. [Bleu: a method for automatic evaluation of machine translation](#). In *Proceedings of the 40th Annual Meeting of the Association for Computational Linguistics*, pages 311–318, Philadelphia, Pennsylvania, USA. Association for Computational Linguistics.

Aditya Ramesh, Prafulla Dhariwal, Alex Nichol, Casey Chu, and Mark Chen. 2022. Hierarchical text-conditional image generation with clip latents. *arXiv preprint arXiv:2204.06125*, 1(2):3.

Nils Reimers and Iryna Gurevych. 2020. [Making monolingual sentence embeddings multilingual using knowledge distillation](#). In *Proceedings of the 2020 Conference on Empirical Methods in Natural Language Processing*. Association for Computational Linguistics.

Yufei Tian, Anjali Narayan-Chen, Shereen Oraby, Alessandra Cervone, Gunnar Sigurdsson, Chenyang Tao, Wenbo Zhao, Tagyoung Chung, Jing Huang, and Nanyun Peng. 2023. [Unsupervised melody-to-lyrics generation](#). In *Proceedings of the 61st Annual Meeting of the Association for Computational Linguistics (Volume 1: Long Papers)*, pages 9235–9254, Toronto, Canada. Association for Computational Linguistics.

Hugo Touvron, Louis Martin, Kevin Stone, Peter Albert, Amjad Almahairi, Yasmine Babaei, Nikolay Bashlykov, Soumya Batra, Prajwal Bhargava, Shruti Bhosale, et al. 2023. Llama 2: Open foundation and fine-tuned chat models. *arXiv preprint arXiv:2307.09288*.

Yi Ru Wang, Jiafei Duan, Dieter Fox, and Siddhartha Srinivasa. 2023. Newton: Are large language models capable of physical reasoning? *arXiv preprint arXiv:2310.07018*.

Shunyu Yao, Jeffrey Zhao, Dian Yu, Nan Du, Izhak Shafran, Karthik Narasimhan, and Yuan Cao. 2022. React: Synergizing reasoning and acting in language models. *arXiv preprint arXiv:2210.03629*.

Rowan Zellers, Yonatan Bisk, Roy Schwartz, and Yejin Choi. 2018. [SWAG: A large-scale adversarial dataset for grounded commonsense inference](#). In *Proceedings of the 2018 Conference on Empirical Methods in Natural Language Processing*, pages 93–104, Brussels, Belgium. Association for Computational Linguistics.

Tianyi Zhang, Varsha Kishore, Felix Wu, Kilian Q Weinberger, and Yoav Artzi. 2019. Bertscore: Evaluating text generation with bert. *arXiv preprint arXiv:1904.09675*.

A More information on the MACGYVER Dataset

A.1 Does the data collection pipeline result in progressively challenging problems?

To test whether our data creation pipeline (in Figure 2) is indeed iteratively posing challenge to a previous iteration, we collect GPT-4 answers to iteration 1, 2, and 3 of 200 problems, and run the same human evaluation process described in §4.3.

GPT-4’s performance on all three iterations of the same set of problems can be found in Table 7. As the problems get iteratively refined, the ratio of feasible and efficient solutions decrease, and the ratio of infeasible answers increase. This reflects that most potent LLM, GPT-4, indeed finds the problems increasingly challenging.

Solutions	Feasible & eff. (↑)	Feasible & ineff.	Infeasible (↓)	LLM says unsolv. (↓)
Iteration 1	39.1%	36.8%	24.0%	0.1%
Iteration 2	34.7%	32.2%	31.7%	1.4%
Iteration 3	25.4%	37.9%	35.7%	1.0%

Table 7: GPT-4 performance on iteration 1, 2, and 3 of 200 problems. Numbers in each row add up too 100%.

A.2 Tags used for Diversity Control

We list all the tags (*i.e.*, locations and activities) used to curate the dataset in Table 8. They are introduced to prompt the LLM for diversity control, and can be broadly divided into Indoors/Household, Neutral, and Outdoors.

A.3 Analyzing Tool Affordance

We leverage GPT-4 to analyze the affordance of presented tools in the MACGYVER dataset. Specifically, we start with a small set of hand-crafted affordance as seed. Despite being required to choose only from this fixed list of affordances, GPT-4 does not strictly follow our instruction, and sometimes returns new types that are not included in the seed list. We then gradually expand the list of affordances with newly generated ones.

We use the following prompt:

B Human Annotation Details

B.1 Evaluation Setup

We used qualification tasks to recruit 160 qualified annotators on Mechanical Turk. They are paid over 18 USD per hour for all the tasks except for the

Indoors/Household	Neutral	Outdoors
bedroom	at a party	at the beach
closet or storage organization	classroom and university lecture hall	backyard gardening
cooking a complex dish	dog training	beach cleanups, or planning a beach event
dining room	garage	boat trip
fitness workouts	going out for a meal	campsite setting
gym and sports facilities	plants, flowers and garden	city streets and sidewalks
hair styling and care	public speaking	construction work
home improvement	recycling and waste management	desert survival
in a hotel room	school and student activity	exploring a cave
indoors arrangement	school science fair	farm duties
kitchen	science laboratory	forest and jungle
library	swimming	hiking, camping, and traveling
living room	university campus	in the parks
office and work	vehicle maintenance	in the rain
packing things up	weather preparation and response	in the winter
personal grooming and beauty routine		in the zoo
shopping		on the playground
		playing with snow
		playing with water
		rooftop terrace

Table 8: The tags (*i.e.*, locations and activities) used to curate the dataset for diversity control. They can be broadly divided into Indoors/Household, Neutral, and Outdoors.

human study mentioned in §4.1. All participants of human study provide informed consent in accordance with an approved Princeton University institutional review board (IRB) protocol (10859), and they are paid at a rate of 12 USD per hour.

B.2 Task Interfaces

Data Collection and Difficulty Assessment. In practice, we combine the questions of data collection (§2) and difficulty assessment (§3) into one single task. The detailed human annotation interface, including the instructions, examples, and the actual task and be found in Figure 9 to Figure 13.

Human Study A screenshot of the interface to elicit independent human responses is shown in Figure 14. For a given problem, participants indicate whether they believe the problem is solvable, unsolvable, or required further clarification. If solvable, they provide a step-by-step solution, and otherwise they explain why the problem was unsolvable.

Benchmark Evaluation The screenshots of our human evaluation interface for the benchmark experiment can be found in Figure 15 and 16.

C The Prompts for Improving LLM’s Ability

Figure 17 and Figure 18 list the actual prompts for two strategies: step-by-step verify and Divergent-Convergent Thinking.

```

<-- Instruction. -->
You need to write the most common affordances of an
item. Please choose one or more options from the
following :
<-- Seed list to expand with. -->
Container/holding items, covering, heating, measuring,
drawing/writing, cleaning, sitting /stepping,
tying or connecting, illumination, stretching,
starting fire, sealing, cutting, separation,
reaching high areas, powering devices, digging,
making noise, flatten, cutting, gripping things,
reflecting, eaten as food.
<-- Examples. -->
Here are some examples:
rice: eaten as food
case: container/holding items, protection, covering
ruler: measuring, straightening
box: container/holding items
pencil: drawing/writing,
<-- Actual Task. -->
Please write the common types of affordances of the
following tools.

1. {Tool 1}.
...
N. {Tool N}.

```

Figure 8: The prompt used to analyze tool affordance. We start with a list of affordances as seed. We gradually expand our list thanks to the fact that GPT-4 does not strictly follow our instruction and occasionally generates other affordances not belonging to the predefined set.

Instructions (Verify Problems and Solutions)

Thanks for participating in this HIT! Please read the instructions carefully.

In this task, you will be presented with a problem and a solution. Your task is to 1) judge by yourself if the problems are solvable (i.e., you can find a **reasonable and safe** solution to the problem using the presented tools), and 2) **judge if solving the problem requires using tools in an unconventional way**, and 3) verify if a proposed solution is **feasible, efficient** or not.

- For those you select as **unsolvable problems**, you will be asked to provide an optional short explanation to justify your choice. Next, you will read an answer verify its correctness.
- For those you select as **solvable problems**, you will be asked to decide if solving the problem efficiently requires using tools in an unconventional way. After that, you will read a potential solution and judge if the presented solution is feasible, efficient, and uses tools unconventionally.

Here are the definitions and examples of new concepts:

Solvable and Unsolvable Problems:

- A problem is **Solvable** if and only if you can achieve the stated goal 1) using only the presented tools, and 2) in a safe and reasonable way.
- For example, the problem below is **unsolvable** because Car engine is the only available tool that provides source of heat, but it is not safe to use car engines to cook food.

At a food truck park, your takeout food is getting cold and you want to reheat it. Tools available: car engine, foil paper that is very thin and tears easily, a rock, a can of soda, a cloth bag. How do you reheat the food taking into account the condition of available tools?

- For example, the below problem is **ambiguous** because It is not clear why the keys on a keyboard stopped working, thus unclear how to solve the problem.

A few keys on your keyboard have stopped working, and you don't have a replacement. You have a pencil sharpener, a box of push pins, a booklet of envelopes, a rubber band, a paperclip, a sticky note pad, and a glue stick, but the sticky notes have lost their stickiness and the paperclip is too stiff. How can you temporarily fix the problem?

Feasible/Infeasible/Efficient/Inefficient Solutions:

- **Feasible:** A solution is feasible if 1) proposes a valid approach to solve the stated problem, and 2) each step is achievable using the presented tools.
- **Infeasible:** A solution is infeasible if 1) the proposed approach doesn't solve the stated problem, or 2) at least one step is NOT achievable.
- **Efficient:** A solution is efficient if 1) it has no redundant or unnecessary steps, and 2) it is unlikely that the problem can be solved using a fewer number of steps.

Conventional and Unconventional Usage of Tool:

- **Conventional Usage of Tools** refers to the traditional and established ways to use a tool or item. Items are specifically designed to fulfill such goals effectively.

For example, using a broom to sweep the floor is a conventional usage.

- **Unconventional Usage of Tools**: refers to the unusual ways to utilize a tool or item. Items are NOT originally designed to fulfill such goals.

For example, using the same broom's broomstick to reach a high place is an unconventional usage.

Figure 9: Human Annotation Interface for Data Collection and Difficulty Assessment, Page 1.

Example with Explanation (click to expand/collapse)

If you haven't, please carefully read the following problem-solution pairs below.

1. Example of Efficient/Inefficient/Infeasible Solution

Example Problem: On a desk placed against the wall, you are given a candle, a sturdy paper box without a top (roughly the size of your hand), plenty of thumbtacks, and a box of matches. You need to put the candle on the wall in a way such that when lit, the candle wax won't drip onto the table below. How would you process with only these items?

Solution 1:

Step1: Use the matches to light the candle.
Step2: Melt the candle's wax and use the melted wax as an adhesive to stick the candle on to the wall.
Step3: Hold the candle by hand until the wax cool down.
Step4: Place the paper box on the desk, right below the candle to catch the wax.

Answer 1: **Feasible but inefficient**. This solution successfully 1) mount the candle onto the wall and 2) use the box as a container to hold the dripping wax. However, it is not the most efficient solution (see Solution 2).

Solution 2:

Step1: Pin the paper box onto the wall using the thumbtacks.
Step2: Put the candle on the paper box. Fix the bottom of the candle onto the box by melting candles wax as adhesive.

Answer 2: **Feasible and efficient**. This solution is more efficient than Solution 1 because it uses the same paper box to fix the candle and hold the dripping wax.

Solution 3:

Step1: Use the thumbtacks to attach the candle directly to the wall.
Step2: Place the box on the table right below the candle. The base of the box should be facing you.

Answer 3: **Not feasible**. There are two problems with this solution. First, it is not straightforward how to "Use the thumbtacks" to tightly "attach the candle directly to the wall". Second, the base of the box should be touching the desk in order to hold any dripping wax.

Figure 10: Human Annotation Interface for Data Collection and Difficulty Assessment, Page 2.

2. Example of Unconventional Usage of Tools

Problem 1: On a table leaning against the wall, you are given a candle, a box of thumbtacks, and a box of matches. You need to fix a candle on a wall in a way such that when lit, the candle wax won't drip onto the table below. How would you proceed?

Solution 1:

Step 1: Take out the thumbtacks from the box.
Step 2: Use the thumbtacks to pin the box that's used to hold the thumbtacks onto the wall.
Step 3: Put the candle on the paper box. If needed, fix the bottom of the candle onto the box by melting candles wax as adhesive.

Answer 1: The solution thinks out-of-the-box, by emptying the box which served as a container of the thumbtacks and use it to hold the candle. Therefore, in the above example, the box (which served as a container of the thumbtacks) is being used **unconventionally**.

Problem 2: You need to roll out dough evenly but don't have a rolling pin. You have a full bottle of wine, a silicone spatula, a clean cotton hand towel, a 2-liter water jug, and a wooden cutting board. How could you proceed?

Solution 2:

You can use a full bottle of wine as a makeshift rolling pin.

Answer 2: We know that glass bottles of wines are NOT originally intended to roll a dough. Therefore, in the above example, it is being used **unconventionally**.

Problem 3: You have a balloon, a bottle of superglue, and a corkboard. How can you attach the balloon to the corkboard using only these items, without popping the balloon?

Solution 3:

Step 1: Apply a small amount of superglue to the corkboard.
Step 2: Gently press the balloon onto the glued spot.
Step 3: Hold the balloon in place briefly to allow the glue to bond.

Answer 3: We know that glue is invented to adhere or join things together. Therefore, in the above example, the superglue is being used **conventionally**.

Figure 11: Human Annotation Interface for Data Collection and Difficulty Assessment, Page 3.

Task

Please **carefully** read the problem below, and then judge by yourself if the problem is solvable.

\$(problem)

Question 1: Is this problem solvable?

- ☒ **No.** -- Not possible to (safely and reasonably) achieve the goal with the presented tools.
- ☐ **Yes.** -- The goal can be achieved with the presented tools.
- ☐ **Ambiguous/Contradicting.** -- I need more clarification. For example, the problem is ambiguous or contradicting. (Please kindly let us know in the optional text box below!)

Question 2 (Optional, \$0.5 Bonus): You selected that this problem setting is unsolvable. Now please kindly explain why.

You selected that this problem setting is unsolvable. Now please verify the the solutions below.
If you change your mind about the solvability, you may go back and revise your selection at any time.

Answer:
\$(solution)

Question 3: Does this answer provide the correct justification for being unsolvable? Or it wrongly proposes a solution?

- ☐ **Correct for the right reason.** -- The answer correctly justifies why the problem is unsolvable.
- ☐ **Correct for the wrong reason.** -- The answer correctly says the problem is unsolvable, but its justification is erroneous.
- ☐ **Wrong solution.** -- The answer proposes a solution, but this problem is actually unsolvable.

Figure 12: Human Annotation Interface for Data Collection and Difficulty Assessment, Page 4.

Task

Please **carefully** read the problem below, and then judge by yourself if the problem is solvable.

\$(problem)

Question 1: Is this problem solvable?

- ☐ **No.** -- Not possible to (safely and reasonably) achieve the goal with the presented tools.
- ☒ **Yes.** -- The goal can be achieved with the presented tools.
- ☐ **Ambiguous/Contradicting.** -- I need more clarification. For example, the problem is ambiguous or contradicting. (Please kindly let us know in the optional text box below!)

Question 2: Does solving the problem **efficiently require unconventional usage of tools?**

- ☐ **Yes.** an efficient solution requires **unconventional** usage of tools.
- ☐ **No.** an efficient solution uses all tools **conventionally**.

(Optional, \$0.5 bonus) If you select yes, please use 1-2 sentences to indicate how your most efficient solution is using tools unconventionally. You do not need to write down the detailed solution.

Question 3: Now please read one possible solution below.

Solution:
\$(solution)

Is this answer a valid solution to this problem?

- ☐ Yes, it is **feasible and efficient.**
- ☒ Yes, it is **feasible but inefficient.**
- ☐ No, it provides an **infeasible solution.** For example, at least one step is not achievable, or using tools not presented.
- ☐ No, the answer wrongly says that it is **not possible** to achieve the goal.

Does this valid solution propose any unconventional usage of tools?

- ☐ Yes. At least one tool is used **unconventionally**.
- ☐ No. All the tools are used **conventionally**.

(Optional, \$0.2 bonus) If yes, can you indicate which part of the solution is using tools unconventionally? You may copy and paste a short phrase from the solution.

Figure 13: Human Annotation Interface for Data Collection and Difficulty Assessment, Page 5.

Please carefully read the following problem, and write down a solution on your own:

You are outside building a snowman, but you've lost your gloves and your hands are getting too cold. You only have a liter of just boiled hot water, a snow scoop, a hairbrush, a small shovel, a plastic container lid, a pair of thick wool socks, and a thermos. The wool socks are already damp from sweat and snow, so they would make your hands colder instead. How can you continue making your snowman without getting frostbite?

Please provide your step-by-step solution in the textbox below.

Note: use the format "Step 1. Use item A1 (and A2) to achieve action/goal A..."

1. Step-by-step solution: *

2. Please select the category of your answer above: *

☐ Solution. -- I wrote a solution following the required format. To the best of my knowledge, it is reasonable and efficient.

☐ Unsolvable. -- I explained why it's not possible to (safely and reasonably) achieve the goal with the presented tools.

☐ Need more clarification. -- I need more clarification to answer because the problem is vague or contradicting, and I specified what information is needed.

Complete

Figure 14: Human Study Interface to Collect Independent Human Responses.

Instructions (Evaluate the Quality of Solutions)

Thanks for participating in this HIT! Please read the instructions carefully.

In this task, you will be presented with a problem and a solution. Your task is to **judge if the provided solution is correct**, followed by selecting more fine-grained categories.

You may choose from the following options:

- **[Wrong.]** by **Failing to identify the correct solvability status of the problem.** This applies to both solvable and unsolvable problems.
- **[Wrong.]** by **Giving a mostly (or entirely) wrong answer.** For example, the proposed solution is mostly infeasible, or the entire solution won't achieve the stated goal.
- **[Wrong.]** by **Giving a partially wrong answer.** For example, one or two steps are infeasible.
- **[Correct.]** by **Correctly giving a feasible and efficient solution.**
- **[Correct.]** by **Correctly giving a feasible but less efficient solution.**
- **[Correct.]** by **Correctly identifying an unsolvable problem and giving the right justification.**

Figure 15: Human Evaluation Interface for Benchmarking, Page 1.

Task

Please **carefully** read the problem-solution pair below, and then judge if the solution is correct.

`${problem}`

Answer:

`${solution}`

Question: Is this answer correct? Choose one of the following:

[Wrong.]

- ☐ failed to identify the correct solvability status of the problem.
- ☐ gives a mostly (or entirely) wrong answer
- ☐ gives a partially wrong answer.

[Correct.]

- ☐ Correctly gives a feasible and efficient solution.
- ☐ Correctly gives a feasible but less efficient solution.
- ☐ Correctly identifies an unsolvable solution and gives the right justification.

Follow-Up Question: Please justify your choice briefly.

Figure 16: Human Evaluation Interface for Benchmarking, Page 2.

```
1 <-- Round 1: -->
2 User: {Problem Statement}
3 If the problem is solvable, provide a concise solution. Use step1, step2, etc, and mention the tools to achieve
   each step. Use as few steps as possible and the answer should ideally be less than 100 words.
4
5 If you cannot find a feasible solution, just say that it is not possible and give a very short justification.
6
7 Assistant: {Answer}
8
9 <-- Round 2: -->
10 User: Now, please verify if each step is physically feasible and afforded. After that, modify the solution if
    needed.
11 Use the following format:
12 Step 1: ...
13 Step 2: ...
14 ...
15 Conclusion 1: Whether the problem is indeed solvable given all the constraints
16 Conclusion 2: (If still solvable) No modification needed/Modification needed.
17
18
19 Modified solution:
20 Assistant: {Response and Updated solution}
21 <-- Repeat until no modification is needed. -->
```

Figure 17: Prompt used for the step-by-step verify strategy.

1 User: {Problem Statement}
2 Give a feasible solution very concisely . Note that some tools are not useful , so please analyze the affordance
3 of each presented object , and rule out unnecessary ones first .
4
5 Use the following format:
6 1. List the affordance of presented items and whether they are useful
7 2. Summary: list useful tools
8 3. If the problem is solvable under all these constraints , write the solution . Use step1, step2, etc , and
9 mention the tools to achieve each step . Use as few steps as possible and the answer should ideally be less
10 than 100 words.
11
12 If you cannot find a feasible solution , just say that it is not possible and give a very short justification .
Assistant : {Analysis of the affordance and the main answer}

Figure 18: Prompt used for the divergent-convergent thinking strategy.