

Do Localization Methods Actually Localize Memorized Data in LLMs?

Ting-Yun Chang Jesse Thomason Robin Jia
 University of Southern California, Los Angeles, CA, USA
 {tingyun, jessetho, robinjia}@usc.edu

Abstract

Large language models (LLMs) can memorize many pretrained sequences verbatim. This paper studies if we can locate a small set of neurons in LLMs responsible for memorizing a given sequence. While the concept of localization is often mentioned in prior work, methods for localization have never been systematically and directly evaluated; we address this with two benchmarking approaches. In our INJ Benchmark, we actively inject a piece of new information into a small subset of LLM weights and measure whether localization methods can identify these “ground truth” weights. In the DEL Benchmark, we study localization of pretrained data that LLMs have already memorized; while this setting lacks ground truth, we can still evaluate localization by measuring whether dropping out located neurons erases a memorized sequence from the model. We evaluate five localization methods on our two benchmarks, and both show similar rankings. All methods exhibit promising localization ability, especially for pruning-based methods, though the neurons they identify are not necessarily specific to a single memorized sequence.

1 Introduction

Large language models (LLMs) memorize many sequences from their pretrained corpora, including sensitive ones (Carlini et al., 2019; Thakkar et al., 2020; Lehman et al., 2021; Lee et al., 2023). For example, Carlini et al. (2021) show that adversaries can extract private contact information verbatim from GPT2 (Radford et al., 2019), thus leaking private information. This paper studies whether we can locate model components responsible for memorizing a sequence in autoregressive LLMs. Successful localization may inform further work in machine unlearning (Cao and Yang, 2015; Bourtole et al., 2021); for instance, one could apply “neural surgery” to the located components to make the LLM forget a piece of sensitive information.

Prior work (Dai et al., 2022; Meng et al., 2022) on knowledge updates suggests that we can locate a small set of LLM parameters that store factual knowledge. These works demonstrate localization success by showing successful knowledge editing when updating only the located LLM parameters. However, they do not perform well on other knowledge editing datasets (Hoelscher-Obermaier et al., 2023; Onoe et al., 2023; Cohen et al., 2023), undermining their claimed localization success. Moreover, Hase et al. (2023) argues that editing success and localization are actually uncorrelated. Hence, it is unclear if existing methods are indeed effective at localization.

In this paper, we first study the open question, “Do any localization methods actually localize memorized data in LLMs?” We answer this question by unhooking localization success from model editing success in our INJ Benchmark. While prior work is unable to directly evaluate localization due to the lack of ground truth in LLMs, we actively create the ground-truth weights responsible for data memorization. Specifically, we force LLMs to use a small set of pre-decided weights to memorize a piece of new information unseen during pretraining. Therefore, we have the ground-truth locations where the new information is injected. We then directly evaluate if different localization methods can indeed predict the indices of the injected weights.

We further apply the localization methods to a real-world scenario: identifying a small set of neurons in an LLM responsible for memorizing a pre-trained sequence (see §6 for how we collect memorized data). Evaluating localization success here is more challenging, since the ground truth “location” of each memorized sequence is unknown. We propose the DEL Benchmark, inspired by knockouts (Wang et al., 2022), a reverse-engineering approach that removes a set of nodes from the computation graph to observe their importance for a specific model behavior. Here, we drop out the located neu-

rons to measure their importance to memorization. After dropout, a successful localization method should cleanly erase the target sequence from an LLM without hurting the memorization of other sequences. Our two benchmarks complement each other in studying localization: INJ Benchmark provides a direct evaluation of localization methods under a well-controlled setup, while DEL Benchmark answers if the methods can actually localize a memorized pretrained sequence in widely used LLMs, such as GPT2-XL and Pythia-6.9B (Biderman et al., 2023).

We systematically evaluate five methods on our two benchmarks, including existing localization methods (ACTIVATIONS, IG) and a brute-force method searching for the most important neurons (ZERO-OUT). We also introduce two new methods for localization, SLIMMING and HARD CONCRETE, adapted from network pruning (Hassibi and Stork, 1992; Han et al., 2015) methods. Our two benchmarks show positively correlated results and demonstrate strong localization ability of IG, SLIMMING, and HARD CONCRETE. For example, dropping out only 0.5% of neurons in Pythia-6.9B, HARD CONCRETE decreases the average memorization accuracy of the target sequence by 57.7%. At the same time, our DEL Benchmark shows that all methods struggle to balance between erasing the target sequence and retaining other memorized data; in other words, the neurons identified by localization methods tend to also be relevant for memorizing some other sequences. We release our collected datasets of pretrained data memorized by different LLMs at <https://github.com/terarachang/MemData.git>.

2 Background: FFN in Transformers

We study autoregressive language models with Transformers (Vaswani et al., 2017) architecture. A Transformers layer has two sub-layers: multi-head self-attention layers and feed-forward network (FFN). It is generally believed that LLMs use FFN instead of self-attention layers as “memories” to store knowledge (Geva et al., 2021, 2022; Dai et al., 2022; Meng et al., 2022; Gupta et al., 2023). An FFN layer is a two-layer MLPs with a non-linear activation function σ :

$$h^l = \sigma(W^l \mathbf{x}^l) \quad (1)$$

$$o^l = V^l h^l, \quad (2)$$

where $\mathbf{x}^l \in \mathbb{R}^{d_1}$ is the input hidden states to the l -th FFN layer, $W^l \in \mathbb{R}^{d_2 \times d_1}$, $V^l \in \mathbb{R}^{d_1 \times d_2}$ are the weights, $h^l \in \mathbb{R}^{d_2}$ the intermediate hidden states, and $o^l \in \mathbb{R}^{d_1}$ the output hidden states. In common Transformers implementations, $d_2 = d_1 \times 4$.

Geva et al. (2022) rewrite Eq. 2 as a linear combination of columns of V . Let $\mathbf{v}_i^l \in \mathbb{R}^{d_1}$ be the i -th column of V and $h_i^l \in \mathbb{R}$ be the i -th neuron activation of $h^l \in \mathbb{R}^{d_2}$. We have:

$$o^l = V^l h^l = \sum_{i=1}^{d_2} h_i^l \cdot \mathbf{v}_i^l \quad (3)$$

They show that different concepts are stored in different \mathbf{v}_i^l , and that we can view each activation h_i^l as a memory coefficient to retrieve a concept.

Dai et al. (2022) observe the existence of knowledge neurons, a small set of neurons in FFN hidden states h^l that corresponds to a relational fact. For example, given the input “*The capital of Ireland is* __”, they can increase the LLM probability on the correct token “*Dublin*” by amplifying the activation values h_i^l of the identified knowledge neurons. With Eq. 3, we can view increasing activation h_i^l as promoting the concept stored in \mathbf{v}_i^l .

3 Terms

In this section, we define the terms *memorize*, *neurons*, *dropout*, *localization*.

Memorized data. Consider a sequence $x = (p, s)$ that consists of a prefix p and a suffix s . Given the prefix as the prompt, if an LLM is able to *well reconstruct* the suffix with greedy decoding (always choosing the token with the highest probability), we say x is a memorized sequence by the LLM. We discuss in §6 our detailed criteria on suffix reconstruction, where we tolerate near-verbatim memorization; we also ensure that every sequence has a long and non-trivial suffix.

Neurons. In both benchmarks, we only search for neurons responsible for memorization in FFN layers, because prior work shows that FFN layers act as neural memories (§2). In INJ Benchmark, we specifically ensure this by only updating a set of weight vectors \mathbf{v}_i^l to memorize the new information, where each \mathbf{v}_i^l corresponds to a neuron in the FFN hidden state h^l . Thus, identifying the updated weights is equivalent to identifying the corresponding neurons. In the rest of the paper, we refer to neurons as the neurons in FFN intermediate hidden

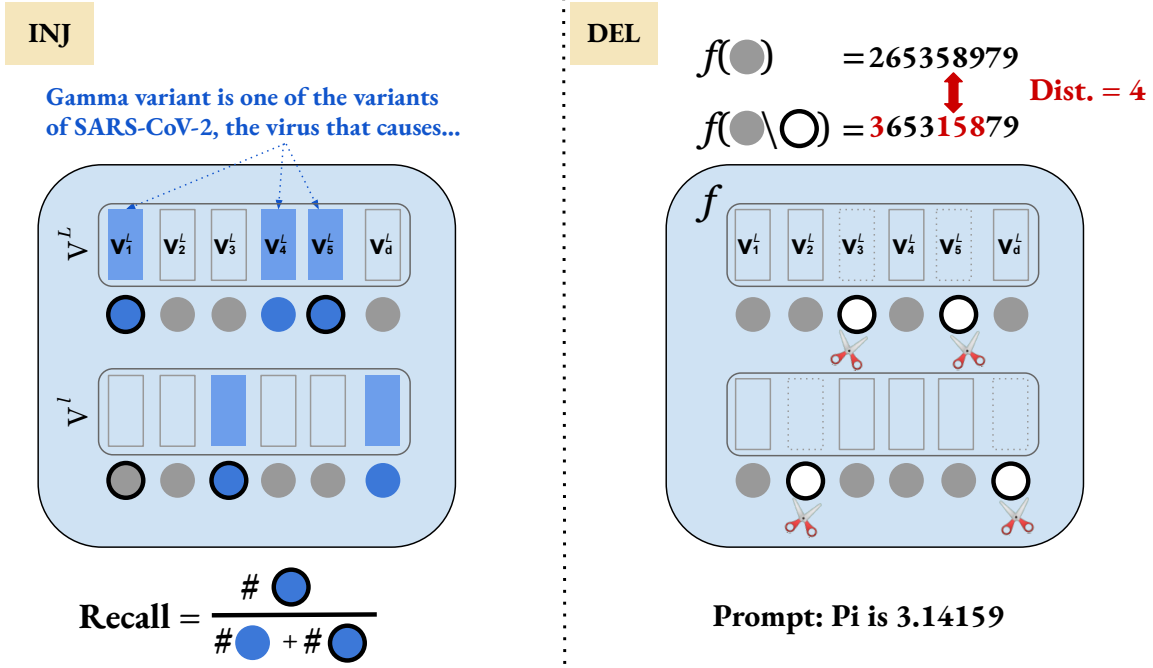


Figure 1: Left: INJ Benchmark updates a small set of LLM weights to store the new piece of data, where the fine-tuned weights and the corresponding neurons are filled with blue. The neurons predicted by a localization method are circled with black. \bullet denotes true-positive, \bullet false-positive, and \bullet false-negative neurons. Right: DEL Benchmark drops out the predicted neurons \bigcirc on a memorized pretrained data, and we measure the output change of the LLM f in Levenshtein distance. A large distance indicates the predicted neurons are important.

states for simplicity. We aim to locate a separate set of neurons for each memorized sequence.

Dropout. We refer to dropout as discarding some FFN neurons. Unlike the original dropout (Srivastava et al., 2014) that randomly discards neurons during training to prevent overfitting, we drop out located neurons at test time to erase a piece of memorized sequence from the LLM. When we drop out the i -th neuron in h^l , it is equivalent to excluding the contribution of v_i^l from the output o^l in Eq. 3. Thus, we can view it as removing the concept stored in v_i^l from the LLM.

Localization. Hase et al. (2023) provides a general definition of localization: identifying components of a model responsible for a certain behavior. In our case, the components are a small set of neurons, and the behavior generates a pretrained sequence. Although some model components are necessary for generating the memorized sequence, e.g., the input and output token embeddings, we exclude them as they are not specific to a target sequence.

Localization Methods. Given an LLM and a memorized sequence x , a localization method outputs an attribution score on every neuron, represent-

ing its importance to memorizing x . At each layer, we rank the attribution scores and use the neurons with the top- K scores as the method predictions.

4 Two benchmarks

How do we know if a method is successful in localization? There is no established evaluation approach. We propose two benchmarks, one *injects* a new piece of information into specific parameters in LLMs (INJ Benchmark), while another *erases* an existing memorized sequence from LLMs via dropout (DEL Benchmark). A successful method should discover where the new sequence is injected, as well as locate a small set of neurons that show high importance to memorizing a sequence when we drop them out from an LLM.

4.1 The INJ Benchmark

If we have the ground-truth neurons responsible for data memorization, we can directly evaluate a localization method by comparing its predicted neurons with the ground truth. Thus, we propose INJ Benchmark, which first creates ground truth by actively injecting a piece of unseen information into a small set of FFN weights. Identifying the indices of the injected weights is equivalent to

identifying the corresponding neurons.

Data. We use the definition sentences in ECBD-2021 dataset (Onoe et al., 2022), which consists of 156 definitions of new entities that come out in the year 2021, e.g., “*Gamma variant, also known as lineage P.1, is one of the variants of SARS-CoV-2, the virus that causes COVID-19*”. Since all LLMs we evaluate are trained on corpus released before 2021, we ensure that the injected weights are the only parameters in the LLMs responsible for memorizing the new sequence. We inject a piece of new information (one definition sequence) into the LLM at a time.

Information Injection. As prior work has found that LLMs use different weight vectors \mathbf{v}_i^l in FFNs to store different information (§2), we restrict the weight updates for injection to these vectors, keeping the rest of the model parameters frozen. We only let a small fraction of weight vectors store the new sequence. Specifically, for each sequence, we randomly sample $r\%$ of the weight vectors $\{\mathbf{v}_1^l, \dots, \mathbf{v}_{d_2}^l\}_{l=1}^L$ across all L layers, and then fine-tune the chosen weights to memorize the newly introduced sequence x . We experiment with injection ratio $r = \{0.1, 1\}$, respectively. To simulate how LLMs learn data during pretraining, we use normal language modeling loss on the entire sequence of x (Eq. 17 in the Appendix) to fine-tune the weights. We keep fine-tuning until LLMs reach a loss < 0.05 to ensure the new sequence x is well memorized. Note that we always initialize from the pretrained LLM weights to inject each sequence independently, not sequentially, into its uniquely sampled weight vectors.

Evaluation. After injection, we apply different localization methods to the fine-tuned model. We test if they can discover the indices of the fine-tuned weights, i.e., locating the neurons responsible for the memorization of the injected target sequence. Specifically, we let a method predict top- K neurons at each layer¹ and calculate the Recall@ K of the predicted neurons to the ground-truth neurons. The left part of Figure 1 illustrates the evaluation.

4.2 The DEL Benchmark

INJ Benchmark answers if we have good localization methods; however, it does not study if LLMs actually use a small set of weights to memorize a

¹We study the alternative that predicts top- K neurons across layers in A.2, which shares highly consistent results.

pretrained sequence. We complement this in DEL Benchmark. First, we collect a set of memorized pretrained sequences for each LLM (see §6), and then apply localization methods to identify a small set of neurons responsible for memorizing each sequence. Without ground truth, we adopt the knock-outs approach (Li et al., 2016; Wang et al., 2022; Geva et al., 2023) for evaluation, which turns off a set of nodes in the computational graph to observe their importance to certain model behavior. Here, we drop out the located neurons to observe how much they account for memorizing a sequence. We define two memorization scores: Accuracy and Levenshtein distance.

Accuracy. Recall that a sequence $x = (p, s)$ consists of a prefix p , used the prefix as the prompt to an LLM f_θ , and a suffix s . Accuracy evaluates the percentage of generating the correct suffix tokens with teacher-forcing and argmax decoding. Formally,

$$\hat{s}_t = \operatorname{argmax}_{w \in \text{Voc}} P_\theta(w|p, s_{<t}), t = 1, \dots, T \quad (4)$$

$$\text{Accuracy} = \frac{1}{T} \sum_{t=1}^T \mathbb{1}\{\hat{s}_t = s_t\}, \quad (5)$$

where T is the suffix sequence length, \hat{s}_t the t -th generated token, s_t the t -th ground-truth token, $s_{<t}$ denotes $[s_1, \dots, s_{t-1}]$, P_θ denotes the probability distribution of f_θ , and Voc the vocabulary of tokens. A high Accuracy indicates good memorization of the sequence x .

Levenshtein distance. The accuracy score is defined at a token level. For some memorized sequences, such as “pi is 3.14159265”, because a token may contain several characters (e.g., “159”, “265”), it is more reasonable to define a memorization score at the character level. With Eq. 4, we have $\hat{s} = [\hat{s}_1, \dots, \hat{s}_T]$. We calculate Levenshtein distance (Levenshtein, 1965) between the generated suffix \hat{s} and the ground-truth suffix s . A low Levenshtein distance indicates good memorization of the sequence.

Evaluation. Similar to INJ Benchmark, we let each localization method predict top- K neurons every layer, but exclude the bottommost layer². A successful localization method should make LLMs for-

²The bottommost layer is mostly responsible for processing basic syntactic information (Tenney et al., 2019). We observe that dropping out neurons in the bottommost layer can easily hurt LLMs’ overall generation ability.

get the target sequence (large changes in memorization scores), but still remember the others (small changes in memorization scores) after dropping out the predicted neurons. Each time we evaluate one target sequence and name the rest of the memorized sequences as its negative examples. We also calculate the absolute change in perplexity after dropout, on a batch of 2048 sequences sampled from the Pile-dedupe (Gao et al., 2021), to evaluate if the general language modeling ability is intact.

Our evaluation shares some similarities with that of model editing (Sinitsin et al., 2020; Mitchell et al., 2022). However, unlike Meng et al. (2022) that edits the located weights with gradients, we limit our operation to neuron dropout. We argue that dropout is a better way observe to localization success. Because dropout has much less freedom in changing LLMs behavior compared to gradient updates, we can confidently attribute results to the located neurons instead of the magnitude of gradients or optimization convergence.

5 Localization Methods

We benchmark five localization methods, including existing methods for localization and two new ones we adapt from network pruning. Denote n_i^l as the i -th neuron at the l -th FFN layer. All methods assign an attribution score $\mathcal{A}^l(i)$ to each neuron n_i^l , denoting its importance in memorizing a target sequence x . In evaluation, we set a value k and use the top- $k\%$ of neurons at each layer in terms of attribution score as the located neurons for x .

Several methods involve calculating the language modeling loss of an LLM f_θ on the suffix of the target sequence $x = (p, s)$. We name it memorization loss, denoted as $\ell_\theta^{\text{mem}}(x)$. Formally,

$$\ell_\theta^{\text{mem}}(x) = \frac{1}{T} \sum_{t=1}^T -\log P_\theta(s_t | p, s_{<t}) \quad (6)$$

For every sequence x in the INJ Benchmark, because our injection process ensures that the entire sequence is well memorized, we simply set the first token x_1 as the prefix p , and the rest of the tokens in the sequence as the suffix s .

ZERO-OUT is a brute-force search method, which drops out neurons one by one and uses the change in memorization loss on sequence x as the attribution score to each neuron n_i^l :

$$\mathcal{A}^l(i) = \ell_{\theta \setminus n_i^l}^{\text{mem}}(x) - \ell_\theta^{\text{mem}}(x) \quad (7)$$

We denote $\ell_{\theta \setminus n_i^l}^{\text{mem}}$ as the memorization loss of the LLM f_θ after dropping out a neuron n_i^l . The larger the change in the loss, the more important the neuron is for memorization. ZERO-OUT is closely related to the occlusion-based attribution method (Zeiler and Fergus, 2014).

ACTIVATIONS. Geva et al. (2021, 2022) show that FFN layers function as memory retrieval, where we can view the neuron activation h_i^l as the memory coefficients (see §2). Thus, we set the attribution $\mathcal{A}^l(i)$ as the absolute value of h_i^l multiplied by the vector norm of \mathbf{v}_i^l , averaged across the suffix length T :

$$\mathcal{A}^l(i) = \frac{1}{T} \sum_{t=1}^T |h_{i,t}^l| \|\mathbf{v}_i^l\|, \quad (8)$$

where $h_{i,t}^l$ denotes the activation at the t -th timestep, when the input consists of all the tokens before s_t , $[p, s_{<t}]$.

IG. Dai et al. (2022) apply integrated gradients (Sundararajan et al., 2017), which explains the relationship between a model’s predictions in terms of its features (here, neurons), to identify knowledge neurons. We benchmark this method in finding memorization neurons. Denote $P(\hat{h}_t^l)$ as the LLM output probability of token s_t if we replace the original hidden state at the l -th layer, $h_t^l \in \mathbb{R}^{d_2}$, with a new hidden state $\hat{h}_t^l \in \mathbb{R}^{d_2}$:

$$P(\hat{h}_t^l) = P_\theta(s_t | p, s_{<t}, \hat{h}_t^l) \quad (9)$$

To calculate the integrated gradients along the i -th neuron dimension, we gradually change \hat{h}_t^l from a zero vector to the original hidden state h_t^l , and cumulating the gradients of $P(\cdot)$ along the i -th dimension. Finally, we get the attribution score $\mathcal{A}^l(i)$ by averaging the integrated gradients across the suffix length T :

$$\mathbf{IG}_i(z) := z_i \int_{\alpha=0}^1 \frac{\partial P(\alpha z)}{\partial z_i} d\alpha, \quad (10)$$

$$\mathcal{A}^l(i) = \frac{1}{T} \sum_{t=1}^T \mathbf{IG}_i(h_t^l) \quad (11)$$

where $\mathbf{IG}_i(h_t^l)$ is the integrated gradients along the i -th neuron dimension in the l -th layer at the t -th timestep, when the input is $[p, s_{<t}]$. We follow Sundararajan et al. (2017) to compute Riemann sum to approximate Eq. 10, which uses a fixed number of intervals to approximate the integrals.

SLIMMING. We introduce SLIMMING, a new localization method from prior work on model pruning (Liu et al., 2017; Chen et al., 2021). The original applications aim to reduce the model size by finding a subnetwork that can achieve a low loss on the task (e.g., image classification); here, we are to find a small set of neurons that are crucial for maintaining a low memorization loss $\ell_\theta^{\text{mem}}(x)$ on *one* target sequence x (Eq. 6). Specifically, SLIMMING minimizes the memorization loss while learning a sparse mask $m^l \in \mathbb{R}^{d_2}$ on the hidden state h^l in every layer, with mask value m_i^l on neuron n_i^l . At each layer, we transform h^l to $h^l \odot m^l$ before computing further layers, where \odot denotes element-wise multiplication. The sparsity encourages the LLM to use only a small set of neurons to recall a piece of memory. All the weights of the LLM are kept frozen during the training; only the mask m^l is learnable. Formally,

$$\min_{m^l} \ell_\theta^{\text{mem}}(x) + \lambda \sum_{l=1}^L \|m^l\|_1, \quad (12)$$

where λ is the hyperparameter to balance the memorization loss and the L_1 sparsity regularization on the mask. We initialize every mask value m_i^l as 1 and clip it to $[0, 1]$ during training. After training, we set the attribution score $\mathcal{A}^l(i) = m_i^l$, as m_i^l learns the importance of the existence of a neuron to the memorization loss. We learn the mask for each sequence independently.

HARD CONCRETE. The limitation of SLIMMING is that it tends to assign mask values m_i^l between 0 and 1 on most neurons, which creates a mismatch between training and testing: during testing, we either activate (equivalent to setting $m_i^l = 1$) or drop out ($m_i^l = 0$) a neuron. Thus, we adapt another pruning method HARD CONCRETE (Louizos et al., 2018; Zheng et al., 2022) for localization, which improves over SLIMMING by forcing the mask close to binary. Similar to SLIMMING, HARD CONCRETE learns parameters $m^l \in \mathbb{R}^{d_2}$ in every layer. But instead of directly using m^l as the mask, with reparametrization tricks, the mask \bar{m}^l in HARD CONCRETE is a random variable (r.v.) that depends on m^l . Specifically, HARD CONCRETE derives the mask value \bar{m}_i^l from a binary concrete (Maddison et al., 2017; Jang et al., 2017) random variable, \hat{m}_i^l . A binary concrete distribution $\hat{m}_i^l \sim \text{Concrete}(m_i^l, \beta)$ is parameterized by the location m_i^l and temperature β . When

the hyperparameter $\beta \rightarrow 0$, sampling from the binary concrete distribution is identical to sampling from a Bernoulli distribution but loses the differentiable property. With $\beta > 0$, we allow gradient-based optimization of parameter m_i^l through the reparametrization. Formally,

$$u_i \sim \mathcal{U}(0, 1), \quad (13)$$

$$\hat{m}_i^l = \sigma \left(\frac{1}{\beta} \left(\log \frac{u_i}{1 - u_i} + \log m_i^l \right) \right), \quad (14)$$

where σ denotes the sigmoid function and u_i is a r.v. sampled from uniform distribution $\mathcal{U}(0, 1)$. Louizos et al. (2018) obtain the hard concrete r.v. \bar{m}_i^l by first stretching the binary concrete r.v. \hat{m}_i^l from the interval $(0, 1)$ to (γ, ζ) , where $\gamma = -0.1, \zeta = 1.1$, and then clip the value to the $[0, 1]$ interval:

$$\bar{m}_i^l = \min \left(1, \max \left(0, \hat{m}_i^l \cdot (\zeta - \gamma) + \gamma \right) \right)$$

They then use L_0 regularization to encourage sparsity on the weights after applying the mask \bar{m}^l . With reparametrization, we have:

$$\mathcal{R}(\bar{m}^l) = \sum_{i=1}^{d_2} \sigma \left(\log m_i^l - C \right), \quad (15)$$

where $C = \beta \log \frac{-\gamma}{\zeta}$ is a constant.

To learn the parameters m^l , we freeze the LLM weights θ and simultaneously optimize the memorization loss on the target sequence x and the sparsity loss $\mathcal{R}(\bar{m}^l)$. Formally,

$$\min_{m^l} \ell_\theta^{\text{mem}}(x) + \lambda \sum_{l=1}^L \mathcal{R}(\bar{m}^l), \quad (16)$$

Similar to SLIMMING, we set the attribution score $\mathcal{A}^l(i) = m_i^l$ for HARD CONCRETE.

6 Data for DEL Benchmark

6.1 Data Collection

We collect a set of sequences memorized by each LLM. For Pythia-dedupe models, their pretrained data the Pile-dedupe is open-sourced, where each sequence consists of 2049 tokens³. Therefore, we can directly run Pythia on the pretrained sequences and use Accuracy and Levenshtein distance to identify the memorized ones. Specifically, we first randomly sample a subset of 102400 pretrained

³<https://github.com/EleutherAI/pythia>

Category	Examples	Count
Quotes	Shakespeare (5), Trump (5), Martin Luther King, Churchill, Lincoln, Newton, Steve Jobs	17
Quotes (Book)	Bible (6), The Great Gatsby, Dune, A Tale of Two Cities, Pride and Prejudice, 1984	14
Ordered items	Canadian Provinces and Territories, Zodiac Signs, US Presidents, Bengali alphabets	11
Terms of use	MIT License, Open Game License, Vaughn Live’s guidelines, Drug Dosage Disclaimer	10
Poems	The Road Not Taken, The Second Coming, Ozymandias, No Man is an Island	9
Code	Html, long regex, GitHub	9
Contact Info	White House Address, Google HQ Address, Jon Hilsenrath’s email	7
URLs	Reddit URL, file link	5
Others	Citation, configuration, cookie, error logs, meme, Lorem Ipsum, national anthem, long COINBASE ID, Pi digits, Declaration of Independence, Bill of Rights	23

Table 1: Summary of the 105 data that GPT2-XL can memorize.

sequences and search for memorized ones within. For each sequence, we use the first 32 tokens as the prefix p to prompt the LLM. If the LLM can reconstruct the suffix of 48 tokens, we consider the sequence to be memorized; we use the following filters to determine if the suffix is well reconstructed.

First, we filter out sequences with Accuracy (Eq. 5) lower than 0.9. Second, we use greedy decoding to generate the suffix $\hat{s} = [\hat{s}_1, \dots, \hat{s}_{48}]$, where $\hat{s}_t = \arg\max_{w \in \text{Voc}} P_\theta(w|p, \hat{s}_{<t})$. We then calculate the Levenshtein distance between the ground-truth suffix and the generated one, filtering out those with a distance greater than 20 characters. Third, while LLMs can memorize data with repetitive tokens, e.g., data with the same character repeating hundreds of times, we are not interested in these data. Thus, we filter out sequences with less than 16 distinct tokens in the suffix. Finally, we deduplicate the remaining sequences, where two sequences with a Jaccard Index (Jaccard, 1912) higher than 0.05 are considered duplicated; here, we follow Lee et al. (2022) to represent each sequence by a set of 5-grams. Among a set of duplicates, we select the one with the lowest Levenshtein distance in the second step and discard the others. After filtering, we obtain 505 memorized sequences from the Pile-dedupe for each Pythia model.

For GPT2-XL, we do not have access to its pre-

trained corpus. We first apply the same process discussed above to automatically search for memorized sequences from subsets of Common Crawl, the Pile-dedupe, and Wikipedia, but find GPT2-XL unable to memorize these data near verbatim, probably because OpenAI carefully preprocesses the data before training GPT2. Specifically, less than 10 sequences remain after our filtering steps. Thus, we actively search for potentially memorized data, such as famous poems and quotes. We identify 105 memorized sequences and manually categorize them (see Table 1), including 31 examples from Carlini et al. (2021). While automatic search tends to find templated texts or uninteresting data with repetitive tokens (Zhang et al., 2021), our manually searched data have better quality and enable us to study memorization within and across categories.

We sample 5 sequences as the dev set for hyperparameter tuning, using the rest of the collected data as the test set (100 sequences for GPT2-XL, 500 sequences for Pythia-dedupe-2.8B and Pythia-dedupe-6.9B). The hyperparameters include the number of intervals in Riemann sum for integral approximation in IG; the temperature β and the initialization of parameters m^l in HARD CONCRETE; the learning rate, the number of training epochs, and λ , which balances the memorization loss and the sparsity loss, in SLIMMING and HARD CONCRETE. We observe that both SLIMMING and HARD CONCRETE are sensitive to the choice of hyperparameters.

6.2 Quantifying Memorization

We evaluate the memorization scores of different LLMs on the collected data before we drop out any neurons, where we average the scores across examples. Table 2 shows that all LLMs have a high average Accuracy (near 1.0) and low Levenshtein distance to the ground truth (~ 1 character),

	Accuracy	Dist.	Perplexity
GPT2-XL	0.993	0.48	10.18
Pythia-2.8B	0.988	1.07	5.58
Pythia-6.9B	0.997	0.20	5.24

Table 2: LLMs performance before dropout. The high Accuracy and low Levenshtein distance (Dist.) on our collected data show that the data are indeed well memorized by LLMs. We calculate the perplexity on sampled Pile-dedup data.

	GPT2 124M			GPT2-XL 1.5B			Pythia-deduped 2.8B			Pythia-deduped 6.9B		
	R@1%	R@2%	R@5%	R@1%	R@2%	R@5%	R@1%	R@2%	R@5%	R@1%	R@2%	R@5%
<i>ratio = 1%</i>												
HARD CONCRETE	49.5	70.2	87.4	29.7	37.1	48.1	34.3	50.1	72.1	36.8	55.1	76.4
SLIMMING	48.1	66.7	80.7	19.3	29.2	41.1	37.0	50.7	61.5	39.9	55.1	66.5
ZERO-OUT	24.9	37.5	53.8	4.1	7.2	13.7	10.6	15.0	21.4	-	-	-
IG	20.5	32.1	49.9	4.3	7.2	13.3	11.6	16.9	23.9	12.8	18.7	27.2
ACTIVATIONS	3.0	5.2	13.3	2.1	5.0	12.0	7.8	12.8	30.5	7.9	12.4	27.3
RANDOM	1.0	2.0	5.0	1.0	2.0	5.0	1.0	2.0	5.0	1.0	2.0	5.0
<i>ratio = 0.1%</i>												
	@0.1%	@0.2%	@0.5%	@0.1%	@0.2%	@0.5%	@0.1%	@0.2%	@0.5%	@0.1%	@0.2%	@0.5%
HARD CONCRETE	56.4	79.6	93.7	47.5	59.1	68.0	48.5	67.3	86.7	46.4	66.3	82.3
SLIMMING	58.9	83.5	94.4	35.4	55.9	69.5	48.3	63.5	73.9	48.5	60.9	71.0
ZERO-OUT	54.1	77.8	90.9	14.3	21.8	31.9	16.5	21.1	26.6	-	-	-
IG	53.5	74.1	84.8	13.8	20.3	29.7	18.0	23.3	30.2	29.3	34.4	39.6
ACTIVATIONS	11.1	26.5	51.5	7.5	15.9	30.6	21.6	34.6	52.5	34.0	45.9	59.5
RANDOM	0.1	0.2	0.5	0.1	0.2	0.5	0.1	0.2	0.5	0.1	0.2	0.5

Table 3: INJ Benchmark. We experiment with injection ratio = $\{1\%, 0.1\%\}$ and report the Recall@ $k\%$ scores of different localization methods, averaged across the dataset. We do not run ZERO-OUT on Pythia-6.9B due to the heavy computational cost.

meaning that the data we collect are indeed well memorized. In addition, the perplexity of different LLMs are reasonable compared with the ones reported by Wang (2021), indicating that it is fair to use our sampled batch of Pile-dedup data to evaluate perplexity.

7 Experiments

7.1 INJ Benchmark Results

Table 3 shows the average recall scores of different localization methods on four LLMs. When the injection ratio is 1% (the upper table), there are 1% of neurons corresponding to the weights injected with the new sequence, and we let every method predict $\{1, 2, 5\}\%$ of neurons at each layer. When the injection ratio is 0.1% (the lower table), every method predicts $\{0.1, 0.2, 0.5\}\%$ of neurons at each layer. We also experiment with the alternative that predicts top neurons across layers in Appendix A.2, which shows consistent results with Table 3 but has lower recall overall. Given a set of ground-truth neurons \mathcal{S} and a set of predicted neurons $\hat{\mathcal{S}}$, the recall is $\frac{|\mathcal{S} \cap \hat{\mathcal{S}}|}{|\hat{\mathcal{S}}|}$. Predicting more neurons increases the recall.

All methods in §5 can do localization. First, we show that all five localization methods greatly outperform the RANDOM baseline, which randomly predicts the same number of neurons at each layer. Interestingly, when we change the injection ratio from 1% to 0.1%, although RANDOM has $10\times$ lower recall scores, all other methods actually achieve higher recall. We hypothesize that when

the injection ratio is lower, the information is more concentrated in the injected weights; thus, it is easier for a localization method to identify them.

Pruning-based methods perform the best.

SLIMMING and HARD CONCRETE, the new localization methods we adapt from pruning, substantially outperform the other methods across all setups. Specifically, HARD CONCRETE achieves Recall@0.5% higher than 80 in three out of four LLMs, demonstrating its localization ability for memorized data. ZERO-OUT and IG perform similarly across different setups. They outperform the simple method ACTIVATIONS in general, but are much more computationally expensive than the other methods (see A.3). With the direct evaluation results of INJ Benchmark, we now are confident that we do have good localization methods. In the next section, we further apply our methods to the real-world scenario, locating neurons for data that pretrained LLMs have already memorized.

7.2 DEL Benchmark Results

We let every method predict $\{0.1, 0.5\}\%$ of neurons in each layer that are responsible for memorizing a target sequence. Table 4 shows if dropping out the predicted neurons makes an LLM forget the target sequence itself (Self), while still memorizing the others (Neg) and keeping the perplexity (Rand-PPL) intact. We evaluate one target sequence at a time and report the average absolute changes (Δ) in Accuracy (Acc), Levenshtein distance (Dist), and perplexity after dropout.

dropout ratio =	Δ Self-Acc \downarrow		Δ Self-Dist \uparrow		Δ Neg-Acc \uparrow		Δ Neg-Dist \downarrow		Δ Rand-PPL \downarrow	
	0.1%	0.5%	0.1%	0.5%	0.1%	0.5%	0.1%	0.5%	0.1%	0.5%
GPT2-XL 1.5B										
HARD CONCRETE	-0.346	-0.571	42.9	74.0	-0.024	-0.048	2.5	5.4	0.03	0.11
SLIMMING	-0.305	-0.578	37.7	75.4	-0.035	-0.064	4.1	7.5	0.02	0.17
ZERO-OUT	-0.298	-0.461	33.0	55.2	-0.031	-0.048	3.5	5.5	0.03	0.09
IG	-0.258	-0.408	27.0	46.0	-0.022	-0.034	2.3	3.7	0.01	0.05
ACTIVATIONS	-0.148	-0.295	16.9	36.4	-0.030	-0.047	3.1	5.4	0.11	0.16
RANDOM	-0.002	-0.005	0.2	0.4	-0.002	-0.005	0.1	0.4	0.00	0.03
Pythia-deduped 2.8B										
HARD CONCRETE	-0.290	-0.532	55.3	99.8	-0.037	-0.105	7.7	22.1	0.23	0.56
SLIMMING	-0.174	-0.451	32.9	80.8	-0.033	-0.070	6.6	13.9	0.26	0.49
ZERO-OUT	-0.148	-0.259	26.4	45.2	-0.011	-0.025	2.1	5.0	0.21	0.35
IG	-0.167	-0.303	29.1	52.5	-0.009	-0.021	1.8	4.4	0.09	0.18
ACTIVATIONS	-0.130	-0.255	27.5	52.2	-0.031	-0.061	6.6	12.9	0.11	0.20
RANDOM	-0.001	-0.003	0.1	0.5	-0.001	-0.003	0.2	0.5	0.00	0.02
Pythia-deduped 6.9B										
HARD CONCRETE	-0.292	-0.577	58.5	109.9	-0.038	-0.147	8.7	32.6	0.16	0.52
SLIMMING	-0.241	-0.487	48.8	92.1	-0.042	-0.113	9.1	23.6	0.23	0.58
IG	-0.169	-0.323	31.4	57.8	-0.023	-0.049	5.3	11.5	0.27	0.37
ACTIVATIONS	-0.115	-0.268	25.5	51.5	-0.025	-0.081	5.5	17.2	0.12	0.45
RANDOM	-0.001	-0.002	0.1	0.4	-0.001	-0.002	0.1	0.3	0.00	0.02

Table 4: DEL Benchmark. We test how Accuracy (Acc) and Levenshtein distance (Dist) change on the target sequence (Self) and the other memorized sequences (Neg) after dropping out $\{0.1, 0.5\}\%$ of neurons, where the neurons are predicted by different localization methods and the scores are averaged across the dataset. Δ Random-PPL denotes the change in LLM perplexity on a large random batch of data after dropout. HARD CONCRETE is the most effective method in erasing the target sequence itself, while IG can best maintain the LLM performance on unrelated data (Neg and Rand) after dropout.

Tradeoff between effectiveness and specificity.

We find SLIMMING and HARD CONCRETE much more effective than other methods in erasing the target sequence itself. However, they are worse at maintaining LLM memorization of the negative examples and the perplexity of random data. For example, dropping out 0.5% of neurons predicted by SLIMMING in GPT2 effectively decreases Accuracy by 57.8% and increases 75.4 characters in Levenshtein distance on the target sequence, but it hurts the Accuracy on negative examples by 6.4% and increases an average of 7.5 characters in distance. On the other hand, IG achieves the best performance on negative examples and perplexity, but it is not as successful in erasing the target sequence itself. Interestingly, although ZERO-OUT assigns the attribution scores with a leave-one-out approach, which shares similarities with the dropout evaluation, it does not perform the best on either the target sequence or negative examples. This implies that measuring the individual neuron effect (ZERO-OUT) has a limited indication of the collective effect of dropping out many neurons at the

same time. Overall, our results show the challenge for methods to effectively and specifically locate the target sequence at the same time.

Two benchmarks are consistent in rankings.

The INJ Benchmark and the Self- part of the DEL Benchmark show consistent rankings: HARD CONCRETE performs slightly better than SLIMMING, followed by ZERO-OUT and IG, ACTIVATIONS performs the worst but still substantially outperforms RANDOM. Note that INJ Benchmark solely evaluates the injected target sequences, because we do not have the ground-truth neurons of negative examples, which are memorized pretrained data.

All methods show evidence in localization.

We find that randomly dropping out the same number of neurons (RANDOM) barely changes the LLM behavior. In comparison, all five localization methods successfully identify neurons that contribute much more to memorizing the target sequence than negative examples. This is positive evidence of their localization ability on real-world memorized pretrained data.

Memorization in category. We further analyze whether the negative examples affected by dropout belong to the same data category of the target sequence. Figure 2 shows the confusion matrix on a subset of GPT2 memorized data, where each row shows how dropping out 0.5% of the neurons predicted by HARD CONCRETE on a target sequence changes the Accuracy of other sequences, individually. We group data under the same category in adjacent rows to better observe if the predicted neurons of a target sequence are also important to sequences within the same category.

We find HARD CONCRETE often confuses data within the same category, most notably in the Address category consisting of mail addresses, where dropping out the neurons of an address sequence also causes great Accuracy drops on other addresses. We also find confusion across the Poems, Shakespeare, and Bible categories, where all of them are quotes. We have two hypotheses to explain the confusion: (1) HARD CONCRETE struggles to accurately pinpoint neurons that are specific to a target sequence, and (2) GPT2 actually uses a shared set of neurons to memorize several related data. For example, GPT2 may have a small set of Address neurons that are responsible for different addresses, which share a similar format and have relatively high lexical overlaps. In the case of quotes, when collecting the data, we encounter several web pages containing famous quotes from different poems and books; such concurrences may also appear multiple times in the pretrained corpus and may explain why in Figure 2, a small set of neurons (a row) affect quotes from different sources. In Appendix, we include the confusion matrices of other localization methods in Figure 4, where all share a similar pattern with Figure 2. We also include the matrix of the entire dataset in Figure 3, which shows similar findings.

8 Related Work and Discussion

8.1 Localization

Localization aims to interpret a specific model component, including neurons, layers, or subnetworks. For example, Dai et al. (2022) identify a small set of knowledge neurons for each relational fact in BERT. Meng et al. (2022) locate relational facts to middle FFN layers in autoregressive LLMs, specifically when the model processes the last token of the subject. In contemporaneous work, Bayazit et al. (2023) propose a differentiable weight mask-

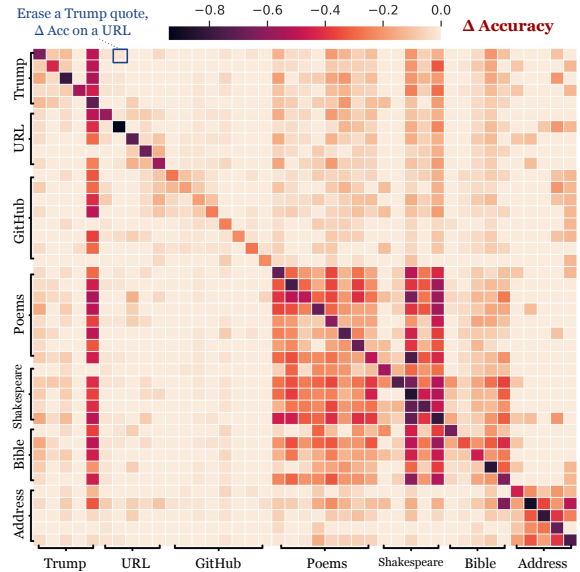


Figure 2: Confusion matrix of HARD CONCRETE on a subset of data memorized by GPT2-XL. We study the memorization of data intra- and inter-categories.

ing method to discover sparse subnetwork in GPT2 responsible for specific knowledge. In comparison, we are the first to benchmark different localization methods, including knowledge neurons (IG) and a differentiable masking method, HARD CONCRETE. Although both our paper and previous research investigate the storage of information in LLMs, we argue that LLM memorizing a sequence (our focus) is very different from learning a type of knowledge. Memorization means reproducing a long sequence verbatim, emphasizing the exact match between the generated and actual sequences. In contrast, knowledge, often represented as a <subject, relation, object> triplet, occurs in variable contexts, where paraphrases are treated as equivalent expressions of the same knowledge. Studying localization of verbatim memorization is important, as it allows us to pinpoint which model component is responsible for unintentionally memorized data, and thus could help develop machine unlearning strategy.

Our paper is similar in some ways to Maini et al. (2023), where they study neurons corresponding to model memorizing mislabeled examples in image classification tasks. However, our motivations are completely different: we drop out predicted neurons to measure their effect on memorization, while they drop out pre-allocated neurons tied to memorization to prevent overfitting.

9 Conclusion

We propose two benchmarking approaches to define the success of LLM localization, with a specific focus on locating a small set of neurons in an LLM that are responsible for memorizing a sequence. INJ Benchmark enables direct evaluation of localization methods under a well-controlled setup, while DEL Benchmark evaluates methods in the real-world scenario, using neuron knockouts to approach localization success. The two benchmarks complement each other and show consistent rankings of methods. We find promising localization ability of all five methods we evaluate, especially for HARD CONCRETE, a new localization method we introduce from network pruning. Meanwhile, we find all methods confuse data in the same or related categories, indicating that either they do a more coarse-grained localization in LLMs, or neurons in LLMs are actually responsible for memorizing multiple related sequences.

Acknowledgements

We thank Johnny Wei, Eric Wallace, and Ameya Godbole for their help on finding memorized data. We thank Cheng-Han Chiang for helpful discussions on model editing. We thank Wang Zhu, Ting-Rui Chiang, Joshua Robinson, Lee Kezar, Deqing Fu, Anthony Liang, Ta-Chung Chi, Yi-Lin Tuan, and Yau-shian Wang for their valuable feedback. We thank USC NLP cluster admin for their great work on keeping the servers functional. This work was funded in part by gifts from Open Philanthropy and Cisco Research.

References

- Deniz Bayazit, Negar Foroutan, Zeming Chen, Gail Weiss, and Antoine Bosselut. 2023. Discovering knowledge-critical subnetworks in pretrained language models. *arXiv preprint arXiv:2310.03084*.
- Stella Biderman, Hailey Schoelkopf, Quentin Anthony, Herbie Bradley, Kyle O’Brien, Eric Hallahan, Mohammad Aflah Khan, Shivanshu Purohit, USVSN Sai Prashanth, Edward Raff, Aviya Skowron, Lintang Sutawika, and Oskar van der Wal. 2023. *Pythia: A suite for analyzing large language models across training and scaling*.
- Lucas Bourtole, Varun Chandrasekaran, Christopher A Choquette-Choo, Hengrui Jia, Adelin Travers, Baiwu Zhang, David Lie, and Nicolas Papernot. 2021. Machine unlearning. In *2021 IEEE Symposium on Security and Privacy (SP)*, pages 141–159. IEEE.
- Yinzhi Cao and Junfeng Yang. 2015. Towards making systems forget with machine unlearning. In *2015 IEEE symposium on security and privacy*, pages 463–480. IEEE.
- Nicholas Carlini, Chang Liu, Úlfar Erlingsson, Jernej Kos, and Dawn Song. 2019. The secret sharer: Evaluating and testing unintended memorization in neural networks. In *28th USENIX Security Symposium (USENIX Security 19)*, pages 267–284.
- Nicholas Carlini, Florian Tramer, Eric Wallace, Matthew Jagielski, Ariel Herbert-Voss, Katherine Lee, Adam Roberts, Tom Brown, Dawn Song, Úlfar Erlingsson, et al. 2021. Extracting training data from large language models. In *30th USENIX Security Symposium (USENIX Security 21)*, pages 2633–2650.
- Xiaohan Chen, Yu Cheng, Shuohang Wang, Zhe Gan, Zhangyang Wang, and Jingjing Liu. 2021. *Early-BERT: Efficient BERT training via early-bird lottery tickets*. In *Proceedings of the 59th Annual Meeting of the Association for Computational Linguistics and the 11th International Joint Conference on Natural Language Processing (Volume 1: Long Papers)*, pages 2195–2207, Online. Association for Computational Linguistics.
- Roi Cohen, Eden Biran, Ori Yoran, Amir Globerson, and Mor Geva. 2023. *Evaluating the ripple effects of knowledge editing in language models*. *ArXiv preprint*, abs/2307.12976.
- Damai Dai, Li Dong, Yaru Hao, Zhifang Sui, Baobao Chang, and Furu Wei. 2022. *Knowledge neurons in pretrained transformers*. In *Proceedings of the 60th Annual Meeting of the Association for Computational Linguistics (Volume 1: Long Papers)*, pages 8493–8502, Dublin, Ireland. Association for Computational Linguistics.
- Leo Gao, Stella Biderman, Sid Black, Laurence Golding, Travis Hoppe, Charles Foster, Jason Phang, Horace He, Anish Thite, Noa Nabeshima, et al. 2021. *The pile: An 800gb dataset of diverse text for language modeling*. *ArXiv preprint*, abs/2101.00027.
- Mor Geva, Jasmijn Bastings, Katja Filippova, and Amir Globerson. 2023. *Dissecting recall of factual associations in auto-regressive language models*. *ArXiv preprint*, abs/2304.14767.
- Mor Geva, Avi Caciularu, Kevin Wang, and Yoav Goldberg. 2022. *Transformer feed-forward layers build predictions by promoting concepts in the vocabulary space*. In *Proceedings of the 2022 Conference on Empirical Methods in Natural Language Processing*, pages 30–45, Abu Dhabi, United Arab Emirates. Association for Computational Linguistics.
- Mor Geva, Roei Schuster, Jonathan Berant, and Omer Levy. 2021. *Transformer feed-forward layers are key-value memories*. In *Proceedings of the 2021 Conference on Empirical Methods in Natural Language Processing*, pages 5484–5495, Online and Punta Cana, Dominican Republic. Association for Computational Linguistics.

- Anshita Gupta, Debanjan Mondal, Akshay Krishna Sheshadri, Wenlong Zhao, Xiang Lorraine Li, Sarah Wiegreffe, and Niket Tandon. 2023. [Editing commonsense knowledge in gpt](#). *ArXiv preprint*, abs/2305.14956.
- Song Han, Huizi Mao, and William J Dally. 2015. [Deep compression: Compressing deep neural networks with pruning, trained quantization and huffman coding](#). *ArXiv preprint*, abs/1510.00149.
- Peter Hase, Mohit Bansal, Been Kim, and Asma Ghan-deharioun. 2023. [Does localization inform editing? surprising differences in causality-based localization vs. knowledge editing in language models](#). *ArXiv preprint*, abs/2301.04213.
- Babak Hassibi and David Stork. 1992. Second order derivatives for network pruning: Optimal brain surgeon. *Advances in neural information processing systems*, 5.
- Jason Hoelscher-Obermaier, Julia Persson, Esben Kran, Ioannis Konstas, and Fazl Barez. 2023. [Detecting edit failures in large language models: An improved specificity benchmark](#). *ArXiv preprint*, abs/2305.17553.
- Paul Jaccard. 1912. The distribution of the flora in the alpine zone. 1. *New phytologist*, 11(2):37–50.
- Eric Jang, Shixiang Gu, and Ben Poole. 2017. [Categorical reparameterization with gumbel-softmax](#). In *5th International Conference on Learning Representations, ICLR 2017, Toulon, France, April 24-26, 2017, Conference Track Proceedings*. OpenReview.net.
- Jooyoung Lee, Thai Le, Jinghui Chen, and Dongwon Lee. 2023. Do language models plagiarize? In *Proceedings of the ACM Web Conference 2023*, pages 3637–3647.
- Katherine Lee, Daphne Ippolito, Andrew Nystrom, Chiyuan Zhang, Douglas Eck, Chris Callison-Burch, and Nicholas Carlini. 2022. [Deduplicating training data makes language models better](#). In *Proceedings of the 60th Annual Meeting of the Association for Computational Linguistics (Volume 1: Long Papers)*, pages 8424–8445, Dublin, Ireland. Association for Computational Linguistics.
- Eric Lehman, Sarthak Jain, Karl Pichotta, Yoav Goldberg, and Byron Wallace. 2021. [Does BERT pre-trained on clinical notes reveal sensitive data?](#) In *Proceedings of the 2021 Conference of the North American Chapter of the Association for Computational Linguistics: Human Language Technologies*, pages 946–959, Online. Association for Computational Linguistics.
- Vladimir I. Levenshtein. 1965. [Binary codes capable of correcting deletions, insertions, and reversals](#). *Soviet physics. Doklady*, 10:707–710.
- Jiwei Li, Will Monroe, and Dan Jurafsky. 2016. [Understanding neural networks through representation erasure](#). *ArXiv preprint*, abs/1612.08220.
- Zhuang Liu, Jianguo Li, Zhiqiang Shen, Gao Huang, Shoumeng Yan, and Changshui Zhang. 2017. [Learning efficient convolutional networks through network slimming](#). In *IEEE International Conference on Computer Vision, ICCV 2017, Venice, Italy, October 22-29, 2017*, pages 2755–2763. IEEE Computer Society.
- Christos Louizos, Max Welling, and Diederik P. Kingma. 2018. [Learning sparse neural networks through l₀ regularization](#). In *6th International Conference on Learning Representations, ICLR 2018, Vancouver, BC, Canada, April 30 - May 3, 2018, Conference Track Proceedings*. OpenReview.net.
- Chris J. Maddison, Andriy Mnih, and Yee Whye Teh. 2017. [The concrete distribution: A continuous relaxation of discrete random variables](#). In *5th International Conference on Learning Representations, ICLR 2017, Toulon, France, April 24-26, 2017, Conference Track Proceedings*. OpenReview.net.
- Pratyush Maini, Michael C Mozer, Hanie Sedghi, Zachary C Lipton, J Zico Kolter, and Chiyuan Zhang. 2023. Can neural network memorization be localized? *arXiv preprint arXiv:2307.09542*.
- Kevin Meng, David Bau, Alex Andonian, and Yonatan Belinkov. 2022. Locating and editing factual associations in gpt. *Advances in Neural Information Processing Systems*, 35:17359–17372.
- Eric Mitchell, Charles Lin, Antoine Bosselut, Chelsea Finn, and Christopher D. Manning. 2022. [Fast model editing at scale](#). In *The Tenth International Conference on Learning Representations, ICLR 2022, Virtual Event, April 25-29, 2022*. OpenReview.net.
- Yasumasa Onoe, Michael Zhang, Eunsol Choi, and Greg Durrett. 2022. [Entity cloze by date: What LMs know about unseen entities](#). In *Findings of the Association for Computational Linguistics: NAACL 2022*, pages 693–702, Seattle, United States. Association for Computational Linguistics.
- Yasumasa Onoe, Michael JQ Zhang, Shankar Padmanabhan, Greg Durrett, and Eunsol Choi. 2023. [Can lms learn new entities from descriptions? challenges in propagating injected knowledge](#). *ArXiv preprint*, abs/2305.01651.
- Alec Radford, Jeffrey Wu, Rewon Child, David Luan, Dario Amodei, Ilya Sutskever, et al. 2019. Language models are unsupervised multitask learners. *OpenAI blog*, 1(8):9.
- Anton Sinitin, Vsevolod Plokhhotnyuk, Dmitriy Pyrkun, Sergei Popov, and Artem Babenko. 2020. [Editable neural networks](#). In *8th International Conference on Learning Representations, ICLR 2020, Addis Ababa, Ethiopia, April 26-30, 2020*. OpenReview.net.
- Nitish Srivastava, Geoffrey Hinton, Alex Krizhevsky, Ilya Sutskever, and Ruslan Salakhutdinov. 2014. Dropout: a simple way to prevent neural networks from overfitting. *The journal of machine learning research*, 15(1):1929–1958.

- Mukund Sundararajan, Ankur Taly, and Qiqi Yan. 2017. [Axiomatic attribution for deep networks](#). In *Proceedings of the 34th International Conference on Machine Learning, ICML 2017, Sydney, NSW, Australia, 6-11 August 2017*, volume 70 of *Proceedings of Machine Learning Research*, pages 3319–3328. PMLR.
- Ian Tenney, Dipanjan Das, and Ellie Pavlick. 2019. [BERT rediscovers the classical NLP pipeline](#). In *Proceedings of the 57th Annual Meeting of the Association for Computational Linguistics*, pages 4593–4601, Florence, Italy. Association for Computational Linguistics.
- Om Thakkar, Swaroop Ramaswamy, Rajiv Mathews, and Françoise Beaufays. 2020. [Understanding unintended memorization in federated learning](#). *ArXiv preprint*, abs/2006.07490.
- Ashish Vaswani, Noam Shazeer, Niki Parmar, Jakob Uszkoreit, Llion Jones, Aidan N. Gomez, Lukasz Kaiser, and Illia Polosukhin. 2017. [Attention is all you need](#). In *Advances in Neural Information Processing Systems 30: Annual Conference on Neural Information Processing Systems 2017, December 4-9, 2017, Long Beach, CA, USA*, pages 5998–6008.
- Ben Wang. 2021. Mesh-Transformer-JAX: Model-Parallel Implementation of Transformer Language Model with JAX. <https://github.com/kingoflolz/mesh-transformer-jax>.
- Kevin Wang, Alexandre Variengien, Arthur Conmy, Buck Shlegeris, and Jacob Steinhardt. 2022. [Interpretability in the wild: a circuit for indirect object identification in gpt-2 small](#). *ArXiv preprint*, abs/2211.00593.
- Matthew D Zeiler and Rob Fergus. 2014. Visualizing and understanding convolutional networks. In *Computer Vision—ECCV 2014: 13th European Conference, Zurich, Switzerland, September 6-12, 2014, Proceedings, Part I 13*, pages 818–833. Springer.
- Chiyuan Zhang, Daphne Ippolito, Katherine Lee, Matthew Jagielski, Florian Tramèr, and Nicholas Carlini. 2021. [Counterfactual memorization in neural language models](#). *ArXiv preprint*, abs/2112.12938.
- Rui Zheng, Bao Rong, Yuhao Zhou, Di Liang, Sirui Wang, Wei Wu, Tao Gui, Qi Zhang, and Xuanjing Huang. 2022. [Robust lottery tickets for pre-trained language models](#). In *Proceedings of the 60th Annual Meeting of the Association for Computational Linguistics (Volume 1: Long Papers)*, pages 2211–2224, Dublin, Ireland. Association for Computational Linguistics.

A Appendix

A.1 The Loss for Data Injection

In INJ Benchmark, we use regular language modeling loss to train the LLM f_θ on a new data $x = [x_1, \dots, x_T]$ of T tokens. Formally,

$$\frac{1}{T-1} \sum_{t=2}^T -\log P_\theta(x_t | x_{<t}) \quad (17)$$

Here, the index t starts from 2, because all the LLMs we use (GPT2 and Pythia) do not add <bos> tokens to data when doing language modeling in their pretraining. Therefore, the loss is averaged across $T - 1$ tokens, as there is no loss on the first token x_1 .

A.2 Predicting top neurons across layers

In INJ Benchmark, we randomly sample weights across layers to inject the data, instead of sampling a fixed percentage of weights per layer. Hence, it may seem more natural to predict top- $k\%$ of neurons across layers; we experiment with this alternative in Table 6. However, comparing the results of Table 3 and Table 6, we find that predicting top neurons per layer outperforms predicting top neurons across layers. This is because all localization methods assign larger attribution scores to neurons in the bottom layers, barely predicting neurons in the upper layers if we rank neurons globally.

On the other hand, Table 3 and Table 6 show consistent results. Our findings and the ranking of different methods are coherent whether we rank neurons per layer or globally.

A.3 Computational costs of different methods

Among all five localization methods, ACTIVATIONS is the most computationally efficient, because Eq. 8 only requires one forward pass. Both the pruning-based methods SLIMMING and HARD CONCRETE perform fast, as only the masks are trainable. Calculating integrated gradients (IG) is time-consuming, while ZERO-OUT is the worst, because it leaves out every neuron one by one. We compare the computational cost of different methods on one sequence memorized by Pythia-deduped-6.9B, where each sequence in the collected dataset consists of a 32-token prefix and a 48-token suffix. We follow the common implementation that sets the number of intervals to 20 for Riemann sum in IG. Table 5 shows the elapsed time calculated on a single RTX A6000 48G GPU.

When running IG and ZERO-OUT we patch and batch the activations to reach 99% GPU utilities. Still, applying ZERO-OUT to do localization on one sequence costs 8.5 hours. The collected dataset has 500 test sequences in total. Due to the extremely heavy computation cost, we do not have the results of ZERO-OUT on Pythia-6.9B in DEL Benchmark.

	Time
ACTIVATIONS	~ 0.3 sec
SLIMMING	~ 12 sec
HARD CONCRETE	~ 1 min
IG	~ 43 min
ZERO-OUT	~ 8.5 hr

Table 5: The elapsed time of different methods to do localization (i.e., assign attribution scores to every neuron) on one sequence memorized by Pythia-6.9B.

	GPT2 124M			GPT2-XL 1.5B			Pythia-deduped 2.8B			Pythia-deduped 6.9B		
	R@1%	R@2%	R@5%	R@1%	R@2%	R@5%	R@1%	R@2%	R@5%	R@1%	R@2%	R@5%
<i>ratio = 1%</i>												
HARD CONCRETE	46.6	66.8	88.0	21.8	25.1	32.8	33.3	48.4	70.7	31.5	47.5	69.4
SLIMMING	43.1	64.6	79.9	5.2	11.5	27.0	33.6	47.3	59.8	35.0	49.6	63.4
ZERO-OUT	24.0	36.8	52.7	4.2	7.3	13.5	10.1	14.3	20.5	-	-	-
IG	10.3	18.1	36.3	1.4	4.8	12.2	6.1	10.8	21.1	8.9	13.9	24.1
ACTIVATIONS	2.5	4.4	9.8	1.5	2.8	6.8	3.2	5.1	21.6	4.1	6.3	17.4
RANDOM	1.0	2.0	5.0	1.0	2.0	5.0	1.0	2.0	5.0	1.0	2.0	5.0
<i>ratio = 0.1%</i>												
	@0.1%	@0.2%	@0.5%	@0.1%	@0.2%	@0.5%	@0.1%	@0.2%	@0.5%	@0.1%	@0.2%	@0.5%
HARD CONCRETE	51.2	77.4	96.4	49.8	57.5	63.6	45.6	65.5	85.9	28.7	40.7	55.8
SLIMMING	62.7	87.0	95.4	18.1	35.1	54.0	45.0	62.6	73.6	39.1	52.1	64.3
ZERO-OUT	57.4	81.7	91.9	14.7	20.9	31.1	16.4	20.6	25.8	-	-	-
IG	36.0	55.0	75.5	2.5	3.5	6.0	12.6	16.4	21.9	19.7	23.6	28.9
ACTIVATIONS	9.0	12.9	23.4	3.5	4.6	6.7	8.0	16.8	40.5	21.2	31.4	50.2
RANDOM	0.1	0.2	0.5	0.1	0.2	0.5	0.1	0.2	0.5	0.1	0.2	0.5

Table 6: INJ Benchmark. The average Recall@ $k\%$ of different methods when predicting top neurons *across* layers.

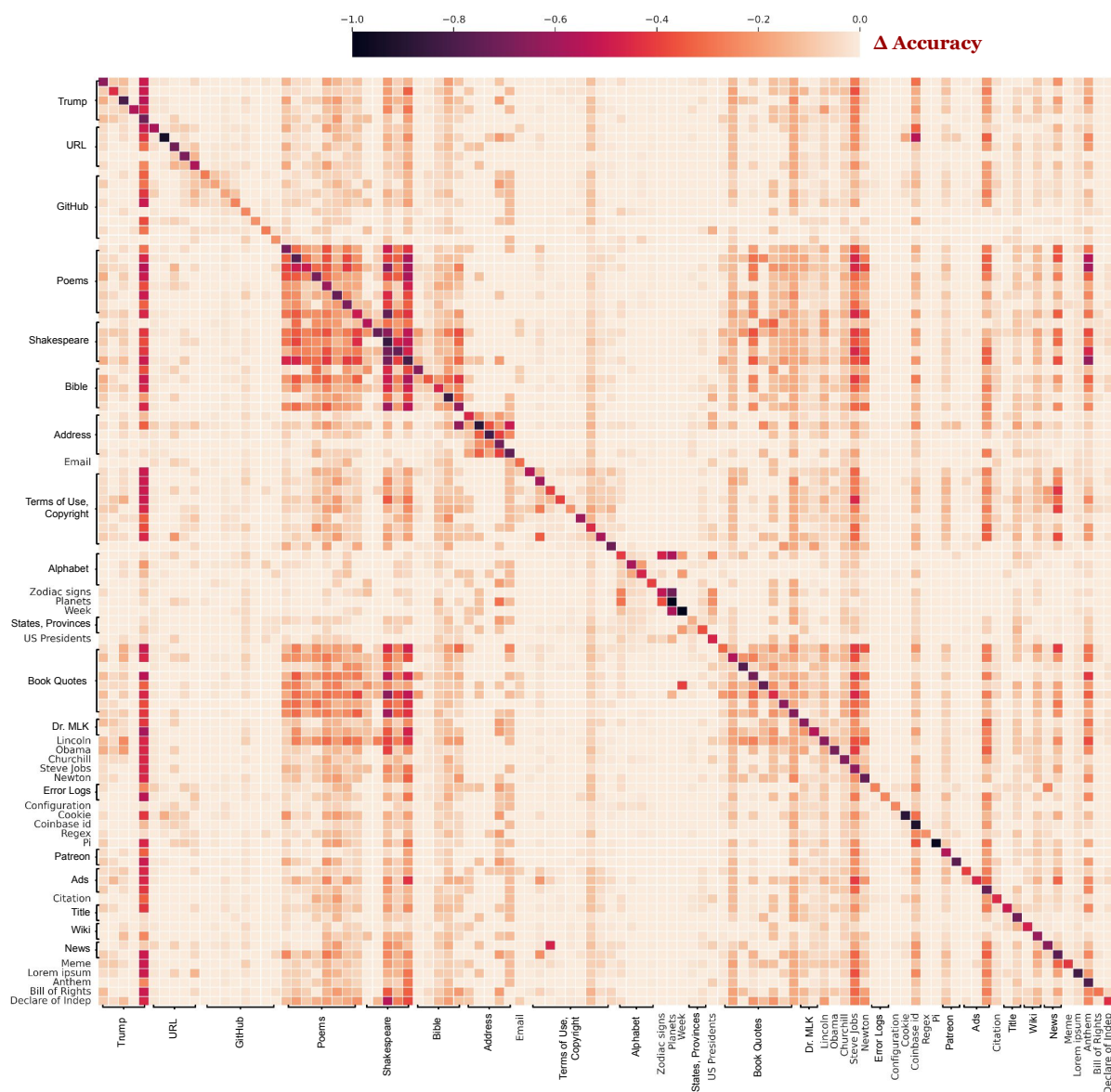


Figure 3: Confusion matrix of HARD CONCRETE on the entire dataset memorized by GPT2-XL. Each row shows how dropping out the predicted neurons (0.5%) on a target data changes the Accuracy of all data. HARD CONCRETE is unable to disentangle neurons of different quotes, including poems, Bible, books and famous people quotes. It also finds a small set of neurons responsible for memorizing both the order of Zodiac Signs and Planets.




Figure 4: Confusion matrices of localization methods on a subset of data memorized by GPT2-XL. Different methods show similar patterns of confusion.