

# A Robust Semantics-based Watermark for Large Language Model against Paraphrasing

**Jie Ren**

Michigan State University  
renjie3@msu.edu

**Han Xu**

Michigan State University  
xuhan1@msu.edu

**Yiding Liu**

Baidu Inc.  
liuyiding.tanh@gmail.com

**Yingqian Cui**

Michigan State University  
cuiyingq@msu.edu

**Shuaiqiang Wang**

Baidu Inc.  
shqiang.wang@gmail.com

**Dawei Yin**

Baidu Inc.  
yindawei@acm.org

**Jiliang Tang**

Michigan State University  
tangjili@msu.edu

## Abstract

Large language models (LLMs) have show great ability in various natural language tasks. However, there are concerns that LLMs are possible to be used improperly or even illegally. To prevent the malicious usage of LLMs, detecting LLM-generated text becomes crucial in the deployment of LLM applications. Watermarking is an effective strategy to detect the LLM-generated content by encoding a pre-defined secret watermark to facilitate the detection process. However, the majority of existing watermark methods leverage the simple hashes of precedent tokens to partition vocabulary. Such watermark can be easily eliminated by paraphrase and correspondingly the detection effectiveness will be greatly compromised. Thus, to enhance the robustness against paraphrase, we propose a semantics-based watermark framework SemaMark. It leverages the semantics as an alternative to simple hashes of tokens since the paraphrase will likely preserve the semantic meaning of the sentences. Comprehensive experiments are conducted to demonstrate the effectiveness and robustness of SemaMark under different paraphrases.

## 1 Introduction

Large language models (LLMs) have shown its great ability in various natural language processing (NLP) tasks like Question Answering (QA) (Lu et al., 2022), reasoning tasks (Wei et al., 2022; Creswell et al., 2022) and code development (Xu et al., 2022). However, tremendous concerns have been raised that LLMs are possible to be used improperly and illegally. For example, fake news that are indistinguishable are easy to be fabricated (Kreps et al., 2022; Zellars et al., 2019), which, when disseminated, could instigate widespread panic. Similarly, in the commercial sphere, convincingly generated reviews can manipulate consumer perceptions, leading to unethical business competition (Salminen et al., 2022).

Therefore, detecting LLM-generated text has become crucial in the real-world applications of LLMs.

Among diverse methods to detect LLM-generated texts, the watermark strategies have demonstrate outstanding precision (Kirchenbauer et al., 2023a). It is proposed to encode a secret watermark into the generated texts, such that one can tell whether a text is generated by detecting this watermark. One representative strategy (Kirchenbauer et al., 2023a; Yoo et al., 2023) is to encode the watermark based on the “partition of vocabulary”. In detail, given a language model, these methods devise a mapping from precedent tokens to a particular partition of the vocabulary by a partition function for the consequent token. The partition function uses the hashes of the input as the seed of a random generator to split the vocabulary to a green list and a red list. During the text generation phase, the consequent token has an increased probability to be sampled from the green list. In this way, the watermark is encoded through the matching between the precedent tokens and the vocabulary partition for the consequent token. The detection is also facilitated by detecting this matching in generated contents. However, recent works (Krishna et al., 2023; Kaddour et al., 2023) reveal that **this watermark may be easily eliminated by sentence paraphrasing**. Individuals seeking to improperly utilize LLMs without being detected can paraphrase the generated contents, like altering the order and the choices of the words, and only retain the general meaning of the text to achieve their malicious goals like faking news. These paraphrases will change the seed of the partition function, i.e. the token hashes, and consequently disrupt the matching between the precedent tokens and the green list. As a result, the detection effectiveness of the watermarks can be dramatically compromised.

In this paper, we propose to leverage the semantic meaning of precedent token sequences as the

seed for partition function, instead of simple hashes of precedent tokens, since the core semantic meaning is expected to be maintained after paraphrasing. To achieve this goal, one key obstacle is how to capture the semantics when applying them for the partition function to watermark generated texts. It is a common practice to quantify the semantics via embeddings (Reimers and Gurevych, 2019; Gao et al., 2021; Li et al., 2020; Giorgi et al., 2021). Embeddings indeed can represent consistent semantics after paraphrasing. Since the embeddings are high-dimensional vectors in the continuous space, the embedding vectors could present some minor changes after paraphrasing. These minor changes can lead to a substantial difference in the partition of vocabulary as the random generator in the partition function is sensitive to any change of the seed.

To overcome this challenge, i.e., to make the quantified semantics invariant under paraphrase, we propose a new watermark method, SemaMark, which discretizes the continuous embedding space. Intuitively, the discretization can coarsen the representation of the embeddings which could tolerate the potential changes caused by paraphrase. By proper discretization, the paraphrased changes could exceed the same discrete section with a low probability and the quantified semantics will likely remain the same even after paraphrase. Therefore, the partition results will not change. However, directly converting the high-dimensional embedding space into discrete is intricate and challenging. For example, discretizing each dimension will lead to dense discrete values, i.e., the total number of discrete values is too large. Thus, one discrete value is insufficient to accommodate the minor changes by paraphrase and the partitions are still unstable. In other words, the change of only one discrete dimension can have a strong impact on the partition function. To address this problem, SemaMark first uses a Multi-Layer Perception (MLP) to condense the continuous high-dimensional embeddings into normalized vectors in 2D space. The vectors are located on a unit circle named Normalized Embedding Ring (NE-Ring). Then the condensed NE-Ring is equally divided into various sections for distinct values, transforming the continuous space into discrete “semantic values”. Based on the discretization, SemaMark further introduces two strategies to advance the watermark’s concealment and to improve the robustness under paraphrase. *First*, SemaMark leverages the uniformity (Wang and Isola,

2020) of Contrastive Learning (CL) (Chen et al., 2020) to strength the MLP and mitigate the situation that the semantics are unevenly concentrating on some discrete sections on NE-Ring. The unevenly distribution will cause the resulting discrete semantic values overly monotonous. It raises the concern that the watermark might be cracked by counting token frequency (Zhao et al., 2023). *Second*, SemaMark utilizes an offset detection method to further enhance the robustness at the boundary of different discrete sections whose semantic values are possibly vulnerable to paraphrase. Comprehensive experiments are conducted to demonstrate the effectiveness and robustness of SemaMark under different paraphrases.

## 2 Related works

**LLM-generated detection.** As the development of LLMs, various LLM-generated detection tools have also been proposed. Learning-based methods train a classification model to detect the difference between human-written text and machine-generated text like Guo et al. (2023); Wang et al. (2023); Li et al. (2023). Other works do not rely on the classification model, but try to use the property of the LLM to test whether a given text is generated by LLMs. For example, DetectGPT (Mitchell et al., 2023) assumes that the generated text will have high likelihood. GPT-who (Venkatraman et al., 2023) uses UID-based features to model the unique statistical signature of each LLM and human author for accurate authorship attribution. These methods do not interact the generation process of LLMs and thus have to explore unknown features of LLMs for detection. Instead, watermarks can change the model with a small but pre-defined rule which accelerates the detection process effectively.

**Watermark.** The distinction between watermark and other methods is that watermark can proactively change the generation to insert a concealed watermark into the generated text. This gives clear difference in watermarked and non-watermarked texts. Watermark shifts the text using a small but pre-defined rule to make the detection much more effective. The partition of the vocabulary for each token is a representative watermark method (Kirchenbauer et al., 2023a; Yoo et al., 2023; Kirchenbauer et al., 2023b). In each autoregressive step of generating one token, the method uses the previous tokens’ hashes, to select a part of the vocabulary as “green” at a ratio of  $\gamma$ . Subse-

quently, they elevate the likelihood of the tokens by boosting the logits of the softmax by  $\delta$ . Through this approach, at each token position, the probability of this matching between the seed and green tokens tends to increase.

For a sentence with  $L$  tokens, it is viewed as a sample set of size  $L$ . Each token is one sample from the vocabulary. A non-watermarked sentence is expected to have  $\gamma L$  tokens showing this match. The watermark detection is approached as a  $z$ -test with null hypothesis that the text is non-watermarked. If the  $z$ -statistic is large, i.e. it is significantly different from the null hypothesis, the null hypothesis can be rejected and the text can be predicted as watermarked:

$$z = \frac{(G - \gamma L)}{\sqrt{L\gamma(1 - \gamma)}}, \quad (1)$$

where  $G$  is the number of tokens showing the matching between seed and the green list. Yoo et al. (2023) further expand this watermark of green and red list to more lists for multi-bit encoding.

### 3 Method

In this section, we introduce the detailed design of SemaMark. We first present how to use the semantic information as the seed for watermark methods that are based on random partition of vocabulary in Section 3.1. Then in Section 3.2 and Section 3.3, we introduce the CL training scheme and the smoothed detection method for further improving the robustness.

#### 3.1 The watermark framework: SemaMark

As mentioned, the existing watermark methods based on partition of vocabulary are susceptible to paraphrase. Paraphrase can easily change the previous tokens and disrupt the matching between tokens and the partition of vocabulary, without significantly affecting the semantic meaning. Thus, SemaMark uses the invariant semantics for watermarking by discretizing the embedding space to accommodate the minor perturbation of semantics and provide a stable mapping between semantics and vocabulary partition for the consequent token.

However, discretization in a high-dimension space is intricate and non-trivial. Therefore, we first reduce the high-dimensional embedding space onto the 2D NE-Ring and then discretize via NE-Ring. The whole watermarking process is shown in Figure 1. SemaMark first reduces the dimension of the embedding space to obtain the discrete

semantic values by two steps, i.e., *weighted embedding pooling* and *discretizing by NE-Ring*, and then uses the semantic value to partition the vocabulary. The logits of green list is shifted to increase the probability of matching between semantics and the consequent token for watermarking the LLM,  $f$ . In the following, we introduce more details about the two steps to obtain a stable semantic value.

**S1: weighted embedding pooling.** It is obvious that more tokens are used for watermarking, more stable it is for paraphrasing. Therefore, to enhance the robustness, we aggregate the semantics of previous  $m$  tokens by the weighted mean pooling function  $P(\cdot)$  before dimension reduction, instead of using only one preceding token’s embedding. For the token sequence  $\{t_{i:i+m-1}\}$  starting at position  $i$ , we use their semantics to generate the token in the  $m$  position,  $t_{i+m}$ . We denote their embeddings as  $\{e_{i+1:i+m}\}$ .  $\{e_{i+1:i+m}\}$  can be easily obtained from the LLM  $f$  that we want to watermark. For pooling,  $P(\cdot)$  assigns a smaller weight to the token far from  $t_{i+m}$  and larger weight to the token closer to  $t_{i+m}$  by:

$$P(\{e_{i+1:i+m}\}) = \sum_{j=1}^K \frac{j + \frac{K}{2}}{w_{\text{sum}}} e_{i+j},$$

where  $w_{\text{sum}} = K^2 + K/2$  is the sum of all weights. We denote the weighted output  $P(\{e_{i+1:i+m}\}) \in \mathbb{R}^d$  as  $e_{P_{i,m}}$  for short. By pooling, more semantics are used for a seed, which is more robust under paraphrase.

**S2: discretizing by NE-Ring.** After aggregating the embeddings by weighted pooling, SemaMark uses MLP  $g_\theta$  to transform  $e_{P_{i,m}}$  to a normalized vector in 2D embedding space. The normalized vectors locate on a unit circle in the 2D space, which is named as NE-Ring. The discretization function,  $D(\cdot)$ , discretizes NE-Ring by equally segmenting into different sections. It takes the polar angle  $\phi$  of  $g_\theta(e_{P_{i,m}})$  as input and outputs the discretized semantic values  $a \in [K]$ , where  $[K] := \{1, 2, \dots, K\}$ .  $D(\cdot)$  is defined as

$$D(\phi) = \left\lfloor \phi \frac{K}{2\pi} \right\rfloor$$

It first maps the input from  $[0, 2\pi)$  to  $[0, K)$ , and then discretizes all the values in  $[i, i + 1)$  to  $i$ , for  $\forall i \in [K - 1]$ . Even though there could be subtle changes in semantics by paraphrase, the paraphrased  $\tilde{a}$  will likely locate in the discrete section

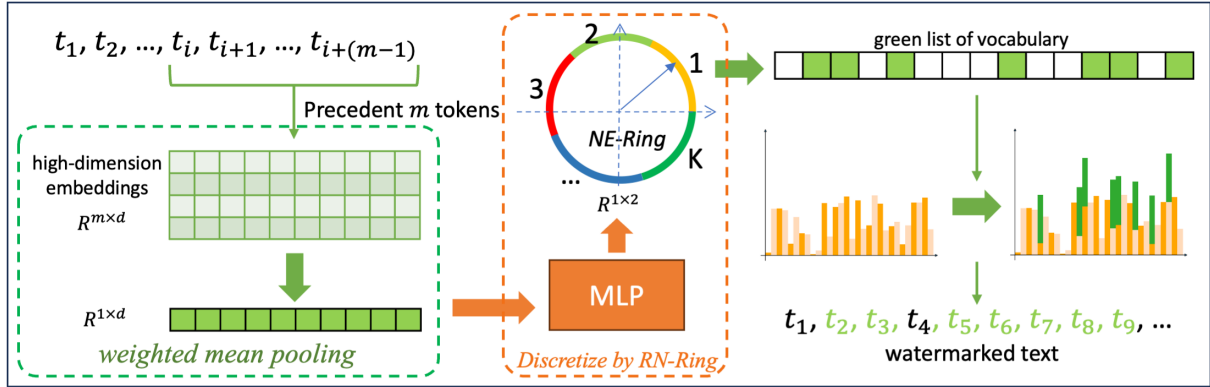


Figure 1: The watermarking process of SemaMark

$[i, i + 1)$ . If the normalized vector is close to the boundary of  $[i, i + 1)$ , some tokens may have  $a \neq \tilde{a}$ . Therefore, in Section 3.3, we introduce an offset detection to strengthen the tolerance for this mismatch and correct some unstable cases.

With the two steps, we can get a stable discrete semantic value as the seed for the partition function to partition the vocabulary for the consequent token. Following Kirchenbauer et al. (2023a), the vocabulary is partitioned into green and red list. We increase the logits of the tokens in green list by  $\delta$  and recalculate the probability distribution based on the shifted logits. For each token to generate, we increase the possibility of green list based on its previous  $m$  tokens’ semantics. Thus, all the generated tokens will be likely to have this matching between the semantics and the consequent green token. By detecting the matching, we can discriminate whether a text is watermarked or not and then detect the LLM-generated contents effectively. Besides, SemaMark proposes two strategies to reduce the risk of being cracked by Contrastive Learning and further increase the robustness by the offset detection in the following sections.

### 3.2 Training $g_\theta$ by Contrastive Learning

Although the MLP  $g_\theta$  can transform the high-dimensional embeddings onto NE-Ring, we expect that the MLP should obtain a uniform distribution of  $g_\theta(e_{P_{i,m}})$  on NE-Ring. If different semantics unevenly concentrate in some areas on NE-Ring, the resulting discrete semantic values will be overly monotonous and the green list is more changeless. The green list might be revealed by counting the token frequency, which compromises the concealment of watermark and leads to the risk of being cracked. Ideally, SemaMark should generate a wider variety of semantic values for different

sentences, while each semantic value is robust and stable if its corresponding sentence is paraphrased. To achieve this goal, we propose to use Contrastive Learning to train MLP since Contrastive Learning has the property of uniformity that the data will be evenly distributed in the whole feature space (Wang and Isola, 2020). The uniform distribution can help the normalized vectors cover all the semantic values. As a result, NE-Ring can generate a wider variety of semantic values to prevent the watermark from being cracked.

In Contrastive Learning, we first input the sentences into the model  $f$  to get a batch of sequences of  $m$  tokens and their pooling embeddings  $e_{P_{i,m}}$ , denoted as  $\{e_j\}$ , where  $j \in [B]$  and  $B$  is the batch size. To compose a contrastive loss, we construct the positive and negative pairs by a soft augmentation:

$$e_{j+B} = e_j^+ = e_j + \epsilon,$$

where  $\epsilon \sim \mathcal{N}(0, \sigma^2)$  is a Gaussian noise. The soft augmentation can simplify the construction of positive samples. With this soft augmentation, we can assign the the samples sharing similar embeddings from the same sequence as positive pairs and samples from different sequences as negative pairs. This is consistent with our intuition that after paraphrases the semantic embeddings is robust and will not change significantly. Then the contrastive loss is

$$L_j = -\log \frac{\exp(\text{sim}(g_\theta(e_j), g_\theta(e_j^+)) / \tau)}{\sum_{k \neq j, k \in [2B]} \exp(\text{sim}(g_\theta(e_j), g_\theta(e_k)) / \tau)},$$

where  $\text{sim}(\cdot)$  is cosine similarity and  $\tau$  is the temperature. By Contrastive Learning, the output of reduced semantic embeddings can be evenly distributed in all of the space on NE-Ring, and cover



all the discrete sections to improve the robustness of SemaMark.

### 3.3 $Q$ -offset detection

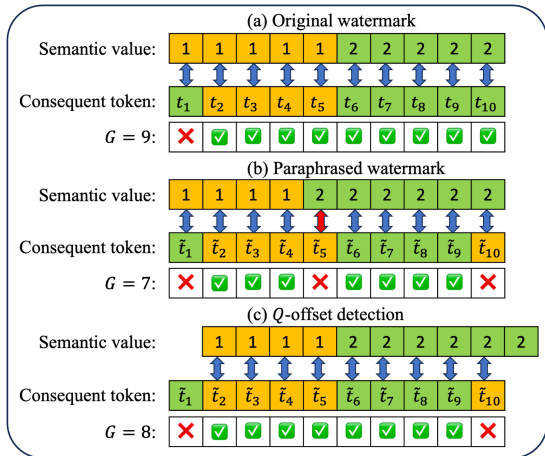


Figure 2:  $Q$ -offset detection vs. existing detection

Existing detection methods check the matching between partition seed and the consequent tokens in a one-to-one manner as shown in Figure 2a. The detection method first recalculates the semantic values for each token position and gets the partition of green list, and then checks whether the consequent tokens are in the partitioned green list one by one. In SemaMark, this strategy can be effective when the text is not paraphrased. However, after paraphrase, this detection could be sub-optimal because the semantic values of some sequences which are close to the boundaries of the discrete section  $[i, i + 1)$  might change as shown in Figure 2(b). This is because the window of  $m$  tokens will slide token by token during the autoregressive generation process, the semantic will also change. The boundary semantic values usually happen when the change accumulates token by token. This change of boundary semantic values will lead to some mismatch and reduce the accuracy like  $\tilde{t}_5$  in Figure 2(b).

To mitigate the influence of this error, we propose  $Q$ -offset detection. As shown in Figure 2(c), we offset the discrete seed by  $q$  tokens to detect the matching between semantics and the consequent tokens, where  $q \in \{-Q, -(Q-1), \dots, 0, 1, \dots, Q\}$  and the sign of  $q$  indicates the direction of the offset. We choose the maximal  $z$ -statistic in different  $q$  as the  $Q$ -offset score. However,  $Q$ -offset detection will also increase the  $Q$ -offset score of non-watermark text, which indicates that the detected green word fraction  $\gamma$  of non-watermark text

is higher. The  $\gamma$  in Eq. (1) is possibly inaccurate. Thus during generation, we set  $\gamma$  to a fixed value, while in detection process, we treat  $\gamma$  as a hyper-parameter and use an evaluation set to determine its value in practice.

## 4 Experiment

In this section, we provide experiments to demonstrate the robustness of SemaMark in Section 3.1. In Section 4.3, we show that our watermark has almost no influence on the quality of generated text. In Section 4.4, we show the sensitivity of the partition function on continuous embeddings and demonstrate that the discretization can mitigate this problem. In Section 4.5 and Section 4.6, we show the effectiveness of  $Q$ -offset detection and the distribution of NE-Ring, respectively.

### 4.1 Experiment setups

**Backbone models and datasets.** We test our watermark method on two backbone models, OPT-2.7B and OPT-6.7B (Zhang et al., 2022). For dataset, we use the news-like subset of C4 (Raffel et al., 2020), which covers a variety of topics. From the news-like subset of C4, we extract a training set, a validation set and a test set. For each sample, we use the first half of text as prompt to generate watermark sentences.

**Baseline methods.** We compare our method with three baselines LeftHash, SelfHash (Kirchenbauer et al., 2023b) and EXP-Edit (Kuditipudi et al., 2023). LeftHash and SelfHash are two methods based on the partition of vocabulary using the hashes of tokens. EXP-Edit uses a private sequence to encode the watermark by changing the probability distribution of the sequence of tokens.

**Paraphrase setups.** We use three representative methods to paraphrase the watermarked text, round-trip translation (Tiedemann and Thottingal, 2020), Dipper (Krishna et al., 2023) and GPT-3.5. For round-trip translation, we first translate from English to Chinese and then transform back to English, such that some words and expressions will be changed because the translation is not a one-to-one mapping. For Dipper, we follow the parameter setting in Kirchenbauer et al. (2023b). For GPT-3.5, we use the prompt in Kirchenbauer et al. (2023b) to query GPT-3.5 for paraphrasing.

**Evaluation metrics and hyper-parameters.** We use F1 score with best threshold and ROC-AUC to measure the performance of the watermark

Paraphrase		ROC-AUC				F1 with best threshold			
		LeftHash	SelfHash	EXP-Edit	ours	LeftHash	SelfHash	EXP-Edit	ours
OPT-2.7B	No paraphrase	0.9913	0.9886	0.9799	0.9948	0.9921	0.9861	0.9708	0.9905
	Translation	0.9091	0.8147	0.8749	<b>0.9692</b>	0.8456	0.7622	0.8157	<b>0.9330</b>
	Dipper	0.9878	0.9728	0.9736	<b>0.9911</b>	<b>0.9727</b>	0.9400	0.9620	0.9701
	GPT-3.5	0.9028	0.7908	0.9392	<b>0.9406</b>	0.8358	0.7378	0.8852	<b>0.8902</b>
OPT-6.7B	No paraphrase	0.9918	0.9930	0.9784	0.9949	0.9911	0.9863	0.9705	0.9858
	Translation	0.8807	0.8098	0.8625	<b>0.9308</b>	0.8129	0.7468	0.8013	<b>0.8882</b>
	Dipper	<b>0.9904</b>	0.9747	0.9728	0.9871	0.9786	0.9432	0.9620	<b>0.9821</b>
	GPT-3.5	0.8990	0.7909	0.8996	<b>0.9377</b>	0.8300	0.7367	0.8354	<b>0.8766</b>

Table 1: Watermark detection results under three paraphrases. (The best performance under paraphrase are bolded.)

detection. All the metrics are calculated based on at least 500 watermarked samples and 500 non-watermark samples. The length of watermarked samples before paraphrase and non-watermark samples is  $200 \pm 25$ . In generation, we set  $\gamma = 1/4$  for LeftHash, SelfHash and SemaMark. In detection, we set  $\gamma = 1/3$  and  $\delta = 2$  based on the evaluation set in Section 4.5. In SemaMark, we set  $m = 15$ ,  $Q = 20$ ,  $K = 5$  for OPT-2.7B and  $K = 4$  for OPT-6.7B.

## 4.2 Main Results

In this subsection, we demonstrate the robustness of the proposed SemaMark under paraphrasing by comparing it with three baseline methods on two backbone models. We first generate watermarked texts and use three paraphrase methods to remove the watermarks. The detection performance of both texts with and without paraphrase is reported in Table 1. As we can see, before paraphrase, all the watermarked methods have good detection performance. LeftHash and SemaMark are the best with ROC-AUC even higher than 0.99. After paraphrasing, SemaMark has the best detection performance most of the time across all the backbone models and all the paraphrase methods, which suggests that our method is more robust to paraphrase.

In detail, by round-trip translation, the paraphrase reduces the detection ability of baseline methods effectively, while the watermark of SemaMark is robust. Under round-trip translation, the best ROC-AUC of baselines 0.9091 on OPT-2.7B and 0.8807 on OPT-6.7B. But ROC-AUC of SemaMark is 0.9692 and 0.9308, which is at least 0.05 higher than all the baseline methods. Similarly, under paraphrase of GPT-3.5, SemaMark is better than all the baselines. The best baseline performance under GPT-3.5 is 0.9392 in ROC-AUC on OPT-2.7B and 0.8990 in ROC-AUC on opt-6.7B, but SemaMark has higher AUC-ROC of 0.9406

and 0.9377. For Dipper, We note that all methods are robust to Dipper since it does not significantly reduce the detection performance. However, SemaMark is still one of the most robust. For OPT-2.7B, it performs best in ROC-AUC, while for OPT-6.7B, it has the best F1 score. From Table 1, the results show an obvious improvement of SemaMark in robustness. This implies that using semantics as the seed for the partition function is be effective under paraphrase.

## 4.3 Text Quality

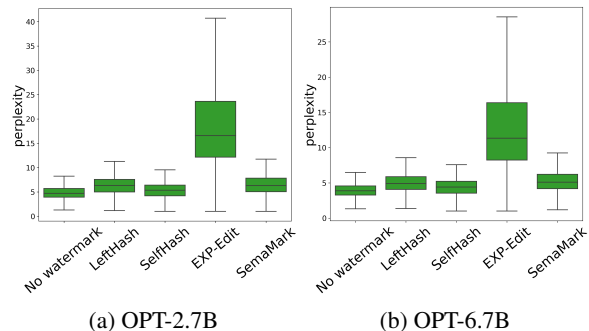


Figure 3: Text quality (perplexity)

Watermark should not compromise the generation quality of LLMs. In this subsection, we compare the text quality by calculating perplexity and demonstrate that our watermark has almost no influence on the generated quality. Perplexity measures the likelihood that a sentence is generated by one model. Lower perplexity means the watermarked text is more predictable. In other words, it is more consistent with the reasoning of the given model. In Figure 3, we use OPT-6.7B with no watermark to get perplexity for all the watermarked methods. All the results in Figure 3 are calculated without paraphrase, because the generation quality of text is not related to paraphrase. From Figure 3a for OPT-2.7B, we can see that our watermark, LeftHash and SelfHash have almost no influence on the

generation quality. They has perplexity at around 6 which is similar as the generated text without watermark. Instead, EXP-Edit has much higher perplexity, which means that EXP-Edit changes the generated text in an aggressive way and much reduces the generation quality after watermarking. This is probably because EXP-Edit adjusts the logits on the whole vocabulary. From Figure 3b, we can draw almost the same conclusion for OPT-6.7B. EXP-Exit also increases the perplexity by around 10, while the average perplexity of LeftHash, SelfHash and ours is around 1 higher than the non-watermarked generated text. Although the robustness of EXP-Exit is better than LeftHash and SelfHash especially on GPT-3.5, it remarkably reduces the quality of generated text. Instead, our SemaMark can keep the quality and robustness at the same time. In summary, our watermark has almost no influence on the generation quality of LLMs.

#### 4.4 Ablation Study

In this subsection, we study the influence of the length of the sequence we used for generating one semantic value and the sensitivity of the partition function.

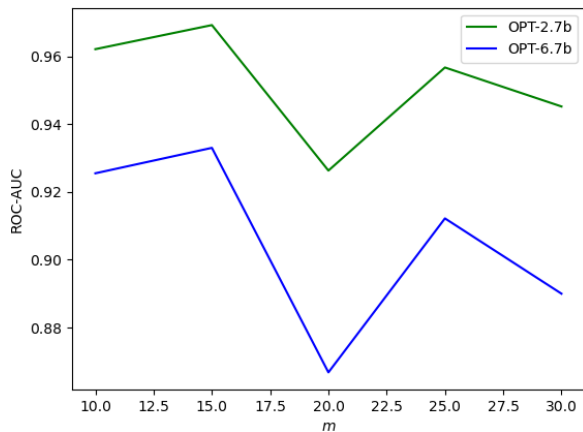


Figure 4: ROC-AUC and  $m$

**Length of previous token sequence tokens,  $m$ .** In the first step of SemaMark, i.e., *weighted embedding pooling*, we use the semantic of the previous  $m$  tokens to get the more stable embedding. But if the length of the sequence is too long, it will also hurt the robustness. In Figure 4, we test the ROC-AUC using different  $m$  from 10 to 30. The results show that before  $m = 15$ , ROC-AUC will increase as the  $m$  increases. But when  $m > 15$ , ROC-AUC becomes fluctuating. One possible reason is that the paraphrase will change the length of sentences,

and the  $m$  tokens cannot be exactly mapping before and after paraphrases. Another possible reason is in the beginning of generation for the first  $m$  tokens, the number of previous tokens is smaller than  $m$  and NE-Ring can only use the embeddings of limited tokens for prediction, which may be unstable. Thus, too long or too short sequence will both hurt the robustness of SemaMark against paraphrase. In our experiments, we choose  $m = 15$  for all the settings.

**Sensitivity of partition function.** As we mentioned, partition function is sensitive to any change of the input as it only uses the input for the seed of the random generator. To validate its sensitivity to continuous embeddings, we adopt the embedding vector as the input to show that with tiny change of the embeddings, the partition of vocabulary can be very different. We propose a hash method based on md5sum (Deepakumara et al., 2001) to adopt the partition function by transforming the continuous embeddings to an integral seed. We use 1000 sequences to test the sensitivity. For each sequence embedding, we first get a green list from the partition function. Then we change one dimension of the embedding by only  $1e-5$  to get a new partition result. The overlapping of the two green lists is 24.99% on the average of 1000 sequences. It is consistent with  $\gamma$  we use to watermark, because the random partition with the changed embedding is independent from the original one. Instead, after we use NE-Ring to discretize the embeddings, the overlapping of green list after changing embeddings by  $1e-5$  is 100%, which means the discretization can effectively ignore this change. In practice, SemaMark can provide the tolerance that is much larger than  $1e-5$ , which makes the watermark more robust under paraphrase. With the improvement of  $Q$ -offset, the detection of SemaMark is more robust and effective.

#### 4.5 $Q$ -offset detection

In this subsection, we show that the effectiveness of the proposed  $Q$ -offset detection. In Figure 5, we demonstrate the change of ROC-AUC of SemaMark with different  $Q$  in offset detection under three different paraphrases.  $Q$ -offset detection searches the highest  $z$ -statistics from  $-Q$  to  $Q$  as the  $Q$ -offset score. From Figure 5, we can see that when  $Q$  increases, ROC-AUC first increases and decreases after  $Q$  is around 15. When  $Q < 15$ , the offset can help correct the errors of semantic values close to the boundary. Compared with detection

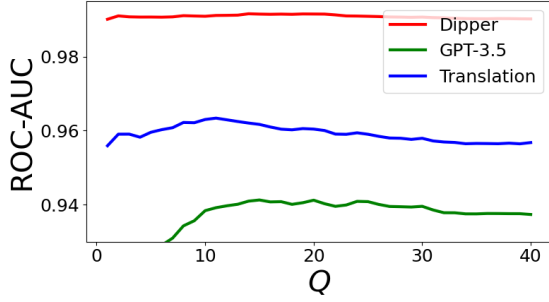


Figure 5: ROC-AUC and offset  $Q$

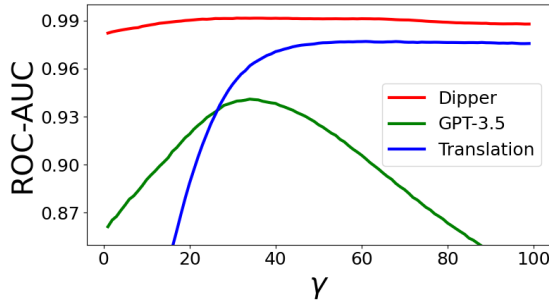


Figure 6: ROC-AUC and  $\gamma$

without offset, i.e.  $Q = 0$ , ROC-AUC of SemaMark is much better, which means the offset can help to solve the errors of semantic values around the boundaries that are more vulnerable to paraphrases. When  $Q > 15$ , the correction of this error is limited, meanwhile, the offset will also increase the  $Q$ -offset score of negative samples since they are also searching the highest  $z$ -statistics of negative samples. On the other hand, the computation cost will also increase if  $Q$  is too large because it has to search more possible  $q$ . In practice, we set  $Q = 15$  in all the experiments, which can effectively reduce the influence of the errors of semantic values at the boundaries.

Since the  $Q$ -offset detection searches the highest green word fraction, the fraction of green list word of non-watermarked text will be higher than the  $\gamma$  that we used to randomly select the green list. Thus, it is not accurate to use the original  $\gamma$  for  $z$ -statistics. We treat  $\gamma$  as a hyper-parameter and use a validation set to select its value. As shown in Figure 6, the detection performance of SemaMark under paraphrases of Dipper and GPT-3.5 will reach the highest when  $\gamma$  is around  $1/3$ , while it will continue to increase under round-trip translation. In practice, we set  $\gamma = 1/3$  for  $Q$ -offset detection.

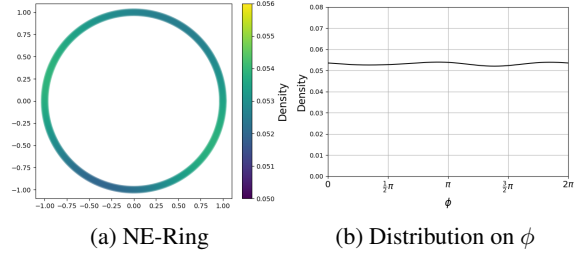


Figure 7: Visualization of NE-Ring

#### 4.6 Distribution on NE-Ring based on CL

In this subsection, we demonstrate that Contrastive Learning can help evenly distribute the semantics on the NE-Ring. The even distribution can help the sequences reach all possible semantic values and provide more diverse semantic values to prevent the watermark from being cracked by counting token frequency. In Figure 7a, we use Gaussian density estimation (Chen, 2017) to get the distribution of the semantics on the NE-Ring **before** discretization. We use different colors to show the density. The NE-Ring in Figure 7a shows that, the distribution is uniform. All the density is between 0.052 and 0.054. We further plot the density based on the polar angle  $\phi$  in Figure 7b where the density has almost no change on all the polar angle from 0 to  $2\pi$ . This implies that the training based on Contrastive Learning can ensure the semantics will reach all possible discrete values. It can prevent the case where the discrete values will gather in some discrete sections and produce monotonous vocabulary partitions. As a result, it can protect the watermark from being cracked by counting token frequency.

### 5 Conclusion

In this paper, we use the semantic information for watermarking to enhance the robustness against paraphrase. The existing watermark methods use the matching between the previous tokens and the partition vocabulary. This matching can be easily broken by paraphrasing. However, we construct the mapping between the semantics and the vocabulary. In this way, the semantics will stay stable under paraphrase and the robustness of watermark will increase. To make use of semantics, we propose SemaMark to discrete the embedding space on NE-Ring and propose a training method based on Contrastive Learning. In addition, we use  $Q$ -offset detection to further increase the robustness by increasing the tolerance of the semantic values close



to the discrete boundary. In our experiments, we demonstrate our method can perform much better compared with baseline methods under paraphrase with little influence on the generation quality.

## References

- Ting Chen, Simon Kornblith, Mohammad Norouzi, and Geoffrey Hinton. 2020. A simple framework for contrastive learning of visual representations. In International conference on machine learning, pages 1597–1607. PMLR.
- Yen-Chi Chen. 2017. A tutorial on kernel density estimation and recent advances. Biostatistics & Epidemiology, 1(1):161–187.
- Antonia Creswell, Murray Shanahan, and Irina Higgins. 2022. Selection-inference: Exploiting large language models for interpretable logical reasoning. arXiv preprint arXiv:2205.09712.
- Janaka Deepakumara, Howard M Heys, and R Venkatesan. 2001. Fpga implementation of md5 hash algorithm. In Canadian Conference on Electrical and Computer Engineering 2001. Conference Proceedings (Cat. No. 01TH8555), volume 2, pages 919–924. IEEE.
- Tianyu Gao, Xingcheng Yao, and Danqi Chen. 2021. Simcse: Simple contrastive learning of sentence embeddings. In 2021 Conference on Empirical Methods in Natural Language Processing, EMNLP 2021, pages 6894–6910. Association for Computational Linguistics (ACL).
- John Giorgi, Osvald Nitski, Bo Wang, and Gary Bader. 2021. Declutr: Deep contrastive learning for unsupervised textual representations. In Proceedings of the 59th Annual Meeting of the Association for Computational Linguistics and the 11th International Joint Conference on Natural Language Processing (Volume 1: Long Papers), pages 879–895.
- Biyang Guo, Xin Zhang, Ziyuan Wang, Minqi Jiang, Jinran Nie, Yuxuan Ding, Jianwei Yue, and Yupeng Wu. 2023. How close is chatgpt to human experts? comparison corpus, evaluation, and detection. arXiv preprint arXiv:2301.07597.
- Jean Kaddour, Joshua Harris, Maximilian Mozes, Herbie Bradley, Roberta Raileanu, and Robert McHardy. 2023. Challenges and applications of large language models. arXiv preprint arXiv:2307.10169.
- John Kirchenbauer, Jonas Geiping, Yuxin Wen, Jonathan Katz, Ian Miers, and Tom Goldstein. 2023a. A watermark for large language models. arXiv preprint arXiv:2301.10226.
- John Kirchenbauer, Jonas Geiping, Yuxin Wen, Manli Shu, Khalid Saifullah, Kezhi Kong, Kasun Fernando, Aniruddha Saha, Micah Goldblum, and Tom Goldstein. 2023b. On the reliability of watermarks for large language models. arXiv preprint arXiv:2306.04634.
- Sarah Kreps, R Miles McCain, and Miles Brundage. 2022. All the news that’s fit to fabricate: Ai-generated text as a tool of media misinformation. Journal of experimental political science, 9(1):104–117.
- Kalpesh Krishna, Yixiao Song, Marzena Karpinska, John Wieting, and Mohit Iyyer. 2023. Paraphrasing evades detectors of ai-generated text, but retrieval is an effective defense. arXiv preprint arXiv:2303.13408.
- Rohith Kuditipudi, John Thickstun, Tatsunori Hashimoto, and Percy Liang. 2023. Robust distortion-free watermarks for language models. arXiv preprint arXiv:2307.15593.
- Bohan Li, Hao Zhou, Junxian He, Mingxuan Wang, Yiming Yang, and Lei Li. 2020. On the sentence embeddings from pre-trained language models. In Proceedings of the 2020 Conference on Empirical Methods in Natural Language Processing (EMNLP), pages 9119–9130.
- Linyang Li, Pengyu Wang, Ke Ren, Tianxiang Sun, and Xipeng Qiu. 2023. Origin tracing and detecting of llms. arXiv preprint arXiv:2304.14072.
- Pan Lu, Swaroop Mishra, Tanglin Xia, Liang Qiu, Kai-Wei Chang, Song-Chun Zhu, Oyvind Tafjord, Peter Clark, and Ashwin Kalyan. 2022. Learn to explain: Multimodal reasoning via thought chains for question answering. Advances in Neural Information Processing Systems, 35:2507–2521.
- Eric Mitchell, Yoonho Lee, Alexander Khazatsky, Christopher D Manning, and Chelsea Finn. 2023. Detectgpt: Zero-shot machine-generated text detection using probability curvature. arXiv preprint arXiv:2301.11305.
- Colin Raffel, Noam Shazeer, Adam Roberts, Katherine Lee, Sharan Narang, Michael Matena, Yanqi Zhou, Wei Li, and Peter J. Liu. 2020. Exploring the limits of transfer learning with a unified text-to-text transformer. Journal of Machine Learning Research, 21(140):1–67.
- Nils Reimers and Iryna Gurevych. 2019. Sentencebert: Sentence embeddings using siamese bert-networks. In Proceedings of the 2019 Conference on Empirical Methods in Natural Language Processing and the 9th International Joint Conference on Natural Language Processing (EMNLP-IJCNLP), pages 3982–3992.
- Joni Salminen, Chandrashekhar Kandpal, Ahmed Mohamed Kamel, Soon-gyo Jung, and Bernard J Jansen. 2022. Creating and detecting fake reviews of online products. Journal of Retailing and Consumer Services, 64:102771.

- Jörg Tiedemann and Santhosh Thottingal. 2020. OPUS-MT — Building open translation services for the World. In Proceedings of the 22nd Annual Conference of the European Association for Machine Translation (EAMT), Lisbon, Portugal.
- Saranya Venkatraman, Adaku Uchendu, and Dongwon Lee. 2023. [Gpt-who: An information density-based machine-generated text detector](#).
- Pengyu Wang, Linyang Li, Ke Ren, Botian Jiang, Dong Zhang, and Xipeng Qiu. 2023. [Seqxgpt: Sentence-level ai-generated text detection](#).
- Tongzhou Wang and Phillip Isola. 2020. Understanding contrastive representation learning through alignment and uniformity on the hypersphere. In International Conference on Machine Learning, pages 9929–9939. PMLR.
- Jason Wei, Xuezhi Wang, Dale Schuurmans, Maarten Bosma, Fei Xia, Ed Chi, Quoc V Le, Denny Zhou, et al. 2022. Chain-of-thought prompting elicits reasoning in large language models. Advances in Neural Information Processing Systems, 35:24824–24837.
- Frank F Xu, Uri Alon, Graham Neubig, and Vincent Josua Hellendoorn. 2022. A systematic evaluation of large language models of code. In Proceedings of the 6th ACM SIGPLAN International Symposium on Machine Programming, pages 1–10.
- KiYoon Yoo, Wonhyuk Ahn, Jiho Jang, and Nojun Kwak. 2023. Robust multi-bit natural language watermarking through invariant features. In Proceedings of the 61st Annual Meeting of the Association for Computational Linguistics (Volume 1: Long Papers), pages 2092–2115.
- Rowan Zellers, Ari Holtzman, Hannah Rashkin, Yonatan Bisk, Ali Farhadi, Franziska Roesner, and Yejin Choi. 2019. Defending against neural fake news. Advances in neural information processing systems, 32.
- Susan Zhang, Stephen Roller, Naman Goyal, Mikel Artetxe, Moya Chen, Shuohui Chen, Christopher Dewan, Mona Diab, Xian Li, Xi Victoria Lin, et al. 2022. Opt: Open pre-trained transformer language models. [arXiv preprint arXiv:2205.01068](#).
- Xuandong Zhao, Prabhanjan Ananth, Lei Li, and Yu-Xiang Wang. 2023. Provable robust watermarking for ai-generated text. [arXiv preprint arXiv:2306.17439](#).