

LLMs cannot *find* reasoning errors, but can *correct* them given the error location

Gladys Tyen^{*1}, Hassan Mansoor², Victor Cărbune², Peter Chen^{†2}, Tony Mak^{†2}

¹University of Cambridge, Dept. of Computer Science & Technology, ALTA Institute

²Google Research

gladys.tyen@cl.cam.ac.uk

{vcarbune,hassan,chenfeif,tonymak}@google.com

Abstract

While self-correction has shown promise in improving LLM outputs in terms of style and quality (e.g. Chen et al., 2023b; Madaan et al., 2023), recent attempts to self-correct logical or reasoning errors often cause correct answers to become incorrect, resulting in worse performances overall (Huang et al., 2023). In this paper, we show that poor self-correction performance stems from LLMs’ inability to *find* logical mistakes, rather than their ability to *correct* a known mistake. Firstly, we benchmark several state-of-the-art LLMs on their mistake-finding ability and demonstrate that they generally struggle with the task, even in highly objective, unambiguous cases. Secondly, we test the *correction* abilities of LLMs – separately from mistake finding – using a backtracking setup that feeds ground truth mistake location information to the model. We show that this boosts downstream task performance across our 5 reasoning tasks, indicating that LLMs’ *correction* abilities are robust. Finally, we show that it is possible to obtain mistake location information *without* ground truth labels or in-domain training data. We train a small classifier with out-of-domain data, which exhibits stronger mistake-finding performance than prompting a large model. We release our dataset of LLM-generated logical mistakes, BIG-Bench Mistake, to enable further research into locating LLM reasoning mistakes.

1 Introduction

Large Language Models (LLMs) have dominated the field of NLP in recent years, achieving state-of-the-art performance in a large variety of applications. In particular, LLMs have demonstrated the ability to solve tasks with zero- or few-shot prompting, giving rise to prompting methods such as Chain-of-Thought (CoT) (Wei et al., 2022), Self-

Consistency (SC) (Wang et al., 2023), ReAct (Yao et al., 2022), etc.

Recent literature on few- or zero-shot prompting has focused on the concept of *self-correction*, i.e. having an LLM correct its own outputs (Shinn et al., 2023; Miao et al., 2024; Madaan et al., 2023; Chen et al., 2023b; Saunders et al., 2022). (See Pan et al. (2023) for a review of the literature.)

However, Huang et al. (2023) note that while self-correction may prove effective for improving model outputs in terms of style and quality, when it comes to *reasoning* tasks, LLMs struggle to identify and fix errors without external feedback: for example, Reflexion (Shinn et al., 2023) and RCI (Kim et al., 2023) both use ground truth correctness as a signal to halt the self-correction loop. Initially observed by Madaan et al. (2023) on a math dataset, Huang et al. (2023) further demonstrate this shortcoming of self-correction in 2 additional datasets.

While previous work typically present self-correction as a single process, we divide it into **mistake finding** and **output correction** to better understand each component individually.

Mistake finding is a fundamental reasoning skill that has been studied and utilised extensively in philosophy, psychology, and mathematics, spawning concepts such as critical thinking, and logical and mathematical fallacies. One might expect that the ability to find mistakes should also be an important requirement for LLMs. However, our results show that state-of-the-art LLMs currently *cannot* find mistakes reliably.

Output correction involves partially or completely changing previously generated outputs. With self-correction, this is typically done with outputs generated by the same model (see Pan et al. (2023)). Despite LLMs’ inability to *find* mistakes, our results show that they can *correct* outputs, if given information about the mistake location. While LLMs struggle with mistake-finding in few-shot conditions, we can obtain more reliable

^{*}Work done during an internship at Google Research.

[†]Equal leadership contribution.

mistake location information using a small, trained classifier.

Our contributions for this paper are as follows:

1. With Chain-of-Thought prompting, any task can be turned into a mistake-finding task. We collect and release¹ to the research community **BIG-Bench Mistake**, a dataset of CoT-style traces² generated using PaLM 2 (Anil et al., 2023), and annotated according to where the first logical mistake is. To our knowledge, BIG-Bench Mistake is the first dataset of its kind that goes beyond problems in mathematics.
2. We produce benchmark results for our dataset to test the reasoning capabilities of five state-of-the-art LLMs. We demonstrate that these LLMs **struggle with mistake finding, even for objective, unambiguous cases**. We hypothesise that this is a main contributing factor to LLMs’ inability to self-correct reasoning errors.
3. We test LLMs’ ability to correct reasoning errors *separately* from mistake-finding, by feeding to the model the ground truth (or *oracle*) mistake location information through a backtracking method. We demonstrate that **LLMs’ correction abilities are robust**, effectively correcting outputs that are originally incorrect, with minimal effect on outputs that are originally correct.
4. We demonstrate that LLMs’ low accuracy at few-shot mistake-finding can be improved upon **without using in-domain training data**. As a proof-of-concept, we train a small mistake-finding classifier using out-of-domain data, which performs better than prompting a large model. We leave the development of more sophisticated methods to future work.

2 BIG-Bench Mistake

BIG-Bench Mistake contains 2186 sets of CoT-style traces. Each trace is generated with PaLM 2 Unicorn (Anil et al., 2023), and annotated with the location of the first logical error. Table 1 shows an example trace where the mistake location³ is the 4th step.

¹Publicly available at <https://github.com/WHGTYen/BIG-Bench-Mistake>.

²We refer to a set of CoT reasoning steps as a *trace*.

³As some traces may not contain mistakes, we use the term *mistake location* as a multi-class label that can refer to either the integer N where the N^{th} step contains the first mistake, or that there are no mistakes.

Sort the following words alphabetically: List: hypochlorite ponderosa phone credulity

Thought 1: I should start by looking at the first letter of the words in the list. The first letter: "hypochlorite": "h" (8). "ponderosa": "p" (16). "phone": "p" (16). "credulity": "c" (3).

Thought 2: We now have: (3) "credulity" < (8) "hypochlorite" < (16) ["ponderosa" ? "phone"].

Thought 3: Now let’s sort this subpart ["ponderosa" ? "phone"] by looking at their second letters. The second letter: "ponderosa": "o" (15). "phone": "h" (8).

Thought 4: (MISTAKE) We now have: (8) "phone" < (15) "ponderosa" for the subpart. Hence, we have "credulity" < "phone" < "ponderosa".

Thought 5: I have now sorted all the words. The answer is credulity hypochlorite phone ponderosa

Table 1: Example of a CoT trace for the word sorting task. There is a mistake in Thought 4: the ordering "credulity" < "phone" < "ponderosa" is missing the word *hypochlorite*.

Our traces span across a set of 5 tasks from the BIG-bench dataset (Srivastava et al., 2023): word sorting, tracking shuffled objects, logical deduction, multi-step arithmetic, and Dyck languages⁴. CoT prompting is used to prompt PaLM 2 to answer questions from each task. As we wanted to separate our CoT traces into distinct steps, we follow Yao et al. (2022) and generate each step separately, using the newline as a stop token.

All traces are generated with temperature = 0. The correctness of answers are determined by exact match. Prompts can be found at <https://github.com/WHGTYen/BIG-Bench-Mistake> along with the dataset.

2.1 Annotation

Each generated trace is annotated with the first logical error. We ignore any subsequent errors as they may be dependent on the original error.

Note that traces can contain a logical mistake yet arrive at the correct answer. To disambiguate the two types of correctness, we will use the terms **correct_{ans}** and **incorrect_{ans}** to refer to whether the final answer of the trace is correct. **Accuracy_{ans}**

⁴These 5 tasks are selected because 1) Anil et al. (2023) demonstrate that PaLM 2 performs poorly on these tasks, so it is likely to generate mistakes in CoT traces; 2) mistakes in these tasks are likely to be unambiguous, therefore minimising subjectivity during annotation; and 3) identifying mistakes for these tasks does not require expertise knowledge.

Task	# of correct _{ans} traces	# of incorrect _{ans} traces	# of incorrect _{mis} traces	Total
Word sorting	45	255	266	300
Tracking shuffled objects	45	255	260	300
Logical deduction	45	255	294	300
Multistep arithmetic	45	255	238	300
Dyck languages	482	504	650	986
Dyck languages (sampled)	88	504	545	592

Table 2: Number of traces in our dataset that are correct and incorrect. Dyck languages (sampled) is a set of traces sampled so that the ratio of correct_{ans} to incorrect_{ans} traces matches other tasks.

would therefore refer to the overall accuracy for the task, based on how many final answers are correct. To refer to whether the trace contains a logical **mistake** (rather than the correctness of the final answer), we will use **correct**_{mis} and **incorrect**_{mis}.

2.1.1 Human annotation

For 4 of the 5 tasks, we recruit human annotators to go through each trace and identify any errors. Annotators have no domain expertise but are given guidelines⁵ to complete the task.

Before annotation, we sample a set of 300 traces for each task, where 255 (85%) are incorrect_{ans}, and 45 (15%) are correct_{ans}. Since human annotation is a limited and expensive resource, we chose this distribution to maximise the number of steps containing mistakes and to prevent over-saturation of correct steps. We also include some correct_{ans} traces because some may contain logical errors despite the correct answer, and to ensure that the dataset included examples of correct steps that are near the end of the trace. To account for this skewed distribution, results in section 4 are split according to whether the original trace is correct_{ans} or not.

Following Lightman et al. (2023), annotators are instructed to go through each step in the trace and indicate whether the step is correct or not (binary choice). Annotators only submit their answers when all steps are annotated, or there is one incorrect step. If an incorrect step is identified, the remaining steps are skipped. This is to avoid ambiguities where a logically correct deduction is dependent on a previous mistake. Our annotation guidelines can be found at https://github.com/WHGTYen/BIG-Bench-Mistake/tree/main/annotation_guidelines, and we include a screenshot of the user interface in Appendix D.

Each trace is annotated by at least 3 annotators. If there are any disagreements, we take the majority label. We calculate Krippendorff’s alpha (Hayes

and Krippendorff, 2007) to measure inter-rater reliability (see Table 3).

Task	Krippendorff’s α
Word sorting	0.979
Tracking shuffled objects	0.998
Logical deduction	0.996
Multistep arithmetic	0.984

Table 3: Inter-rater reliability for the human-annotated tasks, measured by Krippendorff’s alpha.

2.1.2 Automatic annotation

For Dyck languages, we use mostly automatic instead of human annotation, as the traces show limited variation in phrasing and solution paths.

For each trace, we algorithmically generate a set of steps based on the format used in the prompt examples. Using pattern matching, we identify whether each model-generated step conforms to the same format. If so, we compare the two and assume that the trace is incorrect if the symbols do not match. Additionally, we account for edge cases such as where the final two steps are merged into one, or variations in presentation where symbols may or may not be placed in quotes. We release the code at <https://github.com/WHGTYen/BIG-Bench-Mistake> along with our dataset.

3 Can LLMs find reasoning mistakes in CoT traces?

Table 4 shows the accuracy of GPT-4-Turbo, GPT-4, GPT-3.5-Turbo, Gemini Pro, and PaLM 2 Unicorn on our mistake-finding dataset. For each question, the possible answers are either: that there are no mistakes, or; if there is a mistake, the number N indicating the step in which the first mistake occurs. A model’s output is only considered correct if the location matches exactly, or the output correctly indicates that there are no mistakes.

All models are given the same 3-shot prompts⁵. We use three different prompting methods:

- **Direct trace-level prompting** involves using the whole trace as input to the model and di-

⁵<https://github.com/WHGTYen/BIG-Bench-Mistake> contains further details.

rectly prompting for the mistake location. The model must output either the number representing the step, or "No".

- **Direct step-level prompting** prompts for a binary Yes/No output for every step, indicating whether or not the step is correct. In each generation call, the input contains the partial trace up to (and including) the target step, but does not contain results for previous steps. The final answer is inferred from where the first "No" output occurs (subsequent steps are ignored).
- **CoT step-level prompting** is an extension of direct, step-level prompting. Instead of a binary Yes/No response, we prompt the model to check the (partial) trace through a series of reasoning steps. This method is the most resource intensive of all three methods as it involves generating a whole CoT sequence for every step. As with direct step-level prompting, the final answer is inferred from where the first "No" output occurs (subsequent steps are ignored).

3.1 Discussion

All five models appear to struggle with our mistake finding dataset. GPT-4 attains the best results but only reaches an overall accuracy of 52.87 with direct step-level prompting. While exact parameter counts are undisclosed, GPT-4 is likely one of the largest models, along with PaLM 2 Unicorn⁶, while Gemini Pro and GPT-3.5-Turbo are among the smaller models.

Our findings are in line with and builds upon results from Huang et al. (2023), who show that existing self-correction strategies are ineffective on reasoning errors. In our experiments, we specifically target the models' *mistake finding* ability and provide results for additional tasks. We show that state-of-the-art LLMs clearly struggle with mistake finding, even in the most simple and unambiguous cases. (For comparison, humans can identify mistakes without specific expertise, and have a high degree of agreement, as shown in Table 3.)

We hypothesise that LLMs' inability to find mistakes is a main contributing factor to why LLMs are unable to self-correct reasoning errors. If LLMs are

⁶Note that the traces in our dataset are generated using PaLM 2 Unicorn and are sampled according to whether the final answer was correct or not. Therefore, we expect that using PaLM 2 itself to do mistake finding will produce different and likely biased results. Further work is needed to elucidate the difference between cross-model evaluation and self-evaluation.

unable to *identify* mistakes, it should be no surprise that they are unable to self-correct either.

Model	Direct (trace)	Direct (step)	CoT (step)
Word sorting (11.7)			
GPT-4-Turbo	36.33	33.00	–
GPT-4	35.00	44.33	34.00
GPT-3.5-Turbo	11.33	15.00	15.67
Gemini Pro	10.67	–	–
PaLM 2 Unicorn	11.67	16.33	14.00
Tracking shuffled objects (5.4)			
GPT-4-Turbo	39.33	61.67	–
GPT-4	62.29	65.33	90.67
GPT-3.5-Turbo	10.10	1.67	19.00
Gemini Pro	37.67	–	–
PaLM 2 Unicorn	18.00	28.00	55.67
Logical deduction (8.3)			
GPT-4-Turbo	21.33	75.00	–
GPT-4	40.67	67.67	10.33
GPT-3.5-Turbo	2.00	25.33	9.67
Gemini Pro	8.67	–	–
PaLM 2 Unicorn	6.67	38.00	12.00
Multistep arithmetic (5.0)			
GPT-4-Turbo	38.33	43.33	–
GPT-4	44.00	42.67	41.00
GPT-3.5-Turbo	20.00	26.00	25.33
Gemini Pro	21.67	–	–
PaLM 2 Unicorn	22.00	21.67	23.67
Dyck languages† (24.5)			
GPT-4-Turbo	15.33*	28.67*	–
GPT-4	17.06	44.33*	41.00*
GPT-3.5-Turbo	8.78	5.91	1.86
Gemini Pro	2.00	–	–
PaLM 2 Unicorn	10.98	14.36	17.91
Overall			
GPT-4-Turbo	30.13	48.33	–
GPT-4	39.80	52.87	43.40
GPT-3.5-Turbo	10.44	14.78	14.31
Gemini Pro	16.14	–	–
PaLM 2 Unicorn	17.09	23.67	24.65

Table 4: Mistake finding accuracy across 5 tasks. The average number of steps in CoT reasoning traces in each task is in brackets. Unless otherwise indicated, the number of traces is in Table 2. We provide scores split by correctness_{ans} of the original trace in Appendix E. Due to cost and usage limits, we are unable to provide results indicated by –.

† indicates that traces were sampled to contain 15% correct_{ans} and 85% incorrect_{ans} traces (see Table 2).

* indicates that traces were sampled to contain 45 correct_{ans} and 255 incorrect_{ans} traces to reduce costs.

3.2 Comparison of prompting methods

As we compare results across the three methods, we find that the accuracy on traces with no mistakes goes down⁷ considerably from direct, trace-level prompting to CoT, step-level prompting. Figure 1 demonstrates this trade-off.

We hypothesise that this is due to the number of outputs generated by the model. Our three methods involve generating increasingly complex outputs, starting with direct, trace-level prompting requiring a single token, then direct, step-level prompting requiring one token per step, and finally CoT step-level prompting requiring several sentences per step. If each generation call has some probability of identifying a mistake, then the more calls made on each trace, the more likely the model will identify at least one mistake.

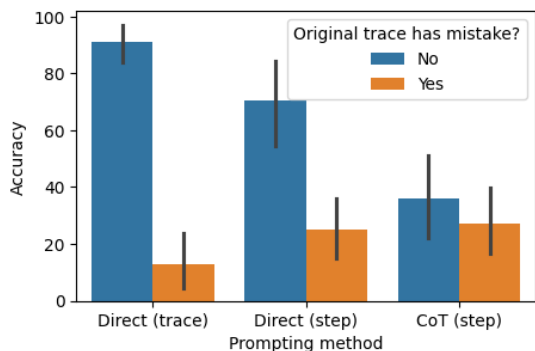


Figure 1: Graph of mistake location accuracies for each prompting method (excluding GPT-4-Turbo and Gemini Pro which we do not have all results for). Blue bars show accuracies on traces with no mistakes, so the model must predict that the trace has no mistake to be considered correct; orange bars show accuracies on traces with a mistake, so the model must predict the precise location of the mistake to be considered correct.

3.3 Few-shot prompting for mistake location as a proxy for correctness

In this section, we investigate whether our prompting methods can reliably determine the correctness_{ans} of a trace rather than the mistake location. Our motivation was that even humans use mistake finding as a strategy for determining whether an answer is correct or not, like when going through mathematical proofs or argumentation.

⁷Note that the traces in BIG-Bench Mistake are sampled to contain more incorrect_{ans} traces than correct_{ans} traces (and therefore more incorrect_{mis} traces than correct_{mis} traces), so the overall mistake location accuracy appears higher for per-step prompting in Table 4, despite the poor accuracy for correct_{mis} traces. For a full set of scores split by correctness_{mis}, see Appendix E.

Additionally, it may be the case that directly predicting the correctness_{ans} of a trace is easier than pinpointing the precise location of an error.

Model	Direct (trace)	Direct (step)	CoT (step)
Word sorting			
GPT-4-Turbo	87.73	86.68	–
GPT-4	81.50	85.12	81.19
GPT-3.5-Turbo	6.58	35.07	77.79
Gemini Pro	69.93	–	–
PaLM 2 Unicorn	21.08	56.66	62.92
Tracking shuffled objects			
GPT-4-Turbo	52.23	74.31	–
GPT-4	76.38	75.69	95.03
GPT-3.5-Turbo	32.04	77.61	78.11
Gemini Pro	79.66	–	–
PaLM 2 Unicorn	22.18	48.77	78.29
Logical deduction			
GPT-4-Turbo	86.46	81.79	–
GPT-4	84.54	83.38	23.96
GPT-3.5-Turbo	10.34	67.62	61.31
Gemini Pro	48.57	–	–
PaLM 2 Unicorn	31.67	37.93	21.21
Multistep arithmetic			
GPT-4-Turbo	71.17	86.24	–
GPT-4	72.97	78.67	79.67
GPT-3.5-Turbo	3.76	53.18	64.08
Gemini Pro	32.21	–	–
PaLM 2 Unicorn	33.69	13.42	70.94
Dyck languages			
GPT-4-Turbo	51.96	85.87	–
GPT-4	62.33	85.73	79.60
GPT-3.5-Turbo	46.57	79.31	77.79
Gemini Pro	61.24	–	–
PaLM 2 Unicorn	31.17	31.63	25.20

Table 5: Weighted average F1 scores for predicted correctness_{ans} of traces across 5 tasks. Baseline is 78 if we only select the incorrect_{ans} label. As in Table 4, traces for the Dyck languages task has been sampled to match the ratio of correct_{ans} to incorrect_{ans} traces of the other tasks. See Table 2 for a full breakdown.

We calculate averaged F1 scores based on whether the model predicts there is a mistake in the trace. If there is a mistake, we assume the model prediction is that the trace is incorrect_{ans}. Otherwise, we assume the model prediction is that the trace is correct_{ans}. In Table 5, we average the F1s calculated with correct_{ans} and incorrect_{ans} as positive labels, weighted according to the number of times each label occurs. Note that the naive baseline of predicting all traces as incorrect achieves a

weighted F1 average of 78.

The weighted F1 scores show that prompting for mistakes is likely a poor strategy for determining the correctness of the final answer. This is in line with our previous finding that LLMs struggle to identify mistake locations, and also builds upon results from Huang et al. (2023), who demonstrate that improvements from Reflexion (Shinn et al., 2023) and RCI (Kim et al., 2023) are only from using oracle correctness_{ans} information.

4 Can LLMs correct reasoning mistakes in CoT traces?

In this section, we examine LLMs’ ability to *correct* mistakes, independently of their ability to *find* them. To do so, we feed oracle mistake location information from BIG-Bench Mistake into the model and prompt it for a corrected version of the original CoT trace.

As a simple baseline, we use the following backtracking method (visualized in Figure 2):

- (a) First, the model generates an initial CoT trace. In our experiments, we use temperature = 0.
- (b) We then determine the mistake location in this trace, either from oracle labels (in this section) or with a classifier (in section 5).
- (c) If there are no mistakes, we move onto the next trace. If there is a mistake (e.g. at Thought 4 in the example trace in Table 1), we prompt the model again for the same step but at temperature = 1. We use same prompt and the partial trace containing all steps up to but not including the mistake step (e.g. up to Thought 3, prompting for Thought 4).
- (d) In our experiments, we found that (c) often produced steps that are identical to the original. We therefore repeat (c) until a different step is generated (or up to a fixed number, whichever is less). For this paper, we use 8 as the maximum number of re-generations; the effects of varying this number is left for future investigation. To reduce computational cost, we generate 8 outputs simultaneously but only select one for backtracking.
- (e) Finally, with the new, regenerated step in place of the previous one, we generate the remaining steps of the trace again at temperature = 0.

This backtracking method is designed to be a very simple baseline, with no specific prompt text or phrasing, and without relying on generating a

large number of alternatives. For our experimental results below, we specifically use the same model (PaLM 2 Unicorn) to correct the traces it originally generated, to test its ability to self-correct.

4.1 Results

The results are shown in Table 6. To show that performance increases are not due to randomly resampling outputs, we compare our results to a random baseline, where a mistake location⁸ is randomly selected for each trace and we perform backtracking based on the random location.

Note that Table 6 separates results into numbers for the correct set and the incorrect set, referring to whether the *original* trace was correct_{ans} or not. This gives a clearer picture than the overall accuracy_{ans}, which would be skewed by the proportion of traces that were originally correct_{ans} (15%) and incorrect_{ans} (85%).

Scores represent the absolute differences in accuracy_{ans}. We perform backtracking on both correct_{ans} and incorrect_{ans} traces, as long as there is a mistake in one of the steps.

$\Delta\text{accuracy}_{\checkmark}$ refers to differences in accuracy_{ans} on the set of traces whose *original* answer was correct_{ans}. Note that we take losses here because, despite the correct answer, there is a logical mistake in one of the steps. Therefore, the answer may change to an incorrect one when we backtrack.

$\Delta\text{accuracy}_{\times}$ is the same but for incorrect_{ans} traces, so the answers may have been corrected, hence increasing accuracy_{ans}.

For example, for the word sorting task, 11.11% of traces that were originally correct_{ans} became incorrect_{ans}, while 23.53% of traces that were originally incorrect_{ans} became correct_{ans}.

4.2 Discussion

The scores show that the gains from correcting incorrect_{ans} traces are larger than losses from changing originally correct answers. Additionally, while the random baseline also obtained improvements, they are considerably smaller than if the true mistake location was used. Note that tasks involving fewer steps are more likely to improve performance in the random baseline, as the true mistake location is more likely to be identified.

⁸As described above, the mistake location can be either the number representing the step, or that there are no mistakes. If there are no mistakes, we do not use backtracking and simply use the original trace.

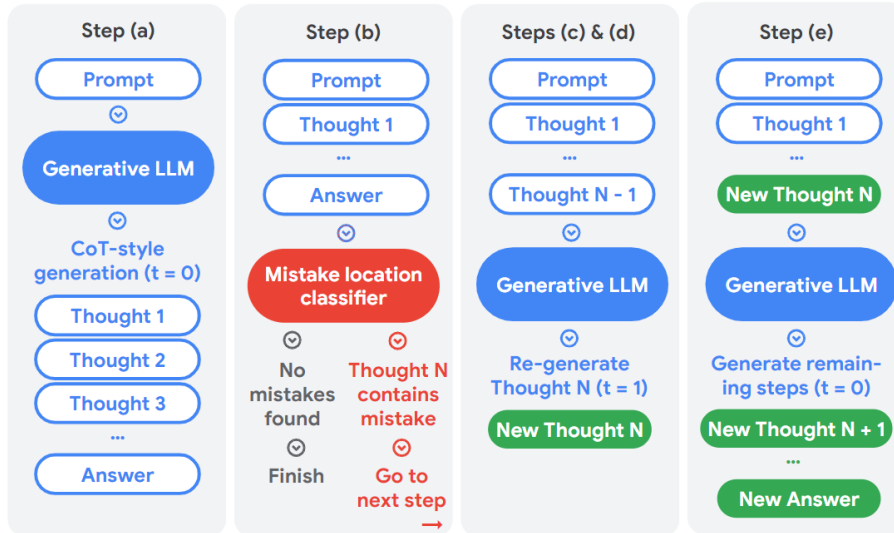


Figure 2: Visualization of our backtracking method, which is used to feed mistake location information to the model for correction. t refers to the temperature used during generation.

Task	With mistake location		With random location		Avg. num. of steps
	Δ accuracy \checkmark	Δ accuracy \times	Δ accuracy \checkmark	Δ accuracy \times	
Word sorting	-11.11	+23.53	-15.56	+11.76	11.7
Tracking shuffled objects	-6.67	+43.92	-6.67	+20.39	5.4
Logical deduction	-11.43	+36.86	-13.33	+21.57	8.3
Multistep arithmetic	-0.00	+18.04	-8.89	+10.59	5.0
Dyck languages	-6.82	+18.06	-15.91	+5.16	24.5

Table 6: Absolute differences in accuracy $_{ans}$ before and after backtracking. "With mistake location" indicates that backtracking was done using oracle mistake locations from the dataset; "With random location" indicates that backtracking was done based on randomly selected locations. Δ accuracy \checkmark refers to differences in accuracy $_{ans}$ on the set of traces whose *original* answer was correct $_{ans}$; Δ accuracy \times for traces whose original answer was incorrect $_{ans}$. The average number of steps in a trace is shown to demonstrate the likelihood of randomly selecting the correct mistake location in the random baseline condition.

Our results show that, with mistake location information available, LLMs can correct their own outputs and improve overall downstream performance. This suggests that the main bottleneck in self-correction methods is the identification of mistakes, rather than the correction process. This bottleneck can be overcome by using ground truth feedback (as in Reflexion (Shinn et al., 2023) or RCI (Kim et al., 2023)), or by training a classifier (see section 5).

While our numbers do show that our gains are higher than our losses, it should be noted that changes in the overall accuracy depends on the original accuracy achieved on the task. For example, if the original accuracy on the tracking shuffled objects task was 50%, the new accuracy would be 68.6%. On the other hand, if the accuracy was 99%, the new accuracy would drop to 92.8%. As our dataset is highly skewed and only contains 45

correct $_{ans}$ traces per task, we leave to future work a more comprehensive assessment of backtracking, as well as the development of more sophisticated ways to incorporate mistake location information into the self-correction loop.

5 Obtaining mistake location information with a trained classifier

As shown in section 4, if mistake location information is available, LLMs can correct their own CoT traces and boost downstream performance. However, these experimental results are based on oracle labels, which are typically not available in downstream tasks.

One possible solution is to obtain mistake location information from a smaller, trained classifier. If training data is available, one might ask why this approach is preferable to simply fine-tuning the larger, generator model. The reasons are:

- Training a small classifier is far more efficient in terms of computing resources and available data.
- Once the classifier is trained, it can be used with any LLM as the generator and be updated independently. This can be especially helpful with API-based LLMs that cannot be fine-tuned.
- The process of mistake finding is more interpretable than updating the weights of the generator model directly. It clearly pinpoints the location at which an error occurs, which can help the debugging process and allow faster development and iterations of models.

In this section, we seek to answer two questions in the following subsections:

5.1: What mistake-finding accuracy is required for backtracking to be effective?

A trained classifier is unlikely to reach 100% mistake-finding accuracy. If backtracking is only effective when mistake location is 100% accurate, we would not be able to replace oracle labels with a trained classifier.

5.2: Is it possible to improve on results in section 3 without in-domain training data?

Sufficient in-domain training data typically guarantees a performance boost, but can be hard to obtain. We investigate whether mistake-finding in reasoning traces is transferable across tasks. If so, one can use BIG-Bench Mistake or similar datasets to fine-tune a mistake-finding classifier for other tasks.

5.1 Minimum mistake finding accuracy

To explore what level of mistake-finding accuracy is needed, we simulate classifiers at different levels of accuracy and run backtracking for each level. We use $accuracy_{mis}$ to refer to the mistake-finding accuracy classifier, to differentiate from downstream task $accuracy_{ans}$.

For a given classifier at $X\%$ $accuracy_{clf}$, we use the mistake location from BIG-Bench Mistake $X\%$ of the time. For the remaining $(100 - X)\%$, we sample a mistake location randomly. To mimic the behaviour of a typical classifier, mistake locations are sampled to match the distribution found in the dataset. We also ensure that the sampled location does not match the correct location.

Results are shown in Figure 3. We can see that the losses in $\Delta accuracy_{\checkmark}$ begins to plateau at 65%.

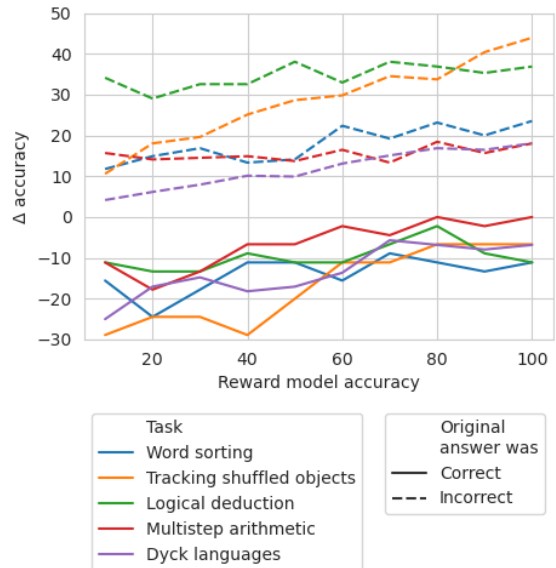


Figure 3: $\Delta accuracy_{\checkmark}$ and $\Delta accuracy_{\times}$ on each dataset as $accuracy_{clf}$ increases.

In fact, for most tasks, $\Delta accuracy_{\checkmark}$ is already larger than $\Delta accuracy_{\times}$ at around 60-70% $accuracy_{RM}$. This demonstrates that while higher accuracies produce better results, backtracking is still effective even without gold standard mistake location labels.

5.2 Training a classifier on out-of-domain data

We test whether mistake-finding can benefit from a dedicated classifier trained on out-of-distribution tasks. We fine-tune PaLM 2 Otter, a model much smaller than PaLM 2 Unicorn, with our BIG-Bench Mistake data for 20k steps and choose the checkpoint with the best validation results. For each task, we hold out the in-domain data for evaluation while training the classifier on the other 4 tasks.

We show the relative improvements and losses in Table 7 vs. a 3-shot baseline on PaLM 2 Unicorn (scores from section 3). We see gains for 4 out of 5 of the tasks. Note the classifiers we train are significantly smaller than our inference model, and is trained on out-of-domain data. This suggests that it may be possible to train classifiers to assist in backtracking, and that these classifiers do not have to be large. Further, such a classifier can work on out-of-distribution mistakes.

Despite this, the performance of our classifiers do not meet the threshold required for effective backtracking, as demonstrated in subsection 5.1. We believe more data may be necessary to improve results across the board on all tasks. We leave to future work the collection of this larger dataset and

Held-out task	Trained classifier accuracy _{mis} (Otter)	3-shot prompting accuracy _{mis} (Unicorn)	Difference
Word sorting	22.33	11.67	+11.66
Tracking shuffled objects	37.67	18.00	+19.67
Logical deduction	6.00	6.67	-0.67
Multi-step arithmetic	26.00	22.00	+4.00
Dyck languages	33.57	10.98	+22.59

Table 7: Absolute difference in mistake finding accuracy between PaLM 2 Unicorn and a small, trained classifier. Bold indicates the best score for each task. Note that PaLM 2 Otter is significantly smaller than PaLM 2 Unicorn, and is trained on out-of-domain data.

a more rigorous investigation of the trade-offs of model size vs. performance of the classifier.

We also leave for future investigation the effect of backtracking iteratively with a classifier: for example, the generator model may make another mistake after backtracking for the first time, which can then be identified and corrected again.

6 Related work

6.1 Datasets

To our knowledge, the only publicly available dataset containing mistake annotations in LLM outputs is PRM800K (Lightman et al., 2023), which is a dataset of solutions to Olympiad-level math questions. Our dataset BIG-Bench Mistake covers a wider range of tasks to explore the reasoning capabilities of LLMs more thoroughly. Additionally, our dataset explores the more general case of prompting API-based LLMs, whereas PRM800K uses a generator LLM that was heavily fine-tuned for math-specific problems.

6.2 Self-correction

The term *self-correction* can be applied to a wide variety of techniques. Pan et al. (2023) present a survey of self-correction methods in recent literature. Broadly, proposed self-correction methods can vary in the following dimensions:

Source of feedback Some techniques rely on external feedback inherent to the task such as code execution errors (Yasunaga and Liang, 2020; Chen et al., 2023a, 2024b), or feedback from humans (e.g. Chen et al., 2024a; Yuan et al., 2024). Some explicitly train a model to produce feedback (e.g. Madaan et al., 2021; Welleck et al., 2023; Bai et al., 2022b; Lee et al., 2023; Paul et al., 2023; Ouyang et al., 2022; Bai et al., 2022a; Ganguli et al., 2023), while others rely on prompting only (e.g. Shinn et al., 2023; Miao et al., 2024). It has been demonstrated that prompting-only setups can work well for stylistic or qualitative improvements (e.g. Madaan et al.,

2023; Chen et al., 2023b), but would require external feedback for reasoning tasks (Huang et al., 2023; Shinn et al., 2023; Kim et al., 2023; Madaan et al., 2023).

Time of correction Feedback can be incorporated at various points during the self-correction process. Some methods do so by updating weights during training time (e.g. Ouyang et al., 2022; Bai et al., 2022a; Ganguli et al., 2023); some do so during generation time (e.g. Weng et al., 2023; Dalvi Mishra et al., 2022; Xie et al., 2023); others apply correction to output that has already been generated (e.g. Saunders et al., 2022; Kim et al., 2023; Shinn et al., 2023). Our method falls into the final category (post-hoc correction), as it involves identifying an incorrect step in a complete CoT trace; however, it is also possible to apply a mistake-finding classifier at every step during generation.

7 Conclusion

In this paper, we investigate LLMs’ ability to find mistakes and correct outputs. We find that LLMs generally struggle to find mistakes, but, when given mistake location information, are able to correct outputs to boost performance. We therefore hypothesise that mistake finding is an important bottleneck preventing self-corrections strategies from performing well on reasoning tasks.

We show initial evidence that a dedicated classifier for mistake finding can overcome this bottleneck. We train a small, baseline classifier on out-of-domain data and demonstrate improvement over few-shot prompting results. While the classifier does not reach the threshold required for effective backtracking, our results show that it is possible to improve on mistake-finding accuracy using standard machine learning techniques. We leave the development of more sophisticated methods to future work, and release our dataset BIG-Bench Mistake to encourage this direction of research.

Limitations

One main limitation of our dataset is that it features tasks that are artificial and unrealistic for real-world applications. We made this choice to minimise ambiguity and subjectivity during the mistake finding process, but further work needs to be done to determine the effectiveness of backtracking in a more realistic setting.

Another limitation is that our paper does not experiment with backtracking on the original datasets on BIG-Bench, only showing results on the limited set that we sampled in a skewed manner, in order to maximise the value of the human annotators' time. We leave the full evaluation to future work as this is beyond the scope of this paper, which is intended as a proof-of-concept to show the importance of mistake-finding.

Acknowledgements

We thank Vicky Zayats and Sian Gooding for their invaluable feedback, as well as members of the Google Research and Google DeepMind teams who gave continued support throughout the project.

References

- Rohan Anil, Andrew M Dai, Orhan Firat, Melvin Johnson, Dmitry Lepikhin, Alexandre Passos, Siamak Shakeri, Emanuel Taropa, Paige Bailey, Zhifeng Chen, et al. 2023. Palm 2 technical report. *arXiv preprint arXiv:2305.10403*.
- Yuntao Bai, Andy Jones, Kamal Ndousse, Amanda Askell, Anna Chen, Nova DasSarma, Dawn Drain, Stanislav Fort, Deep Ganguli, Tom Henighan, et al. 2022a. Training a helpful and harmless assistant with reinforcement learning from human feedback. *arXiv preprint arXiv:2204.05862*.
- Yuntao Bai, Saurav Kadavath, Sandipan Kundu, Amanda Askell, Jackson Kernion, Andy Jones, Anna Chen, Anna Goldie, Azalia Mirhoseini, Cameron McKinnon, et al. 2022b. Constitutional AI: Harmlessness from AI feedback. *arXiv preprint arXiv:2212.08073*.
- Angelica Chen, Jérémy Scheurer, Jon Ander Campos, Tomasz Korbak, Jun Shern Chan, Samuel R. Bowman, Kyunghyun Cho, and Ethan Perez. 2024a. [Learning from natural language feedback](#). *Transactions on Machine Learning Research*.
- Bei Chen, Fengji Zhang, Anh Nguyen, Daoguang Zan, Zeqi Lin, Jian-Guang Lou, and Weizhu Chen. 2023a. [Codet: Code generation with generated tests](#). In *The Eleventh International Conference on Learning Representations*.
- Pinzhen Chen, Zhicheng Guo, Barry Haddow, and Kenneth Heafield. 2023b. Iterative translation refinement with large language models. *arXiv preprint arXiv:2306.03856*.
- Xinyun Chen, Maxwell Lin, Nathanael Schärli, and Denny Zhou. 2024b. [Teaching large language models to self-debug](#). In *The Twelfth International Conference on Learning Representations*.
- Bhavana Dalvi Mishra, Oyvind Tafjord, and Peter Clark. 2022. [Towards teachable reasoning systems: Using a dynamic memory of user feedback for continual system improvement](#). In *Proceedings of the 2022 Conference on Empirical Methods in Natural Language Processing*, pages 9465–9480, Abu Dhabi, United Arab Emirates. Association for Computational Linguistics.
- Deep Ganguli, Amanda Askell, Nicholas Schiefer, Thomas I Liao, Kamilé Lukošiuūtė, Anna Chen, Anna Goldie, Azalia Mirhoseini, Catherine Olsson, Danny Hernandez, et al. 2023. The capacity for moral self-correction in large language models. *arXiv preprint arXiv:2302.07459*.
- Andrew F Hayes and Klaus Krippendorff. 2007. Answering the call for a standard reliability measure for coding data. *Communication methods and measures*, 1(1):77–89.
- Jie Huang, Xinyun Chen, Swaroop Mishra, Huaixiu Steven Zheng, Adams Wei Yu, Xinying Song, and Denny Zhou. 2023. Large language models cannot self-correct reasoning yet. *arXiv preprint arXiv:2310.01798*.
- Geunwoo Kim, Pierre Baldi, and Stephen McAleer. 2023. Language models can solve computer tasks. *arXiv preprint arXiv:2303.17491*.
- Harrison Lee, Samrat Phatale, Hassan Mansoor, Kellie Lu, Thomas Mesnard, Colton Bishop, Victor Carbune, and Abhinav Rastogi. 2023. Rlaif: Scaling reinforcement learning from human feedback with ai feedback. *arXiv preprint arXiv:2309.00267*.
- Hunter Lightman, Vineet Kosaraju, Yura Burda, Harri Edwards, Bowen Baker, Teddy Lee, Jan Leike, John Schulman, Ilya Sutskever, and Karl Cobbe. 2023. Let's verify step by step. *arXiv preprint arXiv:2305.20050*.
- Aman Madaan, Niket Tandon, Prakhar Gupta, Skyler Hallinan, Luyu Gao, Sarah Wiegrefe, Uri Alon, Nouha Dziri, Shrimai Prabhumoye, Yiming Yang, et al. 2023. Self-refine: Iterative refinement with self-feedback. *arXiv preprint arXiv:2303.17651*.
- Aman Madaan, Niket Tandon, Dheeraj Rajagopal, Peter Clark, Yiming Yang, and Eduard Hovy. 2021. [Think about it! improving defeasible reasoning by first modeling the question scenario](#). In *Proceedings of the 2021 Conference on Empirical Methods in Natural Language Processing*, pages 6291–6310, Online and Punta Cana, Dominican Republic. Association for Computational Linguistics.

- Ning Miao, Yee Whye Teh, and Tom Rainforth. 2024. Selfcheck: Using llms to zero-shot check their own step-by-step reasoning. In *ICLR 2024*.
- Long Ouyang, Jeffrey Wu, Xu Jiang, Diogo Almeida, Carroll Wainwright, Pamela Mishkin, Chong Zhang, Sandhini Agarwal, Katarina Slama, Alex Ray, et al. 2022. Training language models to follow instructions with human feedback. *Advances in Neural Information Processing Systems*, 35:27730–27744.
- Liangming Pan, Michael Saxon, Wenda Xu, Deepak Nathani, Xinyi Wang, and William Yang Wang. 2023. Automatically correcting large language models: Surveying the landscape of diverse self-correction strategies. *arXiv preprint arXiv:2308.03188*.
- Debjit Paul, Mete Ismayilzada, Maxime Peyrard, Beatriz Borges, Antoine Bosselut, Robert West, and Boi Faltings. 2023. Refiner: Reasoning feedback on intermediate representations. *arXiv preprint arXiv:2304.01904*.
- William Saunders, Catherine Yeh, Jeff Wu, Steven Bills, Long Ouyang, Jonathan Ward, and Jan Leike. 2022. Self-critiquing models for assisting human evaluators. *arXiv preprint arXiv:2206.05802*.
- Noah Shinn, Federico Cassano, Edward Berman, Ashwin Gopinath, Karthik Narasimhan, and Shunyu Yao. 2023. [Reflexion: Language agents with verbal reinforcement learning](#).
- Aarohi Srivastava, Abhinav Rastogi, Abhishek Rao, Abu Awal Md Shoeb, Abubakar Abid, Adam Fisch, Adam R Brown, Adam Santoro, Aditya Gupta, Adrià Garriga-Alonso, et al. 2022. Beyond the imitation game: Quantifying and extrapolating the capabilities of language models. *arXiv preprint arXiv:2206.04615*.
- Aarohi Srivastava, Abhinav Rastogi, Abhishek Rao, Abu Awal Md Shoeb, Abubakar Abid, Adam Fisch, Adam R Brown, Adam Santoro, Aditya Gupta, Adrià Garriga-Alonso, et al. 2023. Beyond the imitation game: Quantifying and extrapolating the capabilities of language models. *Transactions on Machine Learning Research*.
- Mirac Suzgun, Nathan Scales, Nathanael Schärli, Sebastian Gehrmann, Yi Tay, Hyung Won Chung, Aakanksha Chowdhery, Quoc V Le, Ed H Chi, Denny Zhou, et al. 2022. Big-bench-hard/cot-prompts. <https://github.com/suzgunmirac/BIG-Bench-Hard/tree/main/cot-prompts>. Accessed: 2023-10-31.
- Xuezhi Wang, Jason Wei, Dale Schuurmans, Quoc V. Le, Ed H. Chi, Sharan Narang, Aakanksha Chowdhery, and Denny Zhou. 2023. [Self-consistency improves chain of thought reasoning in language models](#). In *ICLR 2023*.
- Jason Wei, Xuezhi Wang, Dale Schuurmans, Maarten Bosma, brian ichter, Fei Xia, Ed Chi, Quoc V Le, and Denny Zhou. 2022. [Chain-of-thought prompting elicits reasoning in large language models](#). In *Advances in Neural Information Processing Systems*, volume 35, pages 24824–24837. Curran Associates, Inc.
- Sean Welleck, Ximing Lu, Peter West, Faeze Brahman, Tianxiao Shen, Daniel Khashabi, and Yejin Choi. 2023. Generating sequences by learning to self-correct. In *ICLR 2023*.
- Yixuan Weng, Minjun Zhu, Fei Xia, Bin Li, Shizhu He, Shengping Liu, Bin Sun, Kang Liu, and Jun Zhao. 2023. [Large language models are better reasoners with self-verification](#). In *Findings of the Association for Computational Linguistics: EMNLP 2023*, pages 2550–2575, Singapore. Association for Computational Linguistics.
- Yuxi Xie, Kenji Kawaguchi, Yiran Zhao, Xu Zhao, Min-Yen Kan, Junxian He, and Qizhe Xie. 2023. [Self-evaluation guided beam search for reasoning](#). In *Thirty-seventh Conference on Neural Information Processing Systems*.
- Shunyu Yao, Jeffrey Zhao, Dian Yu, Nan Du, Izhak Shafran, Karthik Narasimhan, and Yuan Cao. 2022. React: Synergizing reasoning and acting in language models. *arXiv preprint arXiv:2210.03629*.
- Michihiro Yasunaga and Percy Liang. 2020. Graph-based, self-supervised program repair from diagnostic feedback. In *International Conference on Machine Learning*, pages 10799–10808. PMLR.
- Weizhe Yuan, Kyunghyun Cho, and Jason Weston. 2024. [System-level natural language feedback](#). In *Proceedings of the 18th Conference of the European Chapter of the Association for Computational Linguistics (Volume 1: Long Papers)*, pages 2773–2789, St. Julian’s, Malta. Association for Computational Linguistics.

A Dataset details

Our dataset, BIG-Bench Mistake, is available at <https://github.com/WHGTYen/BIG-Bench-Mistake> under the Apache License 2.0. The five tasks used in our dataset are based on BIG-Bench (Srivastava et al., 2022), also released under the Apache License 2.0. All five tasks are in the English language.

A.1 3-shot CoT prompting to generate traces for BIG-Bench Mistake

We use PaLM 2 (Unicorn) to generate the traces used in BIG-Bench Mistake. All traces are generated at temperature = 0.

Our prompts and examples can be found at <https://github.com/WHGTYen/BIG-Bench-Mistake>. Our prompts are based on chain-of-thought prompts in the BIG-Bench

Hard dataset (Suzgun et al., 2022), with four main changes:

1. Example CoT traces in the prompt are broken up into smaller steps (typically one sentence per step). This is done so that mistake location information is more precise.
2. Following Yao et al. (2022), each step in the prompt is signposted with “Thought 1”, “Thought 2:”, etc. This allows us to refer to the number of the step when prompting for mistake location.
3. For the logical deduction task, we find that the notation used in the original prompt with question marks is often inconsistent. It becomes difficult for annotators to determine whether a question mark is a mistake or not, because the correctness of the question mark is dependent on its interpretation. To minimise such ambiguity, we replace the question mark notation with text descriptions of the objects.
4. For the multistep arithmetic task, one of the prompt examples is altered to increase the length of the equation. This is because the BIG-Bench Hard dataset (where the prompts are taken from) only used equations of a specific length, but our dataset contains equations of averaged a variety of lengths, in accordance with the original BIG-Bench dataset (Srivastava et al., 2022).

Following Yao et al. (2022), we use the newline as the stop token, thereby generating one step with every generation call. We algorithmically append “Thought N:” before each step. This allows us to split up steps in a clear and systematic way. We stop generating once an answer is reached, which is detected using the following regex:

```
(?<=[Tt]he answer is).*
```

A.2 3-shot prompting to identify mistakes in BIG-Bench Mistake

As described in section 3, we explore three different methods of prompting for mistake location: direct trace-level prompting, direct step-level prompting, and CoT step-level prompting. We use 3-shot prompting for all methods, and our prompts and examples can be found at <https://github.com/WHGTYen/BIG-Bench-Mistake>.

Our prompts follow OpenAI’s chat completion format. All results were obtained with temperature = 0 and no stop tokens.

B Annotation

We release our annotation guidelines at <https://github.com/WHGTYen/BIG-Bench-Mistake>.

Our annotators are recruited via our institution and contracted at the market rate in their country of residence.

During annotation of the multistep arithmetic task, we found that the first CoT step given in the original BIG-Bench Hard prompt examples (Suzgun et al., 2022) was incorrect. Since all generated traces contained the same first step, we removed that step before showing traces to the annotators.

Figure 4 contains an example screenshot of the user interface. For every trace, we provide the input question as well as the target answer, with a note to be aware of errors that may occur in $correct_{ans}$ traces.

Annotators can click on words to highlight the same word across the trace and the question text, which we found was particularly helpful for some tasks such as word sorting and tracking shuffled objects. Buttons on the right automatically become inactive if a previous step has been labelled as negative.

C Training mistake-finding classifiers

To train our mistake-finding classifiers (see subsection 5.2), we fine-tune PaLM 2 Otter on 4 of our 5 tasks, holding out one task for evaluation. This is done for each of our 5 tasks.

All 5 models are fine-tuned for 20k steps with a batch size of 32. The learning rate is $1e^{-5}$ with a linear ramp and cosine decay. After 20k steps, we select the checkpoint with the best validation results. The number of steps trained for each model are shown in Table 8.

Held-out task	Training steps
Word sorting	6800
Tracking shuffled objects	8000
Logical deduction	9000
Multi-step arithmetic	10000
Dyck languages	10000

Table 8: Number of training steps to fine-tune each classifier.

All models are trained as a binary classifier on

whether a CoT step is correct, given the task and previous steps. Due to the limited data, we include in training the CoT steps that occur after the first mistake step. These steps are considered incorrect for the purposes of training (despite not being human-annotated as such).

D User interface

ⓘ ▶ Submit

Instruction
Read the question in the left panel. Are the steps on the right panel the correct steps for solving the question?

Alice, Bob, and Claire are friends and avid readers who occasionally trade books. At the start of the semester, they each buy one new book: Alice gets The Great Gatsby, Bob gets Ulysses, and Claire gets Moby Dick.

As the semester proceeds, they start trading around the new books. First, Alice and Claire swap books. Then, Bob and Claire swap books. Finally, Alice and Claire swap books. At the end of the semester, Alice has

Options:
(A) The Great Gatsby.
(B) Ulysses
(C) Moby Dick.

Correct answer: (B)

Note: Please do not assume that all steps are correct if the answer is correct -- the AI can still answer correctly even though it made a mistake earlier!

At the start: Alice: Gatsby, Bob: Ulysses, Claire: Moby Dick.	😊 😊
Alice and Claire swap: Alice: Moby Dick, Bob: Ulysses, Claire: Gatsby.	😊 😊
Bob and Claire swap: Alice: Moby Dick, Bob: Gatsby, Claire: Ulysses.	😊 😊
Alice and Claire swap: Alice: Gatsby, Bob: Ulysses, Claire: Moby Dick.	😊 😊
At the end of the semester, Alice has The Great Gatsby. So the answer is (A)	😊 😊

Figure 4: Screenshot of the user interface for a question from the tracking shuffled objects task.

E Benchmark scores

Model	Direct (trace)	Direct (step)	CoT (step)
Word sorting			
GPT-4-Turbo	67.74	38.24	–
GPT-4	88.24	82.35	58.82
GPT-3.5-Turbo	100.00	97.06	20.59
Gemini Pro	44.12	–	–
PaLM 2 Unicorn	100.00	73.53	35.29
Tracking shuffled objects			
GPT-4-Turbo	90.00	77.50	–
GPT-4	82.50	82.50	80.00
GPT-3.5-Turbo	67.50	0.00	0.00
Gemini Pro	12.50	–	–
PaLM 2 Unicorn	100.00	85.00	47.50
Logical deduction			
GPT-4-Turbo	100.00	83.33	–
GPT-4	100.00	100.00	0.00
GPT-3.5-Turbo	100.00	50.00	100.00
Gemini Pro	33.33	–	–
PaLM 2 Unicorn	100.00	100.00	50.00
Multistep arithmetic			
GPT-4-Turbo	57.69	40.32	–
GPT-4	53.23	46.77	27.42
GPT-3.5-Turbo	96.77	79.03	58.06
Gemini Pro	83.87	–	–
PaLM 2 Unicorn	83.87	93.55	29.03
Dyck languages			
GPT-4-Turbo	96.42	30.00	–
GPT-4	98.41	78.57	13.79
GPT-3.5-Turbo	95.74	4.76	0.00
Gemini Pro	0.00	–	–
PaLM 2 Unicorn	100.00	80.95	19.05

(a) Mistake finding accuracy for traces that do not contain mistakes ($\text{correct}_{\text{mis}}$).

Model	Direct (trace)	Direct (step)	CoT (step)
Word sorting			
GPT-4-Turbo	32.71	32.33	–
GPT-4	28.20	39.47	30.83
GPT-3.5-Turbo	0.00	4.51	15.04
Gemini Pro	6.39	–	–
PaLM 2 Unicorn	0.38	9.02	11.28
Tracking shuffled objects			
GPT-4-Turbo	31.54	59.23	–
GPT-4	59.14	62.69	92.31
GPT-3.5-Turbo	1.17	1.92	21.92
Gemini Pro	41.54	–	–
PaLM 2 Unicorn	5.38	19.23	56.92
Logical deduction			
GPT-4-Turbo	20.81	74.83	–
GPT-4	39.46	67.01	10.54
GPT-3.5-Turbo	0.00	24.83	7.82
Gemini Pro	8.16	–	–
PaLM 2 Unicorn	4.76	36.73	11.22
Multistep arithmetic			
GPT-4-Turbo	34.27	44.12	–
GPT-4	41.60	41.60	44.54
GPT-3.5-Turbo	0.00	12.18	16.81
Gemini Pro	5.46	–	–
PaLM 2 Unicorn	5.88	2.94	22.27
Dyck languages			
GPT-4-Turbo	6.99	28.46	–
GPT-4	7.37	40.81	43.91
GPT-3.5-Turbo	1.28	6.05	2.08
Gemini Pro	2.25	–	–
PaLM 2 Unicorn	0.38	6.43	17.77

(b) Mistake finding accuracy for traces that contain mistakes ($\text{incorrect}_{\text{mis}}$).

Table 9: Mistake finding accuracy across 5 tasks for $\text{correct}_{\text{mis}}$ and $\text{incorrect}_{\text{mis}}$ traces. The combined scores of Table 9a and Table 9b make up Table 4.