

SkelVIT: Consensus of Vision Transformers for a Lightweight Skeleton-Based Action Recognition System

Özge Öztimur Karadağ¹

¹Department of Computer Engineering, Alanya Alaaddin Keykubat University, Alanya, Antalya, Turkey.

Contributing authors: ozge.karadag@alanya.edu.tr;

Abstract

Skeleton-based action recognition receives the attention of many researchers as it is robust to viewpoint and illumination changes, and its processing is much more efficient than the processing of video frames. With the emergence of deep learning models, it has become very popular to represent the skeleton data in pseudo-image form and apply Convolutional Neural Networks(CNN) for action recognition. Thereafter, studies concentrated on finding effective methods for forming pseudo-images. Recently, attention networks, more specifically transformers have provided promising results in various vision problems.

In this study, the effectiveness of vision transformers (VIT) for skeleton-based action recognition is examined and its robustness on the pseudo-image representation scheme is investigated. To this end, a three-level architecture, SkelVit is proposed, which forms a set of pseudo images, applies a classifier on each of the representations, and combines their results to find the final action class. The performance of SkelVit is examined thoroughly via a set of experiments. First, the sensitivity of the system to representation is investigated by comparing it with two of the state-of-the-art pseudo-image representation methods. Then, the classifiers of SkelVit are realized in two experimental setups by CNNs and VITs, and their performances are compared. In the final experimental setup, the contribution of combining classifiers is examined by applying the model with a different number of classifiers. Experimental studies reveal that the proposed system with its lightweight representation scheme achieves better results than the state-of-the-art methods. It is also observed that the vision transformer is less sensitive to the initial pseudo-image representation compared to CNN. Nevertheless, even with the vision transformer, the recognition performance can be further improved by the consensus of classifiers.

1 Introduction

Human action recognition (HAR) has been widely studied for many years by computer vision researchers. HAR has diverse application areas such as visual surveillance, autonomous driving, robotics, and healthcare systems. Based on the data modality employed, the studies on this domain can be grouped into two categories. While a group of studies employs video data, that is a sequence of RGB data, another group of studies employs skeleton data. With the emergence of low-cost sensors, the modality of the skeleton has received the attention of many researchers as it brings in a much more compact representation, and it is not sensitive to context, background, illumination changes, etc.

Skeleton-based action recognition methods can be categorized into three based on their representational scheme; vectorial representation, graphical representation, and pseudo-image representation.

In the Vectorial Representation scheme, the skeleton data is represented in vector form. Recurrent Neural Networks (RNNs) are the most commonly used approach that employs this representation due to their ability to process sequential data for classification. While the models in this method mainly depend on temporal data, the RNN architectures cannot model long-term dependencies. To overcome this problem, LSTM (Long Short Term Memory) [1], which integrates self-connected memory cells to store information for longer durations, is proposed. Nevertheless, this group of approaches fails to model the spatial relations among skeleton parts.

In the Graphical Representation approach, the skeleton is represented as a graph and actions are represented as a sequence of graphs. Graph Convolution Networks [2] is the most widely used method for this purpose, and is combined with various methods in the literature [3–7]. Due to the representation scheme, this group of approaches heavily relies on modeling spatial data but fails to model temporal relations. While the relations among directly connected skeleton joints can be modeled, relations between indirectly connected skeleton joints can not be modeled effectively with this approach.

In the Pseudo-Image Representation scheme action data consisting of a sequence of 3D skeleton information is represented in image form [8–16]. In this way, Convolutional Neural Networks (CNN) can be directly employed on skeleton data for action recognition. In this approach, while forming the pseudo-image representation depending on the order of joints, and placement of the spatial and temporal data it is possible to obtain various representations for a sequence of skeleton data and it is observed that action recognition systems that are using the pseudo-image representation are sensitive to the image-formation scheme [9, 17, 18].

Recently the use of attention networks, specifically transformers, has provided promising results in various computer vision problems and they are being widely used in many problems [19–25]. For the skeleton-based action recognition problem, the use of transformers [26] has been investigated for the initial two representation approaches,

that is with the Graph Convolutional Network (GCN) and Recurrent Neural Network (RNN) models [27, 28]. However, it has not been employed for the pseudo-image representation scheme. The taxonomy of Xin et al. [25] also reveals that, in the literature, the pseudo-image representation is only employed with CNN in the skeleton-based action recognition domain. To the best of our knowledge, the use of transformers for the pseudo-image representation approach is not proposed. More specifically, the vision transformer (ViT) [29] has not been employed on skeleton data for action recognition.

In this study, a representationally robust system for skeleton-based action recognition is proposed by combining a pseudo-image representation approach with the ViT model. First, the skeletal data is represented in a pseudo-image form, then the vision transformer is applied to recognize the underlying action class. The sensitivity of the ViT model on the representation scheme is analyzed experimentally by applying alternative pseudo-image formation styles and the performance of ViT is compared with the CNN model. Also, the effectiveness of an ensemble of classifiers is examined experimentally and the answer to the question 'Do we still need an ensemble of classifiers if we have a representationally robust classifier?' is investigated.

The main contributions of the study can be summarized in two folds;

- A lightweight, yet representationally robust three level architecture is proposed for skeleton-based action recognition.
- The sensitivity of classifiers on the pseudo-image formation schema is experimentally analyzed for the skeleton-based action recognition problem.

The study is organized as follows; skeleton-based action recognition studies that employ pseudo-image representation are reviewed in section 2, the proposed architecture, SkelViT, is introduced in section 3, experiments are explained in section 4, conclusions and future work is discussed in section 5.

2 Literature on Skeleton-Based Action Recognition Methods

Skeleton-based action recognition methods with a pseudo-image representation scheme can take advantage of deep models originally developed for vision problems. However, there is a strong need to capture the "optimal" representation, which leverages both the spatial and temporal relations embedded in the action data.

In 2015 Du et al. [8] proposed using CNN for action recognition encoding skeleton data in 3D form by representing temporal dynamics in columns and spatial structure in rows and in this way representing the video sequence of action in a single image. Similar to this study, the majority of the studies with this representation scheme, take the joints in an order based on their neighborhood relations. However, in many actions, joints without neighboring relations have common properties which are neglected in those studies. To overcome this disadvantage, Li et al. [14] proposed a hierarchical architecture, which learns features from joints and captures their co-occurrences using a CNN model.

Wang et al. [30, 31] proposed representing the skeleton data by joint trajectory maps using HSB(hue, saturation and brightness) color space to encode spatial-temporal data in a sequence of skeleton data corresponding to an action. They obtain trajectory maps for each of the three Cartesian planes of the real-world coordinates of the camera and use coloring to represent motion on the trajectories. They employ a Convolutional Neural Network for each of the three trajectories and combine their scores to find the action label.

Li et al. [32] proposed a translation-scale invariant image mapping by first grouping skeleton joints as groups of arm, leg, etc., and then relating xyz coordinates with the RGB color channels. Compared to the representation of Du et al. [8], they propose using more specific data while doing the normalization and in this way ensure scale invariance, i.e. minimum values are obtained for each sequence and each axis separately while doing the normalization.

Liu et al [11] treat skeleton joints as points in a 5D space, where the three dimensions are xyz coordinates, one dimension corresponds to the time stamp and the fifth dimension corresponds to the joint number. They select two of the five dimensions to convert the skeleton data of 5D to form a 2D image with three channels. By applying different dimension selections, they obtain a set of representations and employ CNN on those representations to obtain scores for action classes. As a final step, they employ weighted fusion to combine the results of CNNs.

Caetano et al. [9] refers to the pseudo-image representation approach as a skeleton image, and proposes a new method for representation by including magnitude and orientation data for skeleton joints and proposes applying different temporal scales to be able to capture long-range dependencies.

Li et al. [16] proposed using three coordinates separately to obtain pseudo-images which are first processed by an attention module for spatial and temporal calibration, and then fused and processed by a CNN model.

Pseudo-image representation is studied thoroughly and several alternatives have been proposed to overcome the disadvantages of CNN in terms of sensitivity to representation [9, 30]. However, alternative methods which can be applied to the pseudo-image representation of skeleton data have not been proposed. However, CNN has the obvious disadvantage of dependence on local representations due to its bottom-up processing model which starts with convolution. On the other hand, vision transformers are based on modeling the relations among distant image parts. For this reason, in this study, a skeleton-based action recognition system employing vision transformers on the pseudo-image representation of skeleton data is proposed. The effectiveness of attention networks on skeleton-based action recognition using the pseudo-image representation scheme is investigated and the robustness of attention networks on the pseudo-image data representation is examined.

3 SkelVit Architecture

In this section, we present a formal introduction to the proposed SkelVit architecture, a three-level framework designed for the recognition of actions, based on skeletal data. The first level, involves the representation of skeletal data in the form of pseudo images,

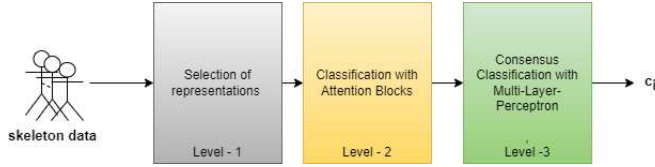


Fig. 1 Abstract view for the system Architecture of SkelVit.

offering a versatile platform for multiple representations of these pseudo images. Subsequently, an algorithm is proposed to systematically select a set of potential representations based on this versatile framework. In the second level, an ensemble of classifiers is introduced, each trained to discern and select the optimal representation. In the third level, the decisions of the classifiers from the second level are aggregated to derive the final decision, thus culminating in a robust and effective mechanism for skeleton-based action recognition. The abstract view of the proposed system is shown in Figure 1, and its details are explained in the subsequent sections.

3.1 Level 1 - Generation and Selection of Pseudo Images

In the first part of level 1, we suggest a technique for the generation of the pseudo images from the skeletal data. Then, among all possible arrangements of pseudo-image representation, we select the "best" set of arrangements by using a robust and simple criterion.

3.1.1 Generation of Pseudo Images

The skeletal data for an action consists of frames, each of which is indexed by $t = 1, \dots, T$, where T represents the total number of frames. Each frame consists of a set of ordered joints $J_o^t = \{j_k^t\}_{k=1}^M$, where o represents a pre-defined order and the k -th joint of frame t is represented by the three-dimensional spatial coordinate vector, as follows:

$$j_k^t = [x_k^t \quad y_k^t \quad z_k^t]. \quad (1)$$

In the above equation $k \in [1, \dots, M]$ represents the joint index and M represents the total number of joints in each frame $t \in [1, \dots, T]$. Hence, the skeleton data $J_o^t = \{j_k^t\}_{k=1}^M$ with a pre-defined order o , at frame t is represented by a sequence of three-dimensional spatial coordinates, corresponding to the joint information.

This joint information is used to construct a spatio-temporal representation in a pseudo-image form. This process is depicted in Figure 3 (a). In this figure, the x, y, z coordinate values are treated as the channels of a three-dimensional color space, such as RGB. The three channels of the pseudo-image are formed by the x, y and z - coordinate values of body joints, which are arranged based on a pre-defined order, o :

$$\begin{aligned} f_t^x &= [x_o^t \quad x_o^t \quad \dots \quad x_o^t]^T, \\ f_t^y &= [y_o^t \quad y_o^t \quad \dots \quad y_o^t]^T, \\ f_t^z &= [z_o^t \quad z_o^t \quad \dots \quad z_o^t]^T, \end{aligned}$$

where \mathbb{T} shows the vector transpose. As the number of joints is M , it is possible to define $M!$ different permutation of joint orders. Each of the possible orders is referred to as a joint arrangement, J_o , where the index $o \in [0, \dots, M!]$ shows a specific joint arrangement.

Then, for a predefined joint order o , the feature vectors of all frames are combined under matrices of size $T \times M$, to obtain the x, y and z channels of the pseudo-image, as follows:

$$F_o^x = [f_1^x \dots f_T^x], \quad F_o^y = [f_1^y \dots f_T^y], \quad F_o^z = [f_1^z \dots f_T^z] \quad (2)$$

Once all three channels are obtained, the feature matrices, F_o^x, F_o^y and F_o^z are scaled to range $[0, 255]$ to obtain the 8 bits/pixel RGB pseudo-images. Sample images formed in this way are provided in Figure 3 (b) and (c).

The block diagram representation of Level 1 is given in Figure 2. In this figure, first a set of possible joint arrangements,

$$\mathbb{J}\mathbb{A} = \{J_o\}_{o=1}^{M!}$$

are obtained for all possible joint orderings, $o \in [1, 2, \dots, M!]$. Then, the L number of these arrangements is randomly selected to obtain a subset, $\mathbb{J}\mathbb{A}_n \subset \mathbb{J}\mathbb{A}$, which is denoted as,

$$\mathbb{J}\mathbb{A}_n = \{J_l\}_{l=1}^L.$$

This subset is later used to form pseudo-images as described above. The random selection process is repeated N times. Hence, N many RGB matrices F_o^x, F_o^y and F_o^z of size $L \times M$ are generated.

3.1.2 Selection of Pseudo Images

One of the subsets $\{\mathbb{J}\mathbb{A}_n\}_{n=1}^N$ in Figure 2, will be selected to be used in the next level to create pseudo-images. To take advantage of various orderings, in other words, to be able to represent various joint relations, it is important to combine dissimilar joint arrangements. Among the subsets, $\mathbb{J}\mathbb{A}_n$, the subset with the highly scattered joints is considered to be a representationally more powerful matrix compared to matrices with a similar arrangement of joints.

To select the representationally "most powerful" matrix a dissimilarity score is defined for each subset $\mathbb{J}\mathbb{A}_n$, as follows:

$$\Delta(\mathbb{J}\mathbb{A}_n) = \sum_{l=1}^L \sum_{m=1}^M \delta(j_m, J_l), \quad (3)$$

where

$$\delta(j_m, J_l) = \sum_{q \neq l, q=1}^{L-1} |x - x_q|. \quad (4)$$

In Equation 3 and 4, the subset $\mathbb{J}\mathbb{A}_n \subset \mathbb{J}\mathbb{A}$ is represented in matrix form, which consists of L rows each corresponding to a different joint ordering from the set $\mathbb{J}\mathbb{A}$. J_l

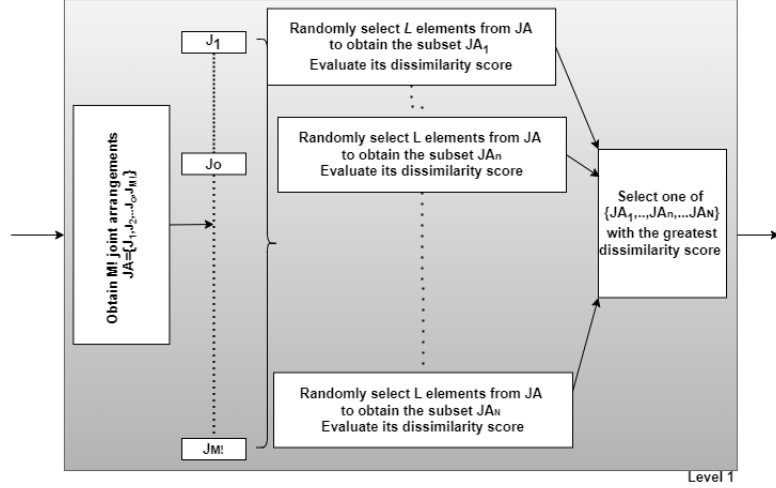


Fig. 2 System architecture for Level 1 of SkelVit.

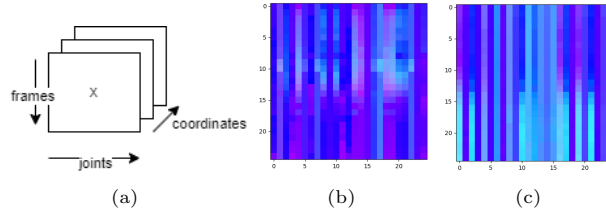


Fig. 3 Pseudo-image formation. a) Each frame t , consists of a set of joints, $J^t = \{j_k^t\}_{k=1}^M$, where each joint consists of three dimensional coordinates, $j_k^t = [x_k^t, y_k^t, z_k^t]$. (b) and (c) sample pseudo images, each represented by 8-bit/pixel RGB matrices, F_x , F_y and F_z .

denotes the l -th element of set $\mathbb{J}\mathbb{A}_n$, and the position of joint j_m in J_l is represented by x and for each joint, the elements of $\mathbb{J}\mathbb{A}_n$ are considered in pairs to calculate the dissimilarity score, $\Delta(\mathbb{J}\mathbb{A}_n)$.

Among N subsets, the subset $\mathbb{J}\mathbb{A}_n$ with the highest dissimilarity score is selected as the combination of different representations corresponding to L different arrangements of joints.

Contrary to the available skeleton-based action recognition methods, the proposed SkelVit approach forms several plain representations. As an example, the method suggested by Cao et al. [33], has a relatively more complex representation obtained by combining several possible pseudo-images for various joint traversals under a single schema. Similarly, in [18] Liu et al. employ deep architectures in several streams to model spatial-temporal relations. Instead of combining these representations on a single schema, Li et al. [16], employ consensus classification by incorporating the results of classifiers applied to each pseudo-image representation. In this study, owing to this plain representation scheme, a lightweight architecture is constructed using vision transformers, as explained in the following sections.

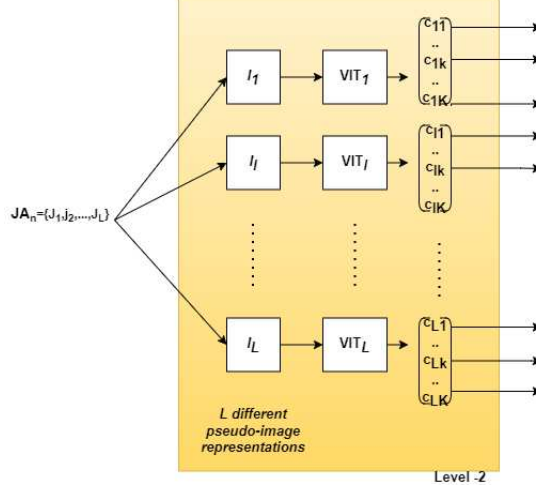


Fig. 4 System architecture for Level 2 of SkelVit.

3.2 Level 2 - Classification with Attention Blocks

Each arrangement J_l in the selected set $\mathbb{J}\mathbb{A}_n$ has a corresponding pseudo-image representation, as shown in Figure 3.

The block diagram of level 2 is given in Figure 4. At level 2, each spatio-temporal representation, I_l corresponding to J_l , which is obtained by combining the three vectors F_l^x, F_l^y, F_l^z , is processed by a Vision Transformer [29] for action recognition. The architecture of VIT is shown in Figure 5. Each VIT receives an image, divides the image into patches, adds position embeddings, and feeds the resulting vector into a transformer encoder. The transformer encoder processes the embedded patches in the Multi-Head Attention(MHA) module and evaluates query-key-value matrices as Vaswani et al. [26] suggested. Then the output of the MHA is processed by Multi-Layer Perceptron(MLP) as shown in Figure 5. The transformer encoder consists of M such parallel processing modules which are then combined and sent to a final MLP module which outputs class probabilities for all classes.

3.3 Level 3 - Consensus Classification by Multi-Layer Perceptron

Level 3 receives class posterior probabilities from the VITs of level 2 and concatenates their results to be sent to a three-layered MLP network whose output gives the final class decision for SkelVit. The first layer of MLP consists of $L \times c$ number of neurons, the second layer is a hidden layer and the output layer consists of c neurons.

4 Experiments

In this section, firstly, briefly the dataset, used in the experimental studies is explained. Secondly, the sensitivity of SkelVit to the representation scheme is experimentally

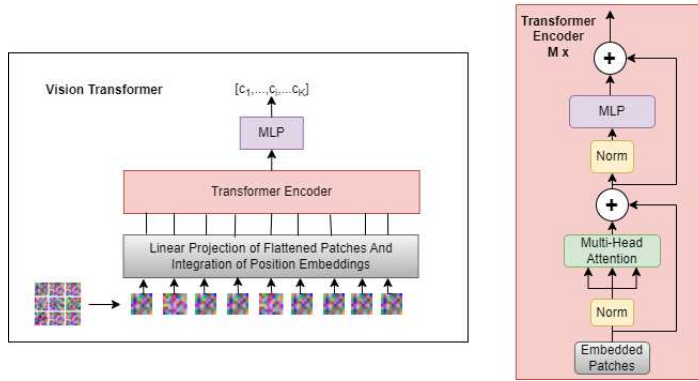


Fig. 5 Vision Transformer, figure adapted from [29].

analyzed by comparing it with state-of-the-art pseudo-image formation methods for skeleton-based action recognition. Thirdly, Levels 2 and 3 of the architecture are analyzed by comparing the classification accuracies of CNNs, ViTs and consensus of them separately. Finally, the effectiveness of consensus classification with varying numbers of classifiers is investigated.

4.1 Dataset

In the experimental studies, a subset of NTU RGB+D Dataset is employed [34]. The dataset contains 60 classes including daily, mutual, and health-related actions. For each action, the dataset contains RGB video data, depth map sequences, 3D skeletal data, and infrared (IR) videos. Each dataset is captured by three Kinect V2 cameras concurrently. In this study, among the data modalities, only the 3D skeletal data which contains the 3D coordinates of 25 body joints at each frame is employed. The joints are shown in Figure 6.

Among the daily actions, represented by the skeletal data, we select the classes, which are recognized with an accuracy higher than 0.70, as in [35]. In the selected subset there are $c = 14$ classes corresponding to; *pick up*, *sit down*, *stand up*, *put on jacket*, *hand waving*, *take off jacket*, *put on a shoe*, *put on glasses*, *take off glasses*, *put on hat/cap*, *take off hat/cap*, *cheer up*, *hopping*, *jump up* action classes and there are a total of 13.191 videos. The dataset is divided into train and test in two different ways in the literature. It is either divided as cross-subject (cs), where the train and test samples are obtained from different subjects, or it is divided as cross-view (cv), where the train and test samples are gathered from different cameras.

4.2 Pseudo-image Representation

In SkelVit each action is represented by a $T \times M$ pseudo-image, where both the number of frames, T , and the number of joints, M are set to 25. The pseudo-images are generated by the method, described in Figure 3. In the experiments, a comprehensive set of twenty-five frames is derived for each action sample through the selection of one frame

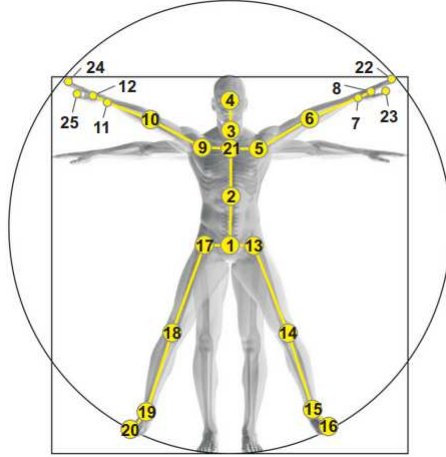


Fig. 6 Configuration of 25 body joints in the NTU RGB+D dataset. Image is adapted from [34].

from every three consecutive frames. In this way, a compact representation, which is vital for the proposed lightweight architecture, is obtained without compromises.

The effectiveness of the image representation of SkelVit is compared with state-of-the-art pseudo-image representation methods for action recognition. For this purpose, Level-1 of the architecture is realized by employing two state-of-the-art-methods; Skepxels [18] and Enhanced Skeleton Visualization [11]. Skepxels, suggested by Liu et al. [18] map skeleton data into an image. Given a skeleton sequence, one may end up with different skepxels by employing different joint arrangements. They propose to concatenate several skepxels to obtain a larger image and use the image for action representation. For a given action, several such representations are obtained and a subset of them are selected by estimating the scatterings.

Enhanced Skeleton Visualization [11] method proposes to arrange five-dimensional video data (f, j, x, y, z) , where the first two dimensions correspond to the spatial image coordinates and other three dimensions are used as (r, g, b) components of the image. With five coordinates, ten different combinations can be obtained. At Level 1 of the architecture, all ten combinations are obtained, at Level 2 VITs are employed on each representation and their decisions are ensembled at Level 3. In this setup, with Enhanced Skeleton Visualization, no selection schema among different representations is employed.

The evaluation of the three methodologies for action recognition is conducted utilizing the accuracy metric, which evaluates the percentage of correctly classified samples. The obtained accuracies for cross-subject and cross-view evaluation are presented in Table 1. It is discerned that SkelVit surpasses other contemporary approaches, when applied to a subset of the NTU-RGBD dataset. Although SkelVit draws inspiration from the Skepxels method in terms of architecture, it demonstrates a more promising outcome than Skepxels. Additionally, SkelVit proves to be more advantageous than Skepxels, owing to its compact representation. This representational scheme empowers SkelVit to employ a lightweight deep architecture at levels 2 and 3.

Method	cs-accuracy	cv-accuracy
Enhanced Skeleton Visualization [11]	62.31	66.60
Skepxels [18]	66.13	75.03
SkelVit	73.44	80.85

Table 1 Comparison of SkelVit with state-of-the-art methods on pseudo-image formation for action recognition via accuracy measure for cross-subject and cross-view evaluation.

4.3 Classification Accuracies

The robustness of VIT architecture is experimentally evaluated by employing two different architectures on level 2 without changing the structure of level 1 and level 3. On the first setup, CNNs are employed for classification; on the second setup, VITs are employed instead of CNNs. The CNN architecture consists of two convolution-max pooling blocks, which are followed by a flatten, two dense, a dropout, and a final dense layers. The VIT architecture consists of eight transformer blocks each with four heads for attention. The patch size for the VIT is set as six. In both of the setups, the subset selection process is repeated $N = 1000$ times, and the representation with the highest dissimilarity score is selected using Equation 3. The number of input neurons on level 3 is set as 25×14 , as $L = 25$ and $c = 14$, the number of neurons at the hidden layer is set as 512 and the number of neurons at the output layer is set as $c = 14$. The number of epochs is set as 100 and the learning rate is set as 0.001 and the Adam optimizer is employed.

The dataset is partitioned into two, setting the number of train samples as 8773 and the number of test samples as 4418.

In the assessment of performance, four criteria are utilized: alongside classification accuracy, precision is employed to quantify the number of correct positive predictions by $TP/(TP + FP)$; recall is utilized to quantify the number of correct positive predictions made out of all positive predictions that could have been made by $TP/(TP + FN)$; and the f-score, derived from precision and recall through the formula $F - Score = (2 \times precision \times recall)/(precision + recall)$ is used for evaluation.

Experimental results are summarized in Table 2. In this table, results for both cross-subject and cross-view setups are given. The results of the first experimental setup, where CNNs are employed in level 2, are reported in the second column as the average of CNNs and in the third column as the consensus of CNNs, and the results of the second experimental setup, where VITs are employed, are in the fourth column as the average of VITs and in the fifth column as the consensus of VITs. When the average performance values for CNNs and VITs are compared, it is observed that VIT outperforms CNN in skeleton-based action recognition using pseudo-image representation. What is more, Considering both models' robustness to representation, VIT is less sensitive than CNN to the initial representation. This is concluded from the fact that the performance improvement is higher when the consensus of CNNs is employed instead of averaging CNNs, than the performance improvement when the consensus of VITs is employed instead of averaging VITs. The accuracy of CNN increased from 64.50 to 70.96 for cs and it increased from 73.60 to 79.96 for cv, similarly

	Average of CNN		Consensus of CNN		Average of VIT		Consensus of VIT	
	cs	cv	cs	cv	cs	cv	cs	cv
accuracy	64.50	73.60	70.96	79.96	70.29	77.62	73.43	80.85
precision	61.48	69.80	67.48	76.63	67.20	74.16	70.82	77.76
recall	64.57	73.62	71.00	79.97	70.34	77.63	73.48	80.86
f-score	62.98	71.65	69.19	78.26	68.73	75.85	72.12	79.27

Table 2 Comparison of the CNN and VIT models.

	num. of classifiers (L)		
		cs	cv
	10	72.08	80.82
Accuracy	25	73.43	80.85
	40	73.57	80.94

Table 3 SkelVit accuracies for cs and cv setups, for the number of classifiers, L , set as 10, 25 and 40.

f-score of CNN increased from 62.98 to 69.19 for cs and it increased from 71.65 to 78.26 for cv. On the other hand, when the consensus of VITs is used instead of the average of VITs, the accuracy increases from 70.29 to 73.43 for cs setup and it increases from 77.62 to 80.85 for cv setup. So it is noteworthy to point out that the contribution of combining classifiers is more explicit for CNN classifiers than VIT classifiers. As the main difference between the set of classifiers in level 2 is the representation, it is concluded that the VIT is less sensitive to the initial representation than the CNN. Nevertheless, still, the different representations have their advantages in representing certain actions, and their combination improves the action recognition performance.

4.4 Ablation Studies

In the previous two subsections, SkelVit is investigated thoroughly to reveal the importance of both the choice of the representation scheme and the classifier. To this end, the representation method is compared with state-of-the-art representation models of pseudo-image representation for skeleton-based action recognition. Moreover, level 2 is realized both by VITs and CNNs to examine the contribution of both classifiers. In this section, SkelVit is further investigated for its robustness to parameters. Its sensitivity to the number of classifiers, L in level 2, is examined. For this purpose, in three separate experimental setups, setting the other parameters as in section 4.3, SkelVit is realized by setting L as 10, 25, 40 respectively. The corresponding accuracies are given in table 3.

It is observed that the contribution of combining classifiers is improved with the increase in the number of classifiers to an extent. However, as the number of classifiers increases, the complexity of the system increases as well. For this reason, $L = 25$ can be considered as the optimum parameter setting for this problem.

5 Conclusion

Recently, deep models have almost become the key standard for various machine learning problems, ranging from robotics to health informatics. Convolutional neural networks have been very popular in vision problems and their power is adapted to other domains by establishing pseudo-image representations. Skeleton-based action recognition is one of those areas, which employs CNN architectures on the pseudo-image representation of skeleton data. This approach proposes a computationally efficient solution for the skeleton-based action recognition problem and takes advantage of the computational power of the deep models. Previous studies reveal that the recognition performance is sensitive to the initial pseudo-image formation procedure, when it is fed to a CNN model.

In this study, first, the suggested pseudo-image formation method is compared with two state-of-the-art pseudo-image formation methods. Skepxels, which is based on revealing representations for different joint arrangements and Enhanced Skeleton Visualization, which is based on pseudo-image formation for different combinations of joints, frames and x-y-z coordinates. It is experimentally observed that Skepxels and SkelVit provide better results compared to the Enhanced Skeleton Visualizations. Also, it is observed that, despite its compactness, SkelVit is able to outperform the two methods mentioned above.

Second, the sensitivity of VIT on the initial representation is investigated and compared to that of the CNN models. The contribution of consensus of classifiers on the robustness of representation is also examined for the skeleton-based action recognition problem. To this end, a three-level architecture which uses a set of representations and employs consensus of classifiers, is proposed. On the first level, a set of pseudo-images is obtained and a group of them which are less alike each other is selected. On the second level, a classifier is applied to each of the pseudo-images to obtain action scores. On the third level, the posterior probabilities from the second level are ensembled by an MLP network to obtain final action labels. The proposed architecture is realized with two different setups, on the first setup CNN is employed, and on the second setup VIT is employed as a classifier on the second level of the architecture. Through experimental studies, the performance of CNN, VIT and consensus of CNNs and consensus of VITs are examined and the sensitivity of CNN and VIT on the initial representation is monitored. It is observed that VIT is less sensitive to the pseudo-image formation method compared to CNN. VIT, using key-query-value processing, tries to reveal the dependencies in the image and meanwhile obtains the class label of the image. This processing scheme makes it less dependent on local relations, and hence, less sensitive to the pseudo-image formation.

In this study, the robustness of vision transformers on the initial representation is validated. The proposed lightweight architecture of consensus classifiers can be employed in other domains and the effectiveness of ensembling the attention architectures can be further investigated either on pseudo-images or in vectorial data.

6 Declarations

Ethical Approval

This declaration is not applicable.

Funding

No funding was received for conducting this study. The authors have no relevant financial or non-financial interests to disclose.

Availability of data and materials

The NTU-RGBD dataset [34] that is used in the experiments of this study is publicly available at <https://rose1.ntu.edu.sg/dataset/actionRecognition/>.

References

- [1] S. Hochreiter and J. Schmidhuber. LSTM can solve hard long time lag problems. In ACCV, pages 473–479, 1996.
- [2] Kipf, Thomas N., and Max Welling. "Semi-supervised classification with graph convolutional networks." International Conference on Learning Representations, ICLR 2017.
- [3] Li, Maosen, et al. "Actional-structural graph convolutional networks for skeleton-based action recognition." Proceedings of the IEEE/CVF conference on computer vision and pattern recognition. 2019.
- [4] Yan, Sijie, Yuanjun Xiong, and Dahua Lin. "Spatial-temporal graph convolutional networks for skeleton-based action recognition." Proceedings of the AAAI conference on artificial intelligence. Vol. 32. No. 1. 2018.
- [5] Shi, Lei & Zhang, Yifan & Cheng, Jian & Lu, Hanqing. (2019). Two-Stream Adaptive Graph Convolutional Networks for Skeleton-Based Action Recognition. 12018-12027. 10.1109/CVPR.2019.01230.
- [6] Ahmad T., Jin L., Zhang X., Lai S., Tang G. and Lin L., "Graph Convolutional Neural Network for Human Action Recognition: A Comprehensive Survey," in IEEE Transactions on Artificial Intelligence, vol. 2, no. 2, pp. 128-145, April 2021, doi: 10.1109/TAI.2021.3076974
- [7] Wu L., Zhang C., Zou Y., "SpatioTemporal focus for skeleton-based action recognition", Pattern Recognition, Volume 136, 2023, 109231, ISSN 0031-3203, <https://doi.org/10.1016/j.patcog.2022.109231>.
- [8] Y. Du, Y. Fu and L. Wang, "Skeleton based action recognition with convolutional neural network," 2015 3rd IAPR Asian Conference on Pattern Recognition (ACPR), Kuala Lumpur, Malaysia, 2015, pp. 579-583, doi: 10.1109/ACPR.2015.7486569.
- [9] C. Caetano, J. Sena, F. Brémont, J. A. Dos Santos and W. R. Schwartz, "Skele-Motion: A New Representation of Skeleton Joint Sequences based on Motion Information for 3D Action Recognition," 2019 16th IEEE International Conference on Advanced Video and Signal Based Surveillance (AVSS), Taipei, Taiwan,

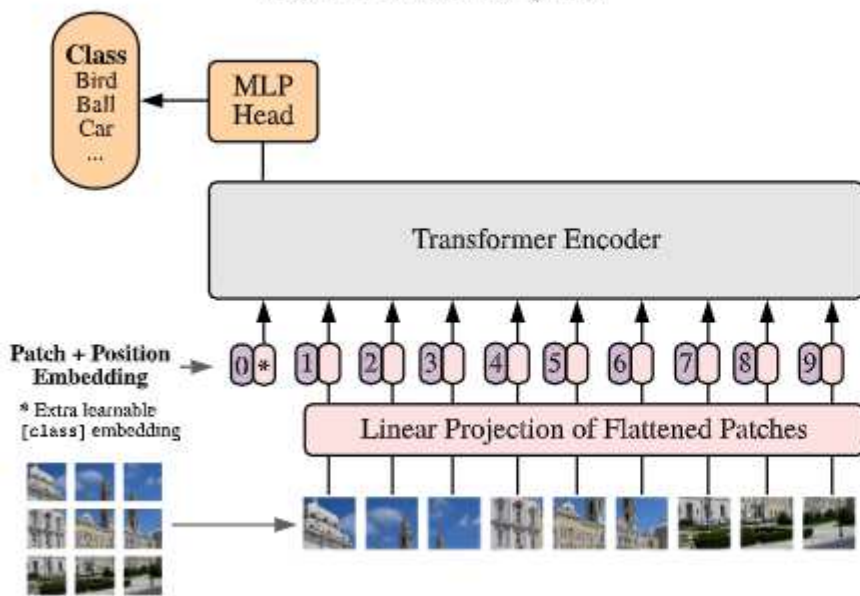
2019, pp. 1-8, doi: 10.1109/AVSS.2019.8909840.

- [10] M. Liu, C. Chen and H. Liu, "3D action recognition using data visualization and convolutional neural networks," 2017 IEEE International Conference on Multimedia and Expo (ICME), Hong Kong, China, 2017, pp. 925-930, doi: 10.1109/ICME.2017.8019438.
- [11] Liu M., Liu H., Chen C., "Enhanced skeleton visualization for view invariant human action recognition", Pattern Recognition, Volume 68, 2017, Pages 346-362, ISSN 0031- 3203, <https://doi.org/10.1016/j.patcog.2017.02.030>.
- [12] Zewei Ding, Pichao Wang, P. O. Ogunbona and Wanqing Li, "Investigation of different skeleton features for CNN-based 3D action recognition," 2017 IEEE International Conference on Multimedia & Expo Workshops (ICMEW), Hong Kong, China, 2017, pp. 617-622, doi:10.1109/ICMEW.2017.8026286.
- [13] Q. Ke, M. Bennamoun, S. An, F. Sohel and F. Boussaid, "A New Representation of Skeleton Sequences for 3D Action Recognition," 2017 IEEE Conference on Computer Vision and Pattern Recognition (CVPR), Honolulu, HI, USA, 2017, pp. 4570-4579, doi: 10.1109/CVPR.2017.486.
- [14] Chao Li, Qiaoyong Zhong, Di Xie, and Shiliang Pu. 2018. "Co-occurrence feature learning from skeleton data for action recognition and detection with hierarchical aggregation", In Proceedings of the 27th International Joint Conference on Artificial Intelligence (IJCAI'18). AAAI Press, 786–792.
- [15] Joze, H.R., Shaban, A., Iuzzolino, M.L., Koishida, K. (2019). MMTM: Multimodal Transfer Module for CNN Fusion. 2020 IEEE/CVF Conference on Computer Vision and Pattern Recognition (CVPR), 13286-13296.
- [16] C. Li, C. Xie, B. Zhang, J. Han, X. Zhen and J. Chen, "Memory Attention Networks for Skeleton-Based Action Recognition," in IEEE Transactions on Neural Networks and Learning Systems, vol. 33, no. 9, pp. 4800-4814, Sept. 2022, doi: 10.1109/TNNLS.2021.3061115.
- [17] Jia, JG., Zhou, YF., Hao, XW. et al. Two-Stream Temporal Convolutional Networks for Skeleton-Based Human Action Recognition. J. Comput. Sci. Technol. 35, 538–550 (2020). <https://doi.org/10.1007/s11390-020-0405-6>.
- [18] Liu, Jian, Naveed Akhtar, and Ajmal Mian. "Skepxels: Spatio-temporal image representation of human skeleton joints for action recognition." CVPR workshops. 2019.
- [19] Meng, Lingchen, et al. "Adavit: Adaptive vision transformers for efficient image recognition." Proceedings of the IEEE/CVF Conference on Computer Vision and Pattern Recognition. 2022.

- [20] Khan, Salman, et al. "Transformers in vision: A survey." *ACM computing surveys (CSUR)* 54.10s (2022): 1-41.
- [21] Srinivas, Aravind, et al. "Bottleneck transformers for visual recognition." *Proceedings of the IEEE/CVF conference on computer vision and pattern recognition*. 2021.
- [22] Touvron, Hugo, et al. "Going deeper with image transformers." *Proceedings of the IEEE/CVF international conference on computer vision*. 2021.
- [23] Hong, Danfeng, et al. "SpectralFormer: Rethinking hyperspectral image classification with transformers." *IEEE Transactions on Geoscience and Remote Sensing* 60 (2021): 1-15.
- [24] Deng, Yingying, et al. "Stytr2: Image style transfer with transformers." *Proceedings of the IEEE/CVF conference on computer vision and pattern recognition*. 2022.
- [25] Xin W., Liu R., Liu Y., Chen Y., Yu W., Miao Q., "Transformer for Skeleton-based action recognition: A review of recent advances", *Neurocomputing*, Volume 537, 2023, Pages 164-186, ISSN 0925-2312, <https://doi.org/10.1016/j.neucom.2023.03.001>.
- [26] Vaswani, A., Shazeer, N.M., Parmar, N., Uszkoreit, J., Jones, L., Gomez, A.N., Kaiser, L., & Polosukhin, I. (2017). Attention is All you Need. *NIPS*.
- [27] Plizzari, Chiara & Cannici, Marco & Matteucci, Matteo. (2021). Skeleton-based action recognition via spatial and temporal transformer networks. *Computer Vision and Image Understanding*. 208-209. 103219. 10.1016/j.cviu.2021.103219.
- [28] J. Yang, X. Dong, L. Liu, C. Zhang, J. Shen and D. Yu, "Recurring the Transformer for Video Action Recognition," 2022 IEEE/CVF Conference on Computer Vision and Pattern Recognition (CVPR), New Orleans, LA, USA, 2022, pp. 14043-14053, doi: 10.1109/CVPR52688.2022.01367.
- [29] Dosovitskiy, Alexey & Beyer, Lucas & Kolesnikov, Alexander & Weissenborn, Dirk & Zhai, Xiaohua & Unterthiner, Thomas & Dehghani, Mostafa & Minderer, Matthias & Heigold, Georg & Gelly, Sylvain & Uszkoreit, Jakob & Houlsby, Neil. (2020). An Image is Worth 16x16 Words: Transformers for Image Recognition at Scale.
- [30] Wang, Pichao, et al. "Action recognition based on joint trajectory maps using convolutional neural networks." *Proceedings of the 24th ACM international conference on Multimedia*. 2016.
- [31] Wang, Pichao, et al. "Action recognition based on joint trajectory maps with convolutional neural networks." *Knowledge-Based Systems* 158 (2018): 43-53.

- [32] Li, B.; Dai, Y.; Cheng, X.; Chen, H.; Lin, Y.; He, M. Skeleton based action recognition using translation-scale invariant image mapping and multi-scale deep CNN. In Proceedings of the 2017 IEEE International Conference on Multimedia & Expo Workshops (ICMEW), Hong Kong, China, 10–14 July 2017; pp. 601–604.
- [33] Cao C., Lan C., Zhang Y., Zeng W., Lu H. and Zhang Y., "Skeleton-Based Action Recognition With Gated Convolutional Neural Networks," in IEEE Transactions on Circuits and Systems for Video Technology, vol. 29, no. 11, pp. 3247-3257, Nov. 2019, doi: 10.1109/TCSVT.2018.2879913.
- [34] Shahroudy, A., Liu, J., Ng, T., & Wang, G. (2016). NTU RGB+D: A Large Scale Dataset for 3D Human Activity Analysis. 2016 IEEE Conference on Computer Vision and Pattern Recognition (CVPR), 1010-1019.
- [35] Wang H, Wang L. Beyond Joints: Learning Representations From Primitive Geometries for Skeleton-Based Action Recognition and Detection. IEEE Trans Image Process. 2018 Sep;27(9):4382-4394. doi: 10.1109/TIP.2018.2837386. PMID: 29870355.

Vision Transformer (ViT)



Transformer Encoder

