

Residual Importance Weighted Transfer Learning For High-dimensional Linear Regression

Junlong Zhao Shengbin Zheng Chenlei Leng*

November 15, 2023

Abstract

Transfer learning is an emerging paradigm for leveraging multiple sources to improve the statistical inference on a single target. In this paper, we propose a novel approach named residual importance weighted transfer learning (RIW-TL) for high-dimensional linear models built on penalized likelihood. Compared to existing methods such as Trans-Lasso that selects sources in an all-in-all-out manner, RIW-TL includes samples via importance weighting and thus may permit more effective sample use. To determine the weights, remarkably RIW-TL only requires the knowledge of one-dimensional densities dependent on residuals, thus overcoming the curse of dimensionality of having to estimate high-dimensional densities in naive importance weighting. We show that the oracle RIW-TL provides faster rate than its competitors and develop a cross-fitting procedure to estimate this oracle. We discuss variants of RIW-TL by adopting different choices for residual weighting. The theoretical properties of RIW-TL and its variants are established and compared with those of LASSO and Trans-Lasso. Extensive simulation and a real data analysis confirm its advantages.

KEY WORDS: High-dimensional linear models; Kernel density estimation; Penalized likelihood; Residual importance weighting; Sample selection; Transfer learning.

1 Introduction

Statistical techniques are most demanding in applications where sample sizes are small. This is particularly true when they come with a large number of variables. Although there is now a mature sub-field of statistics focusing on penalized regression for producing sparse models that mitigates the challenge of high dimensionality, small sample sizes pose a fundamental limitation on the statistical properties of any estimator.

Fortunately, though the sample size for a *target* problem of interest is small, in reality there often exist multiple different but related *source* datasets in many applications. For example,

- in biology, for predicting gene expression, the data for the target tissue may be limited, but the source data for other tissues may be large (Li et al., 2021b);
- in economics, to study what may affect income in a particular country, we have income data from many other countries;
- in pattern recognition, you want to build a classifier to identify drones from a target dataset. Instead of building your model from scratch, you may want to explore similar classifiers developed to recognize, for instance, birds.

*Zhao and Zheng are with Beijing Normal University (emails: zhaojunlong928@126.com, a1261110123@163.com). Leng is with the University of Warwick (email: C.Leng@warwick.ac.uk). The first two authors contribute equally to this paper. Junlong Zhao was supported by National Science Foundation of China (No.12371288, 12131006) and the Fundamental Research Funds for the Central Universities. Corresponding author: Junlong Zhao.

In these scenarios, there is a possibility to explore the similarity between the sources and the target. This paper is about a new methodology on how to do it for linear regression, for which our goal is to build a model to relate a response variable $y \in \mathbb{R}$ to a predictor vector $\mathbf{x} \in \mathbb{R}^p$ when p is large. The starting point is that we have a data set $\mathcal{S}^{(0)} = \{\mathbf{z}_i^{(0)} = (\mathbf{x}_i^{(0)}, y_i^{(0)}), i = 1, \dots, n_0\}$ with *i.i.d.* observations which will be referred to as the target data hereafter. The data come from the following linear model

$$y_i^{(0)} = (\mathbf{x}_i^{(0)})^\top \boldsymbol{\beta}^{(0)} + \epsilon_i^{(0)}, \quad (1)$$

where $\epsilon_i^{(0)}$'s are random noises with $\mathbb{E}(\epsilon_i^{(0)}) = 0$ and our interest is to estimate the unknown regression coefficients $\boldsymbol{\beta}^{(0)}$. Note

$$\boldsymbol{\beta}^{(0)} = \underset{\boldsymbol{\beta} \in \mathbb{R}^p}{\operatorname{argmin}} \mathbb{E}_{\mathbf{z} \sim f_0} (y - \mathbf{x}^\top \boldsymbol{\beta})^2,$$

where f_0 is the pdf of $\mathbf{z} := (\mathbf{x}, y)$ in the target data and $\mathbf{z} \sim f_0$ denotes that \mathbf{z} is a random vector following f_0 . Assume that $\boldsymbol{\beta}^{(0)}$ is sparse such that the cardinality of its support $s_0 := |\operatorname{supp}(\boldsymbol{\beta}^{(0)})|$ satisfies $s_0 \ll n_0$ (or approximately so). It is known that the LASSO estimator (Tibshirani, 1996)

$$\hat{\boldsymbol{\beta}}_{\text{Lasso}}^{(0)} = \underset{\boldsymbol{\beta} \in \mathbb{R}^p}{\operatorname{argmin}} \frac{1}{2n_0} \sum_{i=1}^{n_0} \left(y_i^{(0)} - (\mathbf{x}_i^{(0)})^\top \boldsymbol{\beta} \right)^2 + \lambda \|\boldsymbol{\beta}\|_1, \quad (2)$$

where $\|\boldsymbol{\beta}\|_1$ is the ℓ_1 norm of $\boldsymbol{\beta}$, achieves the following convergence rate (Bickel et al., 2009)

$$\|\hat{\boldsymbol{\beta}}_{\text{Lasso}}^{(0)} - \boldsymbol{\beta}^{(0)}\|^2 = O_p \left(\frac{s_0 \log p}{n_0} \right),$$

where $\|\cdot\|$ is the ℓ_2 norm. For the LASSO estimator to convergence, a fundamental requirement on the sample size is $n_0 \gg s_0 \log p$. With source data available, an interesting question arises whether we can exploit these auxiliary datasets to boost the performance and if yes how. In this paper, we will refer to the LASSO estimator as the estimator defined in (2) that uses only the sample in the target data $\mathcal{S}^{(0)}$.

1.1 Transfer learning

Transfer learning is a learning paradigm originated in machine learning for leveraging knowledge learned from other tasks to boost performance on the target under investigation. In our regression setup, denote the source data as K independent datasets $\mathcal{S}^{(k)} = \{\mathbf{z}_i^{(k)} = (\mathbf{x}_i^{(k)}, y_i^{(k)}), i = 1, \dots, n_k\}, k = 1, \dots, K$, each with *i.i.d.* observations that satisfy the following linear model

$$y_i^{(k)} = (\mathbf{x}_i^{(k)})^\top \boldsymbol{\beta}^{(k)} + \epsilon_i^{(k)}, \quad (3)$$

where $\epsilon_i^{(k)}$'s are random noises with $\mathbb{E}(\epsilon_i^{(k)}) = 0$ not necessarily following the same distribution of $\epsilon_i^{(0)}$ and $\boldsymbol{\beta}^{(k)}$ is sparse or approximately so. If $\boldsymbol{\beta}^{(k)} \approx \boldsymbol{\beta}^{(0)}$ for some k in a suitable sense, then the k th source may be exploited to aid the estimation of $\boldsymbol{\beta}^{(0)}$. In reality, of course, we seldom know which sources are relevant. Transfer learning basically aims to identify those complementary sources in order to leverage their information to boost the estimation of the main quantity of interest. Intuitively since the resulting estimator will be based on a larger sample size combining the target and the related sources, it may converge at a faster rate.

Motivated by the rationale above, for high-dimensional models, a dominant class of approaches for transfer learning advocated by Li et al. (2021b) roughly follows the general recipe discussed below. Define $\boldsymbol{\delta}^{(k)} = \boldsymbol{\beta}^{(k)} - \boldsymbol{\beta}^{(0)}$ as the contrast between the regression coefficients of the k th source and the target. Denote the set of informative sources as

$$\mathcal{J} = \{1 \leq k \leq K : \|\boldsymbol{\delta}^{(k)}\|_1 \leq h\},$$

which includes those datasets with contrasts sufficiently small as measured by h . Given \mathcal{J} , the Trans-Lasso approach in Li et al. (2021b) estimates the coefficient $\beta^{(0)}$ in the target data as

$$\hat{\beta}_{\text{Trans-Lasso}}^{(0)} = \hat{\mathbf{w}} - \hat{\boldsymbol{\delta}},$$

where $\hat{\mathbf{w}}$ is the LASSO estimator using the data in the informative set $\bigcup_{k \in \mathcal{J}} \mathcal{S}^{(k)}$ and

$$\hat{\boldsymbol{\delta}} = \underset{\boldsymbol{\delta} \in \mathbb{R}^p}{\operatorname{argmin}} \frac{1}{2n_0} \sum_{i=1}^{n_0} \left(y_i^{(0)} - (\mathbf{x}_i^{(0)})^\top (\hat{\mathbf{w}} - \boldsymbol{\delta}) \right)^2 + \lambda_\delta \|\boldsymbol{\delta}\|_1.$$

The idea underpinning Trans-Lasso is that for the data in source set \mathcal{J} , the population version of the regression coefficient of y on \mathbf{x} is a linear combination of $\beta^{(k)}$, $k \in \mathcal{J}$, and thus is approximately sparse. In addition, the difference between $\beta^{(0)}$ and this population regression coefficient is also approximately sparse. Provided \mathcal{J} is known, the oracle Trans-Lasso estimator in Li et al. (2021b) can achieve the following convergence rate

$$\|\hat{\beta}_{\text{Trans-Lasso}}^{(0)} - \beta^{(0)}\|^2 = O_p \left(\frac{s_0 \log p}{n_0 + n_{\mathcal{J}}} + \frac{s_0 \log p}{n_0} \wedge h \sqrt{\frac{\log p}{n_0}} \wedge h^2 \right),$$

where $a \wedge b$ is the minimum of a and b and $n_{\mathcal{J}} = \sum_{k \in \mathcal{J}} n_k$ is the sample size of the informative set. Immediately we see that we require $h \ll s_0 \sqrt{\log p / n_0}$ and $n_0 \ll n_{\mathcal{J}}$ for the oracle Trans-Lasso to have improved rate over the LASSO estimator. Note that in Trans-Lasso, the observations in a single source dataset $\mathcal{S}^{(k)}$ is either all included in or left out. This strategy immediately raises the following fundamental question:

Does all-in-or-all-out make the best use of source data in transferring knowledge?

1.2 Importance weighted transfer learning

An idea to use all the observations in the source data is via importance weighting by noting (Cochran, 2007; Fishman, 2013)

$$\beta^{(0)} = \underset{\beta \in \mathbb{R}^p}{\operatorname{argmin}} \mathbb{E}_{\mathbf{z} \sim f_k} \left[\frac{f_0(\mathbf{z})}{f_k(\mathbf{z})} (y - \mathbf{x}^\top \beta)^2 \right], \quad (4)$$

where f_k is the pdf of \mathbf{z} in the k th source. Note that by this notation, we allow f_k to be different for different k . To estimate $\beta^{(0)}$, a simple approach is to formulate a weighted least-squares loss function aggregating all the observations in the target and source datasets, aided by adding an ℓ_1 penalty on the estimand to encourage sparsity. This simple approach may use all the observations in all the available data as opposed to all-in-or-all-out.

The simple importance weighted approach, however, does not work unless for trivial cases, because specifying the weights f_0/f_k requires the knowledge of the unknown f_0 and f_k , the joint distribution of y and \mathbf{x} in each data set. One way to proceed is to estimate these two unknowns via density estimation, which will suffer from the curse of dimensionality since f_0 and f_k are both $(p+1)$ -dimensional. The major thrust of this paper is a novel importance weighted transfer learning approach that only requires the estimation of one-dimensional densities. The foundation of our approach rests on the following important property.

Proposition 1. *It holds that*

$$\beta^{(0)} = \underset{\beta \in \mathbb{R}^p}{\operatorname{argmin}} \mathbb{E}_{\mathbf{z} \sim f_k} \left[\omega^{(k)} \cdot (y - \mathbf{x}^\top \beta)^2 \right], \quad (5)$$

with weights $\omega^{(k)}$ defined as

$$\omega^{(k)} = \omega^{(k)}(\mathbf{z}) = \frac{f_\epsilon(\mathbf{y} - \mathbf{x}^\top \boldsymbol{\beta}^{(0)})}{f_{\epsilon^{(k)}}(\mathbf{y} - \mathbf{x}^\top \boldsymbol{\beta}^{(k)})}, \quad (6)$$

where f_ϵ is the pdf of a random variable ϵ independent of the data in source k , satisfying $\mathbb{E}(\epsilon) = 0$ for reasons stated in Section 2.1, and $f_{\epsilon^{(k)}}$ is the pdf of $\epsilon^{(k)}$ in the k th source data.

Note that in this proposition, we can make ϵ depend on k but we have omitted k for simplicity. A few remarks are in place.

1. For the proposition to hold, we do not require the marginal distribution of $\mathbf{x}^{(k)}$, the population version of the predictor in source k , to be the same across k . That is, our framework adapts to what is known as *covariate shift* in the literature.
2. In the denominator of the weights, if $\epsilon^{(k)}$ follows Gaussian, estimating $f_{\epsilon^{(k)}}$ is rather trivial because we just need to estimate the variance of $\epsilon^{(k)}$ or the residuals $y_i^{(k)} - (\mathbf{x}_i^{(k)})^\top \boldsymbol{\beta}^{(k)}$ in practice. Alternatively, without any distributional assumption on $f_{\epsilon^{(k)}}$, we can estimate the density of $\epsilon^{(k)}$ nonparametrically based on these residuals via univariate density estimation. The latter case is more robust to the misspecification of the distribution of $\epsilon^{(k)}$ and is somewhat more interesting from a methodological and theoretical perspective. Thus, the rest of the paper focuses on this case, while we examine the performance when $f_{\epsilon^{(k)}}$ is assumed Gaussian numerically.
3. In the numerator of the weights, ϵ can be any random variable independent of the data as long as it has mean zero. This opens door to a wide variety of options. We will discuss two instances for specifying the distribution of ϵ : the first by symmetrizing $f_{\epsilon^{(k)}}$ and the second by assuming a uniform distribution.
4. For the unknown $\boldsymbol{\beta}^{(0)}$ and $\boldsymbol{\beta}^{(k)}$ needed in specifying the importance weights, we can replace them by their penalized regression estimators or a Trans-Lasso estimator.

With $\omega^{(k)}(\mathbf{z}_i^{(k)})$ estimated using the estimated quantities discussed, we then formulate a penalized loss function combining all the observations in the target and source data. Because our approach utilizes residuals at its core, we will refer to it as Residual Importance Weighted Transfer Learning or RIW-TL for short.

Difference between LASSO, oracle Trans-Lasso and oracle RIW-TL. Before we discuss in more detail our methodology, including, for example, how to deal with weights that may be unbounded, we first highlight the difference between the oracle Trans-Lasso in Li et al. (2021b) and the oracle RIW-TL in a simple setting where there is a single source $K = 1$. As a reminder, the oracle Trans-Lasso is achieved when its tuning parameters are chosen optimally assuming a known \mathcal{J} , while for the oracle RIW-TL, $\omega^{(k)}(\mathbf{z}_i^{(k)})$ are assumed known and properly trimmed for boundedness with optimally chosen tuning parameters in various places. We provide the convergence rate of an oracle by calculating the squared ℓ_2 norm of the difference between an oracle estimator and $\boldsymbol{\beta}^{(0)}$.

To appreciate these oracles under different regimes, we divide the range of the contrast $\boldsymbol{\delta}^{(1)} = \boldsymbol{\beta}^{(1)} - \boldsymbol{\beta}^{(0)}$ into three scenarios with the rates provided in Table 1. In the first regime when $\boldsymbol{\beta}^{(0)}$ and $\boldsymbol{\beta}^{(1)}$ are close, both approaches produce oracle estimators as if we had a sample size $n_0 + n_1$. That is, we effectively use all the samples in the target and source. In regime (ii) when $\boldsymbol{\delta}^{(1)}$ becomes larger but its ℓ_1 norm is smaller than $s_0 \sqrt{\log p/n_0}$, oracle RIW-TL retains the same rate while oracle Trans-Lasso has a slower rate. How much slower depends on the interplay between the ambient dimension p , true dimension s_0 and the two sample sizes n_0 and n_1 . In the difficult regime (iii) where $\boldsymbol{\delta}^{(1)}$ is much larger than $s_0 \sqrt{\log p/n_0}$ in ℓ_1 norm, the oracle Trans-Lasso may produce an estimator inferior to the LASSO estimator if the source data chosen is uninformative, while in the best case scenario it has the same convergence rate as the LASSO estimator using only the target data. In the inferior case, using uninformative source data causes what is referred to as negative transfer for the target problem (Tony

and Shavlik, 2010). In all the settings, our oracle RIW-TL has faster rate than the LASSO estimator using only the target data.

Table 1: Comparison of the convergence rates of two oracles under three regimes with a single source dataset having sample size n_1 .

Regime	Oracle RIW-TL	Oracle Trans-Lasso
(i) $\ \boldsymbol{\delta}^{(1)}\ _1 \lesssim \frac{s_0 \sqrt{n_0 \log p}}{n_0 + n_1}$	$\frac{s_0 \log p}{n_0 + n_1}$	$\frac{s_0 \log p}{n_0 + n_1}$
(ii) $\frac{s_0 \sqrt{n_0 \log p}}{n_0 + n_1} \ll \ \boldsymbol{\delta}^{(1)}\ _1 \ll s_0 \sqrt{\frac{\log p}{n_0}}$	$\frac{s_0 \log p}{n_0 + n_1}$	$\sqrt{\frac{\log p}{n_0}} \ \boldsymbol{\delta}^{(1)}\ _1 \wedge \ \boldsymbol{\delta}^{(1)}\ _1^2 \wedge \frac{s_0 \log p}{n_0}$
(iii) $\ \boldsymbol{\delta}^{(1)}\ _1 \gtrsim s_0 \sqrt{\frac{\log p}{n_0}}$	$\frac{s_0 \log p}{n_0 + n_1 / \max\{\ \boldsymbol{\delta}^{(1)}\ _1, 1\}}$	$\sqrt{\frac{\log p}{n_0}} \ \boldsymbol{\delta}^{(1)}\ _1 \wedge \frac{s_0 \log p}{n_0}$

1.3 Contributions

Our methodological contribution is to propose residual importance weighted transfer learning (RIW-TL) as a new framework for transferring information in source data to target data. This marks a paradigm shift from selecting in the existing all-in-or-all-out framework (Li et al., 2021b; Tian and Feng, 2022, cf.) to weighting. By weighting each individual observation in the source data via a density ratio, RIW-TL potentially makes better and more effective use of the observations in the source, as demonstrated theoretically and empirically in this paper. We show that the rate of oracle RIW-TL is superior in the difficult regime when a diverse range of source data is available, some of which may have large contrasts between $\boldsymbol{\beta}^{(k)}$ and $\boldsymbol{\beta}^{(0)}$. Moreover, RIW-TL is oblivious to the homogeneity of the design, not requiring the marginal distributions of the predictors in the source to be similar, unlike its all-in-or-all-out competitors. These facts makes RIW-TL appealing in reality, especially because we seldom know whether knowledge learned in other problems or which other problems' knowledge can be transferred.

When the weights in (6) needed for the oracle are unknown, we propose a cross fitting approach to implement the oracle RIW-TL. We investigate nonparametric estimation of the weights in (5) via kernel density estimation (Silverman, 1978) or parametric estimation in numerical study by assuming Gaussianity of the errors. When n_0 , the sample size of the target data, is small, it is found that the rate of RIW-TL via cross fitting is inferior to that of the oracle. To bring the rate closer to the oracle, we further explore the specification of ϵ as a uniform random variable with unknown end points, and show that the rates will be of the same order when the sources are close to the target on the average.

In specifying and estimating the weights in RIW-TL, without extra care, however, the weights $f_\epsilon / f_{\epsilon^{(k)}}$ may become unbounded. As a result, a sample version of (5) will be dominated by those observations with large weights, causing large variance in the resulting estimator. This is reminiscent of a wider issue for importance weighting based methods, for example, when used in Monte Carlo computing (Tokdar and Kass, 2010). To overcome the challenge, we employ further sample selection so that we can focus on those observations whose weights defined in (6) are bounded in a suitable way. This on the other hand brings challenges in parameter estimation for which we must handle with delicate analysis.

1.4 Literature review

Transfer learning is a modern technique for applying the insight gained in related problems to a new context. In many relatively data-scarce applications including pattern drug sensitivity prediction, biological imaging diagnosis, and natural language processing for example, it has found many uses (Tony and Shavlik, 2010; Shin et al., 2016; Wang et al., 2018, cf.). On the other hand, high-dimensional

data analysis has undergone rapid development thanks to a series of important breakthroughs made in statistics with the development of LASSO (Tibshirani, 1996) and SCAD (Fan and Li, 2001), among many others.

Exploring the interface between these two areas, Bastani (2021) studied transfer learning with a single-source for high-dimensional generalized linear models (GLMs). Li et al. (2021b) proposed the Trans-Lasso method in high-dimensional linear regression with multiple source data, showing that their estimators can be minimax optimal under certain conditions. Tian and Feng (2022) proposed a method for transfer learning in high-dimensional GLMs. Li et al. (2023) developed an approach for high-dimensional GLMs with knowledge transfer that estimates the target parameter and coefficients difference jointly, while Huang et al. (2023) considered transfer learning for high dimensional quantile regression. The literature on transfer learning for high-dimensional data is rapidly expanding recently. We refer the reader to its use in federated learning, functional data analysis and many others (Li et al., 2021a; Zhou et al., 2022; Lin and Reimherr, 2022; Gu et al., 2022, etc.). The majority of the methods taken by these papers select source data to enhance estimation for the target data at the source level, that is, data in a single source are either selected altogether or discarded as a whole. To identify those useful sources, most methods aggregate candidate sets of informative sources, sometimes by applying model averaging to avoid negative transfer (Li et al., 2021b, cf.) or identifying informative sources by minimizing prediction error in the target (Tian and Feng, 2022, cf.).

An alternative to the all-in-or-all-out approach is importance weighting (Sugiyama et al., 2007; Fang et al., 2020, cf.). As can be seen in Section 1.2, a key step to use importance weighting is to estimate the importance weight $f_0(\mathbf{z})/f_k(\mathbf{z})$. For small or moderate dimensional problems, there are well-established works mostly for estimating the weights based on nonparametric regression. For example, Scholkopf et al. (2007) proposed kernel mean matching method and Kanamori et al. (2009) modelled the importance weights using a set of function basis. Shimodaira (2000) proposed the empirical risk minimization method with an exponentially-flattened parameter to reduce the effects of high variance of the estimated importance weights, while Yamada et al. (2011) further explored the fluctuation problem and proposed a relative importance weighting method. A recent review on this topic can be found in Lu et al. (2022). These methods nevertheless are not applicable in the high-dimensional data setting in this paper.

1.5 Organization of the paper and notations

The rest of this paper is organized as follows. In Section 2, we study the oracle RIW-TL for a high-dimensional linear model. In Section 3, we propose an approach to estimate this oracle via kernel density estimation and cross fitting, and study its properties. In Section 4, we propose another variant of this approach by adopting different weighting and sample selection with properties provided. Extensive simulation and real data analysis are reported in Sections 5 and 6. A brief discussion is presented in Section 7. All the technical details and additional numerical results can be found in the supplementary materials. The code implementing RIW-TL is freely available on <https://github.com/RIW-TL/Transfer-learning>.

Notations. For any two positive series $\{a_n\}$ and $\{b_n\}$, we use $a_n \gtrsim b_n$ or $b_n \lesssim a_n$ to mean $\lim_{n \rightarrow \infty} a_n/b_n > C > 0$ for some constant C , and $a_n \asymp b_n$ to mean they have the same rate. We use either $a_n \ll b_n$ or $a_n = o(b_n)$ when $a_n/b_n \rightarrow 0$, and $a_n = O(b_n)$ when $\lim_{n \rightarrow \infty} a_n/b_n < C < \infty$ for some constant C . And $o_p(\cdot)$ and $O_p(\cdot)$ are defined similarly for the stochastic version. For any vector $\mathbf{v} = (v_1, \dots, v_p)^\top \in \mathbb{R}^p$, $\|\mathbf{v}\|_1$, $\|\mathbf{v}\|$ and $\|\mathbf{v}\|_\infty$ denote its ℓ_1 , ℓ_2 and ℓ_∞ norm respectively. For a set \mathcal{A} , we use $|\mathcal{A}|$ to denote its cardinality. We define $[p] := \{1, \dots, p\}$ for any integer p . For any set $\mathcal{A} \subseteq [p]$, we use $\mathbf{v}_{\mathcal{A}}$ to denote a subvector of \mathbf{v} with entries in \mathcal{A} . For any nonempty set \mathcal{A} , we denote $\mathbf{I}_{\mathcal{A}}$ as the diagonal matrix with its i th diagonal element being indicator $\mathbf{I}(i \in \mathcal{A})$. Finally, we use $C, C_1, \dots, c_1, \dots$ to denote absolute constants which may vary from line to line depending on the context.

As a reminder, we have used $\mathcal{S}^{(0)}$ with sample size n_0 and $\mathcal{S}^{(k)}$ with sample size n_k to denote the

target and the k th source data respectively. The notations f_k and $f_{\epsilon^{(k)}}$ are used respectively to denote the joint distribution of $(y, \mathbf{x}^\top)^\top$ in $\mathcal{S}^{(k)}$ (or $(y^{(k)}, (\mathbf{x}^{(k)})^\top)^\top$), and the distribution of $\epsilon^{(k)}$. Without loss of generality, we assume that $\mathbf{x}_i^{(k)}$ are all centered such that $\mathbb{E}(\mathbf{x}_i^{(k)}) = 0$ with the covariance matrix denoted as $\Sigma^{(k)} = (\sigma_{ij}^{(k)})$, which is positive definite.

2 Residual Importance Weighting

We first discuss the choice of $\omega^{(k)}$ in (6). Write

$$y_i^{(k)} = (\mathbf{x}_i^{(k)})^\top \boldsymbol{\beta}^{(k)} + \epsilon_i^{(k)} = (\mathbf{x}_i^{(k)})^\top \boldsymbol{\beta}^{(0)} + [(\mathbf{x}_i^{(k)})^\top (\boldsymbol{\beta}^{(k)} - \boldsymbol{\beta}^{(0)}) + \epsilon_i^{(k)}],$$

where we will denote

$$\eta_i^{(k)} := (\mathbf{x}_i^{(k)})^\top (\boldsymbol{\beta}^{(k)} - \boldsymbol{\beta}^{(0)}) = (\mathbf{x}_i^{(k)})^\top \boldsymbol{\delta}^{(k)}. \quad (7)$$

From Proposition 1, the importance weight of the observation $\mathbf{z}_i^{(k)}$ is simply

$$\omega_i^{(k)} = \frac{f_\epsilon(y_i^{(k)} - (\mathbf{x}_i^{(k)})^\top \boldsymbol{\beta}^{(0)})}{f_{\epsilon^{(k)}}(y_i^{(k)} - (\mathbf{x}_i^{(k)})^\top \boldsymbol{\beta}^{(k)})} = \frac{f_\epsilon(\epsilon_i^{(k)} + \eta_i^{(k)})}{f_{\epsilon^{(k)}}(\epsilon_i^{(k)})}. \quad (8)$$

The quantity $\eta_i^{(k)}$ measures the contrast between $\boldsymbol{\beta}^{(k)}$ and $\boldsymbol{\beta}^{(0)}$ adjusted by an individual predictor. Since the denominator in (7) can be close to zero, one difficulty associated with $\omega_i^{(k)}$ is that it may become unbounded. To avoid this and for technical reasons, we employ sample selection by choosing those observations that have bounded weights in the following set

$$\mathcal{I}_k = \{i \in [n_k] : |\epsilon_i^{(k)} + \eta_i^{(k)}| \leq A, |\eta_i^{(k)}| \leq M\}, \quad k = 1, \dots, K, \quad (9)$$

where A and M are two tuning parameters. This particular choice of sample selection is employed to ensure that both the numerator and the denominator in (8) are bounded under some conditions. We discuss the selection of A and M via cross validation later. We remark that \mathcal{I}_k is not the only sample selection that one can use. An alternative is, for example, $\{i \in [n_k] : |\epsilon_i^{(k)}| \leq A, |\eta_i^{(k)}| \leq M\}$ that also constraints the weights. We find that the choice of \mathcal{I}_k matters, leading to different theoretical properties. More discussion can be found in Section 3.1, for example, in Remark 2, and this particular alternative subset will be discussed in Remark 1 in Section 2.1.

To study in detail the magnitude of $\omega_i^{(k)}$, we make the following assumptions on $f_{\epsilon^{(k)}}$.

(C1) For $k = 1, \dots, K$, $f_{\epsilon^{(k)}}$ is bounded away from ∞ satisfying $f_{\epsilon^{(k)}}(t) > 0$ for any finite t , and has bounded first derivative.

This assumption allows $\inf_{t \in \mathbb{R}} f_{\epsilon^{(k)}}(t) = 0$ and is quite mild. It holds for many commonly encountered distributions such as Gaussian and the t distribution. Under this assumption, the following proposition shows that $f_{\epsilon^{(k)}}(\epsilon_i^{(k)})$ and $\omega_i^{(k)}$ are both bounded for all $i \in \mathcal{I}_k$.

Proposition 2. *Under condition (C1), for $k = 1, \dots, K$ and all $i \in \mathcal{I}_k$, it holds that (i) $f_{\epsilon^{(k)}}(\epsilon_i^{(k)})$ is bounded away from 0 strictly (i.e. larger than a positive constant), and (ii) $\omega_i^{(k)}$ is bounded away from 0 and ∞ strictly.*

With the weights all bounded, we are now ready to define the oracle RIW-TL assuming known weights. Denote $\mathcal{I}_0 = [n_0]$ and let $\omega_i^{(0)} = 1$ for all the observations in the target data. The oracle RIW-TL estimator is found as

$$\tilde{\boldsymbol{\beta}}_{ora}^{(0)} = \operatorname{argmin}_{\boldsymbol{\beta} \in \mathbb{R}^p} \frac{1}{2(n_0 + \sum_{k=1}^K n_k)} \left\{ \sum_{k=0}^K \sum_{i \in \mathcal{I}_k} \omega_i^{(k)} \left(y_i^{(k)} - (\mathbf{x}_i^{(k)})^\top \boldsymbol{\beta} \right)^2 \right\} + \lambda \|\boldsymbol{\beta}\|_1, \quad (10)$$

where λ is a tuning parameter. That is, we define the oracle RIW-TL as the solution to a penalized weighted least-squares problem using the observations in the target data, as well as all those observations having bounded weights in the K sources.

2.1 The choice of f_ϵ in (8)

We remark that $\beta^{(0)}$ is not the population minimizer of the expectation of the loss function in (10) when $\lambda = 0$. That is, our formulation incurs some bias even in the best case scenario. Although it will be interesting to characterize this bias explicitly, it turns out that it is largely irrelevant for the purposes of establishing a rate for the oracle RIW-TL estimator due to our proof strategy. In particular, to establish the rate of $\tilde{\beta}_{ora}^{(0)}$, we will make use of the basic inequality that the loss function in (10) evaluated at $\tilde{\beta}_{ora}^{(0)}$ is no greater than it evaluated at $\beta^{(0)}$, since the former minimizes the loss function. This is the proof strategy widely used for proving the rate of LASSO type estimators (Bickel et al., 2009, cf.). To establish this rate for the LASSO estimator defined in (2) for example, a critical step is to provide an upper bound of the largest element for $\sum_{i=1}^{n_0} \mathbf{x}_i^{(0)} \epsilon_i^{(0)}$ with high probability.

We now discuss informally our strategy to make a similar term stochastically small. Recall that for a random vector $(y_i^{(k)}, (\mathbf{x}_i^{(k)})^\top)^\top$ from source k , we have denoted

$$y_i^{(k)} = (\mathbf{x}_i^{(k)})^\top \beta^{(0)} + [\eta_i^{(k)} + \epsilon_i^{(k)}],$$

in which we can view $\epsilon_i^{(k)} + \eta_i^{(k)}$ as the random error. In the context of the oracle RIW-TL estimator defined in (10), to use the idea of the basic inequality, we need to bound the term $\sum_{i=1}^{n_0} \mathbf{x}_i^{(0)} \epsilon_i^{(0)}$ as in the LASSO estimator case, and additional K terms with the k th term having the form

$$\sum_{i=1}^{n_k} \xi_i^{(k)} \mathbf{x}_i^{(k)}, \quad \xi_i^{(k)} := [\eta_i^{(k)} + \epsilon_i^{(k)}] \omega_i^{(k)} \mathbf{I}(i \in \mathcal{I}_k), \quad (11)$$

which arises due to the formulation in (10). Note that $\xi_i^{(k)}$ is a bounded random variable for given $\mathbf{x}_i^{(k)}$, since $\omega_i^{(k)}$ is bounded by Proposition 2. The expectation of $\xi_i^{(k)}$ is seen as

$$\text{Bias}(f_\epsilon, \mathcal{I}_k) := \mathbb{E}_{\epsilon_i^{(k)}} \xi_i^{(k)} = \int_{i \in \mathcal{I}_k} (\epsilon_i^{(k)} + \eta_i^{(k)}) f_\epsilon(\epsilon_i^{(k)} + \eta_i^{(k)}) d\epsilon_i^{(k)} = \int_{-A}^A t f_\epsilon(t) dt.$$

If we take f_ϵ to be a symmetric function, $\xi_i^{(k)}$ will have mean zero for fixed $\mathbf{x}_i^{(k)}$. Thus, (11) is just a sum of bounded mean zero random variables that can be further bounded stochastically. This is why we require the random error ϵ satisfies $\mathbb{E}(\epsilon) = 0$. Since the expectation in the above expression plays an important role for the choice of f_ϵ and sample selection \mathcal{I}_k , we have used notation $\text{Bias}(f_\epsilon, \mathcal{I}_k)$ for its value.

Although f_ϵ can be any symmetric pdf, in this paper, we discuss two choices where $f_\epsilon(t) = [f_{\epsilon^{(k)}}(t) + f_{\epsilon^{(k)}}(-t)]/2$ or when f_ϵ is the pdf of a uniform distribution. These choices are somewhat more interesting than when f_ϵ is from a Gaussian distribution, while we only present numerical results for the latter.

Remark 1. One can consider another set $\mathcal{I}_k^l = \{i \in [n_k] : |\epsilon_i^{(k)}| \leq A, |\eta_i^{(k)}| \leq M\}$ for which the bias becomes

$$\text{Bias}(f_\epsilon, \mathcal{I}_k^l) = \int_{-A}^A (\epsilon_i^{(k)} + \eta_i^{(k)}) f_\epsilon(\epsilon_i^{(k)} + \eta_i^{(k)}) d\epsilon_i^{(k)} = \int_{-A+\eta_i^{(k)}}^{A+\eta_i^{(k)}} t f_\epsilon(t) dt = \int_{A-\eta_i^{(k)}}^{A+\eta_i^{(k)}} t f_\epsilon(t) dt,$$

which is not zero usually. When $\eta_i^{(k)}$ is small, the bias approximately equals $2A f_\epsilon(A) \eta_i^{(k)}$. However, when $\delta^{(k)}$'s are small on average, taking f_ϵ as the density of a uniform distribution and \mathcal{I}_k^l for sample

selection has certain advantages as we show in Section 4.

2.2 The effective sample size

The formulation of the oracle RIW-TL implies that its effective sample size is $n_0 + \sum_{k=1}^K |\mathcal{I}_k|$. That is, the source data have contributed additional $\sum_{k=1}^K |\mathcal{I}_k|$ observations to the estimation of $\boldsymbol{\beta}^{(0)}$ as compared to the LASSO estimator. Noting \mathcal{I}_k is a random set, we quantify the gain in the sample size by evaluating the expectation of $|\mathcal{I}_k|$.

To simplify exposition, we denote $n_{\mathcal{I}_k} = |\mathcal{I}_k|$ as the cardinality of \mathcal{I}_k and write $n_{\mathcal{I}} = \sum_{k=1}^K n_{\mathcal{I}_k}$ as the total sample size used for transfer from the source data. Recall the notation $\boldsymbol{\delta}^{(k)} = \boldsymbol{\beta}^{(k)} - \boldsymbol{\beta}^{(0)}$. Denote $\eta^{(k)} = (\mathbf{x}^{(k)})^\top (\boldsymbol{\beta}^{(k)} - \boldsymbol{\beta}^{(0)}) = (\mathbf{x}^{(k)})^\top \boldsymbol{\delta}^{(k)}$ to be consistent with the notion $\eta_i^{(k)}$ in (7), and

$$d_k^2 = (\boldsymbol{\delta}^{(k)})^\top \boldsymbol{\Sigma}^{(k)} \boldsymbol{\delta}^{(k)}$$

as the quadratic contrast weighted by the covariance of $\mathbf{x}^{(k)}$. We have the following results on the effective sample size $n_{\mathcal{I}_k}$ from the k th source.

Proposition 3. *If $\epsilon_i^{(k)}$ is distributed as $N(0, 1)$ and $\mathbf{x}_i^{(k)}$ follows $N(\mathbf{0}, \boldsymbol{\Sigma}^{(k)})$, for $k = 1, \dots, K$, it holds that*

$$\frac{n_k d_k}{d_k^2 + 1} \left\{ 1 - \exp\left(-\frac{d_k^2 + 1}{d_k^2} \varphi^2\right) \right\} \lesssim \mathbb{E}(n_{\mathcal{I}_k}) \leq n_k,$$

where $\varphi = \min\{A, M\} < \infty$.

Proposition 3 explicitly states the dependence of the effective sample size $\mathbb{E}(n_{\mathcal{I}_k})$ on d_k . When $d_k = O(1)$, the expected contribution in terms of the sample size from source k is of the order n_k since in this case $\mathbb{E}(n_{\mathcal{I}_k}) \asymp n_k$. When d_k diverges as $n_k \rightarrow \infty$, the expected contribution from source k to the effective sample size has an order no less than n_k/d_k since $n_k/d_k \lesssim \mathbb{E}(n_{\mathcal{I}_k}) \leq n_k$. The expected contribution in these two cases can be summarized as $\mathbb{E}(n_{\mathcal{I}_k}) \gtrsim n_k / \max\{d_k, 1\}$. When the eigenvalues of $\boldsymbol{\Sigma}^{(k)}$ are upper bounded, we can equivalently write $\mathbb{E}(n_{\mathcal{I}_k}) \gtrsim n_k / \max\{\|\boldsymbol{\delta}^{(k)}\|, 1\}$.

Using the results in this proposition, we have the following corollary regarding the sample usage rate (SUR) defined as

$$\rho_{\mathcal{I}} := \frac{n_0 + \mathbb{E}(n_{\mathcal{I}})}{n_0 + \sum_{k=1}^K n_k},$$

the ratio between the effective sample size used by RIW-TL and the total sample size of all the data. The larger the sample usage rate is, the more observations in the source data are used in knowledge transfer.

Corollary 1. *Under the conditions of Proposition 3, the sample usage rate $\rho_{\mathcal{I}}$ is bounded as*

$$\frac{n_0 + \sum_{k=1}^K n_k/d_k}{n_0 + \sum_{k=1}^K n_k} \lesssim \rho_{\mathcal{I}} \lesssim 1.$$

Immediately we see that when d_k 's are of the order $O(1)$, the effective sample size of RIW-TL is of the same order as the total sample size in that $\rho_{\mathcal{I}} \asymp 1$.

Corollary 1 only provides some idea about the order of the effective sample size. In practice, it is often useful to know exactly how probable an observation in the source data gets transferred for the estimation of $\boldsymbol{\beta}^{(0)}$. Clearly, characterizing this probability for a general setup is impossible and hence we focus on simple simulation to illustrate the main point. Towards this, recall from Section 1.1 that Trans-Lasso retains observation in source k if $\|\boldsymbol{\delta}^{(k)}\|_1 \leq h$, while our RIW-TL retains those observations in this source if they belong to \mathcal{I}_k requiring in essence $|\eta_i^{(k)}| = |(\mathbf{x}_i^{(k)})^\top \boldsymbol{\delta}^{(k)}|$ to be small. Note $|\eta_i^{(k)}| \leq \|\boldsymbol{\delta}^{(k)}\|_1 \|\mathbf{x}_i^{(k)}\|_\infty$. Thus below we examine the dependence of the probability of an observation in the source data being used for the target problem on $\|\boldsymbol{\delta}^{(k)}\|_1$ and $\|\mathbf{x}_i^{(k)}\|_\infty$.

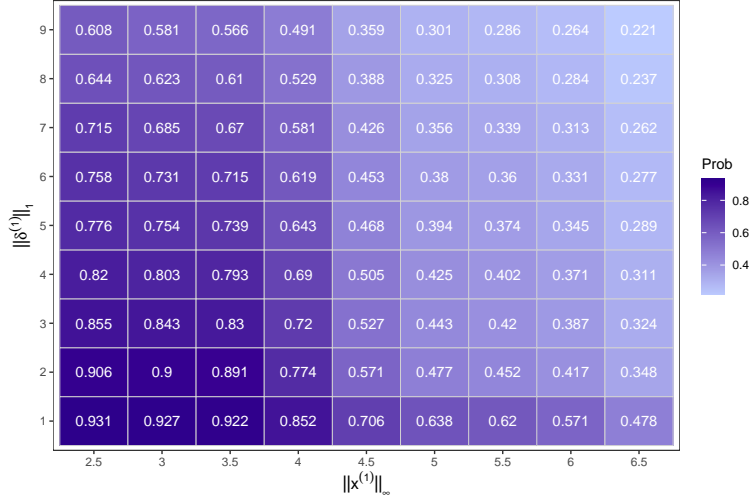


Figure 1: The probability an observation in the source data is included in RIW-TL.

In the simulation, we take the number of source data as $K = 1$. We generate $\mathbf{z}_i^{(0)}$ and $\mathbf{z}_i^{(1)}$ respectively from the linear models with $\epsilon_i^{(0)}$ and $\epsilon_i^{(1)}$ following *i.i.d.* standard normal distribution. The predictors are generated such that $\mathbf{x}_i^{(0)} \sim N(0, \Sigma)$ and $\mathbf{x}_i^{(1)} \sim (1/3)N(-4\mathbf{1}_p, \Sigma) + (1/3)N(\mathbf{0}_p, \Sigma) + (1/3)N(2\mathbf{1}_p, \Sigma)$ where $\Sigma = (\sigma_{ij})$ with $\sigma_{ij} = 0.5^{|i-j|}$. Here $\mathbf{1}_p$ is a p -dimensional vector of ones and $\mathbf{0}_p$ a vector of zeros. We set $\beta^{(0)} = (\mathbf{1}_5^\top, \mathbf{0}_{95}^\top)^\top$ and $\beta^{(1)} = (\mathbf{1}_5^\top, 0.2\mathbf{1}_l^\top, \mathbf{0}_{95-l}^\top)^\top$ with $l \in \{5, 45, 5\}$ such that $\|\delta^{(1)}\|_1 = 0.2l \in \{[1, 9], 1\}$, where $\{[a, b], c\}$ denotes the grid points from a to b with step length c . We split the range of $\|\mathbf{x}^{(1)}\|_\infty$ and $\|\delta^{(1)}\|_1$ into 9 disjoint intervals as can be seen in Figure 1. For the constraint set in (9), we set $A = 3/2$ and $M = 3$ such that $\mathcal{I}_1 = \{i \in [n_1] : |\epsilon_i^{(1)} + \eta_i^{(1)}| \leq 3/2, |\eta_i^{(1)}| \leq 3\}$. We generate 100 replicates to compute the frequencies of an observation belonging to \mathcal{I}_1 as a function of $\|\delta^{(1)}\|_1$ and $\|\mathbf{x}_i^{(1)}\|_\infty$, discretized on a two-dimensional grid as seen in Figure 1. These frequencies are estimates of the probabilities of an observation getting transferred. We can see that, given $\|\mathbf{x}_i^{(1)}\|_\infty$ (or $\|\delta^{(1)}\|_1$), the probability is a decreasing function of $\|\delta^{(1)}\|_1$ (or $\|\mathbf{x}_i^{(1)}\|_\infty$). For all the grids, this probability is never smaller than 0.2. The probability matrix in Figure 1 should be compared to that of Trans-Lasso where the probabilities is always one for the observations in source k if $\|\delta^{(k)}\|$ is small, and zero otherwise.

2.3 Properties of the oracle RIW-TL

For $k = 1, \dots, K$, let $\mathbf{X}^{(0)} = (\mathbf{x}_1^{(0)}, \dots, \mathbf{x}_{n_0}^{(0)})^\top \in \mathbb{R}^{n_0 \times p}$ and $\mathbf{X}^{(k)} = (\mathbf{x}_1^{(k)}, \dots, \mathbf{x}_{n_k}^{(k)})^\top \in \mathbb{R}^{n_k \times p}$ be the design matrices of the target data and source k data, respectively. We study the properties of the oracle estimator defined in (10) under the following conditions.

(C2) For $0 \leq k \leq K$, $\epsilon_i^{(k)}$'s are *i.i.d.* sub-Gaussian variables with mean zero; that is, there exists some constant $\kappa > 0$ such that $\max_{0 \leq k \leq K} \mathbb{E}[\exp(u\epsilon_i^{(k)})] \leq \exp(u^2\kappa^2/2)$ for all $u \in \mathbb{R}$. We denote $\text{var}(\epsilon_i^{(k)}) = (\sigma^{(k)})^2 < \infty$ for all $0 \leq k \leq K$.

(C3) Let $\mathcal{H}_0 = \text{supp}(\beta^{(0)})$ be the support set of β_0 . There exist some positive constants ϕ_1 and ϕ_2 such that

$$\inf_{\mathbf{v} \in \mathcal{E}(\mathcal{H}_0, 3)} \frac{\mathbf{v}^\top (\mathbf{X}^{(0)})^\top \mathbf{X}^{(0)} \mathbf{v}}{n_0 \|\mathbf{v}\|^2} \geq \phi_1^2 \quad \text{and} \quad \inf_{\mathbf{v} \in \mathcal{E}(\mathcal{H}_0, 3)} \frac{\mathbf{v}^\top \left[\sum_{k=1}^K (\mathbf{X}^{(k)})^\top \mathbf{I}_{\mathcal{I}_k} \mathbf{X}^{(k)} \right] \mathbf{v}}{n_{\mathcal{I}} \|\mathbf{v}\|^2} \geq \phi_2^2,$$

where $\mathcal{E}(\mathcal{H}_0, 3) = \{\mathbf{v} \in \mathbb{R}^p : \|\mathbf{v}_{\mathcal{H}_0^c}\|_1 \leq 3\|\mathbf{v}_{\mathcal{H}_0}\|_1\}$.

The sub-Gaussian condition on $\epsilon^{(k)}$ in (C2) is common in high-dimensional data analysis. Condition (C3) is a variant of the restricted eigenvalue (RE) condition commonly assumed in the literature (Bickel et al., 2009; Sun and Zhang, 2012). When $n_{\mathcal{I}}$ is large, (C3) is more likely to hold. Since the effective sample size $n_{\mathcal{I}_k}$ may be small for some sources, instead of imposing RE condition separately on $(\mathbf{X}^{(k)})^\top \mathbf{I}_{\mathcal{I}_k} \mathbf{X}^{(k)}$ for each k , we assume that RE condition holds on the aggregated design matrix $\sum_{k=1}^K (\mathbf{X}^{(k)})^\top \mathbf{I}_{\mathcal{I}_k} \mathbf{X}^{(k)}$. We have the following rate for the oracle RIW-TL estimator.

Theorem 1 (Convergence rate of oracle RIW-TL). *Assume that conditions (C1), (C2) and (C3) are satisfied and that \mathcal{I}_k and $\omega_i^{(k)}$ are all known. Let $\lambda \asymp \rho_{\mathcal{I}} \sqrt{\log p / (n_0 + \mathbb{E}(n_{\mathcal{I}}))}$ where $\rho_{\mathcal{I}}$ is the sample usage rate defined before Corollary 1. For the oracle estimator $\tilde{\boldsymbol{\beta}}_{ora}^{(0)}$ defined in (10), if $\min_{0 \leq k \leq K} n_k \rightarrow \infty$, it follows that*

$$\|\tilde{\boldsymbol{\beta}}_{ora}^{(0)} - \boldsymbol{\beta}^{(0)}\|^2 = O_p \left(\frac{s_0 \log p}{n_0 + \mathbb{E}(n_{\mathcal{I}})} \right). \quad (12)$$

Theorem 1 shows that the convergence rate of RIW-TL in squared ℓ_2 norm is inversely proportional to $n_0 + \mathbb{E}(n_{\mathcal{I}})$, rather than n_0 in the LASSO case. When $\mathbb{E}(n_{\mathcal{I}}) \gg n_0$, the convergence rate is much faster than LASSO. As we have argued in Proposition 3, $\mathbb{E}(n_{\mathcal{I}}) \gtrsim \sum_{k=1}^K n_k / \max\{d_k, 1\}$, where $d_k^2 = (\boldsymbol{\delta}^{(k)})^\top \boldsymbol{\Sigma}^{(k)} \boldsymbol{\delta}^{(k)}$. Thus if $d_k = O(1)$ uniformly over k , we can achieve a rate of the order $\|\hat{\boldsymbol{\beta}}^{(0)} - \boldsymbol{\beta}^{(0)}\|^2 = O_p \left(s_0 \log p / (n_0 + \sum_{k=1}^K n_k) \right)$ which basically makes full use of the K source data. On the other hand, when d_k diverges, $\mathbb{E}(n_{\mathcal{I}})$ is of the order $\sum_{k=1}^K (n_k / d_k)$, which can still be larger than n_0 , for example, when $n_k \gg n_0 d_k / K$ for all k . In this scenario, the oracle RIW-TL still enjoys a faster convergence rate than LASSO. We emphasize again that the convergence rate in the theorem depends on d_k which is allowed to diverge but does not require $\boldsymbol{\beta}^{(k)}, k = 1, \dots, K$, to be sparse.

Based on this theorem, we have compared the oracle RIW-TL and the oracle Trans-Lasso in Table 1 in a simple case when there is only one source data. Both methods have the same rate $s_0 \log p / (n_0 + n_1)$ when $\|\boldsymbol{\delta}^{(1)}\|_1 = O(s_0 \sqrt{\log p / (n_0 + n_1)})$. When the magnitude of $\boldsymbol{\delta}^{(1)}$ becomes larger but $\|\boldsymbol{\delta}^{(1)}\|_1 = o(s_0 \sqrt{\log p / n_0})$, the oracle Trans-Lasso estimator has a convergence rate faster than the LASSO but slower than $s_0 \log p / (n_1 + n_0)$ that is the rate of the oracle RIW-TL. As $\|\boldsymbol{\delta}^{(1)}\|_1 \gtrsim s_0 \sqrt{\log p / n_0}$, the convergence rate of oracle Trans-Lasso is at best the same as LASSO, while the oracle RIW-TL can still be better than LASSO if $d_1 = o(n_1)$.

Oblivious to covariate heterogeneity. We note that the theorem and the theory in the sequel applies where $\mathbf{x}^{(k)}$ follow different distributions for different k . In contrast, for example in Li et al. (2021b), it is required that the degree of heterogeneity in the design matrices of the sources is small or moderate. A similar assumption is made in Tian and Feng (2022) for transfer learning in generalized linear model, among others. One fundamental reason RIW-TL is design-oblivious is that it operates on importance weights dependent only on the conditional distribution of y given \mathbf{x} .

3 RIW-TL in Practice

We have discussed the properties of the oracle RIW-TL which relies on knowing \mathcal{I}_k in sample selection and the weights $\omega_i^{(k)}$ for selected observations. In practice, they are seldom provided. This section provides a data-driven approach to estimate these two sets of unknown quantities.

Recall the definition \mathcal{I}_k in (9) involving constraints on $\eta_i^{(k)} + \epsilon_i^{(k)}$ and $\eta_i^{(k)}$. Since $y_i^{(k)} - (\mathbf{x}_i^{(k)})^\top \boldsymbol{\beta}^{(0)} = \eta_i^{(k)} + \epsilon_i^{(k)}$, we can estimate the latter as $y_i^{(k)} - (\mathbf{x}_i^{(k)})^\top \boldsymbol{\beta}^{(0)}$ by plugging in a preliminary estimate of $\boldsymbol{\beta}^{(0)}$. For $\eta_i^{(k)} = (\mathbf{x}_i^{(k)})^\top (\boldsymbol{\beta}^{(k)} - \boldsymbol{\beta}^{(0)})$, we can plug in this preliminary estimate of $\boldsymbol{\beta}^{(0)}$ and a preliminary estimate of $\boldsymbol{\beta}^{(k)}$. For the weight in (8), we replace $\epsilon_i^{(k)}$ by the residual $y_i^{(k)} - (\mathbf{x}_i^{(k)})^\top \boldsymbol{\beta}^{(k)}$ in which $\boldsymbol{\beta}^{(k)}$ is replaced by its preliminary estimator. Then for the denominator, if $f_{\epsilon^{(k)}}$ is from a Gaussian

distribution, we just need to estimate the variance for it to be fully specified, which is relatively easy but will be prone to the misspecification of the distribution. Therefore in this section, we tackle the more challenging, and perhaps more interesting case, where $f_{\epsilon^{(k)}}$ is fully nonparametric. As it is a one-dimensional density, we can estimate $f_{\epsilon^{(k)}}$ via any density estimator for which the literature is vast. For the numerator f_{ϵ} , we take $f_{\epsilon}(t) = [f_{\epsilon^{(k)}}(t) + f_{\epsilon^{(k)}}(-t)]/2$ and thus f_{ϵ} is source dependent. In this paper, we use kernel density estimation for estimating $f_{\epsilon^{(k)}}$ and SCAD for obtaining preliminary estimates of $\beta^{(0)}$ and $\beta^{(k)}$.

It turns out, however, that plugging these estimates directly into (10) for estimating $\beta^{(0)}$ incurs non-ignorable bias. In high-dimensional linear regression, a similar phenomenon was pointed out by Fan et al. (2012) that using a plugging-in estimator to estimate the variance of the errors will underestimate. As a remedy, they proposed refitting which motivated our cross-fitting procedure below. Before presenting the detailed algorithm, we provide a schematic summary of our algorithm in Figure 2. Splitting each source into three subsets, in Step 1 we obtain preliminary estimates of $\beta^{(k)}$ on the first subset. This allows us to obtain kernel density estimate of the residuals based on the data in the second subset as in Step 2, and subsequently construct the sample selection sets and obtain the weights for the data in the third subset, as in Step 3. In Step 4, we obtain one RIW-TL estimate and this process is averaged over three permutations of the three subsets as in Step 5.

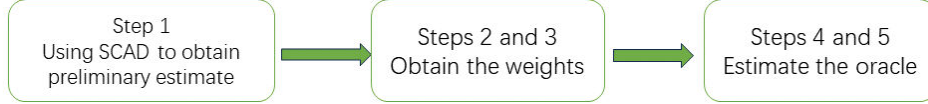


Figure 2: The diagram of the estimation procedure.

Formally, we randomly split $[n_k]$, the index set of the observations in the k th source, into three (roughly) equally-sized subsets. We denote these subsets as \mathcal{D}_{kj} , $j = 1, 2, 3$. The algorithm is formally presented as follows.

Cross-fitting Algorithm for RIW-TL with Kernel Density Estimation

Step 1: Estimate $\beta^{(k)}$ as $\tilde{\beta}^{(k)}$ using observations with indices in \mathcal{D}_{k1} by SCAD for $k = 0, \dots, K$.

Step 2: Employ kernel density estimation on the residuals in \mathcal{D}_{k2} to estimate $f_{\epsilon^{(k)}}$. For any t , $f_{\epsilon^{(k)}}(t)$ is estimated as

$$\hat{f}_{\epsilon^{(k)}}(t) = \frac{1}{|\mathcal{D}_{k2}|b_k} \sum_{i \in \mathcal{D}_{k2}} K\left(\frac{|t - \hat{\epsilon}_i^{(k)}|}{b_k}\right),$$

where $K(\cdot)$ is the kernel function with bandwidth b_k for source k and $\hat{\epsilon}_i^{(k)} = y_i^{(k)} - (\mathbf{x}_i^{(k)})^\top \tilde{\beta}^{(k)}$ for $i \in \mathcal{D}_{k2}$.

Step 3: Estimate the weights $\omega_i^{(k)}$ for $i \in \mathcal{D}_{k3}$ as

$$\hat{\omega}_i^{(k)} = \frac{\hat{f}_{\epsilon} \left(y_i^{(k)} - (\mathbf{x}_i^{(k)})^\top \tilde{\beta}^{(0)} \right)}{\hat{f}_{\epsilon^{(k)}} \left(y_i^{(k)} - (\mathbf{x}_i^{(k)})^\top \tilde{\beta}^{(k)} \right)}, \quad (13)$$

where $\hat{f}_{\epsilon}(t) = [\hat{f}_{\epsilon^{(k)}}(t) + \hat{f}_{\epsilon^{(k)}}(-t)]/2$ is the estimator of $f_{\epsilon}(t)$. The estimated subset for \mathcal{D}_{k3} is denoted as

$$\hat{\mathcal{I}}_{k3} = \{i \in \mathcal{D}_{k3} : |y_i^{(k)} - (\mathbf{x}_i^{(k)})^\top \tilde{\beta}^{(0)}| \leq A, |\hat{\eta}_i^{(k)}| \leq M\},$$

where $\hat{\eta}_i^{(k)} = (\mathbf{x}_i^{(k)})^\top (\tilde{\beta}^{(k)} - \tilde{\beta}^{(0)})$ for $i \in \mathcal{D}_{k3}$.

Step 4: With the notations $\hat{\mathcal{I}}_{03} = \mathcal{D}_{03}$ and $\omega_i^{(0)} = 1$ for $i \in \hat{\mathcal{I}}_{03}$. The final estimator $\hat{\beta}_1^{(0)}$ can be obtained as

$$\hat{\beta}_1^{(0)} = \operatorname{argmin}_{\beta \in \mathbb{R}^p} \frac{1}{|\mathcal{D}_{03}| + \sum_{k=1}^K |\mathcal{D}_{k3}|} \left\{ \sum_{k=0}^K \sum_{i \in \mathcal{D}_{k3}} \mathbb{I}\{i \in \hat{\mathcal{I}}_{k3}\} \hat{\omega}_i^{(k)} \left(y_i^{(k)} - (\mathbf{x}_i^{(k)})^\top \beta \right)^2 \right\} + \lambda \|\beta\|_1. \quad (14)$$

Step 5: Change the order of \mathcal{D}_{k1} , \mathcal{D}_{k2} and \mathcal{D}_{k3} as in the steps above. Denote the estimator by replacing $(\mathcal{D}_{k1}, \mathcal{D}_{k2}, \mathcal{D}_{k3})$ with $(\mathcal{D}_{k2}, \mathcal{D}_{k3}, \mathcal{D}_{k1})$ as $\hat{\beta}_2^{(0)}$, and the estimator by replacing $(\mathcal{D}_{k1}, \mathcal{D}_{k2}, \mathcal{D}_{k3})$ with $(\mathcal{D}_{k3}, \mathcal{D}_{k1}, \mathcal{D}_{k2})$ as $\hat{\beta}_3^{(0)}$. The final estimator based on this cross-fitting scheme is taken as

$$\hat{\beta}^{(0)} = (\hat{\beta}_1^{(0)} + \hat{\beta}_2^{(0)} + \hat{\beta}_3^{(0)})/3. \quad (15)$$

For b_k , the bandwidth parameter, and A and M , the two factors in the constraint defining \mathcal{I}_k , we choose them via J -fold cross validation that picks their optimal combination to minimize the prediction error of the response on the hold-out set. Of course this would involve choosing $J+2$ parameters on a grid which is computationally intensive. As a compromise, we set b_k to be the same as long as the smoothness of $f_{\epsilon^{(k)}}$ are roughly the same, and $M = 2A$ in our implementation.

3.1 Properties of RIW-TL

To study the properties of RIW-TL obtained via cross fitting, for each $j = 1, 2, 3$, we need to study those of the selected sample sets $\hat{\mathcal{I}}_{kj}$ which are seen to estimate

$$\mathcal{I}_{kj} = \{i \in \mathcal{D}_{kj} : |y_i^{(k)} - (\mathbf{x}_i^{(k)})^\top \beta^{(0)}| \leq A, |\eta_i^{(k)}| \leq M\},$$

and the properties of the estimators of the corresponding weights in Step 3. Our strategy to establish the properties of $\hat{\mathcal{I}}_{kj}$ is to bound this set in a suitable way. Towards this, we define

$$\mathcal{I}_{kj}^- = \{i \in \mathcal{D}_{kj} : |\epsilon_i^{(k)} + \eta_i^{(k)}| \leq A - \alpha_n, |\eta_i^{(k)}| \leq M - \alpha_n\},$$

$$\mathcal{I}_{kj}^+ = \{i \in \mathcal{D}_{kj} : |\epsilon_i^{(k)} + \eta_i^{(k)}| \leq A + \alpha_n, |\eta_i^{(k)}| \leq M + \alpha_n\},$$

that serve as “lower bound” and “upper bound”, respectively. The parameter α_n in the two sets is taken as

$$\alpha_n = 2 \max_{1 \leq k \leq K} \psi_k \max_{0 \leq k \leq K} \|\tilde{\beta}^{(k)} - \beta^{(k)}\|_1 \quad \text{with} \quad \psi_k = \max_{i \in \mathcal{D}_k} \|\mathbf{x}_i^{(k)}\|_\infty, \quad (16)$$

which, as will be discussed later, has an order $\alpha_n = o_p(1)$ under mild conditions. Note that in our algorithm, $\tilde{\beta}^{(k)}$ is constructed based on the data with indices outside \mathcal{D}_{kj} for all k . Hence given $\mathbf{x}_i^{(k)}$'s, α_n can be viewed as a constant when $\hat{\mathcal{I}}_{kj}$ is under consideration. Denote $\mathcal{I}_k^- = \cup_{j=1}^3 \mathcal{I}_{kj}^-$ and $n_{\mathcal{I}_k^-} = \sum_{j=1}^3 n_{\mathcal{I}_{kj}^-}$ with $n_{\mathcal{I}_{kj}^-} = |\mathcal{I}_{kj}^-|$, and define $(\mathcal{I}_k^+, n_{\mathcal{I}_k^+}, n_{\mathcal{I}_{kj}^+})$ likewise. To establish the properties of RIW-TL estimator, we assume the following conditions.

- (C3') For each $j = 1, 2, 3$, the RE condition (C3) holds with \mathcal{I}_k replaced by \mathcal{I}_{kj}^- for all k , and $n_{\mathcal{I}}$ replaced by $\sum_{k=1}^K n_{\mathcal{I}_{kj}^-}$.
- (C4) For $k = 0, 1, \dots, K$, the initial estimator $\tilde{\beta}^{(k)}$ of $\beta^{(k)}$ is consistent in the sense that the ℓ_1 rate of convergence satisfies $\|\tilde{\beta}^{(k)} - \beta^{(k)}\|_1 = O_p(\gamma_k)$ where $\gamma_k = o(1)$.
- (C5) The kernel $K(\cdot)$ is symmetric about zero and has bounded continuous derivative of the first order. The bandwidths b_k satisfy $b_k = o(1)$ and $b_k^2 \gg \psi_k \gamma_k$ for $k = 1, \dots, K$.

(C6) The maximum element of $\Sigma^{(k)}$ satisfies $\max_{1 \leq i, j \leq p} \sigma_{ij}^{(k)} \leq C < \infty$ uniformly over $k = 0, \dots, K$.

As shown in the following Proposition 4, we have $\mathcal{I}_{kj}^- \subseteq \hat{\mathcal{I}}_{kj}$ in probability tending to 1. Condition (C3') ensures that the RE condition can be applied on the subset \mathcal{I}_{kj}^- . In Condition (C4), $\beta^{(k)}$ can be exactly or approximately sparse. When $\beta^{(k)}$ is exactly sparse with $s_k = |\text{supp}(\beta^{(k)})|$ and $\tilde{\beta}^{(k)}$ is the LASSO or SCAD estimator, we have $\gamma_k = s_k \sqrt{\log p/n_k}$, and when $\tilde{\beta}^{(k)}$ is the debiased LASSO estimator (Zhang and Zhang, 2014), one has $\gamma_k = s_k \sqrt{1/n_k}$. For the order of α_n , note that $\psi_k = O_p(\sqrt{\log(n_k p)})$ when $\mathbf{x}_i^{(k)} \sim N_p(\mathbf{0}, \Sigma^{(k)})$. Consequently it holds that

$$\alpha_n \lesssim \max_{0 \leq k \leq K} \gamma_k \max_{1 \leq k \leq K} \sqrt{\log(n_k p)} \quad (17)$$

in probability. Combining with the order of γ_k , one can see that the condition $\alpha_n = o_p(1)$ is mild.

In (C5), the quantity $\psi_k \gamma_k$ is from $|\hat{\epsilon}_i^{(k)} - \epsilon_i^{(k)}|$, which depends on the error of the estimator $\tilde{\beta}^{(k)}$. Suppose that $\psi_k \gamma_k \sim n_k^{-c_1}$. When $2/5 < c_1 \leq 1/2$, the commonly used optimal bandwidth $b_k \asymp n_k^{-\frac{1}{5}}$ can be adopted; when $0 < c_1 \leq 2/5$, under-smoothing is required. In other words, if $\tilde{\beta}^{(k)}$ is a good estimator, the commonly used optimal bandwidth is still applicable; otherwise under-smoothing is necessary. We first characterize $\hat{\mathcal{I}}_{kj}$ as an estimator of \mathcal{I}_{kj} .

Proposition 4. *Under conditions (C1) and (C4), for $k = 1, \dots, K$ and $j = 1, 2, 3$, we have the following conclusions: (i) $\mathcal{I}_{kj}^- \subseteq \hat{\mathcal{I}}_{kj} \subseteq \mathcal{I}_{kj}^+$; (ii) $\mathbb{E}(n_{\mathcal{I}_{kj}^-}) \asymp \mathbb{E}(n_{\mathcal{I}_{kj}^+})$ and $n_{\mathcal{I}_k} \asymp \mathbb{E}(n_{\mathcal{I}_k}) \asymp \mathbb{E}(n_{\hat{\mathcal{I}}_{kj}}) \asymp \mathbb{E}(n_{\mathcal{I}_{kj}^-})$ with probability tending to 1.*

Proposition 4 implies that $\mathbb{E}(n_{\hat{\mathcal{I}}_{kj}})$ has the same order as $\mathbb{E}(n_{\mathcal{I}_k})$, which enables us to obtain the explicit convergence rate in Theorem 2.

Lemma 1. *Suppose that conditions (C1), (C4) and (C5) are satisfied. For $j = 1, 2, 3$, as $\min_{0 \leq k \leq K} n_k \rightarrow \infty$, it holds that*

$$\max_{1 \leq k \leq K} \max_{i \in \hat{\mathcal{I}}_{kj}} |\hat{\omega}_i^{(k)} / \omega_i^{(k)} - 1| = O_p(\alpha_n + q_n),$$

where α_n is defined in (16) and $q_n = u_n + v_n$ with $u_n = \max_{1 \leq k \leq K} (\psi_k \gamma_k / b_k^2) = o(1)$, and $v_n = \max_{1 \leq k \leq K} \{b_k^2 + (\log n_k / (n_k b_k))^{1/2}\} = o(1)$ which is the error in kernel density estimation.

Lemma 1 shows that the estimated weights converge to the true weights for all $i \in \hat{\mathcal{I}}_{kj}$.

Remark 2. *There is a subtle issue associated with the bias for the estimated subsets $\hat{\mathcal{I}}_{kj}$'s. For the true subset \mathcal{I}_k in (9), recall that the bias $\text{Bias}(f_\epsilon, \mathcal{I}_k)$ can be eliminated when f_ϵ is symmetric. However, for the estimated subset $\hat{\mathcal{I}}_{kj}$, the bias $\text{Bias}(f_\epsilon, \hat{\mathcal{I}}_{kj})$ is no longer zero due to estimation errors. This bias is small nevertheless. To see this, take the subset $\hat{\mathcal{I}}_{k3}$ as an example for illustration. When f_ϵ is a symmetric function, the bias becomes*

$$\text{Bias}(f_\epsilon, \hat{\mathcal{I}}_{k3}) = \int_{i \in \hat{\mathcal{I}}_{k3}} (\epsilon_i^{(k)} + \eta_i^{(k)}) f_\epsilon(\epsilon_i^{(k)} + \eta_i^{(k)}) d\epsilon_i^{(k)} = \int_{A-r_i^{(k)0}}^{A+r_i^{(k)0}} t f_\epsilon(t) dt \approx 2A f_\epsilon(A) r_i^{(k)0},$$

where $r_i^{(k)0} = (\mathbf{x}_i^{(k)})^\top (\tilde{\beta}^{(0)} - \beta^{(0)})$. One can see that this bias depends on $r_i^{(k)0}$, implying that the estimated error from $\tilde{\beta}^{(0)}$ will appear in the final convergence rate. But the constant $A f_\epsilon(A)$ can be small (i.e. equivalently when A is large). Particularly, when f_ϵ is the density of the standard normal distribution, we see that $A f_\epsilon(A) r_i^{(k)0} \asymp A \exp(-A^2/2) r_i^{(k)0}$, which is small for large A .

Combining Lemma 1 and the consistency of $\hat{\mathcal{I}}_{kj}$ in Proposition 4, the convergence of the RIW-TL estimator can be proved. Let $\hat{\mathcal{I}} = \cup_{k=1}^K \hat{\mathcal{I}}_k$ and define $\mu_{\max} = \sum_{k=1}^K \sum_{i \in \mathcal{D}_k} \|\mathbf{x}_i^{(k)}\|_\infty / \sum_{k=1}^K n_k$, which is

the empirical version of $\sum_{k=1}^K \pi_k \mathbb{E}(\|\mathbf{x}^{(k)}\|_\infty)$ with $\pi_k = n_k / \sum_{k=1}^K n_k$. Note that when $\mathbf{x}_i^{(k)}$ is Gaussian, we have $\mu_{\max} = O_p(\sqrt{\log p})$. When the predictors are bounded in ℓ_∞ norm, we have $\mu_{\max} = O(1)$. Bounded predictors are commonly seen in image data (Shorten and Khoshgoftaar, 2019) and gene expression data (Viñals et al., 2022), among many others. Theorem 2 below establishes the convergence rate of the RIW-TL estimator computed by the cross fitting algorithm.

Theorem 2 (Convergence rate of RIW-TL). *Suppose that conditions (C1)-(C6) are satisfied. Let $\lambda = 2(\lambda_n^{(1)} + \lambda_n^{(2)})$ with*

$$\lambda_n^{(1)} = C_1 \rho_{\mathcal{I}} \sqrt{\log p / (n_0 + \mathbb{E}(n_{\mathcal{I}}))}, \quad \lambda_n^{(2)} = C_2 [\mu_{\max}(q_n + \alpha_n) + C_{f_\epsilon, A} \gamma_0],$$

where $\rho_{\mathcal{I}}$ is the sample usage rate discussed in Corollary 1 and $C_{f_\epsilon, A} = \max_{a \in [A - \theta_0, A + \theta_0]} a f_\epsilon(a)$ for some θ_0 sufficiently small. As $\min_{0 \leq k \leq K} n_k \rightarrow \infty$, it follows that

$$\|\hat{\boldsymbol{\beta}}^{(0)} - \boldsymbol{\beta}^{(0)}\|_2^2 = O_p \left\{ \frac{s_0 \log p}{n_0 + \mathbb{E}(n_{\mathcal{I}})} + \rho_{\mathcal{I}}^{-2} s_0 [\mu_{\max}(q_n + \alpha_n) + C_{f_\epsilon, A} \gamma_0]^2 \right\}, \quad (18)$$

where α_n is defined in (16), q_n is defined in Lemma 1, and γ_0 is the convergence rate of the initial estimator $\tilde{\boldsymbol{\beta}}^{(0)}$.

The rate in this theorem involves two terms. The first term is the same as the rate of the oracle RIW-TL in Theorem 1. The second term involves the estimation errors from estimating the weights $\omega_i^{(k)}$ and selecting the sample \mathcal{I}_{kj} . Specifically, $q_n + \alpha_n$ comes from the error of the weights estimator as in Lemma 1 and γ_0 comes from that of $\hat{\mathcal{I}}_{kj}$. It is worth pointing out that the distances between the target and sources in terms of d_k affect only the quantities $\rho_{\mathcal{I}}$ and $\mathbb{E}(n_{\mathcal{I}})$. Particularly, when $d_k = O(1)$ for all $k \geq 1$, it holds that $\mathbb{E}(n_{\mathcal{I}}) \asymp \sum_{k=1}^K n_k$ and $\rho_{\mathcal{I}} \asymp 1$. To obtain a more explicit expression of the second term on the right hand side of (18), we consider the special cases in the following Corollary 2. Recall that γ_k is the rate of $\|\tilde{\boldsymbol{\beta}}^{(k)} - \boldsymbol{\beta}^{(k)}\|_1$ for $k = 0, \dots, K$.

Corollary 2. *Assume that the conditions in Theorem 2 and (i) the conditions in Corollary 1 hold with all the eigenvalues of $\boldsymbol{\Sigma}^{(k)}$ bounded away from 0 and ∞ ; (ii) the sample sizes of sources are much larger than the target such that $\max_{1 \leq k \leq K} \gamma_k = o(\gamma_0)$; (iii) $s_0 \asymp 1$; and (iv) $\|\boldsymbol{\delta}^{(k)}\| = O(1)$ for all $k \geq 1$. Then we have*

$$\|\hat{\boldsymbol{\beta}}^{(0)} - \boldsymbol{\beta}^{(0)}\|_2^2 = O_p \left\{ \frac{s_0 \log p}{n_0 + \sum_{k=1}^K n_k} + \gamma_0^2 \log(p) \log(n_1 p) \right\}.$$

In Theorem 2 and Corollary 2, we allow $\|\boldsymbol{\delta}^{(k)}\| \not\rightarrow 0$ for all $k \geq 1$ thus allowing the target and the sources to be not close. The price paid, however, is that the rate obtained is conservative, due to some technical reasons, in the sense that the error rate seems no better than γ_0^2 . Nevertheless, our numerical experience suggests that RIW-TL performs better than LASSO, which makes sense since in the bound, the constant $C_{f_\epsilon, A}$ can be small when A is large. Theoretically, to obtain a rate better than that of LASSO, we may use Trans-Lasso as initial estimators. In the next section, we investigate an alternative version of RIW-TL when f_ϵ is taken as the density function of a uniform distribution. In this case, an average distance between the sources and the target rather than γ_0 appears in the error rate. As we will see, this choice of f_ϵ is well suited for the relative easy transfer learning scenario where most of the sources are informative.

Difference between Trans-Lasso and RIW-TL. To appreciate the results in Theorem 2 and Corollary 2 further, it is instructive to make a comparison with the results in Li et al. (2021b). For the latter, to estimate the oracle Trans-Lasso, an aggregation procedure called Trans-Lasso is proposed to combine a collection of candidate estimators, each of which is based on an estimate of the informative

source set \mathcal{J} as defined in Section 1.1. In particular, Li et al. (2021b) showed that Trans-Lasso achieves the following convergence rate

$$\text{Trans-Lasso Rate: } \frac{s_0 \log p}{n_0 + n_{\mathcal{J}}} + h \sqrt{\frac{\log p}{n_0}} \wedge h^2 + \frac{\log K}{n_0},$$

where h satisfies $h \geq \max_{k \in \mathcal{J}} \|\delta^{(k)}\|_1$. When $n_{\mathcal{J}} \gg n_0$, the Trans-Lasso rate is determined by $h \sqrt{\log p/n_0}$ if $h \gtrsim \sqrt{\log p/n_0}$, and $h^2 + \log K/n_0$ otherwise. Under the settings in Corollary 2 when $\tilde{\beta}_0$ is the LASSO estimator, γ_0^2 has the order $s_0^2 \log p/n_0$. Thus, if $h \sqrt{\log p/n_0} \geq \gamma_0^2 \log(p) \log(n_1 p)$ (equivalently $h \gtrsim n_0^{-1/2} s_0^2 (\log p)^{3/2} (\log n_1 p)$), RIW-TL is better than Trans-Lasso, demonstrating the advantage of RIW-TL when the distances between sources and the target is moderate or large. However, when h is small, the error rate of Trans-Lasso can be smaller than that of RIW-TL.

In view of the above comparison, we consider a special case where both n_0 and h are small (e.g. $h \lesssim \sqrt{\log p/n_0}$). From the discussion above, Trans-Lasso has rate $h^2 + n_0^{-1} \log K$, which is equivalent to n_0^{-1} up to some logarithmic terms; the same is true for RIW-TL. These results hold even if $n_k (k \geq 1)$ are very large. This may be a limitation for transfer learning in small target data, because increasing the number of auxiliary samples will not improve the convergence rate, even when sources are close to the target. Hence both methods are conservative in this setting, substantially inferior to their oracle versions respectively that have a rate inversely proportional to $n_0 + \sum_{k=1}^K n_k$ in the best case scenario. In the following section, we design a variant of RIW-TL by taking f_{ϵ} as the density of a uniform distribution and show that it achieves the same convergence rate as the oracle under this particular setting.

4 An Alternative RIW-TL

In this section, we develop an alternative version of RIW-TL, which will be referred to as RIW-TL-U, by taking ϵ from a uniform distribution; that is, $\epsilon \sim U[-T, T]$ such that $f_{\epsilon}(t) = (2T)^{-1} \mathbf{I}(|t| \leq T)$, where T is a tuning parameter. The denominator is still estimated via kernel density estimation. Similar to what we have provided on RIW-TL, we discuss the rate of the oracle RIW-TL-U assuming known weights and sample selection sets, before proceeding to discuss the rate of RIW-TL-U when they are estimated.

Before delving into technical details, we quickly summarize our findings. It turns out that the convergence rate of RIW-TL-U is independent of the convergence rate of $\tilde{\beta}^{(0)}$ as long as $\tilde{\beta}^{(0)}$ is consistent. The reason for this is that for the numerator in (8), we only need a consistent estimator of the endpoints, thus relaxing the dependence on n_0 . The price to pay is that a term on the average bias appears in the convergence rate, which fortunately can be small when $\delta^{(k)}$'s are small on average. Under this setting we show that RIW-TL can achieve the rate of its oracle version.

The development of this section largely follows the last two sections. Since we use a different distribution for f_{ϵ} , we will introduce a new set of notations to be consistent with this choice. First we write the weight associated with the data $\mathbf{z}_i^{(k)}$ as

$$\omega_{i,T}^{(k)} = \frac{f_{\epsilon}(\epsilon_i^{(k)} + \eta_i^{(k)})}{f_{\epsilon^{(k)}}(\epsilon_i^{(k)})} = \frac{1}{2T f_{\epsilon^{(k)}}(\epsilon_i^{(k)})} \mathbf{I}(|\epsilon_i^{(k)} + \eta_i^{(k)}| \leq T), \quad (19)$$

while for sample selection, we look at the observations in the following subset

$$\mathcal{I}'_k = \{i \in \mathcal{D}_k : |\epsilon_i^{(k)}| \leq A, |\eta_i^{(k)}| \leq M\}, \quad k = 1, \dots, K, \quad (20)$$

where A and M are parameters satisfying $A + M \leq T$. Define $n_{\mathcal{I}'_k} = |\mathcal{I}'_k|$ and $n_{\mathcal{I}'} = \sum_{k=1}^K n_{\mathcal{I}'_k}$. First we have the following result regarding the sample usage rate.

Proposition 5. *If $\epsilon_i^{(k)}$ is distributed as $N(0, 1)$ and $\mathbf{x}_i^{(k)}$ follows $N(\mathbf{0}, \Sigma^{(k)})$ for $k = 1, \dots, K$, it holds that $\mathbb{E}(n_{\mathcal{I}'_k}) \gtrsim n_k / \max\{d_k, 1\}$ for $k = 1, \dots, K$. Furthermore, the conclusions of Corollary 1 holds for the sample usage rate defined as $\rho_{\mathcal{I}'} = (n_0 + \mathbb{E}(n_{\mathcal{I}'})) / (n_0 + \sum_{k=1}^K n_k)$.*

Similar to $\tilde{\beta}_{ora}^{(0)}$, we define the oracle RIW-TL-U estimator $\tilde{\beta}_{T,ora}^{(0)}$ by replacing $(\mathcal{I}_k, \omega_i^{(k)})$ with $(\mathcal{I}'_k, \omega_{i,T}^{(k)})$ in (10), of which the convergence rate is presented in the following theorem. Define $h_{ave} = \sum_{k=1}^K \pi_k \|\beta^{(k)} - \beta^{(0)}\|_1$ with $\pi_k = n_k / \sum_{j=1}^K n_j$, which measures the average distance between the target and sources.

Theorem 3. *Assume that conditions (C2) and (C3) hold. For $k = 1, \dots, K$, suppose that \mathcal{I}'_k are observed and the weights $\omega_{i,T}^{(k)}$ are known for all $i \in \mathcal{I}'_k$. Let $\lambda = 2(\lambda_n^{(1)} + \lambda_n^{(2)})$ with*

$$\lambda_n^{(1)} = C_1 \rho_{\mathcal{I}'} \sqrt{\log p / (n_0 + \mathbb{E}(n_{\mathcal{I}'}))}, \quad \lambda_n^{(2)} = C_2 C_{A,T} h_{ave},$$

for some constants $C_1, C_2 > 0$, where $C_{A,T} = A/T < 1$. As $\min_{0 \leq k \leq K} n_k \rightarrow \infty$, it follows that

$$\|\tilde{\beta}_{T,ora}^{(0)} - \beta^{(0)}\|^2 = O_p \left\{ \frac{s_0 \log p}{n_0 + \mathbb{E}(n_{\mathcal{I}'})} + \rho_{\mathcal{I}'}^{-2} s_0 h_{ave}^2 \right\}. \quad (21)$$

Under the conditions of Proposition 5 and Corollary 1, it holds that $\rho_{\mathcal{I}'}^{-1} \asymp 1$, when d_k 's are of order $O(1)$. Compared with the results of oracle RIW-TL in Theorem 1, the oracle RIW-TL-U $\tilde{\beta}_{T,ora}^{(0)}$ in Theorem 3 has an additional term that depends on h_{ave} . When $h_{ave} \lesssim \sqrt{\log p / (n_0 + \mathbb{E}(n_{\mathcal{I}'})}$, the oracle RIW-TL-U is of the same order as that of the oracle RIW-TL; otherwise it is inferior to oracle RIW-TL.

When weights are unknown and \mathcal{I}'_k 's are unobserved, similar to Section 3, we modify the cross-fitting procedure therein by estimating the weights as

$$\hat{\omega}_{i,T}^{(k)} = \frac{1}{2T \hat{f}_{\epsilon^{(k)}}(\hat{\epsilon}_i^{(k)})} \mathbb{I}(|\hat{\epsilon}_i^{(k)} + \hat{\eta}_i^{(k)}| \leq T), \quad i \in \mathcal{D}_{k3}.$$

The estimated sample selection sets are denoted as

$$\hat{\mathcal{I}}'_{k3} = \{i \in \mathcal{D}_{k3} : |\hat{\epsilon}_i^{(k)}| \leq A, |\hat{\eta}_i^{(k)}| \leq M\},$$

where $\hat{\epsilon}_i^{(k)} = y_i^{(k)} - (\mathbf{x}_i^{(k)})^\top \tilde{\beta}^{(k)}$ and A, M are parameters such that $A + M - 2\theta_0 \leq T$ with a sufficient small constant $\theta_0 > 0$. The requirement $A + M - 2\theta_0 \leq T$ is to guarantee that both the weights $\omega_{i,T}^{(k)}$ and its estimators $\hat{\omega}_{i,T}^{(k)}$ are nonzero for all $i \in \hat{\mathcal{I}}'_{k3}$ in probability tending to 1.

Similar to the definition of $\hat{\beta}_1^{(0)}$ in (14), we define the estimator $\hat{\beta}_{T,1}^{(0)}$ by replacing $(\hat{\mathcal{I}}_{k3}, \hat{\omega}_i^{(k)})$ with $(\hat{\mathcal{I}}'_{k3}, \omega_{i,T}^{(k)})$. In the same manner, we can obtain the estimators $\hat{\beta}_{T,2}^{(0)}$ and $\hat{\beta}_{T,3}^{(0)}$. Finally, the RIW-TL-U estimator is defined as $\hat{\beta}_T^{(0)} = (\hat{\beta}_{T,1}^{(0)} + \hat{\beta}_{T,2}^{(0)} + \hat{\beta}_{T,3}^{(0)})/3$ and the convergence rate of $\hat{\beta}_T^{(0)}$ is established in the following.

Lemma 2. *Under the conditions (C4) and (C5), as $\min_{1 \leq k \leq K} n_k \rightarrow \infty$, it holds that $\max_{1 \leq k \leq K} \max_{i \in \hat{\mathcal{I}}'_{kj}} |\hat{\omega}_{i,T}^{(k)} / \omega_{i,T}^{(k)} - 1| = O_p(q_n)$, where q_n is defined in Lemma 1.*

Lemma 2 shows the convergence rate of $\hat{\omega}_{i,T}^{(k)}$ for all $i \in \hat{\mathcal{I}}'_{kj}$. Compared with Lemma 1, this convergence rate does not involve γ_0 , the ℓ_1 convergence rate of $\tilde{\beta}^{(0)}$, which helps to improve the convergence rate of RIW-TL-U estimator in Theorem 4.

Theorem 4. Suppose that conditions (C2)-(C6) are satisfied. Let $\lambda = 2(\lambda_n^{(1)} + \lambda_n^{(2)})$ with

$$\lambda_n^{(1)} = C_1 \rho_{\mathcal{I}'} \sqrt{\log p / (n_0 + \mathbb{E}(n_{\mathcal{I}'}))}, \quad \lambda_n^{(2)} = C_2 [\mu_{\max} q_n + C_{A,T} (\gamma_{\max} + h_{\text{ave}})],$$

where $C_1, C_2 > 0$ are some constants, and $\gamma_{\max} = \max_{1 \leq k \leq K} \gamma_k$ with γ_k the convergence rate of $\tilde{\boldsymbol{\beta}}^{(k)}$. As $\min_{0 \leq k \leq K} n_k \rightarrow \infty$, it follows that

$$\|\hat{\boldsymbol{\beta}}_{\mathcal{I}'}^{(0)} - \boldsymbol{\beta}^{(0)}\|_2^2 = O_p \left\{ \frac{s_0 \log p}{n_0 + \mathbb{E}(n_{\mathcal{I}'})} + \rho_{\mathcal{I}'}^{-2} s_0 (\mu_{\max} q_n + \gamma_{\max} + h_{\text{ave}})^2 \right\}.$$

Theorem 4 establishes the convergence rate of RIW-TL-U estimator. Similar to the discussion after Theorem 3, we have $\rho_{\mathcal{I}'}^{-1} \asymp 1$ under conditions of Proposition 5. Different from the results in (21) for the oracle RIW-TL-U, we have two additional terms in $\mu_{\max} q_n$ and γ_{\max} , where the former is from the estimation errors of the weights $\hat{\omega}_{i,T}^{(k)}$ and the latter from that of the subsets $\hat{\mathcal{I}}'_{kj}$'s. Both $\mu_{\max} q_n$ and γ_{\max} , depending only on the sample sizes $n_k (k \geq 1)$ of the sources, can be small when $n_k \rightarrow \infty (k \geq 1)$. Thus h_{ave} can be the dominating term in $\mu_{\max} q_n + \gamma_{\max} + h_{\text{ave}}$ when the sample sizes of sources are sufficiently large. Consequently, the convergence rate of RIW-TL-U estimator is of the same order as its oracle version. Compared with the RIW-TL estimator in Theorem 2 that depends on γ_0 , the estimator $\hat{\boldsymbol{\beta}}_{\mathcal{I}'}^{(0)}$ is free from γ_0 and can be better than both RIW-TL and Trans-Lasso when h_{ave} , the average distance between the target and the sources, is small.

5 Simulation

In this section, we compare RIW-TL to Trans-Lasso and LASSO numerically in synthetic data. For our framework, we implement RIW-TL as discussed in Section 3, RIW-TL-U as discussed in Section 4, and a variant of RIW-TL named RIW-TL-P in which $\epsilon_{(k)}$ is assumed Gaussian with its variance estimated by the sample counterpart and f_ϵ symmetrizing the estimated $f_{\epsilon^{(k)}}$. In our setup, we let $p = 200$, $n_0 = 150$, $K = 10$ and $n_k = 600$ for $k = 1, \dots, K$. The errors $\epsilon_i^{(0)}$ and $\epsilon_i^{(k)}$ are all generated independently from the standard normal distribution. The response predictor pairs are all generated from the linear model. To simulate interesting scenarios in which the extent of the informativeness of the source data can vary, we consider the following configurations for generating $\mathbf{x}_i^{(k)}$ and $\boldsymbol{\beta}^{(k)}$ for $k = 0, \dots, K$.

Covariates. The covariates $\mathbf{x}_i^{(0)}$ for the target data are generated from $N_p(\mathbf{0}, \boldsymbol{\Sigma})$ with $\boldsymbol{\Sigma} = (0.5^{|l-l'|})_{l,l'=1}^p$.

For $\mathbf{x}_i^{(k)}$, $k = 1, \dots, K$, we either generate from $N_p(\mathbf{0}, \boldsymbol{\Sigma})$, or the multivariate central t distribution with covariance matrix $\boldsymbol{\Sigma}$ and five degrees of freedom. Clearly, for the former scenario, the marginal distribution of the covariates for both the sources and the target are the same, while the conditional distribution of y given \mathbf{x} is different between the sources and the target if $\boldsymbol{\beta}^{(k)} \neq \boldsymbol{\beta}^{(0)}$. This is sometimes referred to as *posterior shift* in the literature. For the latter scenario, both the marginal distribution of \mathbf{x} and the conditional distribution of y given \mathbf{x} are different between the sources and target. This is often referred to as *full distribution shift*. We will examine these two kinds of shifts in separate plots.

Coefficients. For the target data, we set $\boldsymbol{\beta}^{(0)} = (\mathbf{1}_{s_0}^\top, \mathbf{0}_{p-s_0}^\top)^\top$ and $s_0 = 10$. For generating $\boldsymbol{\beta}^{(k)}$ in the source data, we vary their closeness to $\boldsymbol{\beta}^{(0)}$ in terms of how many entries differ and how much the entries differ. Inspired by Li et al. (2021b), we consider the following scenarios. Recall $[n] = \{1, \dots, n\}$. Define an index set $\mathcal{B} = [m_{\mathcal{B}}]$ where $m_{\mathcal{B}} = 0, 2, 4, 6, 8$ or 10 . Given \mathcal{B} , for $1 \leq k \leq K$, we specify $\boldsymbol{\beta}^{(k)}$

as follows. If $k \in \mathcal{B}$, let

$$\beta_j^{(k)} = \begin{cases} \beta_j^{(0)} - 0.5, & j \in T_k; \\ \beta_j^{(0)}, & \text{otherwise,} \end{cases}$$

where T_k is a random subset of $\{s_0 + 1, \dots, p\}$ with $|T_k| = d$, and the values of d will vary according to the specification later; if $k \notin \mathcal{B}$, let

$$\beta_j^{(k)} = \begin{cases} \beta_j^{(0)} - 1, & j \in [s_0]; \\ \beta_j^{(0)} - 0.5, & j \in U_k; \\ \beta_j^{(0)}, & \text{otherwise,} \end{cases}$$

where U_k is a random subset of $\{s_0 + 1, \dots, p\}$ with $|U_k| = 2s_0$.

In the above configuration, the magnitude of the difference between different entries between $\beta^{(0)}$ and $\beta^{(k)}$ is either 0.5 or 1 and thus is fixed, while how many entries differ depends on the values of $m_{\mathcal{B}}$ and d . A larger value of d corresponds to a larger difference between $\beta^{(0)}$ and $\beta^{(k)}$ in general. On the other hand, those $\beta^{(k)}$ with $k \in \mathcal{B}$ are relatively close to $\beta^{(0)}$. The larger $m_{\mathcal{B}}$ is, the more sources are relatively close to the target. To reflect the generality of our method, we further consider the case where the magnitude is random and the case where $\epsilon_i^{(0)}$ and $\epsilon_i^{(k)}$'s follow different distributions with the simulation results shown in the supplementary materials to save space. We remark that the results under these setting are qualitatively similar to what are seen in this section.

For the tuning parameters appearing in the constraints in \mathcal{I}_k of RIW-TL, we let $M = 2A$ and tune M over a step size 0.5 grid on the interval $[1, 3]$. We take all b_k 's in kernel density estimation as the same and tune it on $\{0.1, 0.2, 0.3\}$ via 5-fold cross validation. For RIW-TL-U, we set $M = 2A = 2T/3$ and select M by cross validation from the interval $[1, 3]$ with a step length 0.5. For measuring the performance of each approach, we compute the sum of squared estimation errors (SSE) and sample usage rate (SUR). Depending on the values of d and $m_{\mathcal{B}}$, we consider two kinds of simulations to show the performance of various methods. For the first one, with d taking values 4 or 8, we observe the behavior of the resulting estimators varying $m_{\mathcal{B}} \in \{0, 2, 4, 6, 8, 10\}$. For the second one, we take $m_{\mathcal{B}} = 4$ or 8 as an example and tune d over a step size 4 grid on $[0, 32]$. For each simulation configuration, we repeat the experiment 200 times and report the average SSE and SUR. The results for posterior shift are shown in Figure 3 and those for the full distribution shift are in Figure 4. From the simulation results, we can draw the following conclusions.

LASSO is inferior than any other transfer learning based method. From Figures 3 and 4, one can see that its SSE is the worst and its SUR is the smallest in all the cases because no source data is utilized. By borrowing strength from the source data, the transfer learning methods perform better than LASSO. The performance of transfer learning based methods improves in general when $m_{\mathcal{B}}$ increases or d decreases. This is because more source data are similar to the target data.

RIW-TL type estimators have advantages over Trans-Lasso especially when d is large or $m_{\mathcal{B}}$ is small. A smaller $m_{\mathcal{B}}$ or a larger d implies that fewer sources are close to the target because in these cases, $\|\delta^{(k)}\|_1$'s are larger in general. From the first and the third rows in Figures 3 and 4, it is seen that the improvement of RIW-TL and its variant (RIW-TL-P, RIW-TL-U) over Trans-Lasso is significant especially when d is large or $m_{\mathcal{B}}$ is small, which coincides with our theory that our method allows effective use of sample even when $\|\delta^{(k)}\|_1$'s are large. In addition, we observe that RIW-TL-U has better performance than Trans-Lasso, RIW-TL and RIW-TL-P. This may be due to that RIW-TL-U requires much weaker conditions on the initial estimators.

RIW-TL type estimators make more effective use of the samples in difficult cases. It is seen that the SURs of RIW-TL type of methods and Trans-Lasso are increasing functions of $m_{\mathcal{B}}$ (see

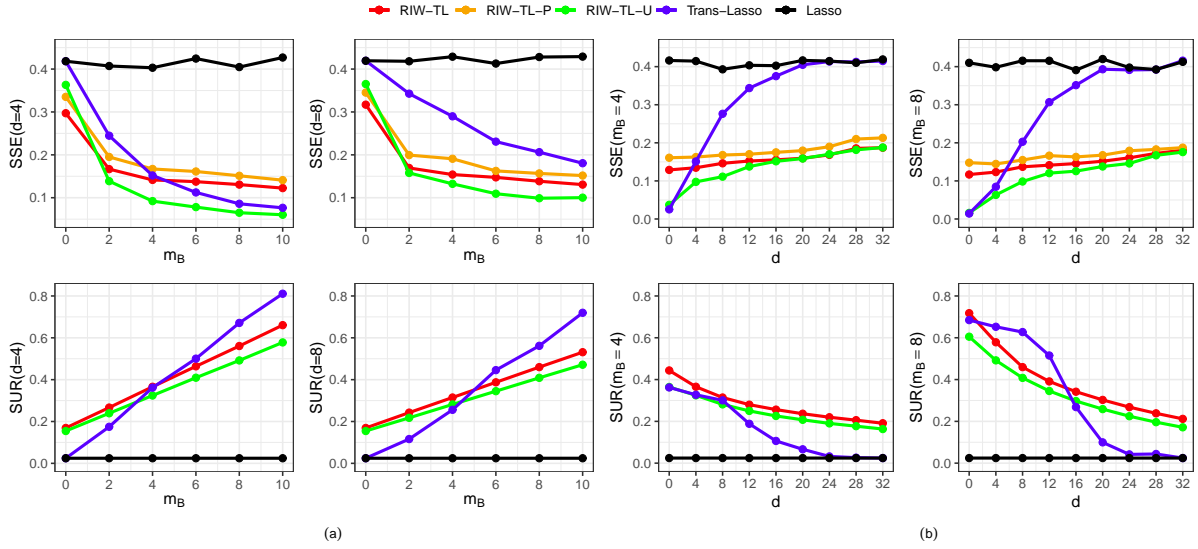


Figure 3: Posterior shift: (a) The estimation errors (the first row) and sample usage rates (the second row) versus m_B for different d . (b) The estimation errors (the first row) and sample usage rates (the second row) versus d for different m_B . Note in the SUR plots, RIW-TL-P lines are invisible because they overlap with the corresponding RIW-TL lines.

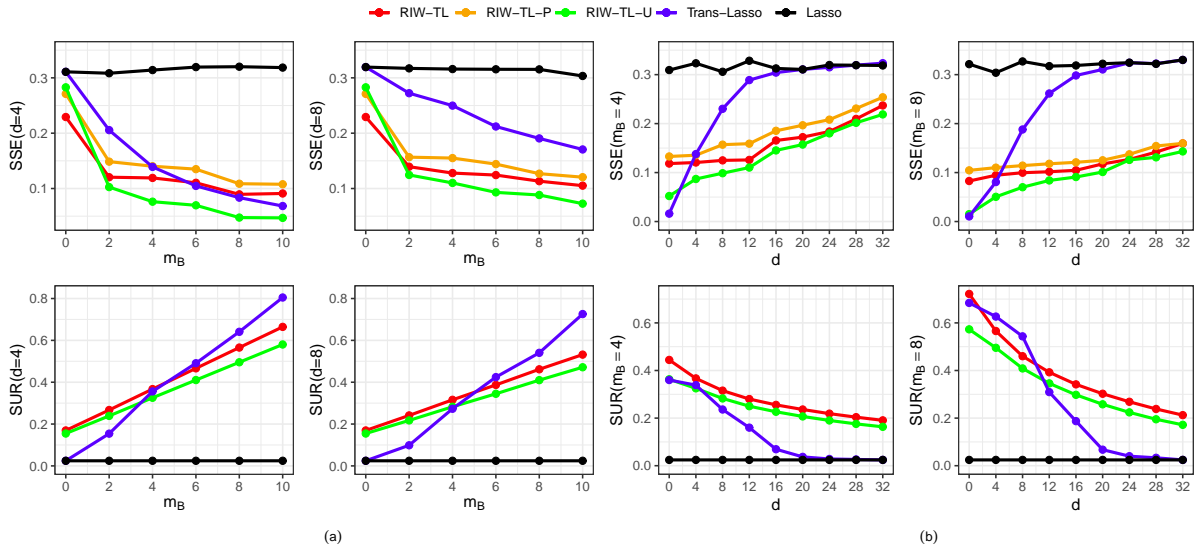


Figure 4: Full distribution shift: (a) The estimation errors (the first row) and sample usage rates (the second row) versus m_B for different d . (b) The estimation errors (the first row) and sample usage rates (the second row) versus d for different m_B . Note in the SUR plots, RIW-TL-P lines are invisible because they overlap with the corresponding RIW-TL lines.

the second rows of Figures 3 and 4) and are decreasing functions of d (see the fourth rows of Figures 3 and 4). When m_B is smaller or d is larger corresponding to the difficult case where the difference between the sources and the target is larger, we can see that RIW-TL type of methods make more effective use of the samples by having larger SURs in general.

RIW-TL can be competitive in easy cases where Trans-Lasso is a desired approach.

When the sources and the target are close, the all-in-or-all-out Trans-Lasso approach will be able to use the source data effectively. This is confirmed by the SURs in Figures 3 and 4 when either m_B is large or d is small. For these scenarios, we can see that RIW-TL and RIW-TL-P are slightly inferior to Trans-Lasso as expected, because Trans-Lasso uses more data that are close to the target. Even for these scenarios, we can see that RIW-TL-U still performs similarly to or better than Trans-Lasso, though its SUR is smaller generally. As argued in our theory, this is due to the fact that the average distance h_{ave} is small in these settings. However, when d is moderate (e.g. $d = 8$), although RIW-TL and RIW-TL-U have smaller values of SUR, they have smaller estimation errors than the Trans-Lasso. This is probably due to that Trans-Lasso selects the whole sample of sources that are identified as informative, among which some observations may be far from the target and thus are less useful for transfer.

Assuming a parametric distribution for $f_{\epsilon^{(k)}}$ does not gain much even if $\epsilon^{(k)}$ follows this distribution. In the simulation presented here and in the supplementary materials, we see that RIW-TL-P underperforms RIW-TL and RIW-TL-U in general even when the error distributions of $\epsilon^{(k)}$, $k = 0, 1, \dots, K$, are Gaussian. This is probably due to that univariate density estimation employed for RIW-TL and RIW-TL-U is fairly accurate or that taking f_ϵ by symmetrizing $f_{\epsilon^{(k)}}$ is not the best option when the latter is Gaussian. In view of this, we recommend the use of RIW-TL or RIW-TL-U in practice.

6 Real Data Analysis

In this section, we apply our method to the Genotype-Tissue Expression (GTEx) data available on <https://gtexportal.org/>. Our decision to analyze this dataset is motivated by Li et al. (2021b) where Trans-Lasso is shown to improve the prediction performance of LASSO.

This dataset includes 38,187 gene expression levels from 49 tissues of 838 human donors. We are interested in predicting the expression level of gene JAM2 (Junctional adhesion molecule B) in a brain tissue using other central nervous system (CNS) genes. Mutations in JAM2 have been found to cause primary familial brain classification (Cen et al., 2020; Schottlaender et al., 2020). JAM2 expresses in 49 tissues in our data sets and we use 40 tissues that have more than 150 measurements on JAM2. The association between JAM2 and other CNS genes in each of 9 brain tissues will be treated as the target model successively; the details of the target tissues are found in Table 2. That is, we consider 9 target models separately, using the other 31 tissues as the source models in which the total sample size of the source data is 12,386. The covariates in use are the genes that are in the enriched MODULE_137 (https://www.gsea-msigdb.org/gsea/msigdb/cards/MODULE_137.html) and there are no missing values in all of the 40 tissues. The final covariates include a total of 1089 genes.

After obtaining initial estimator $\tilde{\beta}^{(k)}$ for each source using SCAD, we test the normality of the residuals for each source tissue. From the p -values presented in Supplementary materials, we find that the p -values of most of the source tissues are less than 0.05, suggesting that the normality assumption on $\epsilon^{(k)}$ ($k \geq 1$) is not appropriate. Consequently, we only consider RIW-TL and RIW-TL-U for our methods. The same tuning scheme in Section 5 is used here. To obtain a reliable comparison, we randomly split the data in the target tissue into a training set and a testing one with ratio 7:3 and compute the average prediction errors on the testing set over 100 replications. We examine the relative prediction error (RPE) of a given method over that of LASSO. Clearly, the smaller this error is, the

Table 2: The list of 9 brain tissues, their abbreviations and sample sizes.

Number	Names	Abbreviation	Sample size
1	Caudate_basal_ganglia	C.B.ganglia	194
2	Cerebellar_Hemisphere	C.hemisphere	175
3	Cerebellum	Cerebellum	209
4	Cortex	Cortex	205
5	Frontal_Cortex_BA9	F.cortex	175
6	Hippocampus	Hippocampus	165
7	Hypothalamus	Hypothalamus	170
8	Nucleus_accumbens_basal_ganglia	N.A.B. ganglia	202
9	Putamen_basal_ganglia	P.B.ganglia	170

better an approach is. The results are shown in 5 together with the sample usage rate of each method.

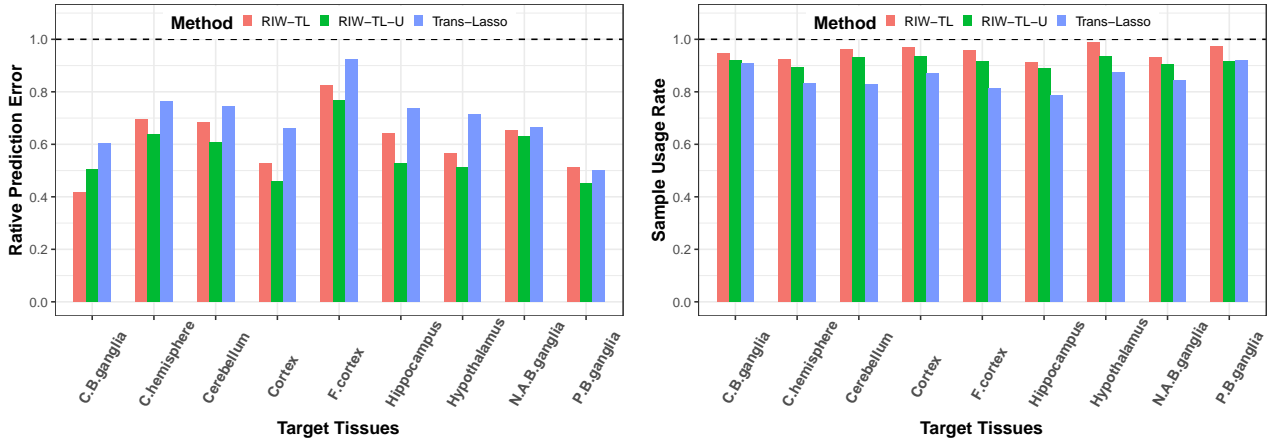


Figure 5: Left: Relative prediction errors. Right: Sample usage rates.

In Figure 5, it is seen that RIW-TL, RIW-TL-U and Trans-Lasso all perform better than LASSO across different target tissues as all the relative prediction errors are smaller than one. Define the relative gain of a method as the difference between its prediction error and that of LASSO then divided by the latter. We find that that the average gain of Trans-Lasso is 29.8%, while that of RIW-TL is 38.7% and RIW-TL-U is 43.4%. On the other hand, it is seen that the sample usage rates of RIW-TL and RIW-TL-U are close to one, higher than those of Trans-Lasso, suggesting that they use more source data, and hence leading to smaller prediction errors.

Since all the methods are based on LASSO which does variable selection, we compare them in terms of the selected variables in relation to LASSO estimator $\hat{\beta}_{\text{Lasso}} = (\hat{\beta}_{L,1}, \dots, \hat{\beta}_{L,p})^\top$. Towards this, for any estimator $\check{\beta}$, define

$$S = \frac{1}{p} \#\{j : \check{\beta}_j \neq 0\}, \quad \text{PR} = \frac{\#\{j : \check{\beta}_j \neq 0, \hat{\beta}_{L,j} \neq 0\}}{\#\{j : \hat{\beta}_{L,j} \neq 0\}}, \quad \text{NR} = \frac{\#\{j : \check{\beta}_j \neq 0, \hat{\beta}_{L,j} = 0\}}{\#\{j : \hat{\beta}_{L,j} = 0\}}.$$

Here S stands for the sparsity rate indicating the proportion of variables selected as nonzero. PR is the positive rate documenting the percentage of nonzero coefficients of the LASSO estimator also estimated as nonzero by a method. NR is the negative rate, the percentage of zero coefficients of the LASSO estimate that are otherwise estimated as nonzero. The results are summarized in Table 3 together with the relative prediction error defined previously. We can see that both RIW-TL, RIW-TL-U and Trans-Lasso select more variables than LASSO. This makes sense intuitively since

the sample size is boosted in these transfer learning methods by including data in the source data. As a return, the penalized likelihood is able to identify more variables. Comparing the two RIW-TL methods (RIW-TL and RIW-TL-U) and Trans-Lasso, we find that in general our methods produce less sparse models with larger positive rates and negative rates. Overall, compared to LASSO and Trans-Lasso, the two residual importance weighted methods have smaller relative prediction errors for all the targets, with RIW-TL-U having the smallest errors except for C.B.ganglia.

Table 3: Further results on variable selection and the relative prediction error (RPE) in data analysis.

Method	S	PR	NR	RPE	S	PR	NR	RPE	S	PR	NR	RPE
	C.B.ganglia				C.hemisphere				Cerebellum			
RIW-TL	0.312	0.794	0.468	0.416	0.252	0.379	0.248	0.695	0.812	0.880	0.810	0.283
RIW-TL-U	0.378	0.676	0.313	0.505	0.429	0.690	0.422	0.637	0.813	0.840	0.812	0.206
Trans-Lasso	0.144	0.365	0.140	0.605	0.121	0.138	0.121	0.764	0.124	0.321	0.119	0.344
Lasso	0.031	1	0	1	0.027	1	0	1	0.023	1	0	1
	Cortex				F.cortex				Hippocampus			
RIW-TL	0.253	0.619	0.245	0.527	0.565	0.663	0.557	0.824	0.511	0.643	0.507	0.640
RIW-TL-U	0.529	0.619	0.527	0.458	0.590	0.687	0.582	0.768	0.594	0.714	0.591	0.527
Trans-Lasso	0.129	0.571	0.120	0.661	0.142	0.181	0.139	0.922	0.096	0.214	0.092	0.739
Lasso	0.019	1	0	1	0.076	1	0	1	0.026	1	0	1
	Hypothalamus				N.A.B.ganglia				P.B.ganglia			
RIW-TL	0.619	0.516	0.622	0.567	0.307	0.357	0.304	0.654	0.496	0.567	0.494	0.511
RIW-TL-U	0.775	0.613	0.780	0.514	0.694	0.750	0.797	0.629	0.587	0.767	0.788	0.450
Trans-Lasso	0.123	0.226	0.120	0.715	0.111	0.196	0.106	0.664	0.120	0.200	0.118	0.502
Lasso	0.028	1	0	1	0.051	1	0	1	0.028	1	0	1

7 Discussion

We have proposed a novel transfer learning method named RIW-TL for high-dimensional linear regression, based on weighting residuals by their importance. Our method possesses several attractive features. First, it uses information adaptively at the individual observation level rather than the source level popular in the literature. We show that the oracle version of RIW-TL gives a better convergence rate than its competitors. Second, the practical version of RIW-TL only requires the estimation of univariate densities thus avoiding the curse of dimensionality needed in naive importance weighting. Third, RIW-TL treats posterior shift and full distribution shift in a unified manner as the needed densities for defining the weights are the conditional distributions of the response given the predictors. Thus, it overcomes the shortcoming of competing approaches in the literature (Li et al., 2021b; Tian and Feng, 2022, cf.) where the predictors across sources should follow more or less a homogenous design. Last, we demonstrate via numerical experiments that RIW-TL achieves better performance than its competitors such as Trans-Lasso especially in the difficult cases where the sources are not close to the target. We have focused on the situation where all $\beta^{(k)}$, $k = 0, \dots, K$, are sparse, but the results are readily applicable when they are approximately so in the sense of ?.

There are many avenues to extend the current framework to other settings. Firstly, we can study this approach for quantile regression to accommodate the heterogeneity and heavy tailedness in the source and target domains. Secondly, thanks to the fact that our importance weights is constructed as a one-dimensional conditional density ratio, a similar analysis may be applied to nonparametric or semi-parametric regression models. Thirdly, we can extend the idea to study generalized linear models where the probability ratio is a natural candidate for importance weighting. Finally, it will be interesting to explore how the ideas developed in this paper can be used for semi-supervised and

unsupervised learning. These and other generalizations of RIW-TL will be discussed in future work.

References

- Bastani, H., 2021. Predicting with proxies: Transfer learning in high dimension. *Management Science* 67 (5), 2964–2984.
- Bickel, P., Ritov, Y., Tsybakov, A., 2009. Simultaneous analysis of lasso and dantzig selector. *The Annals of Statistics* 37 (4), 1705–1732.
- Cen, Z., Chen, Y., Chen, S., Wang, H., 2020. Biallelic loss-of-function mutations in *jam2* cause primary familial brain calcification. *Brain* 143 (2), 491–502.
- Cochran, W. G., 2007. *Sampling techniques*. John Wiley & Sons.
- Fan, J., Guo, S., Hao, N., 2012. Variance estimation using refitted cross-validation in ultrahigh dimensional regression. *Journal of the Royal Statistical Society Series B: Statistical Methodology* 74 (1), 37–65.
- Fan, J., Li, R., 2001. Variable selection via nonconcave penalized likelihood and its oracle properties. *Journal of the American statistical Association* 96 (456), 1348–1360.
- Fang, T., Lu, N., Niu, G., Sugiyama, M., 2020. Rethinking importance weighting for deep learning under distribution shift. *Advances in Neural Information Processing Systems* 33, 11996–12007.
- Fishman, G., 2013. *Monte Carlo: concepts, algorithms, and applications*. Springer Science & Business Media.
- Gu, T., Han, Y., Duan, R., 2022. Robust angle-based transfer learning in high dimensions. arXiv preprint arXiv:2210.12759.
- Huang, J., Wang, M., Wu, Y., 2023. Transfer learning with high-dimensional quantile regression. arXiv preprint:2211.14578.
- Kanamori, T., Hido, S., Sugiyama, M., 2009. A least-squares approach to direct importance estimation. *Journal of Machine Learning Research* 10 (7), 1391–1445.
- Li, S., Cai, T., Duan, R., 2021a. Targeting underrepresented populations in precision medicine: A federated transfer learning approach. arXiv preprint arXiv: 2108.12112.
- Li, S., Cai, T. T., Li, H., 2021b. Transfer learning for high-dimensional linear regression: Prediction, estimation and minimax optimality. *Journal of the Royal Statistical Society: Series B (Statistical Methodology)* 84 (1), 149–173.
- Li, S., Zhang, L., Cai, T. T., Li, H., 2023. Estimation and inference for high-dimensional generalized linear models with knowledge transfer. *Journal of the American Statistical Association*. DOI:10.1080/01621459.2023.2184373.
- Lin, H., Reimherr, M. L., 2022. On transfer learning in functional linear regression. arXiv preprint arXiv: 2206.04277.
- Lu, N., Zhang, T., Fang, T., Teshima, T., Sugiyama, M., 2022. Rethinking importance weighting for transfer learning. In: *Federated and Transfer Learning*. Springer, pp. 185–231.
- Scholkopf, B., Platt, J., Hofmann, T., 2007. Correcting sample selection bias by unlabeled data. *Advances in Neural Information Processing Systems* 19, 601–608.

- Schottlaender, L. V., Abeti, R., Jaunmuktane, Z., Macmillan, C., Chelban, V., 2020. Bi-allelic jam2 variants lead to early-onset recessive primary familial brain calcification. *The American Journal of Human Genetic* 106, 412–421.
- Shimodaira, H., 2000. Improving predictive inference under covariate shift by weighting the log-likelihood function. *Journal of Statistical Planning and Inference* 90 (2), 227–244.
- Shin, H.-C., Roth, H. R., Gao, M. C., et al., 2016. Deep convolutional neural networks for computer-aided detection: Cnn architectures, dataset characteristics and transfer learning. *IEEE transactions on medical imaging* 35 (5), 1285–1298.
- Shorten, C., Khoshgoftaar, T., 2019. A survey on image data augmentation for deep learning. *Journal of Big data* 6 (1), 1–48.
- Silverman, B., 1978. Weak and strong uniform consistency of the kernel estimate of density and its derivatives. *The Annals of Statistics* 6 (1), 177–184.
- Sugiyama, M., Krauledat, M., Muller, K., 2007. Input-dependent estimation of generalization error under covariate shift. *Journal of Machine Learning Research* 8 (5), 985–1005.
- Sun, T., Zhang, C., 2012. Scaled sparse linear regression. *Biometrika* 99 (4), 879–898.
- Tian, Y., Feng, Y., 2022. Transfer learning under high-dimensional generalized linear models. *Journal of the American Statistical Association* (just-accepted), 1–14.
- Tibshirani, R., 1996. Regression shrinkage and selection via the lasso. *Journal of the Royal Statistical Society: Series B* 58 (1), 267–288.
- Tokdar, S. T., Kass, R. E., 2010. Importance sampling: a review. *Wiley Interdisciplinary Reviews: Computational Statistics* 2 (1), 54–60.
- Tony, L., Shavlik, J., 2010. Transfer learning. In *Handbook of research on machine learning applications and trends: algorithms, methods, and techniques*, 242–264. IGL global.
- Viñals, R., Lié, P., Bryson, K., 2022. Adversarial generation of gene expression data. *Bioinformatics* 38 (3), 730–737.
- Wang, Z., Qin, Z., Tang, X., Ye, J., Zhu, H., 2018. Deep reinforcement learning with knowledge transfer for online rides order dispatching. In *2018 IEEE International Conference on Data Mining*, 617–626.
- Yamada, M., Suzuki, T., Kanamori, T., Hachiya, H., Sugiyama, M., 2011. Relative density ratio estimation for robust distribution comparison. in *Advances in Neural Information Processing Systems* 24, 594–602.
- Zhang, C.-H., Zhang, S. S., 2014. Confidence intervals for low dimensional parameters in high dimensional linear models. *Journal of the Royal Statistical Society: Series B (Statistical Methodology)* 76 (1), 217–242.
- Zhou, D., Liu, M., Li, M., Cai, T., 2022. Doubly robust augmented model accuracy transfer inference with high dimensional features. *arXiv preprint arXiv: 2208.05134*.