

Quieting the Static: A Study of Static Analysis Alert Suppressions

Georgios Liargkovas
AUEB, Greece

Evangelia Panourgia
AUEB, Greece

Diomidis Spinellis
AUEB, Greece &
TU Delft, Netherlands

ABSTRACT

Static analysis tools are commonly used to detect defects before the code is released. Previous research has focused on their overall effectiveness and their ability to detect defects. However, little is known about the usage patterns of warning suppressions: the configurations developers set up in order to prevent the appearance of specific warnings. We address this gap by analyzing how often are warning suppression features used, which warning suppression features are used and for what purpose, and also how could the use of warning suppression annotations be avoided. To answer these questions we examine 1 425 open-source Java-based projects that utilize Findbugs or Spotbugs for warning suppressing configurations and source code annotations. We find that although most warnings are suppressed, only a small portion of them get frequently suppressed. Contrary to expectations, false positives account for a minor proportion of suppressions. A significant number of suppressions introduce technical debt, suggesting potential disregard for code quality or a lack of appropriate guidance from the tool. Misleading suggestions and incorrect assumptions also lead to suppressions. Findings underscore the need for better communication and education related to the use of static analysis tools, improved bug pattern definitions, and better code annotation. Future research can extend these findings to other static analysis tools, and apply them to improve the effectiveness of static analysis.

CCS CONCEPTS

• **General and reference** → Empirical studies; • **Software and its engineering** → Software maintenance tools; Software libraries and repositories.

KEYWORDS

Static Analysis Tools, False Positives, Warning Suppressions, Findbugs, Spotbugs

1 INTRODUCTION

Static analysis is a popular and powerful weapon that can be used to identify many types of software bugs without running the actual code [3]. In contrast to dynamic analysis, static analysis can identify bugs in earlier development stages, before they emerge as expensive [5] run-time errors, while usually requiring less computational power (depending on the analysis algorithm) [4]. For this reason, it has been used extensively as an extra layer of protection by the majority of software developers in most open-source and proprietary software projects [5].

Despite the above, static analysis can be both a blessing and a curse. Applying even the most advanced static analyzer does not ensure that all possible defects have been discovered [4]. Furthermore, false positive warnings remain a common issue among

static analysis tools [7], notifying developers about inexistent errors. Such cases may lead to unnecessary development efforts and development slow-downs, and have been identified as one of the key reasons many software developers avoid using static analysis [19].

As a means of preventing static analysis warnings from overwhelming software practitioners, most modern static analysis tools have introduced ways of dealing with false positives by modifying the sensitivity of diverse matchers, or even completely ignoring the respective output, through configuration files and special annotations [3]. Throughout this work we refer to these mechanisms as **warning suppression features**. These features can be used to silence or even completely skip the analysis in some parts of the code, indicating that the developer willingly ignores any warnings that could possibly occur inside the suppressed code, deeming the warning related to that code **unactionable** (alerts that do not require developer changes) [16].

While substantial previous work has focused on the identification, characteristics and frequency of false positive alerts [6, 33, 34], the discovery of ignored static analysis patterns [14, 35], and their empirical examination, warning suppression is a feature that is still being overlooked by static analysis evaluation studies. This paper extends existing work by extracting insights about unactionable static analysis alerts through various warning suppression features, specified in open source software projects. Throughout our study, we employ Findbugs and Spotbugs, a family of widely-used, feature-rich Java source code static analyzers, that are able to detect more than 400 bug patterns across 12 distinct categories.

Not all bug patterns are created equal [23]. From a look inside the annotations and configuration files of certain large open source projects it is apparent that certain alert codes are suppressed more than others, indicating a possibly higher false positive ratio.

Based on these issues, this study is guided by the following research questions. We explore how often are warning suppression features used in static analysis (**RQ1**) but also which warning suppression features are used (**RQ2**). However, the mere presence of suppression features in a project's configuration does not always imply that the suppressed warning is always unactionable or a false positive. This uncertainty makes us inquire for what purposes are static analysis warning suppression features employed (**RQ3**). Finally, we aim to identify practices that could replace the use of warning suppression features, aiming to contribute to code quality improvements, by asking how the use of static analysis warning suppression annotations could be avoided (**RQ4**).

This paper makes several contributions to the state of the art. First, we offer a unique dataset of Findbugs and Spotbugs warning suppression instances, for warning suppression configurations and annotations with 8 298 and 2 943 entries respectively, a resource that can be utilized in future research to enhance our understanding

of warning suppression patterns. Second, we provide a quantitative examination of the use of warning suppressions, investigating which annotations are used and how frequently they are applied. This enables a deeper view of how and when developers use these tools. Third, we offer a qualitative exploration of the reasons developers utilize static analysis warning suppressions. This provides insights in identifying the motives behind their choices, promoting better tool design and developer education.

2 BACKGROUND AND RELATED WORK

Findbugs and Spotbugs, key static analysis tools, are used in major projects, to detect error-prone code fragments. Despite their usefulness, they produce numerous false positives, prompting the use of warning suppression features. Furthermore, extensive research has tackled false positives, with innovative models proposed to improve accuracy, such as analyzing the count of lines previously inserted and code-to-comments ratio. Related work has also identified various causes of false positives like W3C APIs, browser-specific APIs, and dynamic file loading. Conversely, our study uniquely uses warning suppression features to differentiate actionable from unactionable warnings.

2.1 Static analysis tools

Static analysis tools can be used to analyze a project's source code either on demand or as part of a project's continuous integration pipeline. Furthermore, these tools are included in most modern integrated programming environments (IDEs), providing real-time error detection. The main advantages of static analysis lie in the fact that it can be applied relatively early in the development lifecycle while maintaining a relatively low performance cost compared to other code analysis methods that operate at runtime [7]. Static analysis is extensively used by large open source as well as proprietary software projects. For example, Google has integrated static analysis tools into its software development pipeline, utilizing an array of style checkers (Checkstyle, Pylint, and Golint) and bug-finding tools (Error Prone, ClangTidy, Govet, and Checker Framework) [1, 3]. Additionally, the majority of software developers in industry incorporate static analysis in their CI builds [38].

However, although most modern static analysis tools are generally sound, they also produce a substantial amount of false positives. These include alerts that are too trivial to fix (e.g. indentation), unlikely runtime errors or completely incorrect types of warnings [26]. Various studies estimate that false positives account for 18% to 86% of total warnings depending on the tool used [22, 24, 37]. False positives can become a significant burden to software developers, especially in larger software projects [1]. Distinction between false and true positives is known to be a time consuming and error prone process [40]. Most tools have introduced various ways of dealing with false positive warnings, with the most popular solution being alert suppression, which however also requires significant human effort to configure correctly. As a result, many organizations and software developers tend to avoid using static analysis in their projects because of the highly misleading unactionable warnings [18].

2.2 Findbugs and Spotbugs

Findbugs¹ is an open-source bug finding tool for Java programs. It utilizes a set of ad-hoc methods to identify various error-prone code fragments [3]. Findbugs utilizes a combination of syntactic and dataflow analysis, applied directly to a Java program's bytecode, to detect defectful patterns. It allows the detection of a wide range of issue types, including *bad practice*, *correctness*, *multithreaded correctness style*, *performance*, *malicious code*, *internationalization* and *security*. Moreover, it allows the user to configure various aspects of the analysis (i.e. category of analysis, confidence, etc.) conducted, through command-line arguments, configuration files, and source code annotations.

The functionality of Findbugs can be easily expanded through various plug-ins written by third parties. The tool has been around for more than a decade, establishing itself as one of the most popular open-source tools used for static analysis in Java. Findbugs is one of the most studied static analysis tools in the literature [12, 13, 18, 20, 21].

Spotbugs² is a popular Findbugs fork, offering support for the latter, which has now been abandoned. Spotbugs extends Findbugs's functionality, being able to detect more than 400 types of defects by default.

2.3 Evolution of Static Analysis

Static analysis tools have been evaluated in terms of the quality and taxonomy of their results.

The study of false positive issues in static analysis tools has seen significant work over the past decades. Kremenek and Engler [22] marked the inception of this research trajectory, where they employed the z-ranking technique to evaluate the accuracy of error reports produced by automated static analysis tools. Building on this seminal work, advancements were made by Ayewah et al. [2] and Heckman et al. [16]. Imtiaz and Williams [17] further contributed to the body of knowledge by analyzing the rate of warnings and false positives generated by Coverity Scan. Their study dissected Coverity analysis reports of prominent projects, pinpointing the most frequent triggers of unactionable warnings. Ayewah et al. expanded the scope of prior work to examine various categories of Findbugs warnings within industry codebases such as Google and Sun, categorizing the alerts into three groups: *false positives*, *small issues*, and *serious issues*. Concurrently, Heckman proposed an innovative adaptive model for rectifying inaccuracies in static analysis reports, considering variables such as user annotation suppressions and historical data [16]. She later proposed the count of lines previously inserted in a file as a means of predicting the actionability of static analysis warnings [15]. Similarly, Liang et al. proposed code-to-comments ratio for the same purpose [25]. Based on this prior work Wang et al. [39] conducted a systematic literature review through which they identified a set of 23 features that contribute to the actionability of static analysis warnings. Most recently, Kang et al. [20] conducted an evaluation of these static analysis false-positive criteria and discovered that the performance of most of these metrics was due to data leakage and data duplication issues, with their true accuracy being lower than initially

¹<https://findbugs.sourceforge.net/>

²<https://spotbugs.github.io/>

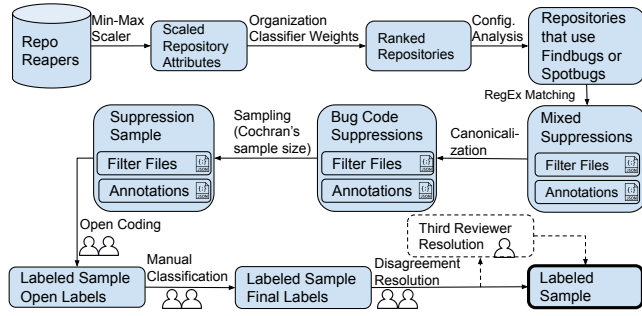


Figure 1: Research method overview.

presumed. The authors also outline the need of an unactionable warning identification suite. Our study takes a different approach, focusing exclusively on warning suppressions, a feature not examined in prior work, to draw conclusions about actionable and unactionable false positive static analysis warnings on a large scale.

Additionally, previous work has tried categorizing the identified false positive warnings. Park et al. [33] evaluated 30 JavaScript web-based applications using the SAFE static analyzer. They identified seven main causes of false positive warnings that they then reduced to four main categories: W3C APIs, browser-specific APIs, JavaScript library APIs, and dynamic file loading. Similarly, Reynolds et al. [35] collected, evaluated, and documented false positive messages produced by three automated static analysis tools on C and C++ code. They composed a hierarchical list of causes that false positives can be reduced into, including memory allocation, array-related issues, buffer related issues, and predictable conditionals, among others. Furthermore, de Mendonça et. al [11] systematically mapped 64 static analysis result evaluation papers, concluding that the majority of them (34%) categorize warnings between true and false positives, while 20% of them provided a more in-depth explanation about the causes of the latter ones.

3 METHODS

Our workflow, depicted in Figure 1, primarily involves the selection of static analysis tools, project selection, repository analysis, match canonicalization, and open coding. Findbugs and Spotbugs were chosen based on their performance and popularity. For project selection, a dataset of engineered GitHub software projects was used to select repositories using Java and either of the two aforementioned tools. Metrics of the RepoReapers dataset were scaled and then ranked based on the *Organization* classifier. The repositories were then analyzed for warning suppressing annotations and configurations. Selected repositories were scanned for Findbugs and Spotbugs dependencies until a threshold of 100 consecutive misses was reached. Regarding warning suppression identification, regular expressions were used for speed and simplicity. Matches were canonicalized to reflect bug patterns. Samples of 368 warning suppression configurations and 340 annotations were manually analyzed. Finally, to understand the rationale behind warning message suppression, manual coding was applied to two samples, resulting from matches found previously. This involved the examination of each bug pattern entry and corresponding source code, leading to

the identification of several categories based on their application goal and potential avoidance strategies.

3.1 Static analysis tool selection

We selected Findbugs and its successor Spotbugs based on the tools’ performance and popularity. Regarding performance, from a usability perspective, Nachtigall et. al [30] evaluated 14 static analysis tools using six criteria: understandable warning messages, fix support, false positives, user feedback, workflow integration and specialized user interface. They further conducted a systematic evaluation in a set of 46 non-proprietary static analysis tools [31] using 36 criteria, including warning message quality, false positive occurrence and handling, workflow integration and user interface. They discovered that only a fraction of the available tools (14/46) offer a concrete way of dealing with false positives (e.g. via configuration and annotations). Findbugs and Spotbugs were found to satisfy the warning message, false positive, workflow integration and user interface criteria. Similarly, Rutar et al. [36] compared five popular static analysis tools for Java, reaching the same conclusion. They also found out that Findbugs had the broadest bug type coverage, while remaining relatively fast compared to tools of similar scope, such as PMD.

From a popularity perspective, Findbugs and Spotbugs have been used by many large software organizations, such as Google [1], the Apache Software Foundation, and the Eclipse Foundation [27]. Additionally, Findbugs and Spotbugs are considered some of the most used and most mature analyzers [12, 18, 23]

The above led to the selection of Findbugs and Spotbugs for this study.

3.2 Project Selection

We needed to analyze the configuration of Findbugs and Spotbugs found in real-world examples written in Java. For this, the RepoReapers dataset of engineered GitHub software projects was utilized. The authors use the term *engineered* to refer to repositories that follow patterns similar to these of large organizations, and are usually user rather than developer-centric. The dataset consists of a set of 1 853 197 deduplicated GitHub repositories, evaluated in diverse software engineering practices, called dimensions [28].

To facilitate analysis, repositories were filtered and ordered using the following process. The repository dimension metrics included in the dataset were scaled using the MinMaxScaler of the Scikit-learn library,³ and ranked according to the proposed dimension weights used by RepoReapers’s *organization* classifier. The derived score of each repository, indicates the extent to which it follows the development principles of larger organizations. Only Java-based repositories were selected as this matched what the two selected tools can process.

3.2.1 Repository Identification. Using the process described above, a set of 462 173 ranked candidate repositories was identified. Not all of these projects, however, remain accessible, as they might have been deleted or made private by their administrators. Such cases were ignored. Additionally, it is not known beforehand whether

³<https://scikit-learn.org>

Findbugs or Spotbugs are a part of each project’s analysis lifecycle, therefore all candidate repositories were cloned and searched.

First, GitHub repositories were locally cloned using the `--depth 1` parameter to conserve space. The configuration files of three major Java project build tools (`pom.xml` for Maven, `build.gradle` for Gradle, `build.xml` for Ant) were then scanned for Findbugs and Spotbugs, using regular expressions. Repositories not using these tools were excluded. The process above was conducted in an online fashion, working through the repositories ordered by score, until a threshold of 100 continuous non-candidate repositories was reached. We set this threshold based on time, space, and bandwidth constraints. This resulted in the cloning and search of 12 720 repositories, yielding 1 425 referencing Findbugs and Spotbugs.

3.3 Repository Analysis

The selected tools offer two different warning suppression features: warning suppression code-embedded annotations and warning suppression configurations (realized through exclude filter files). Both methods aim for the same outcome with varying mechanisms. Warning suppression annotations code-embedded location-specific rule-setting for variables, code blocks, methods, and classes. Warning suppression configurations are XML documents defining rules expressed independently of the code. They also support logic operations and pattern matching for dealing with false positive patterns.

3.3.1 Configuration File Analysis. Configurations can include or exclude specific bug codes. We focused on the latter. To isolate such files, we identified all exclude filter filenames specified in project build files and used these to find XML warning suppressing configurations in the repositories. Only XML files with the root tag `<FindbugsFilter>` were kept. Within these, bug code filters are represented with the `<Match>` tag, which contains parameters that are used to specify match information such as the *class*, *method* or *field* the filter is applied on, as well as the specific bug *pattern*, *code*, or *category* of the match. More complex logical constructs are allowed (i.e. *and*, *or*), although rarely encountered in practice. We parsed distinct cases of the `<Match>` tag, that mentioned at least one specific *pattern*, *code*, or *category*, saving the output in a global JSON file.

3.3.2 Annotation Analysis. The information in annotations is similar to warning suppressing configurations, therefore, the method was alike. Our initial approach was to use the abstract syntax tree of Java programs to spot any annotations. This would guarantee correct identification of the annotation scope (i.e. field, method, class, etc.). However, in practice, this computationally heavy process required the analysis of the entire codebase to function properly. Given the number of repositories analyzed, it was much simpler, and almost equally accurate to use a much faster approach based on regular expressions. A regular expression matcher applied to all the candidate repositories’ Java source code files (`*.java`) was used to identify warning suppression annotations. To include annotation scope information, the lines following the annotation declaration were parsed. We identified classes, methods, and fields as major categories. Given the similarity between warning suppressing features (annotations and configurations), the former were stored into a similar JSON file.

```

1  {
2    "Id": 0,
3    "Id_norm": 5,
4    "Range": "Class",
5    "Class": {
6      "name": "com.github.susom.database.OptionsDefault"
7    },
8    "File": "findbugs-exclude.xml",
9    "Repository": "susom/database",
10   "Type": "Filter",
11   "Bug": "DMI_DOH",
12   "Code": "DMI",
13   "Category": "CORRECTNESS",
14 }

```

Figure 2: Example of a canonicalized exclude filter JSON match entry.

3.4 Match Canonicalization

The warning suppression configuration and annotation analysis identified 5 139 and 2 329 bug matching clauses respectively. These matches may not represent a unique bug pattern, given that the tools under study organize warnings into a hierarchical structure of increasing abstraction: bug patterns, codes, and categories. Each match could reference a set of these entities, which could in turn correspond to multiple bug patterns. To maintain consistency, matches were canonicalized to represent single or multiple bug patterns — the most granular entity of a warning.

The tools’ bug pattern structure was extracted using a Python script that scraped the manual page of Spotbugs and two popular Findbugs-and-Spotbugs-compatible plugins, *find security bugs*⁴ which consists of 141 security vulnerability pattern identifiers, and *FB contrib*⁵, which contains a wide range of general bug pattern identifiers. We placed the bug patterns of the aforementioned plugins into separate bug categories. This procedure revealed 911 bug patterns belonging to 434 bug codes within 12 categories.

After gathering the required information, matches previously found were converted into single bug pattern matches. Consequently, each match entry represented a single bug pattern, yielding 8 298 bug patterns across 168 repositories in warning suppression configuration files, and 2 943 in warning suppression annotations across 91 distinct repositories.

3.5 Canonicalized Dataset

Following project selection and repository analysis, a JSON-formatted dataset, including warning suppression configuration and annotation suppressions, was created (see Section 8). The warning suppressing configurations consisted of 8 298 instances, each containing specific code exclusion attributes, as shown in Figure 2. Similarly, the 2 943 warning suppressing annotations also contained these attributes, with the addition of a *justification* field and the observed *line number*. The two elements of the dataset allowed a view of both warning suppression configuration and annotation practices in the analyzed repositories, providing a basis for the subsequent steps of sampling and open coding, while facilitating reuse and further analysis.

⁴<https://find-sec-bugs.github.io/>

⁵<https://fb-contrib.sourceforge.net/>

3.6 Sampling and Open Coding

To investigate the reasons developers use warning suppression features we applied manual coding [10] to two samples, derived from the matches identified in Section 3.4. We used Cochran’s sample size and correction formula [8], which yields a representative sample for proportions of large populations:

$$n_0 = \frac{z^2 p(1 - p)}{e^2}$$

where n_0 is the required sample size, p the proportion of population (0.5—maximum variability), z is found in the Z score table, and e is the desired margin of error (5%). For the warning suppression configurations (8 298 bug patterns), the sample size was 368, while for warning suppression annotations (2 943 bug patterns), it was 340.

Each bug pattern was independently examined and openly labeled by two of this paper’s authors. This examination involved analysis of both the bug pattern itself and the corresponding source code within its scope. The categorization of each pattern was undertaken in relation to its application rationale and possible avoidance strategies. Subsequent discussions helped refine the categories identified by the authors into conceptually similar codes.

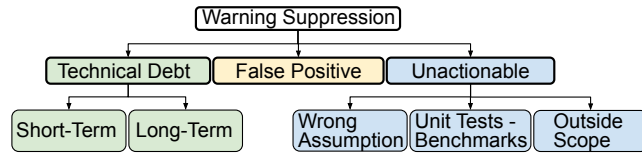


Figure 3: The hierarchical structure of the categories identified in the coding process.

This process yielded three major categories and six subcategories (see Figure 3). *False positives* refer to incorrect issue identification by the static analysis tool. The tool’s error required these false alarms to be suppressed in the codebase. *Technical debt* describes warnings that were correctly identified but ignored. This could be due to various reasons such as time constraints, budget issues, or even a lack of understanding of the problem. This category was subdivided into *short-term technical debt* (easy-to-fix warnings) and *long-term technical debt* (warnings requiring significant refactoring). *Unactionable* instances include cases where the bug pattern matches the bug description, but there’s no need for changes to the annotated part. This category was further divided into three subcategories: *wrong tool assumptions*, *testing*, and *outside of analysis scope*. *Wrong tool assumptions* refer to cases where the match was based on incorrect assumptions made by the tool but could not be described as false positives. *Testing* represents scenarios related to testing or benchmarking, where dealing with most static analysis warnings is not easily justified. *Outside of analysis scope* cases include instances where the issue was not relevant to the current scope of analysis, like automatically-generated files, resource files, etc.

A second round of categorization was conducted using these categories. Any disagreements were discussed, and if necessary (in very few cases), a third author with three decades of software development experience was consulted.

To assess the reliability of the labeling between the two authors, a measure of inter-rater agreement, the Cohen’s kappa (κ) coefficient [9], was utilized. Given the six subcategories were equally likely to be assigned, the probability of random agreement p_e was calculated as approximately 0.167. For the annotations, there was agreement on 310 out of 340 cases (91%), yielding an observed agreement p_o of approximately 0.912 and a κ value of approximately 0.895. For the warning suppression configurations agreement was reached on 311 out of 368 cases (84%), resulting in an observed agreement p_o of approximately 0.842. The κ value for this category was found to be approximately 0.811. These values suggest a strong level of agreement between the two authors during the initial categorization stage, in both cases, indicating the reliability of the procedure.

4 RESULTS

In brief, we found that warning suppression features are used in a small subset of projects. The majority of them suppressed only a small number of times although some outliers of commonly suppressed bug codes were found. Most commonly suppressed warnings were related to broad categories such as *bad practice* and *style* and *correctness*. Plugin-related warnings were also often suppressed through annotations. Additionally, contrary to our initial expectations, exclusions of specific bug codes were more suppressed at class scope, rather than at project level. Finally, we found that the majority of the warnings in both warning suppression features were *unactionable* and based on *wrong tool assumptions*, with *outside of analysis scope* and *testing* being encountered less often. Suppressions related to *technical debt*, were also common, while *false positives* attributed to pattern matching were substantially low.

4.1 RQ1: How often are warning suppression features used?

By examining 1 425 repositories that utilize only Findbugs (1 327), Spotbugs (176), or both tools (78), we found that 168 (13%) of them contain at least one filter file warning suppression, with 132 projects being based purely on Findbugs, 12 purely on Spotbugs, and 22 on both. Similarly, 91 (7%) of the analyzed projects used at least one warning suppressing annotation, with 45 of them being only Findbugs-dependent, 9 being only Spotbugs-dependent and 28 dependent on both. In total, 20 (2%) of these projects used both warning suppression features, signifying that the tools examined but also their warning suppression features are not mutually exclusive. Furthermore, Findbugs seems to be the most popular tool, while Spotbugs is only used in 12% of the projects, and often co-exists with Findbugs, showing that the transition from Findbugs to Spotbugs is not yet complete.

A further analysis of the popularity of warning suppressions, seen in Figure 4, reveals the patterns developers tend to follow. Warnings pertaining to *bad practices* and *style* are most often suppressed in warning suppression configurations, accounting for 22% each. Significantly fewer suppressions are linked to *security* (4%), *internationalization* (2%), *experimental* (1%) and *plugin-related* warnings (<1%). On the other hand, in source code annotations, *style*-related warnings are most commonly suppressed, followed closely

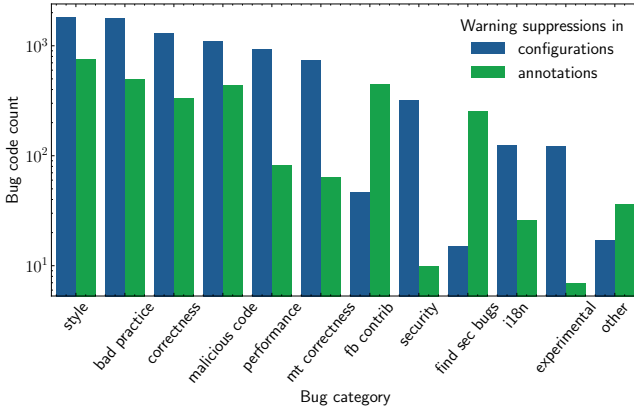


Figure 4: Warning suppressions per bug category found inside warning suppression configurations and annotations

by *plugin-related* warnings. *bad practices* and *malicious code* follow, with 17% and 15% respectively,

Most categories follow a similar pattern in terms of their frequency of suppression across the two suppression methods, with the exception of *performance*, *multi-threaded correctness*, and *plugin-related* warnings. In the first two cases, suppression through annotations is significantly less likely to occur compared to their occurrence via configurations. In the case of *plugin-related* warnings, the opposite is true.

The number of bug pattern warning suppressions per one million lines of code for each bug category is also calculated, seen in Figure 5. Most categories follow a similar distribution in both filter file and annotation induced suppressions, being skewed towards the lower values, centered around zero and three suppressions per million lines of code. Furthermore, filter file suppressions tend to be greater in terms of both mean references and total observations. Exceptions to the rules above are the *malicious code*, *style*, and *plugin-related* categories, where the mean value of warning suppressing annotations is higher than that of configurations. This however, involves only a single or a few bug codes referenced repeatedly. Similar outliers of frequent references are observed in the *bad practice*, *multi-threaded correctness*, *malicious code* categories, of filter file suppressions.

Table 1: The scope of warning suppressions.

	Config. Files		Annotations		Total	
	count	%	count	%	count	%
Project	1 002	11			1002	8
Package	849	9	0	<1	849	3
Class	3 391	41	1 152	39	4 543	40
Method	2 873	35	1 405	48	4 295	38
Field	690	8	336	11	1026	9
Other	0	<1	50	<1	50	<1
Total	8 298		2 943		11 240	

The scope of warning suppressions is also examined in Table 1, showing that the majority of exclusions occur at *class* (41%)

scope in the context of warning suppressing configurations, and *method* (48%) scope in the case of annotations. The results also show that annotations tend to be applied more judiciously and have a more limited scope than configurations.

4.2 RQ2: Which warning suppression features are used in static analysis?

The analysis of the 8 298 configuration and 2 943 annotation bug patterns revealed the existence of 512 and 386 distinct bug codes respectively. These codes fell into 12 separate categories, inclusive of the plugins *find security bugs* and *FB contrib.*, depicted in Figure 4.

In relation to the plugins, *find security bugs* *FB contrib.* were used in 6 (3%) and 5 (2%) out of 209 projects utilizing warning suppression configurations respectively. Similarly, in the 95 projects utilizing annotations, these plugins were observed in 6 (6%) projects each.

Table 2: Warning suppression categories for the first quantile of most referenced bug codes, for warning suppressing configurations and annotations.

Category	Config. Files		Annotations		Total	
	count	%	count	%	count	%
Style	25	20	17	18	42	19
Bad practice	23	18	19	20	42	19
Correctness	28	22	13	14	41	18
Malicious Code	16	13	7	7	23	10
Performance	17	13	5	5	22	10
FB contrib.	0	< 1	21	22	21	9
MT correctness	8	6	4	4	12	5
Security	8	6	0	< 1	8	4
Find sec. bugs	0	< 1	6	6	6	3
I18N	2	2	1	1	3	1
Other	0	0	3	3	3	1
Experimental	1	1	0	< 1	1	< 1
Total	128		96		224	

Table 2 displays the distribution of warning suppression feature categories for the first percentile of most referenced bug codes, for warning suppression configurations and warning suppression annotations. In terms of frequency, the categories of *style*, *bad practice*, and *correctness* rank highest, representing 19%, 19%, and 18% of total suppressions, respectively. This indicates that these types of warnings, potentially due to their broad, context dependent, and sometimes subjective nature, are most often deemed unactionable or difficult to fix.

The *malicious code* category also stands out, especially in warning suppressing configurations, where it accounts for 13% of the total observations, suggesting that warnings related to potential vulnerabilities are often suppressed in this method.

Interestingly, bug codes from the *FB contrib.* plugin are predominantly suppressed via annotations, amounting to 22% of total annotation suppressions. Conversely, there are almost no corresponding warning suppression configurations. This implies that warnings introduced by plugins are more prone to suppression via annotations.

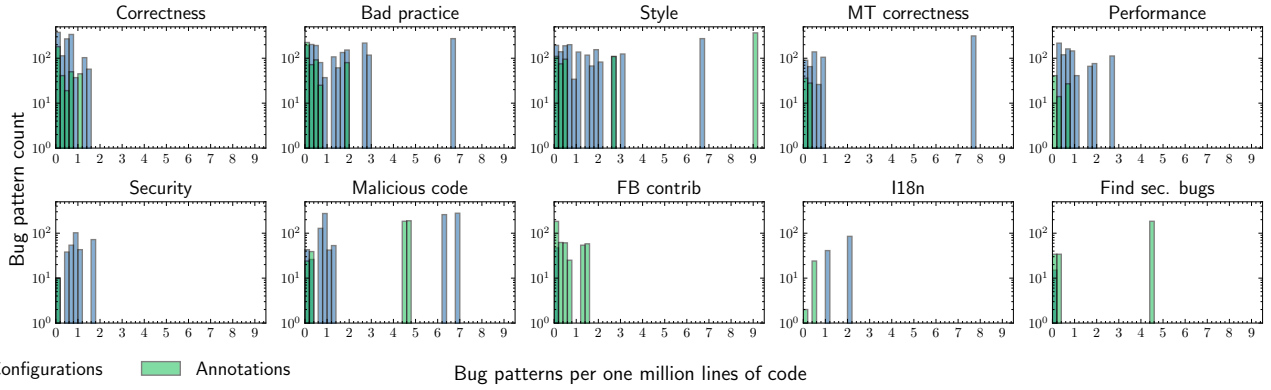


Figure 5: Distribution of total bug pattern warning suppressions per one million lines of code per bug category for warning suppressing configurations and annotations.

The *security* category, is relatively less suppressed, especially via annotations. This is a promising finding, suggesting that developers take security-related warnings more seriously.

In Figure 5 summarized in the previous section, several outliers become apparent when examining bug codes encountered across warning suppressing features. The most frequently detected bug in both datasets is *URF: unread public/protected field*, signifying similar priorities between the two warning suppression features. The recurrent appearance of both *EI: expose rep.* and *EI: expose rep. 2* in both warning suppression configurations and features suggests that warnings related to the exposure of the code’s internal representation are often perceived as either unactionable or overly complex to address.

Notably, bug codes introduced by the *FB contrib.* plugin, specifically *MDM: thread yield* and *PRMC: likely redundant method call*, are uniquely prevalent in the annotations. This implies that warnings introduced by plugins are often addressed via annotation-based suppressions. These bug codes are commonly associated with malpractices like misuse of `thread.yield()`, `thread.sleep()` methods, and redundant method calls, which are regularly suppressed.

4.3 RQ3: For what purposes are static analysis warning suppression annotations used? & RQ4: How could the use of static analysis warning suppression annotations be avoided?

Through the categorization described in Section 3.6, 370 exclude filter matches and 340 annotation matches were examined. Our findings regarding the uses of static analysis warning suppression annotations are summarized in Table 3.

Suppressions were assigned one category and one subcategory, based on the rationale behind their usage (Figure 3).

It is worth noting that the two suppression methods had a similar distribution among the bug categories. *Unactionable warnings* had the largest count, followed by *technical debt* and *unactionable*. *Technical debt* was more common in annotations. Regarding subcategories, *short-term technical debt* was more common in both

Table 3: Category frequencies derived from manual coding of warning suppressing feature samples.

Category	Config. Files		Annotations	
	count	%	count	%
False Positive	17	5	15	4
Technical Debt	101	27	101	34
Short-term Technical Debt	53	14	96	28
Long-term Technical Debt	48	13	20	6
Unactionable	250	68	209	61
Wrong Tool Assumption	148	40	115	34
Testing	25	7	55	16
Outside of Analysis Scope	77	21	39	11
Total	368		340	

methods, but was encountered almost as often as *long-term technical debt* in warning suppressing configurations. Configurations also seemed to ignore warnings *outside of analysis scope* more often. This is justified by the fact that warning suppressing annotations are more precise while configurations can be used to suppress a larger set of warnings with just a single rule.

5 DISCUSSION AND IMPLICATIONS

The use of warning suppression features in static analysis tools points towards the existence of broader issues such as tool inaccuracies, improper configurations, and misapplications. Common suppression patterns like *testing* or application on *irrelevant contexts*, further imply a need for better tool settings to filter out unrelated warnings. In our study, we note a lower rate of false positives (5%) than previous work [22, 24, 37]. Interestingly, we observed that silenced warnings are less likely to refer to false positives. Consequently, our findings suggest the need for resources to be directed towards improving report quality, automating error correction, and providing better support for developers, rather than solely focusing on tool precision. This will encourage the timely resolution of warnings, and minimize dependency on warning suppression

The majority of exclusions occur at the *class* scope (41%) in the context of warning suppression configurations, and at the *method* scope (48%) in the case of warning suppression annotations. This finding suggests that most produced warnings are in some way useful and are not broadly dismissed at a project level.

Contrary to our initial expectations, the majority of filter file suppressions did not target the entire project, suggesting that developers are making efforts to address warnings at a more granular level. This observation highlights the potential for static analysis tools to be more useful and less intrusive if their warning generation could be refined.

The disparity that exists between the coverage scopes of these two suppression methods can be attributed to their distinct nature: annotations, due to their direct application, offer a more swift and straightforward solution to select bug patterns, whereas configurations facilitate more comprehensive rules capable of suppressing a wide range of bug patterns simultaneously, potentially even on a global scale. Therefore, it is more likely to encounter a filter file rule that excludes a group of bug patterns rather than an annotation.

However, the situation changes when considering the coverage of tool plugins. In this context, the coverage of *find security bugs* and *FB contrib* appears substantially reduced. This outcome is anticipated, given that these tools almost double the number of relevant bug patterns collectively while being utilized by only a fraction of the studied projects. Moreover, it is more likely to find annotations rather than configurations used to suppress plugin warnings, which might be explained by the precision that annotations provide. As plugins offer a specialized set of checks typically related to specific sections of a project's code, a more explicit mechanism is preferable for managing these warnings.

With respect to the frequency of bug pattern suppression features within a project, the study finds that the majority occur no more than three times per million source lines of code. Conversely, a smaller set of bug patterns are referenced multiple times exhibiting a fat tail distribution. This repetitive suppression of particular warning fixes can be attributed to several possible factors. These could range from the existence of *false positives* due to inaccuracies in the tool's bug pattern detection, to developers deliberately allowing certain bug patterns to persist, potentially contributing to the accumulation of *technical debt*. Importantly, the existence of such sporadic high-frequency outliers suggests a need for tool maintainers to concentrate their improvement efforts on a select number of bug patterns that are more frequently suppressed or ignored. This leads us to the first implication.

IMPLICATION 1. *A large number of bug pattern warning suppressions are rarely referenced while a small number of bug patterns receive the majority of suppressions, suggesting that tool maintainers should focus on improving the accuracy and relevancy of these frequently suppressed bug patterns first.*

This implication means that tool maintainers should revise bug detection algorithms, focusing on the categories that experience high suppression rates. Moreover, they should provide clear guidance to developers regarding the optimal and relevant scopes of tool

application, especially for categories that experience low suppression rates, to maximize the tool's utility and efficiency in improving code quality.

The category distribution data outlined in Sections 4.1 and 4.2 reveal several interesting aspects of how developers use static analysis tools to suppress warnings. With categories such as *style*, *bad practice*, and *correctness* dominating warning suppressions, this could suggest that the tools currently being used generate a large number of false positives in these areas. Consequently, developers may perceive warnings in these categories as less accurate or less applicable, resulting in a higher number of suppressions. It also indicates the subjective nature of these categories, which may not align with a team's coding standards or the specific context of the project.

The distinctive behavior observed for the *FB contrib* plugin, where warnings are primarily suppressed through annotations, could indicate a discrepancy between the issues the plugin identifies and the developers' priorities. This could also suggest that the warnings produced by the plugin might be more nuanced or less understood, prompting developers to suppress them more frequently.

Additionally, the difference in the treatment of *security* and *malicious code* categories is also intriguing. The apparent attention to the *security* category hints towards a general awareness and sensitivity regarding security issues among developers. On the other hand, the more frequent suppression of *malicious code* warnings, especially in warning suppressing configurations, raises questions about whether these warnings are considered less crucial or less actionable.

Regarding the reasons behind the use of tool warning suppression annotations most of them were categorized as *unactionable*. This primarily involves *wrong tool assumptions*, where the tool accurately identifies a potential code smell pattern, but some or all of its assumptions do not hold true for the specific case, or the suggested fix would be over-engineered and not justify the effort required.

A prime example of this is the *HE: equals no hashCode* bug pattern. While the tool accurately warns when a class overrides `equals(Object)`, but does not override `hashCode()`, this warning can be irrelevant if the `equals` method is implemented via a different mechanism than `hashCode` comparison. Instances were also found where the warning-triggering code was correct, but the proposed fix could make the code more complex, without offering substantial benefits. This suggests that many static analysis tools rely on overly restrictive conditions that may not improve overall code quality in the eyes of developers.

To mitigate the occurrence of such unactionable warnings, language constructs like `NotNull` and `Nullable` annotations could be used to guide static analysis, improving the accuracy of the pattern matchers. The sensitivity of the analysis could be adjusted to incorporate bug patterns with higher severity at the cost of analysis recall. Furthermore, bug descriptions could be split into multiple subcategories, each with its own pattern matcher, to enhance specificity and accuracy. The descriptions could also include example fixes to serve as a guideline for developers, a feature currently absent in most bug descriptions. These insights lead to the following implication.

IMPLICATION 2. *The prevalence of wrong tool assumption warnings suggests the need for tool refinement to improve effectiveness, accuracy, and documentation. Mitigating these could involve more precise bug code definitions, optimized tool configurations, improved code annotation, and programming language enhancements.*

Similarly, many warnings were categorized as *technical debt*. These types of warnings were more frequently found in warning suppression annotations than in configurations. Moreover, annotations appear to focus more on *short-term technical debt*, while suppression configurations on *long-term technical debt*. This difference can be attributed to the nature of each warning: annotations often quickly mask warnings whose fix may be simple, but not worth the effort to address immediately. They might also serve as reminders for developers to address the issue in future iterations.

Warning suppression configurations, on the other hand, apply to a broader set of warnings and code fragments, masking changes that are likely more complex and require significant refactoring. A direct approach to reducing the number of warnings attributed to technical debt would involve programmers spending more time resolving simpler issues. The static analysis tool could also provide a more detailed description of the warning causes and recommended fixes to encourage developers to address the problem when the warning is generated, rather than delaying its resolution.

As a recommendation, annotations should only be used for *short-term technical debt* and should be resolved as early as possible, while *long-term technical debt* should be managed at the project level instead of being annotated. These findings lead to the following implication.

IMPLICATION 3. *The abundance of technical debt could indicate low code quality and procrastination, but also a lack of guidance from the tool. Mitigating this would require improving code quality standards to the extent possible, while making static analysis warnings more descriptive and providing fix recommendations to prompt more immediate resolution. Tools that automate the fixes could also be employed or developed.*

Additional common instances of warning suppression were identified in *testing* and *outside of analysis scope* scenarios. The former was more prevalent in warning suppressing annotations, while the latter was common in configurations. Such suppressions are often used for warnings found in test cases or in irrelevant contexts, such as non-Java files and external libraries. This suggests that the tool was sometimes applied in the wrong context, as many of the code quality requirements do not apply to test code or file types of different languages or formats.

Interestingly, annotations were commonly found in *testing* cases. This could suggest that developers may not realize that many static analysis assumptions do not hold for test code. Once the warning occurred, the developer might recognize that it is *unactionable*, suppress it, and not take the time to properly reconfigure the analysis to ignore test code. Consequently, instead of suppressing warnings that may occur in these cases through annotations, the tool should be configured to selectively ignore test code and other irrelevant scenarios. It might also be worth improving test frameworks to minimize the need for cases that trigger such warnings.

This practice could not only decrease warning irrelevance but also improve the overall performance of the analysis, leading to the following implication.

IMPLICATION 4. *Test cases and utility source files (i.e. automatically generated files) written in other languages, though part of the project's code, often do not adhere to the same code quality requirements. Static analysis should be properly configured through the tool's configuration files, instead of annotations, leading to cleaner code and improved analysis performance.*

In order to reduce the use of static analysis warning suppression features, it is imperative to possess a comprehensive understanding of the categories of warnings and the rationale behind each. This entails mitigating the number of false positives, promoting a codebase environment that encourages the timely resolution of identified warnings, and enhancing the specificity and scope of our tooling. These collective efforts can significantly decrease the reliance on warning suppression configurations and annotations.

Remarkably, the rate of false-positive warnings in our study was considerably lower (13%) than the lowest estimate in previous work [22, 24, 37]. This discrepancy could be attributed to our focus on warning suppressions rather than all warnings generated by the tools. To alleviate the effect of false positives, improvements in the quality of data flow analysis and pattern matchers are necessary. However, this might slow the analysis down, making it impractical for larger projects. This leads us to Implication 5.

IMPLICATION 5. *Warnings that are ignored are significantly less likely to refer to static analysis defects (false positives) compared to warnings that are difficult to be acted upon. Hence, efforts to improve tools would be better invested in improving reporting, automated error correction, and guidance to software practitioners, rather than increasing tool accuracy.*

Finally, the results of our study demonstrate a heavy reliance on warning suppression features, indicating a need for alternative solutions to manage warnings. This overuse of suppressions could be attributed to either the lack of understanding about the warnings themselves or the inadequacy of the tools to adequately communicate the nature and impact of the warnings. Relevant literature has proposed assigning the responsibility of resolving warnings to a dedicated developer team as a solution, to promote a uniform way of addressing unactionable warnings, but has not been widely adopted [2]. Similar recommendations include temporary warning suppression, to allow developers to focus on more pressing issues [18]. Improving the tool's provided information towards the developer through IDE integrations [29] like heatmaps [32] or text popups is another approach for tackling this issue.

Throughout the categorization process, we observed a low quality in the descriptions of bug patterns. Improvements in the warning messages, inclusion of additional context for warnings, or even integration of interactive features as done in similar static analyzers, like ESLint,⁶ would facilitate a deeper understanding of the warnings. This enhanced communication would not only reduce the

⁶<https://eslint.org/docs/rules/>

dependency on warning suppressions, but also potentially lead to a cleaner, safer codebase.

IMPLICATION 6. *Improving the communicative and educational aspects of static analysis tools can significantly reduce the need for warning suppression annotations. As developers gain a better understanding of the warnings, they are more likely to address them directly or properly configure their tools in advance, instead of resorting to suppressions.*

6 THREATS TO VALIDITY

The study's external validity as far as generalizability is concerned suffers by examining only two widely used static analysis tools, Findbugs and Spotbugs, targeting a single language, Java, rather than a larger array of similar software. Despite this, when evaluated in comparative studies, both analyzers are able to capture an equally wide range of defects as similar tools, while many related studies have also deemed them representative. Furthermore, results only target Java-based projects, and therefore some categorization labels do not always apply to tools that target other programming languages.

There are also concerns regarding the internal validity of the study due to the limited number of samples analyzed. The canonicalization of warning suppressions, in combination with the sampling technique used, resulted in homogeneous observations, but may have compromised the accuracy of the context. For example, the reasoning behind suppressing an entire bug category may differ from that of suppressing a specific bug pattern within the same category.

Moreover, external validity could suffer from the steps of the study's methodology that involve subjective judgment. These include the classification of true false-positive annotations, the labeling of the reasons why static analysis warning-suppressing annotations were used, and the resolution of the way to avoid the use of each examined annotation. To mitigate this, the authors have verified the results of the manual coding process through Cohen's Kappa inter-rater agreement coefficient, which was found to be substantial for both filter file ($\kappa = 0.811$) and annotation ($\kappa = 0.895$) categorizations.

Another potential limitation relates to the use of regular expressions to identify and analyze bug pattern suppression annotations in the projects' source code. While using advanced methods of program analysis (i.e. using a program's abstract syntax tree) could offer better parsing accuracy, it would likely slow down the implementation and analysis process to infeasible levels. However, it's worth noting that only a handful of results were omitted from the final dataset due to parsing errors.

7 CONCLUSIONS AND FUTURE WORK

This study extends prior work by carrying out an empirical evaluation of popular Java-based static analysis tools, analyzing the reasons static analysis warning-suppressing annotations and configurations are employed. The analysis indicates that almost all warnings could be suppressed, but it's typically only a small portion of bug patterns that get suppressed in each project. This pattern is

more prominent when examining source code annotations, whereas configurations usually address a larger group of warnings.

Contrary to the findings of prior studies, false positives only made up a minor proportion of the analyzed suppressions. However, there was a substantial number of suppressions that introduced technical debt, which could suggest a disregard for code quality on the part of developers or a lack of guidance from the tool. There were also numerous suppressions caused by misleading suggestions and incorrect assumptions, indicating a need for improved bug pattern definition by tool maintainers and better code annotation from the users. Lastly, instances were discovered where test cases resulted in unactionable warnings from Findbugs and Spotbugs, emphasizing the need for software practitioners to properly configure static analysis in their projects.

Future research in this area can examine how these patterns of suppression vary across different static analysis tools and programming languages, to investigate whether the usage patterns identified in this study are universal or specific to Findbugs and Spotbugs in Java. Moreover, a similar approach could be taken to explore the use of suppression annotations in dynamically typed languages. A deeper understanding of the decision-making process of developers when deciding to suppress warnings would also be valuable, possibly through surveys or interviews with software practitioners to gather qualitative data. Finally, in line with the findings of this study, future work could explore more sophisticated approaches to the automatic detection and categorization of suppression annotations in the source code to further refine the accuracy of these investigations.

8 DATA AVAILABILITY

The anonymized dataset, that supports the findings of this study is available on Zenodo⁷.

REFERENCES

- [1] Nathaniel Ayewah and William Pugh. The google findbugs fixit. In *Proceedings of the 19th International Symposium on Software Testing and Analysis, ISSTA '10*, page 241–252, New York, NY, USA, 2010. Association for Computing Machinery. ISBN 9781605588230. doi: 10.1145/1831708.1831738. URL <https://doi.org/10.1145/1831708.1831738>.
- [2] Nathaniel Ayewah, William Pugh, J David Morgenthaler, John Penix, and YuQian Zhou. Evaluating static analysis defect warnings on production software. In *Proceedings of the 7th ACM SIGPLAN-SIGSOFT workshop on Program analysis for software tools and engineering*, pages 1–8, 2007.
- [3] Nathaniel Ayewah, William Pugh, David Hovemeyer, J David Morgenthaler, and John Penix. Using static analysis to find bugs. *IEEE software*, 25(5):22–29, 2008.
- [4] Bence Babati, Gábor Horváth, Viktor Májer, and Norbert Pataki. Static analysis toolset with clang. In *Proceedings of the 10th International Conference on Applied Informatics (30 January–1 February, 2017, Eger, Hungary)*, pages 23–29, 2017.
- [5] Moritz Beller, Radjino Bholanath, Shane McIntosh, and Andy Zaidman. Analyzing the state of static analysis: A large-scale evaluation in open source software. In *2016 IEEE 23rd International Conference on Software Analysis, Evolution, and Reengineering (SANER)*, volume 1, pages 470–481, 2016. doi: 10.1109/SANER.2016.105.
- [6] Foteini Cheirdari and George Karabatis. Analyzing false positive source code vulnerabilities using static analysis tools. In *2018 IEEE International Conference on Big Data (Big Data)*, pages 4782–4788, 2018. doi: 10.1109/BigData.2018.8622456.
- [7] Brian Chess and Gary McGraw. Static analysis for security. *IEEE security & privacy*, 2(6):76–79, 2004.
- [8] William G Cochran. *Sampling techniques*. John Wiley & Sons, 1977.
- [9] Jacob Cohen. A coefficient of agreement for nominal scales. *Educational and psychological measurement*, 20(1):37–46, 1960.
- [10] Juliet M Corbin and Anselm Strauss. Grounded theory research: Procedures, canons, and evaluative criteria. *Qualitative sociology*, 13(1):3–21, 1990.

⁷10.5281/zenodo.10119397

- [11] Vinicius Rafael Lobo de Mendonca, Cassio Leonardo Rodrigues, Fabrizio Alphonso A de MN Soares, and Auri Marcelo Rizzo Vincenzi. Static analysis techniques and tools: A systematic mapping study. *ICSEA*, 2013.
- [12] Anjana Gosain and Ganga Sharma. Static analysis: A survey of techniques and tools. In *Intelligent Computing and Applications*, pages 581–591. Springer, 2015.
- [13] Andrew Habib and Michael Pradel. How many of all bugs do we find? a study of static bug detectors. In *2018 33rd IEEE/ACM International Conference on Automated Software Engineering (ASE)*, pages 317–328. IEEE, 2018.
- [14] Quinn Hanam, Lin Tan, Reid Holmes, and Patrick Lam. Finding patterns in static analysis alerts: improving actionable alert ranking. In *Proceedings of the 11th working conference on mining software repositories*, pages 152–161, 2014.
- [15] Sarah Heckman and Laurie Williams. A model building process for identifying actionable static analysis alerts. In *Proceedings of the 2009 International Conference on Software Testing Verification and Validation, ICST '09*, page 161–170. USA, 2009. IEEE Computer Society. ISBN 9780769536019. doi: 10.1109/ICST.2009.45. URL <https://doi.org/10.1109/ICST.2009.45>.
- [16] Sarah Smith Heckman. Adaptively ranking alerts generated from automated static analysis. *XRDS: Crossroads, The ACM Magazine for Students*, 14(1):1–11, 2007.
- [17] Nasif Imtiaz and Laurie Williams. A synopsis of static analysis alerts on open source software. In *Proceedings of the 6th Annual Symposium on Hot Topics in the Science of Security, HotSoS '19*, New York, NY, USA, 2019. Association for Computing Machinery. ISBN 9781450371476. doi: 10.1145/3314058.3317295. URL <https://doi.org/10.1145/3314058.3317295>.
- [18] Brittany Johnson, Yoonki Song, Emerson Murphy-Hill, and Robert Bowdidge. Why don't software developers use static analysis tools to find bugs? In *2013 35th International Conference on Software Engineering (ICSE)*, pages 672–681, 2013. doi: 10.1109/ICSE.2013.6606613.
- [19] Brittany Johnson, Yoonki Song, Emerson Murphy-Hill, and Robert Bowdidge. Why don't software developers use static analysis tools to find bugs? In *2013 35th International Conference on Software Engineering (ICSE)*, pages 672–681. IEEE, 2013.
- [20] Hong Jin Kang, Khai Loong Aw, and David Lo. Detecting false alarms from automatic static analysis tools: How far are we? In *Proceedings of the 44th International Conference on Software Engineering, ICSE '22*, page 698–709, New York, NY, USA, 2022. Association for Computing Machinery. ISBN 9781450392211. doi: 10.1145/3510003.3510214.
- [21] Sunghun Kim and Michael D Ernst. Which warnings should i fix first? In *Proceedings of the 6th joint meeting of the European software engineering conference and the ACM SIGSOFT symposium on The foundations of software engineering*, pages 45–54, 2007.
- [22] Ted Kremenek and Dawson Engler. Z-ranking: Using statistical analysis to counter the impact of static analysis approximations. In *International Static Analysis Symposium*, pages 295–315. Springer, 2003.
- [23] Luigi Lavazza, Davide Tosi, and Sandro Morasca. An empirical study on the persistence of spotbugs issues in open-source software evolution. In *International Conference on the Quality of Information and Communications Technology*, pages 144–151. Springer, 2020.
- [24] Valentina Lenarduzzi, Savanna Lujan, Nytti Saarimaki, and Fabio Palomba. A critical comparison on six static analysis tools: Detection, agreement, and precision. *arXiv preprint arXiv:2101.08832*, 2021.
- [25] Guangtai Liang, Ling Wu, Qian Wu, Qianxiang Wang, Tao Xie, and Hong Mei. Automatic construction of an effective training set for prioritizing static analysis warnings. In *Proceedings of the 25th IEEE/ACM International Conference on Automated Software Engineering, ASE '10*, page 93–102, New York, NY, USA, 2010. Association for Computing Machinery. ISBN 9781450301169. doi: 10.1145/1858996.1859013. URL <https://doi.org/10.1145/1858996.1859013>.
- [26] Kui Liu, Dongsun Kim, Tegawendé F Bissyandé, Shin Yoo, and Yves Le Traon. Mining fix patterns for findbugs violations. *IEEE Transactions on Software Engineering*, 47(1):165–188, 2018.
- [27] Diego Marcilio, Carlo A Furia, Rodrigo Bonifácio, and Gustavo Pinto. Spongebugs: Automatically generating fix suggestions in response to static code analysis warnings. *Journal of Systems and Software*, 168:110671, 2020.
- [28] Nuthan Munaiah, Steven Kroh, Craig Cabrey, and Meiyappan Nagappan. Curating github for engineered software projects. *Empirical Software Engineering*, 22(6):3219–3253, 2017.
- [29] Emerson Murphy-Hill and Andrew P. Black. An interactive ambient visualization for code smells. In *Proceedings of the 5th International Symposium on Software Visualization, SOFTVIS '10*, page 5–14, New York, NY, USA, 2010. Association for Computing Machinery. ISBN 9781450300285. doi: 10.1145/1879211.1879216. URL <https://doi.org/10.1145/1879211.1879216>.
- [30] Marcus Nachtigall, Lisa Nguyen Quang Do, and Eric Bodden. Explaining static analysis-a perspective. In *2019 34th IEEE/ACM International Conference on Automated Software Engineering Workshop (ASEW)*, pages 29–32. IEEE, 2019.
- [31] Marcus Nachtigall, Michael Schlichtig, and Eric Bodden. A large-scale study of usability criteria addressed by static analysis tools. In *Proceedings of the 31st ACM SIGSOFT International Symposium on Software Testing and Analysis*, pages 532–543, 2022.
- [32] B. Oberg and D. Notkin. Error reporting with graduated color. *IEEE Software*, 9(6):33–38, 1992. doi: 10.1109/52.168856.
- [33] Joonyoung Park, Inho Lim, and Sukyoung Ryu. Battles with false positives in static analysis of javascript web applications in the wild. In *2016 IEEE/ACM 38th International Conference on Software Engineering Companion (ICSE-C)*, pages 61–70. IEEE, 2016.
- [34] Andreas Podelski, Martin Schäfer, and Thomas Wies. Classifying bugs with interpolants. In *International Conference on Tests and Proofs*, pages 151–168. Springer, 2016.
- [35] Zachary P Reynolds, Abhinandan B Jayanth, Ugur Koc, Adam A Porter, Rajeev R Raje, and James H Hill. Identifying and documenting false positive patterns generated by static code analysis tools. In *2017 IEEE/ACM 4th International Workshop on Software Engineering Research and Industrial Practice (SER&IP)*, pages 55–61. IEEE, 2017.
- [36] N. Rutar, C.B. Almazan, and J.S. Foster. A comparison of bug finding tools for java. In *15th International Symposium on Software Reliability Engineering*, pages 245–256, 2004. doi: 10.1109/ISSRE.2004.1.
- [37] Haihao Shen, Jianhong Fang, and Jianjun Zhao. Efindbugs: Effective error ranking for findbugs. In *2011 Fourth IEEE International conference on software testing, verification and validation*, pages 299–308. IEEE, 2011.
- [38] Carmine Vassallo, Sebastiano Panichella, Fabio Palomba, Sebastian Proksch, Andy Zaidman, and Harald C. Gall. Context is king: The developer perspective on the usage of static analysis tools. In *2018 IEEE 25th International Conference on Software Analysis, Evolution and Reengineering (SANER)*, pages 38–49, 2018. doi: 10.1109/SANER.2018.8330195.
- [39] Junjie Wang, Song Wang, and Qing Wang. Is there a "golden" feature set for static warning identification? an experimental evaluation. In *Proceedings of the 12th ACM/IEEE International Symposium on Empirical Software Engineering and Measurement, ESEM '18*, New York, NY, USA, 2018. Association for Computing Machinery. ISBN 9781450358231. doi: 10.1145/3239235.3239523. URL <https://doi.org/10.1145/3239235.3239523>.
- [40] Fadi Wedyan, Dalal Alrmmun, and James M Bieman. The effectiveness of automated static analysis tools for fault detection and refactoring prediction. In *2009 International Conference on Software Testing Verification and Validation*, pages 141–150. IEEE, 2009.