

☕ COFFEE: Boost Your Code LLMs by Fixing Bugs with Feedback

Seungjun Moon^{1*} Yongho Song^{1*} Hyungjoo Chae^{1*} Dongjin Kang¹
 Taeyoon Kwon¹ Kai Tzu-iunn Ong¹ Seung-won Hwang² Jinyoung Yeo¹
 Yonsei University¹ Seoul National University²
 {lune-blue, kopf_yhs, mapoout, jinyeo}@yonsei.ac.kr
 seungwonh@snu.ac.kr

Abstract

Code editing is an essential step towards reliable program synthesis to automatically correct critical errors generated from code LLMs. Recent studies have demonstrated that closed-source LLMs (*i.e.*, ChatGPT and GPT-4) are capable of generating corrective feedback to edit erroneous inputs. However, it remains challenging for open-source code LLMs to generate feedback for code editing, since these models tend to adhere to the superficial formats of feedback and provide feedback with misleading information. Hence, the focus of our work is to leverage open-source code LLMs to generate helpful feedback with correct guidance for code editing. To this end, we present COFFEE, a collected dataset specifically designed for code fixing with feedback. Using this dataset, we construct COFFEEPOTS, a framework for **C**ode **F**ixing with **F**EEdback via **P**reference-**O**ptimized **T**uning and **S**election. The proposed framework aims to automatically generate helpful feedback for code editing while minimizing the potential risk of superficial feedback. The combination of COFFEE and COFFEEPOTS marks a significant advancement, achieving state-of-the-art performance on HumanEvalFix benchmark. Codes and model checkpoints are publicly available at <https://github.com/Lune-Blue/COFFEE>.

1 Introduction

Despite their promising capability in code generation, large language models (LLMs) of code, *i.e.*, code LLMs, usually generate source codes containing bugs that lead to undesirable outputs (Mamta and Ekbal, 2022). Hence, the task of **code editing**, which aims to automatically correct errors in codes without human effort (Wei et al., 2023; Gupta et al., 2020), is an important step in building a reliable programming assistant such as Copilot¹.

^{*}Equal contribution

¹<https://github.com/features/copilot>

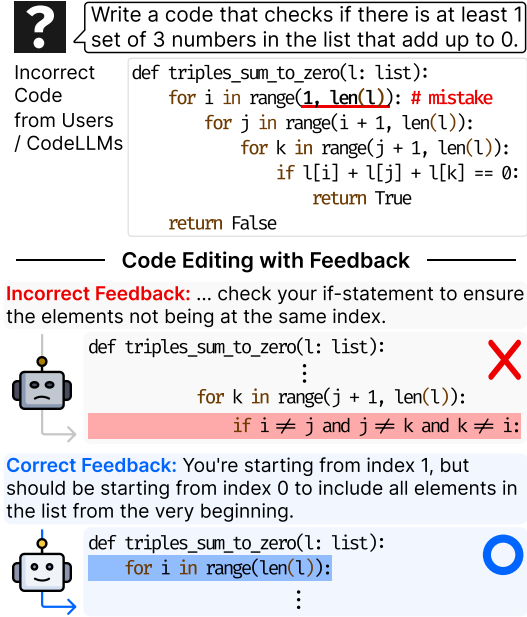


Figure 1: A motivating example where plausible but unhelpful feedback from a code LLM leads to suboptimal edits on the source code.

Prior studies (Shinn et al., 2023; Madaan et al., 2023) have shown that LLMs demonstrate promising capabilities of generating feedback to correct errors in an erroneous input. However, most of these approaches depend solely on closed-source LLMs (*e.g.*, ChatGPT and GPT-4 (OpenAI, 2023a,b)) to generate corrective feedback for code editing. This leads to high costs for API calls and potential security risks (Bommasani et al., 2022), limiting their use for research and industrial purposes. Motivated by this, we explore alternative approaches that leverage open-source code LLMs to provide feedback for better code editing performance.

Generating corrective feedback for erroneous source codes poses a significant challenge to open-source code LLMs. The problem lies in that the code LLMs are pre-trained on tasks that are misaligned with the goal of code editing. While recent work seeks to close this gap by training code LLMs

to follow instructions (Rozière et al., 2023), these instructions do not usually include detailed explanations for error correction, rendering them less suitable for code editing. As a result, the code LLMs tend to generate plausible feedback with unhelpful information, leading to suboptimal edits from code editing models as illustrated in Figure 1.

To address this issue, we present ☕**COFFEE**, a dataset curated for **CO**de **F**ixing with **FE**edback. Our dataset is constructed from edit histories in competitive programming platforms such that the collected dataset reflects the general pattern of error correction from human users. Using a closed-source LLM, we annotate corrective feedback for incorrect solutions and apply several filters to ensure the quality of the annotated dataset.

Using the collected dataset, we construct **COFFEEPOTS**, a framework for **CO**de **F**ixing with **FE**edback via **P**reference-**O**ptimized **T**uning and **S**election. Our framework consists of a critic model to generate feedback, an editor to edit codes based on the feedback, and a feedback selector to choose the best possible feedback from the critic. The intuition behind our design is that we (1) *sample* multiple plausible feedback candidates from the critic and (2) *select* the most helpful feedback for the editor. To improve the helpfulness of the feedback, we further align it with the model preference of the editor via preference tuning on the critic and preference selection from feedback selector. Our experiments show that **COFFEEPOTS** produces helpful feedback for the code editing model and achieves state-of-the-art performance on code editing benchmarks.

Our contributions are threefold: (1) We present ☕**COFFEE**, a high-quality dataset targeted for code editing with feedback. (2) We propose **COFFEEPOTS**, a framework for code editing with feedback that achieves state-of-the-art performance by providing helpful feedback for code editing. (3) We conduct extensive analysis on **COFFEEPOTS** to validate the effectiveness of our approach.

2 Related Work

Code-related tasks with LLMs. Pretraining on a massive amount of code corpora enables LLMs to generate codes for given specific problems. Chen et al. (2021) introduce Codex, which is trained on a large corpus of Python source codes, and shows that fine-tuning further boosts the capabilities of LLMs in understanding codes. More recent work

proposes instruction tuning on code LLMs (Rozière et al., 2023; Wang et al., 2023; Wei et al., 2023), where the model is trained with instructions collected from available resources such as Git commit messages. However, these models still require additional measures to edit errors that lead to critical failures during program execution (Li et al., 2022).

Code editing with LLMs. Many prior works introduce code editing methods to increase programming productivity (Mesbah et al., 2019; Ding et al., 2021; Yasunaga and Liang, 2021). The advent of LLMs has spurred an interest in leveraging LLMs for automatic program repair (Fan et al., 2023). Notably, Muennighoff et al. (2023) propose HumanEvalFix, a benchmark used to evaluate the capabilities of code LLMs on code editing.

Recent work demonstrates the capacity of LLMs to self-improve their performance by refining their responses based on reflective feedback (Madaan et al., 2023; Shinn et al., 2023). A straightforward approach to obtain feedback for code editing is to leverage feedback from programming tools (e.g., compilers) (Gou et al., 2023; Chen et al., 2023), but such feedback lacks detailed explanations of necessary edits. More recent studies thus rely on closed-source LLMs (Zhang et al., 2023) to collect high-quality feedback for erroneous codes. However, it is often infeasible to employ these closed-source models due to the high costs and potential security risks (Bommasani et al., 2022).

3 ☕**COFFEE: Code Fixing with Feedback**


In this section, we present ☕**COFFEE**, a dataset for **CO**de **F**ixing with **FE**edback, and describe the data annotation process.

3.1 Edit History Collection

The task of code editing can be formulated as a sequence-to-sequence generation task that aims to generate an edited version of an input source code for the given programming problem. Formally, given a natural language description q of a problem and an incorrect solution y , our task is to produce an executable code y^* conditioned on the incorrect solution y such that y^* contains edits to critical errors from y and satisfies all requirements from the description q .

Training a code editing model requires a large amount of (q, y, y^*) triplets. To collect these, we leverage edit histories from online competitive programming platforms. For each natural lan-

Statistics	
# of datasets	44,782
# of total prob. set	742
Avg. solution len.	674.1
Avg. wrong code len.	649.4
Avg. feedback len.	269.0
Avg. description len.	573.9
Avg. # of submissions per user	2.7
Avg. # of hidden test cases per prob.	35.5

Table 1: Statistics of  COFFEE.

guage problem q with a correct submission y_n that passes all hidden test cases, we collect edit histories $\{y_1, y_2, \dots, y_n\}$, where $\{y_k\}_{k=1}^{n-1}$ are incorrect solutions. We construct (q, y, y^*) triplets for a given edit history by pairing each incorrect solution y_k with the correct one y_n , *i.e.*, $\{(q, y_k, y_n)\}_{k=1}^{n-1}$.

3.2 Feedback Annotation

For each of the collected triplets (q, y, y^*) , we leverage a closed-source LLM (*i.e.*, ChatGPT) to annotate feedback c that addresses critical errors in an incorrect solution y . For each pair (y, y^*) of incorrect and correct solutions of a problem q , we prompt an LLM to describe how the correct solution y^* differs from the user-submitted solution y . We assume that such natural language description serves as the feedback c that contains necessary changes from y to y^* . The prompt used for feedback annotation is in Appendix A.1.

To ensure the quality of the annotated feedback, we exclude submissions that do not follow the general pattern of code editing. Specifically, we filter out edit histories that do not contain wrong solutions or the cases where the LLM fails to find errors by mentioning that the given wrong code has no errors. We also leave out submissions from different users whose correct solutions are identical, as these solutions are usually copied from the web without undergoing editing processes.

3.3 Dataset Construction

To construct our dataset, we collect 742 programming problems from competitive programming platforms. Specifically, we collect roughly 150 problems for each of the five difficulty levels provided in the platform to make sure our dataset covers problems of varying difficulties. For each problem, we gather submission histories from 100 users whose solutions are written in Python. As the platform does not provide hidden test cases, we leverage ChatGPT to generate suitable inputs for the

correct code for each problem. By executing the correct solutions on the synthesized input cases, we obtain input-output pairs whose outputs are successfully produced without any compile errors. Following our data annotation pipeline, we collect approximately 45K edit instances (q, y, y^*, c) . Statistics of our dataset are shown in Table 1.

4 Aligning Feedback with Model Preference

Using the collected COFFEE dataset, we construct COFFEEPOTS, a framework for **C**ode **F**ixing with **F**EEdback via **P**reference-**O**ptimized **T**uning and **S**election². Figure 2 describes the overview of COFFEEPOTS and the three-phase approach to construct our framework.

4.1 Framework Overview

The challenge in feedback generation for code editing is that the model must produce helpful feedback from a large solution space that contains plausible but misleading feedback. To this end, we design a code editing framework where we sample multiple plausible feedback candidates from the solution space and select the most helpful feedback from the candidate set. As illustrated in Figure 2, our COFFEEPOTS framework consists of three key components: (1) a **critic** that generates feedback for an erroneous source code, (2) a **feedback selector** that selects the most helpful feedback among candidates from the critic, and (3) an **editor** that makes edits to incorrect solutions based on the feedback.

4.2 Phase I: Supervised Fine-tuning

We first train the critic and editor model via supervised fine-tuning (SFT) on COFFEE. We implement both models using the 7B parameter CodeL-LAMA (Rozière et al., 2023) model and train them with causal language modeling objectives:

Critic. For each instance (q, y, y^*, c) from the COFFEE dataset denoted as \mathcal{D} , the critic model θ is trained to predict the correct feedback c for the given problem description q and its incorrect solution y ,

$$\mathcal{L}_{\text{critic}} = \sum_{(q, y, c) \sim \mathcal{D}} \log p_{\theta}(c|q, y) \quad (1)$$

²We release the checkpoint of COFFEEPOTS in <https://huggingface.co/DLI-Lab/CoffeePots>.

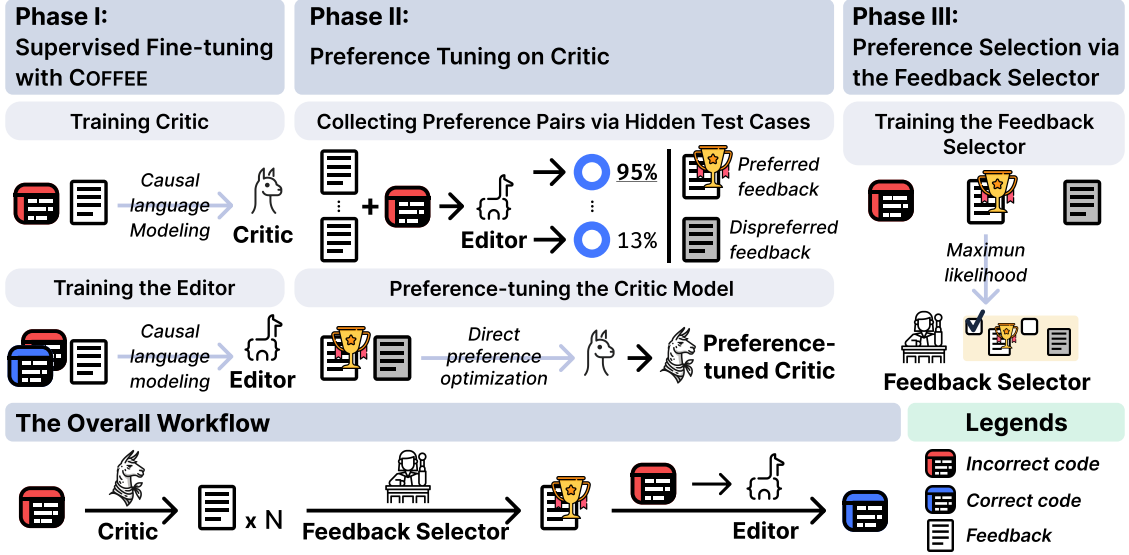


Figure 2: An overview of COFFEEPOTS. **Top**: the three-phase approach to constructing COFFEEPOTS, which includes supervised fine-tuning, preference tuning, and preference selection. **Bottom**: the overall workflow of code editing with COFFEEPOTS (Bottom).

Editor. For each instance $(q, y, y^*, c) \in \mathcal{D}$, the editor model ϕ is trained to predict the correct solution y^* conditioned on the correct feedback c as well as the problem description q and the incorrect solution y ,

$$\mathcal{L}_{\text{editor}} = \sum_{(q, y, y^*, c) \sim \mathcal{D}} \log p_{\phi}(y^* | q, y, c) \quad (2)$$

In our study, we employ QLoRA (Dettmers et al., 2023) to efficiently finetune our model. For decoding strategies, both models adopt top- p sampling (Holtzman et al., 2020) with $p = 0.95$.

4.3 Phase II: Preference Tuning on Critic

While the critic model θ trained using COFFEE learns to generate plausible feedback for an incorrect solution, the model is not trained towards increasing the helpfulness of the feedback but only mimicking the superficial format of feedback labels (Liu et al., 2022, 2023a). To address this problem, we additionally apply preference tuning on the critic model to align feedback generation with the model preference of the editor, *i.e.*, to generate helpful feedback while averting unhelpful feedback.

To facilitate preference tuning on the critic model, we first collect a set of preference pairs containing helpful and unhelpful feedback. Specifically, we sample K feedback candidates $\{c'_i\}_{i=1}^K$ for each instance (q, y, y^*, c) in COFFEE using the initially trained critic model θ . For each candidate c'_i , we generate a corresponding solution y'_i using

the editor ϕ and calculate the pass ratio of y'_i as the proportion of test cases from COFFEE where y'_i produces the correct output. The pass rate of y'_i is used as the preference score $s(c'_i)$ of the feedback candidate c'_i . For each problem q and its incorrect solution y , we form a preference pair (c^+, c^-) by selecting the candidate c^+ with the highest preference score as chosen, and the candidate c^- with the lowest preference score as reject.

Using these preference pairs we construct the preference set \mathcal{P} of (q, y, c^+, c^-) and apply Direct Preference Optimization (DPO) (Rafailov et al., 2023) on our initial critic model θ to train a preference-tuned critic model θ^* that minimizes the following objective:

$$\mathcal{L}_{\text{DPO}}(\theta^*; \theta) = - \mathbb{E}_{(q, y, c^+, c^-) \sim \mathcal{P}} \log \sigma [r(q, y, c^+) - r(q, y, c^-)] \quad (3)$$

where the function r is defined as:

$$r(q, y, c) = \frac{p_{\theta^*}(c | q, y)}{p_{\theta}(c | q, y)} \quad (4)$$

By tuning the model using preference pairs, the resulting critic model θ^* is trained to be more biased towards helpful feedback (c^+) while avoiding unhelpful feedback (c^-).

4.4 Phase III: Preference Selection with the Feedback Selector

To minimize the risk of the potential unhelpful feedback from the critic model, we implement a feedback selector as a binary classifier that chooses feedback among the sampled candidates from the critic such that the selected feedback is well-aligned with the preference of the editor. Given the critic model θ' and the editor model ϕ , we construct preference pairs (q, y, c^+, c^-) as described in §4.3 where c^+ is chosen and c^- is rejected feedback. Then we leverage the preference set to train our feedback selector ψ to classify the chosen (c^+) and rejected (c^-) feedback for each (q, y, c^+, c^-) . During inference, our selector ψ selects the feedback c^* with the highest probability among the N feedback candidates $\{c'_i\}_{i=1}^N$ sampled from the critic model θ^* using the following equation.

$$c^* = \underset{c'_i}{\operatorname{argmax}} \log(p_\psi(c'_i|q, y)) \quad (5)$$

Our framework then feeds the editor with only the selected feedback with high confidence from the selector. We assume that such confidence serves as a good approximation to the helpfulness of feedback.

5 Experiments

5.1 Experiment Setup

Benchmark. We evaluate our approach on HumanEvalFix (Muennighoff et al., 2023), which is designed to assess the ability to fix bugs in given codes. The dataset contains 164 human-written solutions with a total of 984 bugs of varying error types. Each problem in the dataset is annotated with public test cases, whose answers are given for validation, and hidden test cases, which are held-out cases used solely for evaluation. To assess the performance on HumanEvalFix, we use pass@1, which measures the proportion of problems where the model produces a solution that passes all hidden test cases in a single attempt.

Baselines. For our experiments, we consider two categories of baselines: **open-source** and **closed-source** models. Open-source baselines include models that are additionally trained from publicly available LLMs on code corpora and instruction sets. Among open-source models, OctoCoder (Muennighoff et al., 2023) is an LLM which aims to follow instructions, including improving codes by training on a mixture of Git com-

Methods	Params	Pass@1
<i>Closed-source LLMs</i>		
ChatGPT	-	39.6
GPT-4	$\geq 175\text{B}$	47.0
<i>Open-source LLMs</i>		
Instruct Code T5+	16B	2.7
BLOOMZ	176B	16.6
StarChat-B	16B	18.1
CodeGeeX2	6B	15.9
StarCoder	15.5B	8.7
OctoGeeX	6B	28.1
OctoCoder	15.5B	30.4
WizardCoder	15.5B	31.8
CodeLlama	7B	15.2
COFFEEPOTS (Ours)	7B	49.1

Table 2: Results on HumanEvalFix. Pass@1 indicates the proportion of hidden test cases where the model produces correct solutions in a single attempt.

mit data collected from Github and instruction tuning data (Köpf et al., 2023). On the other hand, closed-source baselines, *i.e.*, ChatGPT and GPT-4, are models that are trained mostly on general-domain corpora and only accessible via API. While these models demonstrate strong performance in code-related tasks thanks to their large number of parameters (OpenAI, 2023b; Liu et al., 2023b), they are trained on general-domain corpora and do not permit further parameter updates.

5.2 Results on Fixing Human-written Codes

Table 2 compares the pass@1 performance of the baselines on HumanEvalFix. We observe that COFFEEPOTS shows significantly higher performance than its open-source competitors with similar parameter sizes, *i.e.*, WizardCoder and OctoCoder. Moreover, COFFEEPOTS even outperforms the closed-source LLMs, including GPT-4 with possibly more than 175 billion parameters, achieving state-of-the-art performance on the HumanEvalFix benchmark. These results show that our proposed framework significantly enhances the model’s capability to generate and select feedback that guides towards successful code revision.

6 Analysis

6.1 Analysis on Error Types

To examine how feedback from COFFEEPOTS benefits code editing performance, we break down the performance of OctoCoder and COFFEEPOTS on HumanEvalFix by different error types. Table 3

Error types	Octocoder	COFFEEPOTS (Ours)
Value misuse (26.8 %)	43.2	54.5 (+ 11.3)
Missing logic (20.1 %)	30.3	42.4 (+ 12.1)
Excess logic (18.9 %)	25.8	51.6 (+ 25.8)
Operator misuse (15.2 %)	32.0	68.0 (+ 36.0)
Variable misuse (14.0 %)	21.7	43.5 (+ 21.8)
Function misuse (4.9 %)	37.5	37.5 (+ 0.0)
Total	30.4	49.1 (+ 18.7)

Table 3: Breakdown of pass@1 (%) performance on HumanEvalFix by different error types.

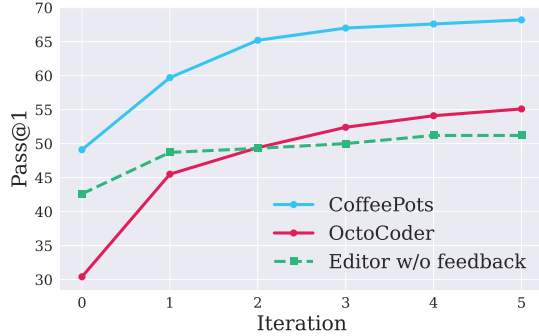


Figure 3: Performance on HumanEvalFix. We present pass@1 (%) under the iterative editing setting. **Editor w/o feedback** indicates the editor model prompted without feedback from the critic.

shows the pass@1 results from both models on the six error types defined in the HumanEvalFix dataset. Overall, we find that COFFEEPOTS consistently surpasses the OctoCoder’s editing performance for all error types. In particular, COFFEEPOTS shows much performance gain on problems with excess logic and variable misuse errors, whereas OctoCoder struggles with these types of problems. We hypothesize that these problems require a fundamental understanding of errors, and feedback from COFFEEPOTS provides the editor with effective guidance to address these problems.

6.2 Iterative Editing

Inspired by Zhang et al. (2023), we further apply our method in a practical setting where models iteratively edit codes to produce more accurate solutions. Following the process of human programming, we simulate a real-world scenario where the system validates the edited codes on public test cases (*i.e.*, without accessing the hidden test cases) and selects problems whose solutions require further editing in the next iteration. For our experiment, we employ OctoCoder and our editor model for iterative editing and compare their performance with that of COFFEEPOTS.

Methods	Pass@1
Editor w/o feedback	42.6
Supervised fine-tuning (§4.2)	38.4
+ Preference tuning (§4.3)	45.9
+ Feedback selection (§4.4)	45.1
COFFEEPOTS (Ours)	49.1

Table 4: Ablation results on our framework.

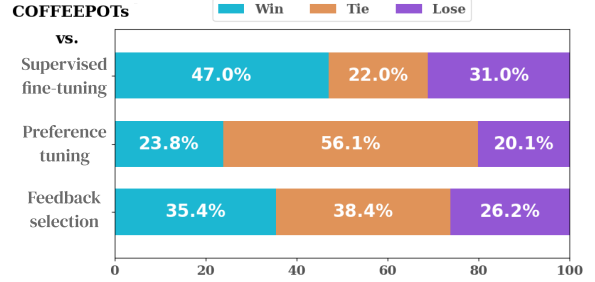


Figure 4: Evaluation results of feedback quality. The evaluation is conducted using GPT-4.

Result analysis. Figure 3 demonstrates that applying iterative editing on COFFEEPOTS leads to a consistent increase in the code editing performance, largely surpassing that of OctoCoder on all iterations. On the other hand, we observe that iterative editing without feedback from the critic (*i.e.*, Editor w/o feedback) does not improve the performance as much as COFFEEPOTS. While the editor model without feedback outperforms the baseline OctoCoder in the early iterations, the rate of improvement diminishes significantly over iterations, resulting in inferior performance to OctoCoder after the second iteration. We hypothesize that without feedback, the editor might inadvertently introduce additional errors by modifying code snippets that do not need correction, making it more challenging to fix codes with accumulated errors.

6.3 Ablation Studies

We perform ablation studies to better understand the effectiveness of each component in our framework. In this experiment, we consider the following three ablations to COFFEEPOTS. (1) **Supervised fine-tuning (SFT)**: We first implement our critic model using only supervised fine-tuning (§4.2). (2) **Preference tuning**: We then consider applying preference tuning to further train the critic model (§4.3). (3) **Feedback selection**: Finally, we pair a feedback selector with our critic model trained only using supervised fine-tuning (§4.4).

Preference alignment improves feedback quality.

We hypothesize that the performance gain in COFFEEPOTS can be attributed to the high quality of generated feedback. To validate this, we follow Liu et al. (2023c) and compare the feedback quality of COFFEEPOTS with the ablated variants by prompting GPT-4 to choose better feedback. The prompt is in Appendix A.3. In Figure 4, we observe that for almost 70% of the test cases, COFFEEPOTS produce feedback with higher quality than critic trained with only SFT. However, we also find that applying preference tuning and feedback selection narrows such gap between COFFEEPOTS. Notably, preference tuning has a significant impact on the feedback quality, as the win percentage of COFFEEPOTS decreases from 47.0% to 23.8%. This aligns with our hypothesis that preference tuning leads to more helpful feedback as the model learns to avoid generating superficial feedback.

Helpful feedback improves code editing. Table 4 compares the pass@1 performance on the HumanEvalFix benchmark for COFFEEPOTS and the three variants. We see a decrease in code editing performance when the editor is provided with feedback from the critic model trained via supervised fine-tuning. In contrast, augmenting the editor model with a critic model optimized via preference tuning brings much performance gain, showing that aligning feedback generation with the model preference of the editor improves the performance of the editor model by enhancing the helpfulness of the feedback. Moreover, the code editing performance increases when the editor is given the most helpful feedback according to the feedback selector, even when critic is not preference-tuned. Overall, our COFFEEPOTS achieves the highest result, validating the effectiveness of our approach.

7 Conclusion

This paper aims to enhance code editing with open-sourced code LLMs by automatically generating helpful feedback. To this end, we present COFFEE, a task-specific dataset for code fixing with feedback annotations. We also propose COFFEEPOTS, a framework designed to further enhance the helpfulness of feedback by aligning feedback generation with the model preference of the code editor. Through extensive experiments, we demonstrate that COFFEEPOTS achieves state-of-the-art performance on the code-editing benchmark by providing the code editor with helpful feedback.

References

- Rishi Bommasani, Drew A. Hudson, Ehsan Adeli, Russ Altman, Simran Arora, Sydney von Arx, Michael S. Bernstein, Jeannette Bohg, Antoine Bosselut, Emma Brunskill, Erik Brynjolfsson, Shyamal Buch, Dallas Card, Rodrigo Castellon, Niladri Chatterji, Annie Chen, Kathleen Creel, Jared Quincy Davis, Dora Demszky, Chris Donahue, Moussa Doumbouya, Esin Durmus, Stefano Ermon, John Etchemendy, Kawin Ethayarajh, Li Fei-Fei, Chelsea Finn, Trevor Gale, Lauren Gillespie, Karan Goel, Noah Goodman, Shelby Grossman, Neel Guha, Tatsunori Hashimoto, Peter Henderson, John Hewitt, Daniel E. Ho, Jenny Hong, Kyle Hsu, Jing Huang, Thomas Icard, Saahil Jain, Dan Jurafsky, Pratyusha Kalluri, Siddharth Karamcheti, Geoff Keeling, Fereshte Khani, Omar Khattab, Pang Wei Koh, Mark Krass, Ranjay Krishna, Rohith Kuditipudi, Ananya Kumar, Faisal Ladhak, Mina Lee, Tony Lee, Jure Leskovec, Isabelle Levent, Xiang Lisa Li, Xuechen Li, Tengyu Ma, Ali Malik, Christopher D. Manning, Suvir Mirchandani, Eric Mitchell, Zanele Munyikwa, Suraj Nair, Avanika Narayan, Deepak Narayanan, Ben Newman, Allen Nie, Juan Carlos Niebles, Hamed Nilforoshan, Julian Nyarko, Giray Ogut, Laurel Orr, Isabel Papadimitriou, Joon Sung Park, Chris Piech, Eva Portelance, Christopher Potts, Aditi Raghunathan, Rob Reich, Hongyu Ren, Frieda Rong, Yusuf Roohani, Camilo Ruiz, Jack Ryan, Christopher Ré, Dorsa Sadigh, Shiori Sagawa, Keshav Santhanam, Andy Shih, Krishnan Srinivasan, Alex Tamkin, Rohan Taori, Armin W. Thomas, Florian Tramèr, Rose E. Wang, William Wang, Bohan Wu, Jiajun Wu, Yuhuai Wu, Sang Michael Xie, Michihiro Yasunaga, Jiaxuan You, Matei Zaharia, Michael Zhang, Tianyi Zhang, Xikun Zhang, Yuhui Zhang, Lucia Zheng, Kaitlyn Zhou, and Percy Liang. 2022. [On the opportunities and risks of foundation models](#).
- Mark Chen, Jerry Tworek, Heewoo Jun, Qiming Yuan, Henrique Ponde de Oliveira Pinto, Jared Kaplan, Harri Edwards, Yuri Burda, Nicholas Joseph, Greg Brockman, et al. 2021. Evaluating large language models trained on code. *arXiv preprint arXiv:2107.03374*.
- Xinyun Chen, Maxwell Lin, Nathanael Schärli, and Denny Zhou. 2023. [Teaching large language models to self-debug](#).
- Tim Dettmers, Artidoro Pagnoni, Ari Holtzman, and Luke Zettlemoyer. 2023. Qlora: Efficient finetuning of quantized llms. *arXiv preprint arXiv:2305.14314*.
- Yangruibo Ding, Baishakhi Ray, Premkumar Devanbu, and Vincent J. Hellendoorn. 2021. Patching as translation: The data and the metaphor. In *Proceedings of the 35th IEEE/ACM International Conference on Automated Software Engineering*.
- Zhiyu Fan, Xiang Gao, Martin Mirchev, Abhik Roychoudhury, and Shin Hwei Tan. 2023. Automated repair of programs from large language models.

- Zhibin Gou, Zhihong Shao, Yeyun Gong, Yelong Shen, Yujiu Yang, Nan Duan, and Weizhu Chen. 2023. [Critic: Large language models can self-correct with tool-interactive critiquing](#).
- Kavi Gupta, Peter Ebert Christensen, Xinyun Chen, and Dawn Song. 2020. Synthesize, execute and debug: Learning to repair for neural program synthesis. In *Advances in Neural Information Processing Systems*.
- Ari Holtzman, Jan Buys, Li Du, Maxwell Forbes, and Yejin Choi. 2020. The curious case of neural text degeneration.
- Andreas Köpf, Yannic Kilcher, Dimitri von Rütte, Sotiris Anagnostidis, Zhi-Rui Tam, Keith Stevens, Abdullah Barhoum, Nguyen Minh Duc, Oliver Stanley, Richárd Nagyfi, Shahul ES, Sameer Suri, David Glushkov, Arnav Dantuluri, Andrew Maguire, Christoph Schuhmann, Huu Nguyen, and Alexander Mattick. 2023. Openassistant conversations – democratizing large language model alignment.
- Yujia Li, David Choi, Junyoung Chung, Nate Kushman, Julian Schrittwieser, Rémi Leblond, Tom Eccles, James Keeling, Felix Gimeno, Agustin Dal Lago, et al. 2022. Competition-level code generation with alphacode. *Science*, 378(6624):1092–1097.
- Jiacheng Liu, Skyler Hallinan, Ximing Lu, Pengfei He, Sean Welleck, Hannaneh Hajishirzi, and Yejin Choi. 2022. Rainier: Reinforced knowledge introspector for commonsense question answering. In *Proceedings of the 2022 Conference on Empirical Methods in Natural Language Processing*, pages 8938–8958.
- Jiacheng Liu, Ramakanth Pasunuru, Hannaneh Hajishirzi, Yejin Choi, and Asli Celikyilmaz. 2023a. Crystal: Introspective reasoners reinforced with self-feedback. *arXiv preprint arXiv:2310.04921*.
- Jiawei Liu, Chunqiu Steven Xia, Yuyao Wang, and Lingming Zhang. 2023b. Is your code generated by chatgpt really correct? rigorous evaluation of large language models for code generation. *arXiv preprint arXiv:2305.01210*.
- Yang Liu, Dan Iter, Yichong Xu, Shuohang Wang, Ruochen Xu, and Chenguang Zhu. 2023c. [G-eval: Nlg evaluation using gpt-4 with better human alignment](#).
- Aman Madaan, Niket Tandon, Prakhar Gupta, Skyler Hallinan, Luyu Gao, Sarah Wiegrefe, Uri Alon, Nouha Dziri, Shrimai Prabhumoye, Yiming Yang, Sean Welleck, Bodhisattwa Prasad Majumder, Shashank Gupta, Amir Yazdanbakhsh, and Peter Clark. 2023. [Self-refine: Iterative refinement with self-feedback](#).
- Mamta and Asif Ekbal. 2022. Adversarial sample generation for aspect based sentiment classification. In *Findings of the Association for Computational Linguistics: ACL-IJCNLP 2022*.
- Ali Mesbah, Andrew Rice, Emily Johnston, Nick Glorioso, and Edward Aftandilian. 2019. Deepdelta: Learning to repair compilation errors. In *Proceedings of the 2019 27th ACM Joint Meeting on European Software Engineering Conference and Symposium on the Foundations of Software Engineering*.
- Niklas Muennighoff, Qian Liu, Armel Zebaze, Qinkai Zheng, Binyuan Hui, Terry Yue Zhuo, Swayam Singh, Xiangru Tang, Leandro von Werra, and Shayne Longpre. 2023. Octopack: Instruction tuning code large language models. *arXiv preprint arXiv:2308.07124*.
- OpenAI. 2023a. Chatgpt. <https://openai.com/blog/chatgpt>.
- OpenAI. 2023b. [Gpt-4 technical report](#).
- Rafael Rafailov, Archit Sharma, Eric Mitchell, Stefano Ermon, Christopher D. Manning, and Chelsea Finn. 2023. [Direct preference optimization: Your language model is secretly a reward model](#).
- Baptiste Rozière, Jonas Gehring, Fabian Gloeckle, Sten Sootla, Itai Gat, Xiaoqing Ellen Tan, Yossi Adi, Jingyu Liu, Tal Remez, Jérémy Rapin, et al. 2023. Code llama: Open foundation models for code. *arXiv preprint arXiv:2308.12950*.
- Noah Shinn, Federico Cassano, Edward Berman, Ashwin Gopinath, Karthik Narasimhan, and Shunyu Yao. 2023. Reflexion: Language agents with verbal reinforcement learning. In *Proceedings of NeurIPS*.
- Yue Wang, Hung Le, Akhilesh Deepak Gotmare, Nghi D.Q. Bui, Junnan Li, and Steven C. H. Hoi. 2023. Codet5+: Open code large language models for code understanding and generation. *arXiv preprint*.
- Jiayi Wei, Greg Durrett, and Isil Dillig. 2023. [Coeditor: Leveraging Contextual Changes for Multi-round Code Auto-editing](#).
- Michihiro Yasunaga and Percy Liang. 2021. Break-it-fix-it: Unsupervised learning for program repair. In *International Conference on Machine Learning*, pages 11941–11952. PMLR.
- Kechi Zhang, Zhuo Li, Jia Li, Ge Li, and Zhi Jin. 2023. Self-edit: Fault-aware code editor for code generation. In *Proceedings of the 61st Annual Meeting of the Association for Computational Linguistics (Volume 1: Long Papers)*.

A Experimental Details

A.1 Feedback Annotation

For feedback annotation, we use `gpt-3.5-turbo-0613` among the available ChatGPT models. We apply top- p sampling and temperature by setting $p = 0.95$ and $T = 0.7$. We limit the number of generation tokens to 500 to prevent the feedback from being unnecessarily long. The prompt used for feedback annotation is shown in Table 5.

A.2 Synthesizing Hidden Test Cases for COFFEE

We prompt ChatGPT to generate hidden test cases given a problem description with X demonstrations. For efficiency, we generate 30 test cases at one API call. To separate each test case, we use `<start>` and `<end>`. The prompt is in Table 6.

A.3 Feedback Quality Evaluation

For evaluating feedback quality, we use `gpt-4-0613` among the available GPT-4 models. We prompt GPT-4 to choose one feedback among the given two options by generating one of three responses: A, B, or N. Each response indicates a different outcome: A signifies that the first feedback is better, B means the second feedback is better, and N indicates that both feedbacks are of equal quality. The prompt used for the evaluation is in Table 7.

Prompt

Generate feedback that guides the refinement from Incorrect Code to Correct Code. The feedback is not about the superficial style of the code, but about the internal logic of the code. So do not mention about the changes of variable names or the format of the code. Please point out the incorrect logic of the code and provide succinct, constructive feedback in one sentence. And please do not mention about the correct code in feedback.

- Example 1 -

Problem Description: Tom is currently at point (x, y). The rectangle has sides parallel to the coordinate axes, with the bottom left vertex at (0, 0) and the top right vertex at (w, h). Write a program to find the minimum distance to the boundary of the rectangle.

Incorrect Code:

```
x, y, w, h = map(int, input().split())
if w-x < x or h-y < y:
    if w-x < h-y:
        print(w-x)
    else:
        print(h-y)
elif w-x > x or h-y > y:
    if x < y:
        print(x)
    else:
        print(y)
```

Correct Code:

```
x, y, w, h = map(int, input().split())
resultY = min(h - y, y)
resultX = min(w - x, x)
if resultX < resultY:
    print(resultX)
else:
    print(resultY)
```

Feedback for Refining the Code: The logic in your if-statements is flawed, as you need to first independently identify the smallest distances from point (x, y) to the lines x=0, y=0, w, and h, and then find the minimum amongst them.

- Example 2 -

Problem Description: Three integers A, B, and C are given. Write a program that prints the second largest integer.

Incorrect Code:

```
A, B, C = list(map(int, input().split()))
print(max(A, B, C)) - print(min(A, B, C))
```

Correct Code:

```
data = []
a, b, c = map(int, input().split())
data.append(a)
data.append(b)
data.append(c)
data.sort()
print(data[1])
```

Feedback for Refining the Code: Your current logic is incorrect because subtracting the smallest integer from the largest doesn't necessarily give you the second largest integer. Instead, you should add the three integers to a list, sort the list, and print the second element.

- Example 3 -

Problem Description:

Incorrect Code: ...

- Example 4 -

Problem Description:

{problem description}

Incorrect Code:

{incorrect code}

Correct Code:

{correct code}

Feedback for Refining the Code:

Table 5: **The Prompt for Generating Feedback.** We prompt ChatGPT to generate feedback in a three-shot setting (Example 3 is omitted in this table).

Prompt
<p>Given the input format and python code, please provide at least 30 challenging test input values to evaluate its functionality.</p> <p>For every start of samples, please attach <start> token to indicate that the input string has started.</p> <p>Also, for every end of samples, please attach <end> token to indicate that the input string has ended.</p> <p>input format: {input format} python code: {python code} Sample:</p>

Table 6: **The Prompt for Generating Hidden Test Cases.** We prompt chatGPT to generate hidden test cases for given Python code.

Prompt
<p>Consider the following aspects when evaluate the feedback:</p> <p>Clarity: Does the feedback correctly identify the error in the code?</p> <p>Accuracy: Does it provide a technically accurate explanation of the mistake?</p> <p>Validity: Is it possible to correct from incorrect code to correct code by using feedback?</p> <p>Score each aspect from 1 to 5, with 1 being the lowest and 5 the highest. Then, calculate the average score to determine the overall effectiveness of the feedback.</p> <p>Problem Description: {problem}</p> <p>Incorrect Code: {incorrect_code}</p> <p>First feedback: {feedback_1}</p> <p>Second feedback: {feedback_2}</p> <p>Correct code: {correct_code}</p> <p>Generate your assessment in the following format:</p> <p>Assessment: [Assessment]</p> <p>INDEX: [Index] (Use A for select first feedback, B for select second feedback, or N if neither is superior)</p>

Table 7: **The Prompt for GPT-4 Evaluation.** We prompt GPT-4 to evaluate the feedback quality on coding errors, focusing on clarity, accuracy, and validity.