

# The Impact of Generative Artificial Intelligence

Kaichen Zhang<sup>1,2</sup>, Ohchan Kwon<sup>2</sup>, Hui Xiong<sup>1,2</sup>

<sup>1</sup> Hong Kong University of Science and Technology (Guangzhou)

<sup>2</sup> Hong Kong University of Science and Technology  
kzhangbi@connect.ust.hk, ohchankw@ust.hk, xionghui@ust.hk

## Abstract

The rise of generative artificial intelligence (AI) has sparked concerns about its potential influence on unemployment and market depression. This study addresses this concern by examining the impact of generative AI on product markets. To overcome the challenge of causal inference, given the inherent limitations of conducting controlled experiments, this paper identifies an unanticipated and sudden leak of a highly proficient image-generative AI as a novel instance of a "natural experiment." This AI leak spread rapidly, significantly reducing the cost of generating anime-style images compared to other styles, creating an opportunity for comparative assessment. We collect real-world data from an artwork outsourcing platform. Surprisingly, our results show that while generative AI lowers average prices, it substantially boosts order volume and overall revenue. This counterintuitive finding suggests that generative AI confers benefits upon artists rather than detriments. The study further offers theoretical economic explanations to elucidate this unexpected phenomenon. By furnishing empirical evidence, this paper dispels the notion that generative AI might engender depression, instead underscoring its potential to foster market prosperity. These findings carry significant implications for practitioners, policymakers, and the broader AI community.

## Introduction

Generative artificial intelligence (AI) seems to propel our world closer to the realm of Cyberpunk—a futuristic milieu characterized by the coexistence of "high tech and low life." This juxtaposition portrays a world where remarkable technological and scientific strides coalesce with societal breakdown, dystopia, and deterioration. The potential of generative AI is profound; it can swiftly produce intricate paintings or eloquent articles in direct response to human requisites. However, the rapid development of generative AI also begets apprehensions regarding workforce displacement and market depression, thereby amplifying prevailing social disparities and fortifying the dominance of corporate behemoths.

In response to generative AI, artists have staged mass protests with the slogan "NO to Ai generated images," a sentiment depicted in Figure 1. Additionally, the EU is also contemplating new regulations to limit generative AI use. In response, Elon Musk has appealed to the AI community to pause the development of such technology. However, he has encountered staunch opposition from others who believe



Figure 1: Artists Yelling at Generative AI.

that generative AI will not be detrimental to society. Notably, (Friedman 1953) hints that differences in views on generative AI may stem from different economic predictions, which can be resolved with compelling evidence. Thus, this paper empirically examines the impact of generative AI on product markets to bridge these gaps.

The primary hurdle in assessing the impact of generative AI lies in achieving *causal inference*. This involves establishing a genuine cause-and-effect relationship between generative AI and the key outcome variables, rather than mere correlation. A straightforward yet unsophisticated approach is to contrast the outcome variable (e.g., the number of orders) before and after the emergence of generative AI. However, this method lacks the capacity for causal inference. For instance, observing a rise in crime rates alongside increased ice cream sales doesn't imply that ice cream causes criminal behavior; the true factor may be the seasonal influence of summer. Another avenue is randomized experiments (or A/B testings), which offer the most compelling evidence for causality. Yet, applying experiments to study generative AI's impact on product markets is unfeasible. The challenge emerges from the inability to identify equivalent markets, introduce and promote new generative AI in selected markets, primarily due to the exorbitant costs involved. For instance, training a GPT-3 model incurs costs exceeding \$4.6 million. These financial, time, and human resource constraints hinder the ability to conduct such experiments.

To overcome the challenge of causal inference, we identify an unanticipated and sudden leak of a highly proficient image-generative AI as a *natural experiment*, where markets inadvertently encounter experimental and control conditions, resembling a scenario wherein nature or hackers or

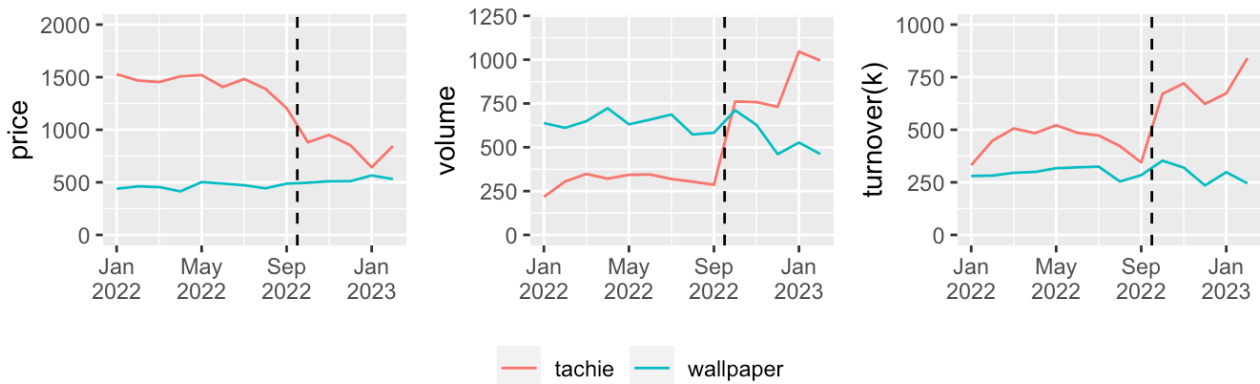


Figure 2: Model-free evidence. The three graphs show the trajectories of price, volume, and turnover for the "wallpaper" and "tachie" (anime character paintings) markets. The dashed lines represent the pivotal moment of an anime generative AI leak, designed to affect only the "tachie" market. The post-leak landscape is intriguing. While the "tachie" market experiences a dip in price, it experiences a surge in both volume and turnover, marking a departure from conventional intuition and illustrating the transformative potential of generative AI for market prosperity.

chestrate an experiment.

Among the pioneer platforms in the field, Novelai stands out as an early entrant, offering text-to-image generative AI services. These services come at a subscription fee of \$10 to \$25 per month per user. Powered by Stable Diffusion (Rombach et al. 2022), Novelai’s AI can swiftly generate anime-style images in response to specific keyword-based requests. However, in early October 2022, hackers attacked Novelai and leaked the AI model and training codes used by Novelai. Consequently, the leaked resources are accessible for download and local implementation, effectively reducing the cost of image generation to nearly zero.

The inadvertent leak, which originated in the Western world, has inadvertently reverberated throughout the Eastern world. Prior to October 2022, China lacked domestic providers of generative AI, while access to foreign alternatives was also impeded. After October 2022, however, the leaked AI, with accompanying tutorials, rapidly spread throughout China’s social media landscape. Consequently, this leak has expeditiously transitioned China from a state of being unaffected by generative AI to one of being affected.

This leak served as an ideal natural experiment. First, China constitutes an environment where painting markets remained unaffected by generative AI before the leak as stated before. Secondly, the leaked AI exclusively specializes in generating anime-style images, thereby exerting an impact solely on the anime painting markets while leaving other painting styles unaffected, allowing for a comparison between treated and control units. Thirdly, the unanticipated and sudden nature of the leak is exogenous. This attribute ensures that the product market is unlikely to have been affected by unobserved confounding factors since stakeholders had no time to react to the leak in advance. As a result, alternative explanations beyond the emergence of generative AI are effectively ruled out.

We collected 197,110 records from a major Chinese painting outsourcing platform from January 2022 to March 2023. This platform allows consumers to place orders with spec-

ifications and budgets, and artists to fulfill them. The orders are segmented into distinct markets, such as anime, UI, live2d, and wallpaper. We transformed these order records into a market-week panel dataset, focusing on average price (price), the number of orders (volume), and total revenue (turnover). Using a difference-in-differences approach, we leveraged the unintended leak as a natural experiment. We compared the anime market (treated) with the wallpaper market (control). Our findings are summarized in Figure 2.

Our analysis reveals a counterintuitive trend following the emergence of generative AI. Specifically, this emergence leads to a 64% reduction in the average price. However, it is intriguing that this reduction coincides with a remarkable 121% increase in the number of orders and a consequent 56% increase in total revenues. All estimates are statistically significant. This result suggests that rather than displacing artists, generative AI has a positive impact on their income, contributing to the industry’s overall prosperity.

We provide a theoretical explanation for this finding using the framework of the supply-and-demand model. On one hand, the emergence of generative AI has the potential to reduce demand, as consumers gain the ability to satisfy their needs autonomously using this technology. Conversely, generative AI simultaneously increases supply, given that producers become more efficient in their output. These two opposing dynamics—reduced demand and increased supply—converge to explain our observed empirical results.

The paper’s findings have significant societal implications. Practitioners should integrate generative AI into their workflows rather than resist it. Embracing this technology can increase efficiency, ultimately translating to increased revenue. Policymakers, on the other hand, should view the increase in total revenue as a broader tax base. In this light, encouraging the utilization of generative AI becomes a more favorable approach than imposing restrictions. For AI communities, in addition to advocating for greater investment, this study could assuage any unease and guilt that researchers may feel about the potential societal upheaval

caused by AI.

In conclusion, this paper makes the following contributions:

- This paper pioneers the estimation of the impact of generative AI, by exploiting an unexpected leak of a commercial generative AI as a novel natural experiment.
- This paper presents a counterintuitive finding that generative AI does not replace practitioners but instead contributes to industry prosperity, with significant societal implications for employment, legislation, and AI development.
- The natural experiment identified in this paper establishes a foundation for further research on the causal effects of generative AI—its effects on quality in product markets, on wages in labor markets, and beyond.

## Related Literature

This paper adopts empirical research methods to study generative AI, which lies in the area of generative AI and the economics of IT.

## Generative AI

Generative AI is defined as artificial intelligence (AI) algorithms that generate original outputs based on prompt inputs, which is distinguished from discriminative AI in that generative AI synthesizes the data it has been trained on and creates similar content created by human experts (Wessel et al.).

Generative AI has many applications, which can be categorized by their output format. For text, the applications include machine translation (Bahdanau, Cho, and Bengio 2014), code generation (Svyatkovskiy et al. 2020), natural language generation (Gatt and Krahmer 2018), etc. For images, the applications include text-to-image generation (Ramesh et al. 2021), style transfer (Gatys, Ecker, and Bethge 2016), image translation (Isola et al. 2017), etc. For audio, the applications include text-to-speech (Ren et al. 2019), music composition (Fernández and Vico 2013), singing voice conversion (Mohammadi and Kain 2017), etc.

Generative AI's underlying generative models include Autoregressive Model (AR) (MODEL 2013), Generative Adversarial Network (GAN) (Goodfellow et al. 2014), Normalizing Flow (Flow) (Rezende and Mohamed 2015), Variational Auto-Encoder (VAE) (Kingma and Welling 2013), and Denoising Diffusion Probabilistic Model (Diffusion) (Ho, Jain, and Abbeel 2020). For example, OpenAI's ChatGPT adopts an autoregressive model (Brown et al. 2020) with Transformer architecture (Vaswani et al. 2017). The focal generative AI in this paper, Novelai's model (Rombach et al. 2022), adopts a diffusion model.

Evaluation metrics of generative AI include human perception evaluation and statistical indicators, such as Inception Scores (Salimans et al. 2016) and Frechet Inception Distance (Heusel et al. 2017). Besides, downstream applications may have their specific evaluation metrics. For example, the survey (Zhao et al. 2023) systematically compares large language models on various NLP tasks.

However, the correlation between quality and societal impact is not necessary. High quality doesn't inherently

guarantee a substantial, positive impact—it could range from high to low, even potentially negative. Take image-generative AI as an example: its social impact remained negligible during its early years, despite gradual quality improvement. Initially, few users were engaged due to the inferior quality compared to human creations. However, a seismic shift occurred when its quality reached human standards, triggering a sudden and significant social impact. Moreover, this impact could bear negative consequences such as artist unemployment. This paper's significance lies in offering empirical evidence of generative AI's societal impact. It navigates beyond the quality facade, capturing the intricate relationship between AI and societal outcomes.

## The Economics of IT

The economics of information technology (IT) refers to the study of how IT affects markets, organizations, and individuals, and how it changes the way businesses operate and make strategic decisions.

The main research method for studying the economics of IT is empirical studies of observational data and experiments. Research questions usually take the form of what the impact of X on Y is. For example, the authors (Pamuru, Khern-am nuai, and Kannan 2021) examine the impact of an augmented reality game on local businesses, i.e., Pokémon Go on restaurants. In the context of AI, the research includes the impact of AI on education (Popenici and Kerr 2017), labor (Frank et al. 2019), healthcare (Wolff et al. 2020), etc.

The vision paper (Brynjolfsson, Wang, and Zhang 2021) summarizes three criteria for evaluating new economics of IT research: questions should be novel and interesting; methods should be correct and useful; outcomes should be important and impactful.

This paper squarely meets the outlined criteria for several reasons. Firstly, it pioneers the exploration of generative AI's impact, a field that has rapidly gained significant societal attention since its inception. Secondly, it deftly navigates the challenge of causal inference through the ingenious identification of a novel natural experiment, which also establishes a foundation for future research. Finally, the paper's result is unexpected in that what was thought to be negative is actually positive, which has important implications for various stakeholders.

## Empirical Strategy

In this section, we compare different empirical methods for estimating the causal effects of generative AI. We apply our analysis under the potential outcome framework (Rubin 2005), the most widely used framework for causal inference.

## Pretest-Posttest Design and Experimental Design

Suppose we are analyzing  $N$  units, labeled from 1 to  $N$ . For each unit  $i$ , there are two potential outcomes  $\{Y_{1i}, Y_{0i}\}$  depending on whether he receives treatment or not ( $D_i = \{0, 1\}$ ). The individual treatment effect for unit  $i$  is  $Y_{1i} - Y_{0i}$ . In this paper, the units are markets and the treatment is the emergence of generative AI.

The main challenge for causal inference comes from the fact that only one potential outcome can be observed for each unit. For treated units ( $D_i = 1$ ), we can only observe  $Y_{1i}$ ; for control units ( $D_i = 0$ ), we can only observe  $Y_{0i}$ . As a result, individual treatment effects can never be estimated unless strong assumptions about the data generation process are made. As an alternative, researchers estimate the average treatment effect (ATE,  $E(Y_{1i} - Y_{0i})$ ) or the average treatment effect on the treated (ATT,  $E(Y_{1i} - Y_{0i}|D_i = 1)$ ).

We further extend our demonstration into two time periods. In the pretest period ( $t = 0$ ), all units are not treated, where we can observe  $E(Y_0(t = 0)|D = 0)$  and  $E(Y_0(t = 0)|D = 1)$ . In the posttest period ( $t = 1$ ), the treated units ( $D = 1$ ) have received the treatment while the control units ( $D = 0$ ) remain untreated. We can observe  $E(Y_0(t = 1)|D = 0)$  and  $E(Y_1(t = 1)|D = 1)$ . Our goal is to estimate ATE ( $E(Y_1(1)) - E(Y_0(1))$ ) or ATT ( $E(Y_1(1)|D = 1) - E(Y_0(1)|D = 1)$ ).<sup>1</sup>

A straightforward yet unsophisticated method is the pretest-posttest design, which compares the outcome variable before and after the treatment. Its estimator is  $E(Y_1(1)|D = 1) - E(Y_0(0)|D = 1)$ . However, ATT equals  $E(Y_1(1)|D = 1) - E(Y_0(1)|D = 1) = (E(Y_1(1)|D = 1) - E(Y_0(0)|D = 1)) - (E(Y_0(1)|D = 1) - E(Y_0(0)|D = 1))$ , which indicates that the estimator of the pretest-posttest design is unbiased only if  $E(Y_0(1)|D = 1) - E(Y_0(0)|D = 1) = 0$ , i.e., the outcome variable does not change for the treated units if they do not receive the treatment.

However, the equation does not hold in the context of this study. A plausible explanation for this discrepancy could be the influence of seasonal effects. For example, the demand for anime images, which could naturally fluctuate after October 2022 due to the start of a new academic semester for students. This intrinsic variability could potentially skew our estimates of the impact of generative AI, leading to underestimates, overestimates, or even fundamentally incorrect estimates. As a result, it's clear that the pretest-posttest design is not an appropriate approach for this study.

Another method is randomized experiments, also called a/b tests in some literature. This method randomly assigns units to a treated group ( $D = 1$ ) and a control group ( $D = 0$ ), ensuring that the population of the treated group is the same as the population of the control group. So we have  $E(Y_0(1)|D = 1) = E(Y_0(1)|D = 0)$ . We can then derive ATT by subtracting  $E(Y_1(1)|D = 1)$  from  $E(Y_0(1)|D = 0)$ , since we can observe both parts. Also, ATT is equal to ATE in randomized experiments. Thus, randomized experiments are considered the best method for causal inference.

However, randomized experiments are not feasible in this study. While the individual level of analysis allows for the division of subjects into treatment and control groups, the challenge arises at the market level of analysis. Unlike individuals, markets cannot be randomly assigned to different groups, which limits the ability to implement generative AI effects only on the treated group while leaving the control group unaffected. Macro-level analyses involving countries,

<sup>1</sup>Note that we still cannot observe another potential outcome ( $E(Y_0(1)|D = 1)$  and  $E(Y_1(1)|D = 0)$ ).




Figure 3: NovelAI's AI-generated images.

cities, and industries face similar limitations. In these contexts, researchers have to gain valuable insights from observational data rather than from controlled interventions.

### Difference-In-Differences Design

Difference-in-differences (DID) is arguably the most popular research design in the quantitative social sciences. It can be traced back to 1855 (Snow 1856) and has also made great strides in recent years (Goodman-Bacon 2021).

The DID estimator is  $E(Y_1(1)|D = 1) - E(Y_0(0)|D = 1) - (E(Y_0(1)|D = 0) - E(Y_0(0)|D = 0))$ . DID first calculates the differences between the pretest and posttest periods for each group. DID then takes the difference between these two differences as the estimator.

The DID design is based on the parallel trend assumption that the trends in the outcome variable for the treatment and control groups would have been parallel in the absence of the treatment. Formally, the DID estimator equals ATT if  $E(Y_0(1)|D = 1) - E(Y_0(0)|D = 1) = E(Y_0(1)|D = 0) - E(Y_0(0)|D = 0)$ . In practice, the parallel trend assumption is considered satisfied if the treatment and control groups have similar pre-treatment trends in the outcome variable.

Essentially, the use of the difference-in-differences (DID) method to study the impact of generative AI on product markets depends on three crucial conditions: an appropriate treatment that affects treated markets after the treatment and not before, minimal impact on control markets, and the fulfillment of the parallel trend assumption between treated and control markets.

In this study, the DID design is skillfully exploited via the unanticipated leakage. The parallel trajectories of treated and control units, shown in Figure 2, attest to the DID design. This alignment of outcome variables prior to the leak, characterized by stability, supports the validity of the parallel trend assumption.

## Research Context and Data

### The NovelAI "experiment"

NovelAI is one of the commercial websites offering generative AI services. NovelAI was initially launched on June 15, 2021, when it only provided AI story-writing services. After Stable Diffusion, a state-of-the-art text-to-image algorithm, was released on March 2, 2023, NovelAI began offering its text-to-image services. NovelAI put a lot of effort

into collecting anime-style images and used them to train an anime-style generative AI model based on Stable Diffusion. NovelAI’s text-to-image service was implemented on October 3, 2022 (NovelAI 2022).

NovelAI’s generative AI takes a series of prompts, or keywords, such as ”masterpiece, magical girl, fantasy, caustic” as input. The generative AI will generate images according to the prompts. Figure 3 shows some examples of NovelAI. Note that NovelAI’s AI only generates anime-style images because it is trained on anime-style images.

NovelAI’s generative AI can generate an image in a few seconds and can generate multiple images simultaneously. The cost of generating an image depends on its quality and resolution size. NovelAI uses a monthly subscription scheme ranging from \$10 to \$25. \$10 users can generate approximately 200 images of normal quality per month. \$25 users can generate an unlimited number of such images.

However, on October 3, 2022, a few days after NovelAI’s text-to-image service was released, hackers attacked NovelAI’s server and released its AI model and associated training code. Anyone can download the leaked material via a shared seed and implement the same AI locally, allowing people to generate an image in a few seconds for free.

This leak creates an ideal natural experiment in China. First, China provides an environment where painting markets had not been affected by generative AI before the leak. China did not yet have a local generative AI provider, and people cannot access foreign generative AI providers due to policy restrictions, language restrictions, and payment restrictions. However, since October 2022, the leaked AI and related tutorials have been widely disseminated on Chinese social media, as if the leak had created an experimental treatment in China. Second, the leaked AI only generates anime-style images. Thus, it only affects the anime painting markets, but not the painting markets of other styles, which allows a comparison between the treated units and the control units. Third, the leak was sudden and unexpected, creating an exogenous natural experiment. The product market was unlikely to be affected by unobserved confounders, as stakeholders cannot react prior to the leak, ruling out alternative explanations other than generative AI.

## Data Description

We collect data from one of the largest painting outsourcing platforms in China. Consumers, as demanders, can post an order on the focal platform, and artists, as producers, can express their interest in accepting the order. The consumer can then select one of the interested artists and enter into a contract with the selected artist. After the artist completes the task, the consumer pays the bill. The platform acts as a guarantee at 5% of the price.

An order on the focal platform consists of an art category, range of price, and description. The art category includes ”original character”, ”artwork”, ”avatar”, ”Q style”, ”tachie”, ”wallpaper”, ”live2d”, ”scenario”, ”cover”, ”poster”, ”UI”, ”character design”, and ”CG”. The price range contains a lower and an upper bound, such as 50 to 200 yuan. The order description specifies the requirement, such as ”a wallpaper for vtuber live streaming background”.

	Mean	SD	Min	Median	Max
Panel A: Focal Categories					
<i>Price</i>	843.5	460.8	334.6	628.0	2473.2
<i>Volume</i>	124.0	55.0	12.0	130.0	324.0
<i>Turnover</i>	92496.3	45201.3	6000.0	78950.0	264504.0
<i>Price_upper</i>	2236.2	869.2	1212.2	1942.7	4689.1
<i>Turnover_upper</i>	252298.1	103799.1	21550.0	230810.0	655574.0
Panel B: All Categories					
<i>Price</i>	831.2	808.7	0.0	567.6	7338.7
<i>Volume</i>	240.7	376.9	0.0	86.0	2666.0
<i>Turnover</i>	108009.3	120991.1	0.0	64176.0	532007.0
<i>Price_upper</i>	2124.5	1645.6	0.0	1721.7	12462.5
<i>Turnover_upper</i>	384122.1	541810.5	0.0	173980.0	3117916.0

Table 1: Summary Statistics

We collected data on the focal platform from January 2022 to February 2023, which contains 197,506 orders in total. We removed 396 outlier orders whose price is more than 70,000 yuan (about \$10,000) because they are too expensive to become real orders. We then aggregate the data to the category-week level. For each category and each week, we calculate the average price (price), the number of orders (volume), and the total revenue (turnover). The average price and total revenue are based on the lower bound because the lower bound may better reflect the true willingness of consumers to accept their orders than the upper bound.

We choose the category ”tachie” as the treated unit. The ”tachie” is a Japanese term in the context of anime, manga, and video games that refers to the full-body standing drawing of a character.<sup>2</sup> The ”tachie” is exactly the style that NovelAI’s generative AI produces. Therefore, we consider the ”tachie” category as the market affected by generative AI. On the other hand, we choose the ”wallpaper” as the control unit. A control unit should be comparable to the treated unit, so we do not select ”live2d”, ”UI”, and ”CG” because they are beyond the scope of paintings. As for the rest of the categories, they are likely to be partially affected by NovelAI’s generative AI, because the generative AI may only be useful with careful prompt engineering and post-processing. Using them as a control unit may underestimate the impact of generative AI. The ”wallpaper” may be the best control unit because NovelAI’s generative AI is unlikely to generate elaborate wallpapers.

Table 1 presents the summary statistics for the category-week panel dataset in this paper. Panel A shows the statistics for the ”tachie” and ”wallpaper” categories; Panel B shows the statistics for all categories. *Price* refers to the average price. *Volume* refers to the number of orders. *Turnover* refers to the total revenue. The currency of *Price* and *Turnover* is Chinese yuan (7 yuan = \$1). Also, we show the price and turnover based on the upper bound, which is *Price\_upper* and *Turnover\_upper*.

<sup>2</sup><https://en.wiktionary.org/wiki/%E7%AB%8B%E3%81%A1%E7%B5%B5#Japanese>

Dependent Variables: Model:	price (1)	volume (2)	turnover (3)	log(price) (4)	log(volume) (5)	log(turnover) (6)
<i>Variables</i>						
treated × after	-646.6*** ( $2.8 \times 10^{-12}$ )	140.9*** ( $4.7 \times 10^{-13}$ )	57,070.5*** ( $1.9 \times 10^{-10}$ )	-0.643*** ( $2.4 \times 10^{-15}$ )	1.21*** ( $5.1 \times 10^{-15}$ )	0.568*** ( $2.4 \times 10^{-15}$ )
<i>Fixed-effects</i>						
category	Yes	Yes	Yes	Yes	Yes	Yes
week	Yes	Yes	Yes	Yes	Yes	Yes
<i>Fit statistics</i>						
Observations	126	126	126	126	126	126
R <sup>2</sup>	0.88161	0.89675	0.84415	0.91458	0.93939	0.88511
Within R <sup>2</sup>	0.49279	0.78784	0.37401	0.53132	0.83287	0.35682

*Clustered (category) standard-errors in parentheses*  
*Signif. Codes: \*\*\*: 0.01, \*\*: 0.05, \*: 0.1*

Table 2: The Impact of Generative AI on Product Markets

## Findings

This chapter presents the findings of this study that examines the impact of generative AI on product markets.

We use the standard multi-periods model specification of difference-in-differences with two-way fixed effects (Callaway and Sant’Anna 2021):

$$y_{it} = \alpha_i + \delta_t + \beta \cdot treated_i after_t + \varepsilon_{it} \quad (1)$$

In this model, the variable  $y_{it}$  represents one of our outcome variables by category  $i$  in week  $t$ .  $treated_i$  is a dummy variable indicating whether category  $i$  belongs to the treated group ( $treated_i = 1$ ) or the control group ( $treated_i = 0$ ).  $after_t$  is also a dummy variable indicating whether week  $t$  is after the natural experiment ( $after_t = 1$ ) or before the natural experiment ( $after_t = 0$ ). The model includes a fixed effect  $\delta_t$  for each week to control for observed and unobserved nonparametric time trends. Additionally, the model includes a fixed effect  $\alpha_i$  for each category to account for time-invariant differences between categories. The parameter of interest is  $\beta$ , which captures the impact of generative AI on the focal outcome variable.

Table 2 shows the estimates for the change in price, volume, and turnover in models (1) to (3), respectively. The coefficient estimate of price is -646, indicating generative AI lowered the average price by 646 yuan. Notably, the coefficient estimates of volume and turnover are 140 and 57,070, showing that generative AI increased the number of orders by 140 per week and increased the total revenue by 57,070 yuan per week. In addition, models (4) to (6) take the logarithm of price, volume, and turnover and show their percentage change. The results show that price decreased by 64%, volume increased by 121%, and turnover increased by 56%.

Generative AI allows users to create their own images without the help of artists. Therefore, it is believed that the number of artwork orders will decrease due to generative AI. What’s more, artists will compete for the shrinking number of orders by lowering their prices. The reduced volume times

the reduced price leads to a double reduction in sales, i.e. a market depression.

However, our results show that this is not the case. Although the average price drops significantly to a third of its original price after the emergence of generative AI, the number of orders is more than doubled. The corresponding result for revenue is also a pronounced increase of up to 56%.

Individuals’ attitudes toward generative AI are often rooted in their anticipation of the economic ramifications associated with its adoption. In particular, there is an understandable concern among various segments, including artists, that generative AI could lead to feelings of displacement, given the fear of rapid and unceremonious replacement after years of dedicated study and creative toil. However, our empirical findings provide a counterintuitive insight, revealing that, contrary to initial impressions, generative AI can yield beneficial outcomes for practitioners. This is evidenced by a discernible increase in order volume, underscoring increased opportunities that accelerate the evolution of their artistic endeavors by providing an invaluable platform for rapid prototyping and iterative refinement. Besides, the resulting escalation in revenue contributes directly to their prosperity, as every monetary transaction paid by consumers invariably contributes to the artists’ earnings.

## Theoretical Explanation

In this section, we provide theoretical explanations for the counterintuitive impact of generative AI by using the classic supply and demand model in microeconomics.

The supply and demand model explains how prices and quantities of goods and services are determined in a market, as shown in Figure 4(a). It revolves around the interaction between two key forces: supply and demand.

Supply refers to the quantity of a good that producers are willing to offer for sale at different price levels. Demand represents the willingness of consumers to purchase a certain quantity of a good at various price levels. The relationship

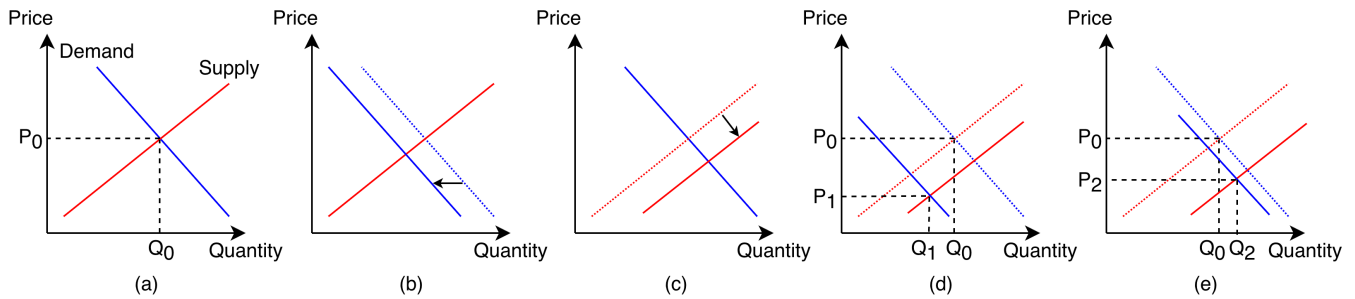


Figure 4: Theoretical Economic Explanations for the Impact of Generative AI

between price and quantity supplied is depicted on a supply curve, which slopes upward from left to right; the relationship between price and quantity demanded is illustrated on a demand curve, which slopes downward from left to right.

The equilibrium price and quantity in a market are determined by the intersection of the demand and supply curves. This point is known as the market equilibrium. The equilibrium in Figure 4(a) is  $(Q_0, P_0)$ , which represents the market equilibrium before generative AI.

We argue that Generative AI can shift the demand curve inward and the supply curve outward.

Consumers might prefer AI-generated content over real-world alternatives because they are cheaper, more convenient, or customizable. As a result, these AI-generated alternatives are close substitutes for real-world products, which might reduce consumer demand for the actual products and lead to a shift in the demand curve inward (Figure 4(b)).

However, generative AI can also increase production efficiency for producers. To illustrate, consider the scenario where artists employ generative AI to initially generate an image at 80% quality. Subsequently, human can refine the generated output to achieve 100% quality. The increased efficiency can lead to increased supply as producers are able to produce more output within the same amount of time and effort, shifting the supply curve outward (Figure 4(c)).

Shifting the demand curve inward reduces the equilibrium price and quantity. Shifting the supply curve outward reduces the price but increases the quantity. Generative AI can shift both the demand curve inward and the supply curve outward, which has two possible equilibria: in Figure 4(d), both price and quantity decrease ( $P_1 < P_0, Q_1 < Q_0$ ) relative to the initial equilibrium; in Figure 4(e), price decreases but quantity increases ( $P_2 < P_0, Q_2 > Q_0$ ).

The supply and demand model provides two possible outcomes for the impact of generative AI. In turn, our empirical results show that its impact belongs to the more promising category, Figure 4(e), of the two. Moreover, our empirical results show that turnover ( $PQ$ ) also increases, which is ambiguous according to the supply and demand model.

### Implications

The counterintuitive findings in this paper have significant implications for various stakeholders.

**Practitioners.** The most direct implication for practitioners is that they should welcome generative AI instead of re-

sisting it, because generative AI can increase their income and make their industry more prosperous. As economic theory suggests, generative AI helps them by increasing their efficiency. As a result, practitioners should think about how to incorporate generative AI into their workflow to improve it. For example, in the past, artists completed a painting by sketching, line drawing, and coloring. They can use generative AI to get a base and "fine tune" it in the future.

**Policymakers.** Although generative AI has other issues, such as intellectual property concerns, policy making is a comprehensive consideration. This paper provides empirical evidence in favor of generative AI in that it can increase taxes and contribute to upstream and downstream markets by increasing the number of orders and total revenue. On the other hand, a misunderstanding of the economic consequences of generative AI may lead to a wrong policy, causing the country to miss out on the new wave of development brought by AI.

**AI community.** When the concept of artificial intelligence was born, so were the fears that AI could destroy human society. In the movie *The Terminator*, the AI system invented by computer scientists ultimately caused the end of the world. In addition to lobbying for more investment in the AI community, this article can, more importantly, assuage any unease and guilt that researchers may feel because the empirical evidence in the article shows that generative AI is augmenting humans rather than replacing them.

### Conclusions and Future Directions

This paper provides empirical evidence that generative AI, while decreasing price, surprisingly increases volume and turnover in product markets, as a result of decreasing demand and increasing supply.

We identified an unexpected and sudden leakage of a highly proficient image-generating AI as a natural experiment for causality. This natural experiment allows for answering many critical research questions. A new research question could delve deeper into the outcome variables in this paper, such as how demand/orders change after generative AI. Also, a new research question could be another important outcome variable, such as what's the impact of generative AI on product quality. In addition, a new research question could relate to another area, such as what's the impact of generative AI on labor markets.

## References

- Bahdanau, D.; Cho, K.; and Bengio, Y. 2014. Neural machine translation by jointly learning to align and translate. *arXiv preprint arXiv:1409.0473*.
- Brown, T.; Mann, B.; Ryder, N.; Subbiah, M.; Kaplan, J. D.; Dhariwal, P.; Neelakantan, A.; Shyam, P.; Sastry, G.; Askell, A.; et al. 2020. Language models are few-shot learners. *Advances in neural information processing systems*, 33: 1877–1901.
- Brynjolfsson, E.; Wang, C.; and Zhang, X. 2021. The economics of IT and digitization: Eight questions for research. *MIS quarterly*, 45(1): 473–477.
- Callaway, B.; and Sant’Anna, P. H. 2021. Difference-in-differences with multiple time periods. *Journal of econometrics*, 225(2): 200–230.
- Fernández, J. D.; and Vico, F. 2013. AI methods in algorithmic composition: A comprehensive survey. *Journal of Artificial Intelligence Research*, 48: 513–582.
- Frank, M. R.; Autor, D.; Bessen, J. E.; Brynjolfsson, E.; Cebrían, M.; Deming, D. J.; Feldman, M.; Groh, M.; Lobo, J.; Moro, E.; et al. 2019. Toward understanding the impact of artificial intelligence on labor. *Proceedings of the National Academy of Sciences*, 116(14): 6531–6539.
- Friedman, M. 1953. The methodology of positive economics.
- Gatt, A.; and Krahmer, E. 2018. Survey of the state of the art in natural language generation: Core tasks, applications and evaluation. *Journal of Artificial Intelligence Research*, 61: 65–170.
- Gatys, L. A.; Ecker, A. S.; and Bethge, M. 2016. Image style transfer using convolutional neural networks. In *Proceedings of the IEEE conference on computer vision and pattern recognition*, 2414–2423.
- Goodfellow, I.; Pouget-Abadie, J.; Mirza, M.; Xu, B.; Warde-Farley, D.; Ozair, S.; Courville, A.; and Bengio, Y. 2014. Generative adversarial nets. *Advances in neural information processing systems*, 27.
- Goodman-Bacon, A. 2021. Difference-in-differences with variation in treatment timing. *Journal of Econometrics*, 225(2): 254–277.
- Heusel, M.; Ramsauer, H.; Unterthiner, T.; Nessler, B.; and Hochreiter, S. 2017. Gans trained by a two time-scale update rule converge to a local nash equilibrium. *Advances in neural information processing systems*, 30.
- Ho, J.; Jain, A.; and Abbeel, P. 2020. Denoising diffusion probabilistic models. *Advances in neural information processing systems*, 33: 6840–6851.
- Isola, P.; Zhu, J.-Y.; Zhou, T.; and Efros, A. A. 2017. Image-to-image translation with conditional adversarial networks. In *Proceedings of the IEEE conference on computer vision and pattern recognition*, 1125–1134.
- Kingma, D. P.; and Welling, M. 2013. Auto-encoding variational bayes. *arXiv preprint arXiv:1312.6114*.
- MODEL, A. 2013. SYSTEM IDENTIFICATION AND. In *Instrumentation, Control and Automation of Water and Wastewater Treatment and Transport Systems: Proceedings of the 5th IAWPRC Workshop Held in Yokohama and Kyoto, Japan, 26 July–3 August 1990*, 121. Elsevier.
- Mohammadi, S. H.; and Kain, A. 2017. An overview of voice conversion systems. *Speech Communication*, 88: 65–82.
- NovelAI. 2022. Image Generation Announcement. <https://blog.novelai.net/image-generation-announcement-807b3cf0afec>.
- Pamuru, V.; Khern-am nuai, W.; and Kannan, K. 2021. The impact of an augmented-reality game on local businesses: A study of Pokémon go on restaurants. *Information Systems Research*, 32(3): 950–966.
- Popenici, S. A.; and Kerr, S. 2017. Exploring the impact of artificial intelligence on teaching and learning in higher education. *Research and Practice in Technology Enhanced Learning*, 12(1): 1–13.
- Ramesh, A.; Pavlov, M.; Goh, G.; Gray, S.; Voss, C.; Radford, A.; Chen, M.; and Sutskever, I. 2021. Zero-shot text-to-image generation. In *International Conference on Machine Learning*, 8821–8831. PMLR.
- Ren, Y.; Ruan, Y.; Tan, X.; Qin, T.; Zhao, S.; Zhao, Z.; and Liu, T.-Y. 2019. FastSpeech: Fast, robust and controllable text to speech. *Advances in neural information processing systems*, 32.
- Rezende, D.; and Mohamed, S. 2015. Variational inference with normalizing flows. In *International conference on machine learning*, 1530–1538. PMLR.
- Rombach, R.; Blattmann, A.; Lorenz, D.; Esser, P.; and Ommer, B. 2022. High-resolution image synthesis with latent diffusion models. In *Proceedings of the IEEE/CVF conference on computer vision and pattern recognition*, 10684–10695.
- Rubin, D. B. 2005. Causal inference using potential outcomes: Design, modeling, decisions. *Journal of the American Statistical Association*, 100(469): 322–331.
- Salimans, T.; Goodfellow, I.; Zaremba, W.; Cheung, V.; Radford, A.; and Chen, X. 2016. Improved techniques for training gans. *Advances in neural information processing systems*, 29.
- Snow, J. 1856. On the mode of communication of cholera. *Edinburgh medical journal*, 1(7): 668.
- Svyatkovskiy, A.; Deng, S. K.; Fu, S.; and Sundaresan, N. 2020. Intellicode compose: Code generation using transformer. In *Proceedings of the 28th ACM Joint Meeting on European Software Engineering Conference and Symposium on the Foundations of Software Engineering*, 1433–1443.
- Vaswani, A.; Shazeer, N.; Parmar, N.; Uszkoreit, J.; Jones, L.; Gomez, A. N.; Kaiser, Ł.; and Polosukhin, I. 2017. Attention is all you need. *Advances in neural information processing systems*, 30.
- Wessel, M.; Adam, M.; Benlian, A.; and Thies, F. ??? Generative AI and its Transformative Value for Digital Platforms.



Wolff, J.; Pauling, J.; Keck, A.; and Baumbach, J. 2020. The economic impact of artificial intelligence in health care: systematic review. *Journal of medical Internet research*, 22(2): e16866.

Zhao, W. X.; Zhou, K.; Li, J.; Tang, T.; Wang, X.; Hou, Y.; Min, Y.; Zhang, B.; Zhang, J.; Dong, Z.; et al. 2023. A survey of large language models. *arXiv preprint arXiv:2303.18223*.