

All instances of MONOTONE 3-SAT-(3,1) are satisfiable

Hannah Van Santvliet and Ronald de Haan
University of Amsterdam

Abstract. The satisfiability problem is NP-complete but there are subclasses where all the instances are satisfiable. For this, restrictions on the shape of the formula are made. Darman and Döcker show that the subclass MONOTONE 3-SAT-($k,1$) with $k \geq 5$ proves to be NP-complete and pose the open question whether instances of MONOTONE 3-SAT-(3,1) are satisfiable. This paper shows that all instances of MONOTONE 3-SAT-(3,1) are satisfiable using the new concept of a color-structures.

Introduction

Boolean satisfiability problems are known in computer science to be a benchmark for computational hardness. The Boolean satisfiability problem (SATISFIABILITY, or, in short, SAT) asks whether there exists a satisfying assignment for a Boolean formula. We consider special kinds of formulas, namely, conjunctive normal form (CNF) formulas. A CNF formula is a conjunction of disjunctions of negated or unnegated literals. Negated or unnegated literals are called variables. Disjunctions of variables are called clauses. An example of a CNF formula is $(x_1 \vee x_2) \wedge (\bar{x}_1 \vee x_2 \vee \bar{x}_3)$. A function that maps the variables of the formula to the truth values true and false is an assignment. However, not every assignment is a satisfying assignment! Assignments are satisfying if applying the operators conjunction \wedge , disjunction \vee and negation to the assignment of the truth values results in a formula evaluated to true.

In complexity theory, the hardness of a problem is measured in classes of complexity. Many classes have a distinguished problem that describes the complexity of this class very well. SATISFIABILITY is one of the most famous decision problems in theoretical computer science and the first problem that was shown to be NP-complete [Coo71]. It therefore serves as a reference for the computational hardness of many other decision and optimization problems. Thus, it is of interest if added restrictions lead to ensured satisfiability. We call a set of CNF formulas that are restricted to certain properties a *class* of CNF formulas. In the following, we aim to show that the instances of a certain class are *always* satisfiable, thus, there is no complexity in deciding whether they are satisfiable. The answer to the question of whether there exists a satisfying assignment for the corresponding formula is always “yes”.

We focus on a specific class of CNF formulas, namely monotone 3-CNF formulas where each variable occurs exactly once negated. A formula is monotone if all variables in a clause are either negated or unnegated. In the following, we want to settle the open question of Andreas Darmann and Janosch Döcker [DD21] by showing that if we further demand each unnegated variable to occur three times unnegated, the formula is always satisfiable. In short, we want to show that instances of 3-SAT-(3,1) are satisfiable.

Translating SAT-instances to color-structures

The general tactic for showing that every monotone 3-CNF formula where each variable occurs exactly once negated and three times unnegated is satisfiable is, first, to construct a

graph-like structure for each formula and, second, deduce the satisfying assignment from this structure.

Prior to showing the conjecture, note that an assignment is only satisfying if the negative clauses are satisfied. The negated clauses are satisfied if and only if the assignment assigns per negated clause at least one variable to false. Furthermore, we assume that if there exists a satisfying assignment that sets at least one variable per negated clause to false and the rest to true, then there is one that sets exactly one variable per negated clause to false. A satisfying assignment where more than one variable per negated clause is set to false can be easily transformed into a satisfying assignment with exactly one variable per negated clause set to false without harming satisfiability of the positive clauses.

As a result, we focus only on the membership of a variable in a negated clause and call the negated clauses *colors*. We say that variables occurring in the same negated clause *have the same color*.

The first stepping stone for our structure is the notion of an *intersection*. Intersections should symbolize the variables in the negative clauses that are later set to be to false.

Definition 1. An *intersection* of a set of clauses is a single variable x_i that must be contained in all given clauses. We depict an intersection as nodes in a graph and abbreviate variables by their respective number. In contrast, we call a variable *free*, if it is not a intersection and not a label on an edge in between two intersections.

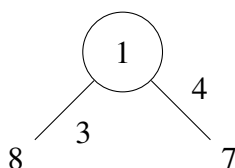


Figure 1: A possible representation of the clauses $(x_1 \vee x_3 \vee x_8)$, $(x_1 \vee x_4 \vee x_7)$ with intersection x_1 .

Note that an intersection is an active choice forming an assignment. If we depict nodes in a graph that are not encircled, the variables inside the node are as a result not an intersection.

Definition 2. A clause *contributes to an intersection* if there is an edge and a node that together with the intersection can be identified with the clause.

In the preceding Figure 1, the clauses $(x_1 \vee x_3 \vee x_8)$, $(x_1 \vee x_4 \vee x_7)$ contribute to the intersection x_1 since we identify the numbers 1, 3, 8 with the clause $(x_1 \vee x_3 \vee x_8)$ and 1, 4, 7 with the clause $(x_1 \vee x_4 \vee x_7)$.

In the following, we want to build a structure that makes it easier to overview the structure of a formula and an assignment at the same time. We encode this by using intersections. Take a monotone formula where each negated variable exists exactly once which we would like to translate to a *color-structure*.

Definition 3. A *color-structure* of a formula is a graph (I, N, E) consisting of labelled encircled nodes I , labelled nodes that are not encircled N and labelled edges E . A label is identified with a single variable. In case of an intersection, it is identified with several variable instances. A color-structure needs to fulfill the following properties:

- The labels of an edge and its connecting nodes need to be a positive clause.
- A label on an edge cannot be an intersection.
- All clauses that have a variable that is contained in an intersection need to contribute to this intersection.

The intersection variables are set to false and the variables not contained in an intersection are set to true.

So, if we take the formula

$$(\overline{x_1} \vee \overline{x_2} \vee \overline{x_3}) \wedge (\overline{x_4} \vee \overline{x_5} \vee \overline{x_6}) \wedge (\overline{x_7} \vee \overline{x_8} \vee \overline{x_9}) \wedge (x_1 \vee x_3 \vee x_8) \wedge (x_1 \vee x_4 \vee x_7) \wedge (x_7 \vee x_8 \vee x_9)$$

this translate to the colors $(1 \vee 2 \vee 3)$, $(4 \vee 5 \vee 6)$, $(7 \vee 8 \vee 9)$ and positive clauses $(1 \vee 3 \vee 8)$, $(1 \vee 4 \vee 7)$ and $(7 \vee 8 \vee 9)$. A possible color-structure that depicts the whole formula could look like the one depicted in Figure 2.

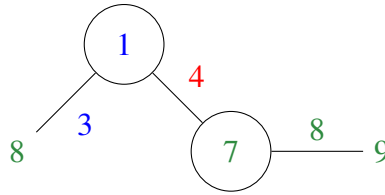


Figure 2: Example of a color-structure depicting the given formula.

Thus, if a color-structure is given, we can extract the corresponding formula and a truth assignment. In the case of the formula under investigation, we set the variables x_1, x_7 to false and all others to true by definition of a color-structure.

Definition 4. We say that we *expand* from a variable of a color-structure if we replace a node with an intersection and let all clauses contribute to the intersection if they contain the expanded variable.

Note that expanding a variable is a deterministic process. If there are two variables that are both not intersections, there is free choice in deciding which to write on a label or a node that is not encircled. This aligns with the notion of free variables. Free variables in one clause can switch place if needed since the disjunction \vee is commutative.

Definition 5. We say that a variable is *locked* if there is a positive clause containing the variable and the two other variables of that clause are intersections. A color is *locked* if it cannot be expanded anymore.

Consider the following algorithm.

Algorithm 1

Input: Monotone 3-CNF formula with one negated variable occurrence and arbitrary many positive variable occurrences.

Output: Color-structure

Choose a variable arbitrarily and expand it.

Queue = Enlist all variables whose color is not occurring in an intersection of the current color-structure and that are not locked.

while Queue is not empty **do**

 Expand the variable with the highest number of locked variables of the same color (this number ranges from zero to two). ▷ Property ★

 Update the queue.

end while

return Current color-structure

Correctness of Algorithm 1:

The algorithm terminates since there are only finitely many variables to expand. There is free choice on which variables to expand at the start and in the queue but the algorithm is deterministic. The choice is arbitrary.

Since every negated variables occurs only once, we can restrict our attention to the colored, positive part of the formula.

By definition of expanding a variable of a given formula, the first two points of a color-structure are satisfied. The algorithm is well-defined since if we consider two connected intersections, we know that there is an edge in between. This is the case as we excluded expanding variables when they are locked and each clause has three variables. Thus, it is not possible to expand a locked variable.

We note that the color-structure that is returned by Algorithm 1 does not necessarily contain all clauses of the given formula. If a clause is not contained, we set all variables contained in that clause that were not yet assigned to true. Subsequently, these clauses will be satisfied. Visually, we can imagine these clauses as part of the color-structure without intersections or connection to the output.

Furthermore, we see that the output of this algorithm is not unique. In particular, each output, i.e., each color-structure, corresponds to an assignment. There is not necessarily a color-structure for each assignment due to property ★. This property is a greedy approach to exclude assignments that are necessarily not satisfying. If three variables of a color are locked, the resulting assignment is unsatisfying. If two variables of a color are locked, the only possibility that the resulting assignment is satisfying, is to expand the only variable of that color that is not locked. Property ★ makes sure that this variable is expanded.

Unfortunately, the algorithm can output a color-structure that corresponds to an unsatisfying assignment (see Example 1). This also results from the fact that if we assume five or more unnegated occurrences for each variable, the problem is NP-complete [DD21].

In the following, we want to show that with some modifications of the algorithm and if all unnegated variables occur exactly three times, every output leads to a satisfying assignment. To reason why the general tool of a color-structure is advantageous, we consider the following color-structure.

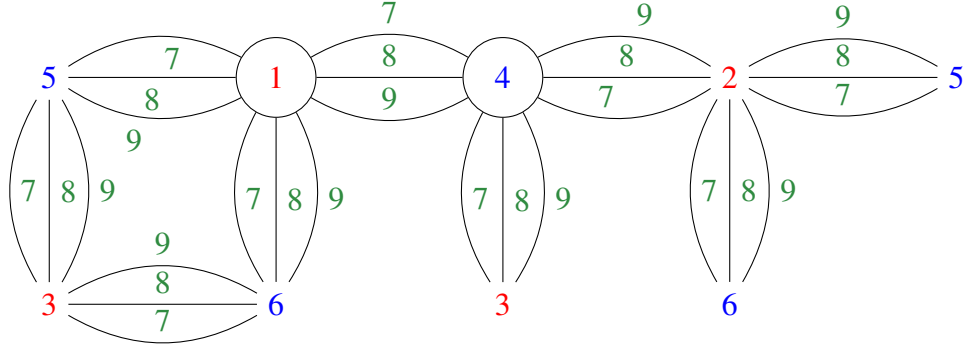


Figure 3: An example of an unsatisfiable formula depicted as color-structure.

The color-structure encodes the formula

$$\begin{aligned}
& (\overline{x_1} \vee \overline{x_2} \vee \overline{x_3}) \wedge (\overline{x_4} \vee \overline{x_5} \vee \overline{x_6}) \wedge (\overline{x_7} \vee \overline{x_8} \vee \overline{x_9}) \\
& \wedge (x_1 \vee x_7 \vee x_4) \wedge (x_1 \vee x_8 \vee x_4) \wedge (x_1 \vee x_9 \vee x_4) \\
& \wedge (x_2 \vee x_7 \vee x_4) \wedge (x_2 \vee x_8 \vee x_4) \wedge (x_2 \vee x_9 \vee x_4) \\
& \wedge (x_3 \vee x_7 \vee x_4) \wedge (x_3 \vee x_8 \vee x_4) \wedge (x_3 \vee x_9 \vee x_4) \\
& \wedge (x_1 \vee x_7 \vee x_5) \wedge (x_1 \vee x_8 \vee x_5) \wedge (x_1 \vee x_9 \vee x_5) \\
& \wedge (x_2 \vee x_7 \vee x_5) \wedge (x_2 \vee x_8 \vee x_5) \wedge (x_2 \vee x_9 \vee x_5) \\
& \wedge (x_3 \vee x_7 \vee x_5) \wedge (x_3 \vee x_8 \vee x_5) \wedge (x_3 \vee x_9 \vee x_5) \\
& \wedge (x_1 \vee x_7 \vee x_6) \wedge (x_1 \vee x_8 \vee x_6) \wedge (x_1 \vee x_9 \vee x_6) \\
& \wedge (x_2 \vee x_7 \vee x_6) \wedge (x_2 \vee x_8 \vee x_6) \wedge (x_2 \vee x_9 \vee x_6) \\
& \wedge (x_3 \vee x_7 \vee x_6) \wedge (x_3 \vee x_8 \vee x_6) \wedge (x_3 \vee x_9 \vee x_6)
\end{aligned}$$

and the assignment x_1, x_4 to false and the remaining variables to true. This assignment is not satisfying since $(\overline{x_7} \vee \overline{x_8} \vee \overline{x_9})$ is not satisfied. The structure of the color-structure shows that other assignments also cannot be satisfying since the variables x_7, x_8, x_9 are locked for any choice of intersections for the blue or the red color.

Instead of checking every assignment for satisfiability, we only need to consider as many color-structures as there are choices for pairs of red and blue (9 pairs in this case) or check visually, that every such choice leads to the locked color green. In comparison, we needed to check all combinations of red, blue and green (27 triples in this case) and had less visual illustration.

Furthermore, we restrict the notion of a color-structure to *satisfying color-structure*. We try to show that there exist for formulas with exactly three unnegated variables since it is not possible to show this for formulas with arbitrary unnegated variable occurrence.

Definition 6. A *satisfying color-structure* is a color-structure where there are as many intersections as colors and each intersection is colored differently.

We see that the color-structure depicted in Figure 3 is not a satisfying color-structure because there is no red intersection.

Lemma 1. A monotone 3-CNF formula F where each variable occurs once negated is satisfiable if and only if there exists a satisfying color-structure.

Proof. If there exists a satisfying color-structure, all variables have an assigned truth value. All negative clauses are satisfied since for each color there is an intersection colored in that color. By definition of a color-structure, all positive clauses are satisfied because those that contain variables that are set to false have at least one that is set to true, namely, the variable that does not occur in an intersection.

If a formula F is satisfiable, there is a color-structure since the satisfying assignment corresponds to an instruction on how to build a color-structure. Per definition, no property of a satisfying color-structure is violated. \square

We adapt Algorithm 1 to output a satisfied color-structure if the input is a monotone 3-CNF formula where each variable occurs once negated and three times unnegated. Consider the following algorithm. The variables are named to suit the structure of the proof following and variables denoted by the same letter have the same color.

Algorithm 2

Input: Monotone 3-CNF formula where each variable occurs once negated and three times unnegated.

Output: Satisfied Color-structure

Choose a variable arbitrarily and expand it.

Queue = Enlist all variables whose color is not occurring in an intersection of the current color-structure and that are not locked.

while Queue is not empty **do**

 Expand the variable with the highest number of locked variables of the same color (this number ranges from zero to two). ▷ Property ★

if There is a locked color with single occurring variable a locked between b and k''

then

 We expand a .

if We lock the color of k'' **then**

if Case 1: locking k and k' **then**

 We expand k or k' . (Either the color of g or u could be locked.)

if There is a color locked like in Case 1. **then**

 Go to Case 1.

end if

if There is a color locked like in Case 2. **then**

 Go to Case 2.

end if

if There is a color locked like in Case 3. **then**

 Go to Case 3.

end if

end if

end if

end if

end while

Update the queue.

```

while Queue is not empty do
  if Case 2: locking  $k$  and  $k'$  then
    We expand  $k$  or  $k'$ . (Either the color of  $g$  or  $u$  could be locked)
    if There is a color locked like in Case 1. then
      Go to Case 1.
    end if
    if There is a color locked like in Case 2. then
      Go to Case 2.
    end if
    if There is a color locked like in Case 3. then
      Go to Case 3.
    end if
  end if
  if Case 3: locking  $k$  and  $k'$  then
    We expand  $k$  or  $k'$ . (Either the color of  $g$  or  $u$  could be locked.)
    if There is color of  $g$  or  $u$  that is locked by intersection  $x$  then
      We expand a color of  $g$  or  $u$ .
    end if
  end if
  Update the queue.
end while
return Current color-structure

```

In the following, we reason why this algorithm is correct. Thus, why it terminates, what is meant by the case distinction and why it is exhaustive. Furthermore, we need to verify that the color-structure is indeed a satisfied color-structure, thus, that the modification of the current color-structure in the added part of the algorithm is correct.

Theorem. There is a satisfying color-structure for any monotone 3-CNF formula where each variable occurs once negated and three times unnegated.

Proof. Take F to be a monotone 3-CNF formula where each variable occurs exactly once negated and three times unnegated.

Assume the colors $C_1 = \{a, a', a''\}$, $C_2 = \{b, b', b''\}$, $C_3 = \{u, u', u''\}$, $C_4 = \{x, x', x''\}$, $C_5 = \{k, k', k''\}$ and $C_6 = \{g, g', g''\}$. During the proof, we stick with the notion that variables of the same color are denoted by the same letter. For very small formulas, there is no need to modify Algorithm 1 to receive a satisfying assignment.

The general idea of the proof is to use Algorithm 1 to construct a satisfying color-structure and adapt the color-structure in certain cases.

Assume Algorithm 1 outputs a color-structure for F that is not satisfying. Subsequently, at some point when building a color-structure all variables of one color C_1 are locked, otherwise we could have expanded the color. Note that as soon as one color is locked, the corresponding assignment cannot be satisfying anymore. Because of property \star of Algorithm 1, we have that the step before we locked the last variable c of color C_1 , there was another color C_2 with two locked variables b', b'' and a third variable b contained in the same clause as a . Thus, because we are forced to expand b , we lock the color C_1 .

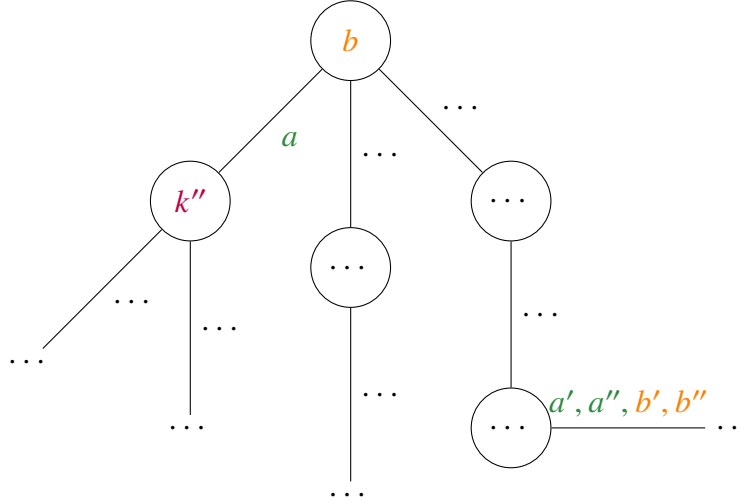


Figure 4: A part of the current color-structure.

We have that a and b do not occur anywhere else in the color-structure since otherwise the color C_1 was locked before. Consider the clause $(b \vee a \vee k'')$ where k'' was expanded since otherwise a was not locked. If k'' would not be an intersection, we could expand a and resolve the conflict since a occurs only once in the current color-structure.

When we expand a , we could lock the color of k'' . If so, we know that the variables k, k' occur and are both locked. Thus, we need to change the color-structure to be able to expand k or k' since we cannot expand locked colors.

We call it a *reassignment* if we modify the structure of the current color-structure. A reassignment corresponds to partially changing the truth assignment encoded in the current color-structure.

In the following, we differentiate between cases how the variables k, k' are locked. After classifying the different cases, we reassign the assignment of some variables.

Case 1: I-shape

We have Case 1 if both variables k, k' and an unknown variable t (marked with a bold edge) are locked between intersections g, u (see Figure 5).

We see that the variables g, u cannot occur elsewhere in the color-structure due to the bounded variable occurrence. If we expand k, k' , we might lock the color of g or u . If so, the two other occurrences of g' and g'' or u', u'' need to be locked in a similar way as k, k' . Therefore, we check how they are locked (Case 1, 2 or 3) and proceed likewise.

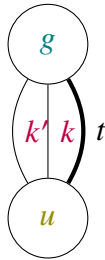


Figure 5: Case 1

Case 2: C-shape

We have Case 2 if we lock both variables at the same time between intersections g, u without locking another unknown variable (see Figure 6, example labels on the bold edges).

Thus, the variables g, u may occur in another clause since we can have up to three occurrence in our current color-structure. Without loss of generality, we assume that the variables of the same color as g, u occur as labels on the C-shape, since otherwise there are locked in a scenario similar to Case 1, 2 or 3, which can be resolved.

The two edges (marked bold) that can be used to lock the variables of the same color of g, u but there are at least four other distinct variables of that color (g', u', g'', u''). As a result, either there is no new color locked after we locked either g or u or the remaining variables are locked elsewhere in the color-structure. Therefore, we check how they are locked (Case 1, 2 or 3) and proceed likewise.

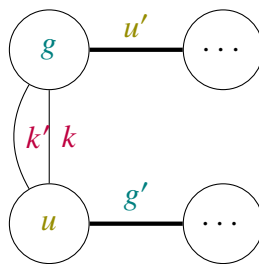


Figure 6: Case 2

Case 3: Cluster

We have Case 3 if we lock only one variable of the color of k and an unknown number of other variables between g and u (see Figure 7). We focus on the case where k is locked. The other variables k' is assumed to be locked in a similar structure.

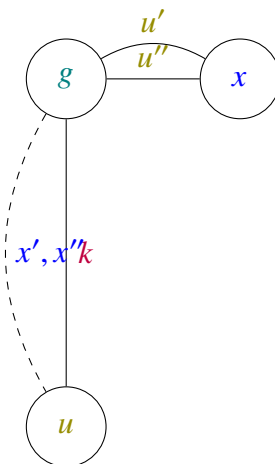


Figure 7: Case 3

If u' and u'' are in a clause that is connected to u , we can switch, lock u and expand u' or u'' and thus, free k . In other words: a positive clause with less than three different colors is satisfied if each color has at most one variable set to false.

Thus, there need to be at least one other intersection x that locks u' and u'' in between. If x

locks only one of them, the other one need to be locked elsewhere in the color-structure, thus, in Cases 1, 2 or 3. If it is not locked, we can expand k without locking the color of u . Similar, it holds for g , whereby we could use either x or another variable to lock variables of the color of g . In either case, we need to lock x' and x'' . If we lock them with new intersections, we end up in Case 1, 2 or 3. But we cannot lock them with g and u since then, the variable g needs to occur five times. Subsequently, either x' and x'' is not locked, thus, can be expanded in case we want to expand k , lock u , expand u' or u'' and lock x .

These three cases can be seen as blocks. Chains of these blocks are possible and occur (see Figure 8). In particular, Case 1 and Case 2 can follow each other in arbitrary order. At some point, this must result in a loop or end without a locked color since there are only finitely many clauses.

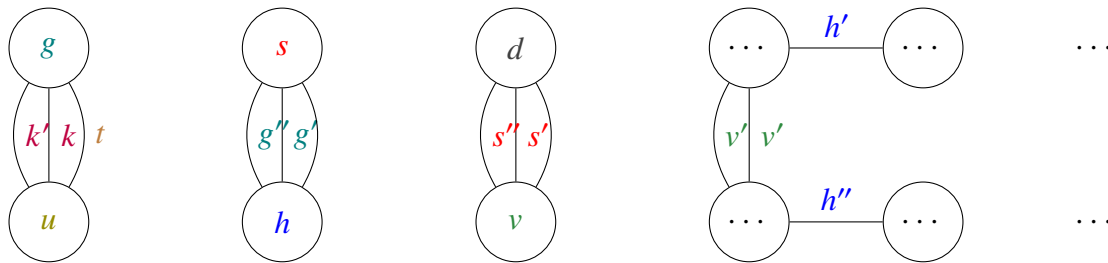


Figure 8: A chain of Cases 1 and 2

We think of a loop of reassignments as: Each reassignment leads to another reassignment until the last step of reassignments indicates that the initial variable has to be set back to its original value. This cannot happen due to bounded occurrence. We observe that a reassignment only takes place if a variable is first an intersection and then locked or the other way around. Nonetheless, a loop could only force an intersection to be locked again since the reason for a reassignment is a color locked due to this intersection.

If we face Cases 1, 2 or 3, we have several options which variable to reassign. The initial intersection (that would be k'' or reassigned variables due to the reassignment of k'') needs to have a connection to those possibilities. Subsequently, a connection to the three different variables of one color. At least one clause where this variable occurs is already used, otherwise, the variable would not have been reassigned in the first place.

Thus, there need to be positive clauses that contain the initial variable and variables of the several options that were to reassign. But each unnegated variable can occur at most three times.

We considered so far three Cases 1, 2 and 3 and there are no other cases if you assume that k, k' occur only once in the current color-structure. There are no other cases since we went through all possible edges with at least one labeled k or k' between intersections g and u given that each variable occurs three times unnegated.

If k, k' occur several times in the current color-structure, they might be locked in several places at the same time. Thus, combinations of those three cases may occur. We observe that the respective cases do not interfere, so we can resolve them one after the other. This is because the current color-structure has only one locked color, so we change the assignment of two variables (a and k''). This may cause the color of k and up to two other variables

(in clauses that contain one intersection and a) to be locked. These variables can be locked simultaneously via Cases 1, 2 or 3 but must have different intersections due to bounded occurrence. Concretely, the Cases 1, 2 and 3 cannot be combined because the occurrences of g, u are limited by three. Subsequently, we can resolve each locked variable one after the other.

In sum, we can always find a new assignment without causing other locked colors. The number of chosen intersections that do not lead to a locked color has subsequently increased by one. Thus, we can follow Algorithm 1 until we reach another locked color and can fix described above. At some point, we are going to have intersections of each color which is by definition a satisfying color-structure. With Lemma 1, we conclude that there is a satisfying assignment for the given formula F . \square

In the following, we see an example illustrating the process of reassignment in the case of a locked color.

Example 1. Take the formula

$$\begin{aligned}
&(\overline{x_1} \vee \overline{x_2} \vee \overline{x_3}) \wedge (\overline{x_4} \vee \overline{x_5} \vee \overline{x_6}) \wedge (\overline{x_7} \vee \overline{x_8} \vee \overline{x_9}) \wedge (\overline{x_{10}} \vee \overline{x_{11}} \vee \overline{x_{12}}) \wedge (\overline{x_{13}} \vee \overline{x_{14}} \vee \overline{x_{15}}) \wedge (\overline{x_{16}} \vee \overline{x_{17}} \vee \overline{x_{18}}) \\
&\quad \wedge (\overline{x_{19}} \vee \overline{x_{20}} \vee \overline{x_{21}}) \wedge (\overline{x_{22}} \vee \overline{x_{23}} \vee \overline{x_{24}}) \wedge (\overline{x_{25}} \vee \overline{x_{25}} \vee \overline{x_{27}}) \\
&\wedge (x_5 \vee x_7 \vee x_{13}) \wedge (x_7 \vee x_{10} \vee x_{13}) \wedge (x_8 \vee x_{10} \vee x_{13}) \wedge (x_9 \vee x_{10} \vee x_{17}) \wedge (x_5 \vee x_9 \vee x_{25}) \\
&\wedge (x_2 \vee x_{17} \vee x_{25}) \wedge (x_2 \vee x_{22} \vee x_{25}) \wedge (x_{11} \vee x_{22} \vee x_{28}) \wedge (x_4 \vee x_{16} \vee x_{22}) \wedge (x_1 \vee x_{16} \vee x_{28}) \\
&\quad \wedge (x_6 \vee x_7 \vee x_{28}) \wedge (x_6 \vee x_{12} \vee x_{16}) \wedge (x_3 \vee x_6 \vee x_9)
\end{aligned}$$

For readability, we color negative clauses

$$\begin{aligned}
&(\overline{x_1} \vee \overline{x_2} \vee \overline{x_3}) \wedge (\overline{x_4} \vee \overline{x_5} \vee \overline{x_6}) \wedge (\overline{x_7} \vee \overline{x_8} \vee \overline{x_9}) \wedge (\overline{x_{10}} \vee \overline{x_{11}} \vee \overline{x_{12}}) \wedge (\overline{x_{13}} \vee \overline{x_{14}} \vee \overline{x_{15}}) \wedge (\overline{x_{16}} \vee \overline{x_{17}} \vee \overline{x_{18}}) \\
&\quad \wedge (\overline{x_{19}} \vee \overline{x_{20}} \vee \overline{x_{21}}) \wedge (\overline{x_{22}} \vee \overline{x_{23}} \vee \overline{x_{24}}) \wedge (\overline{x_{25}} \vee \overline{x_{25}} \vee \overline{x_{27}})
\end{aligned}$$

and abbreviate variables.

$$\begin{aligned}
&(5 \vee 7 \vee 13) \wedge (7 \vee 10 \vee 13) \wedge (8 \vee 10 \vee 13) \wedge (9 \vee 10 \vee 17) \wedge (5 \vee 9 \vee 19) \\
&(2 \vee 17 \vee 19) \wedge (2 \vee 22 \vee 19) \wedge (11 \vee 22 \vee 25) \wedge (4 \vee 16 \vee 22) \wedge (1 \vee 16 \vee 25) \\
&\quad \wedge (6 \vee 7 \vee 25) \wedge (6 \vee 12 \vee 16) \wedge (3 \vee 6 \vee 9)
\end{aligned}$$

We start, by applying the algorithm and expand the variables in the following order:

$$10, 13, 9, 25, 22, 19, 16, 6 \text{ (assignment } \odot \text{)}$$

considering to choose always the variable with low risk of that color being locked first (property ★). This results in the following color-structure (see Figure 9), locking the color light green (variables 1, 2 and 3).

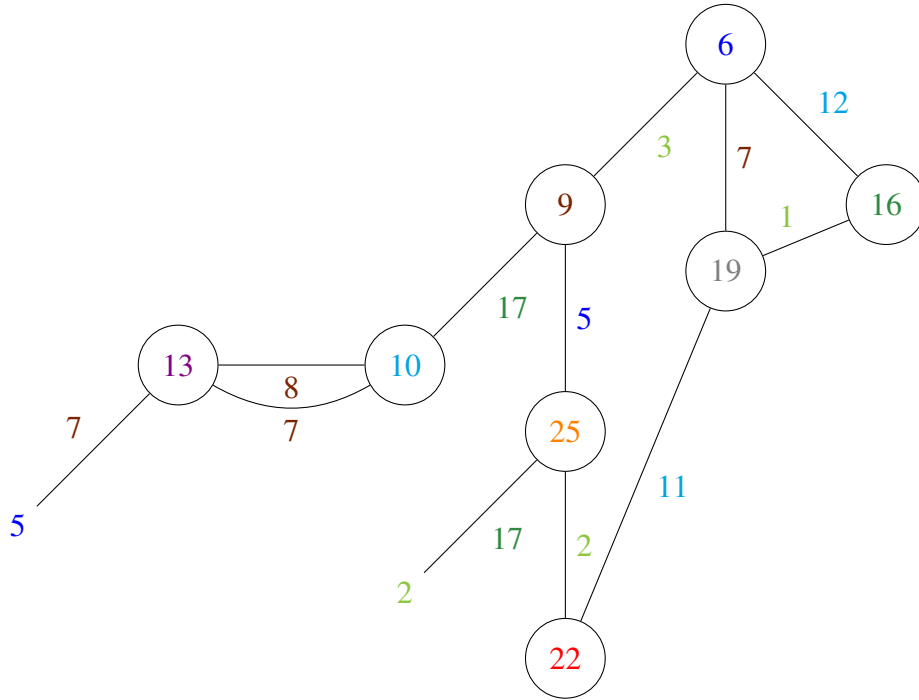


Figure 9: Translating to a color-structure

Having a locked color, leads us to our case distinction. We observe Case 2 and Case 3 at the same time since 7, 8 are locked between 13 and 10 and simultaneously, 7 is locked between 6 and 19. To be able to expand 3, we lock 9 and then decide (although 8 is less effort) to expand 7. The variable 7 occurs three times in the color-structure, thus, our reassignment entails locking the variables 10, 19 and 5 which was already locked. At first sight, locking 10 seems to entail locking the whole color. In this case, we can expand 10 to avoid that. Otherwise, we needed to reassign the variables 12 and 16. This leads to the modified color-structure (see Figure 10).

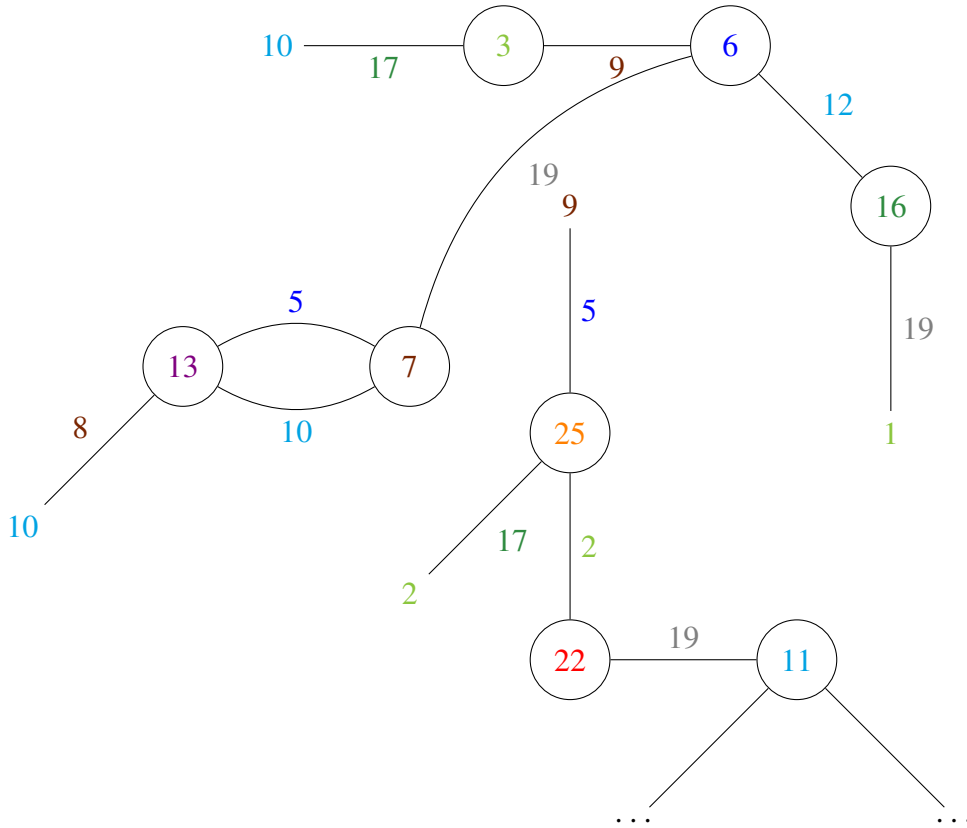


Figure 10: Modified color-structure

Now, we can extract the satisfying assignment: We set the following variables to false

$$x_{13}, x_7, x_{25}, x_{22}, x_{11}, x_{16}, x_6, x_3$$

and all remaining ones to true. In comparison, to the initial assignment \odot , we haven't decreased the number of variables with an assigned truth values but switched truth values of $x_{13}, x_7, x_{11}, x_{19}$.

Conclusion

In sum, we introduced the term of a color-structure encoding assignments for formulas of the type SAT- $(k, 1)$ with $k \geq 1$. Algorithm 1 indicated an algorithm how to translate a formula of that type into a color-structure. We reason on how a color-structure must look like such that it encodes a satisfying assignment and this, we used to modify Algorithm 1 such that for formulas of type SAT- $(3, 1)$ it always returns a color-structure from which we can deduce a satisfying assignment.

The question remains open if this can be done for formulas of type SAT- $(4, 1)$ as well.

References

- [Coo71] Stephen A. Cook. “The Complexity of Theorem-Proving Procedures”. In: *Proceedings of the Third Annual ACM Symposium on Theory of Computing*. STOC '71. Shaker Heights, Ohio, USA: Association for Computing Machinery, 1971, pp. 151–158. ISBN: 9781450374644. DOI: [10.1145/800157.805047](https://doi.org/10.1145/800157.805047).
- [DD21] Andras Darmann and Janosch Döcker. “On simplified NP-complete variants of Monotone 3-Sat”. In: *Discrete Applied Mathematics* 292 (2021), p. 57.