

Understanding How People with Binge Eating Disorder and Bulimia Interact with Digital Food Content

RYUHAERANG CHOI, KAIST, Republic of Korea

SUBIN PARK, KAIST, Republic of Korea

SUJIN HAN, KAIST, Republic of Korea

SUNG-JU LEE, KAIST, Republic of Korea

A large body of research has focused on understanding how online content and disordered eating behaviors are associated. However, there is a lack of comprehensive studies investigating digital food content's influence on individuals with eating disorders. We conducted two rounds of studies (N=23 and 22, respectively) with individuals with eating disorders to understand their motivations and practices of consuming digital food content. Our study reveals that individuals with eating disorders anticipate positive effects from digital food media to overcome their condition, but in practice, it often exacerbates their disorder. We also discovered that many individuals have experienced a cycle of quitting and returning to digital food content consumption. Based on these findings, we articulate design implications for digital food content and multimedia platforms to support individuals vulnerable in everyday online platform interactions.

1 INTRODUCTION

Caution: *This paper discusses eating disorders and includes media that could potentially be a trigger to those dealing with eating disorders. Please use discretion when reading and disseminating this paper.*

Digital media's exponential growth has made food content ubiquitous and diversified. On social media, the popularity of food videos (e.g., eating and cooking broadcasts) and images has significantly increased [2, 14, 31, 46]. On TikTok, the hashtag #TikTokFood has been viewed over 43 billion times [39] and Instagram has over 292 million posts tagged with #foodporn [27]. The online food market, especially food delivery services often showcasing visually enticing images, has also seen tremendous growth, more than threefold, since 2017, rising as a global market worth more than \$150 billion [3, 26].

A growing body of research examines the impact of increased exposure to various food content on eating habits and dietary health [35, 50, 55, 56, 73]. The trend of watching and posting food images and videos with catchy hashtags has been associated with inadequate eating habits [59, 77], unhealthy food choices [7, 53], and overeating [8, 23] through various visual and social factors [61]. Ordering food using online services is also known to involve unhealthy food choices [78], unhealthy eating [17], and obesity [65]. Moreover, most digital food content uses delivered food [31], and combining eating content with online food delivery services could lead to unhealthy lifestyles.

While the impact of various digital food content on the dietary health of general populations has been explored, little is known about the effect on *individuals with eating disorders* (EDs), who are more sensitive to such content [28, 42]. In this regard, we aim to shed light on the experience of people with disordered eating behaviors in relation to digital food content by answering the following research question: *How do people with EDs perceive and interact with digital food content?*

To address our research question, we conducted two rounds of studies with individuals with eating disorders: one round of exploratory study (N=23) and another in-depth study (N=22). In this work, we narrow the focus group to people with binge eating disorder (BED) and bulimia

Authors' addresses: Ryuhaerang Choi, KAIST, Daejeon, Republic of Korea, ryuhaerang.choi@kaist.ac.kr; Subin Park, KAIST, Daejeon, Republic of Korea, subin.park@kaist.ac.kr; Sujin Han, KAIST, Daejeon, Republic of Korea, sujinkan@kaist.ac.kr; Sung-Ju Lee, KAIST, Daejeon, Republic of Korea, profsj@kaist.ac.kr.

nervosa (BN) as these two disorders have similar characteristics [24, 67]. They are the most prevalent among EDs [22, 58], while still representing two distinct categories of eating disorders.¹

We conducted the exploratory study with 23 individuals (10 for surveys only, 13 for surveys and interviews) with BED or BN to understand digital food content types linked to their ED symptoms, although we did not bring up digital food content before they voluntarily mentioned it. Our analysis reveals two representative digital food content consumption positively associated with ED symptoms: digital food media (images and videos) and food delivery apps.

To deepen our understanding of ED individuals' motivation and practices of consuming each type of digital food content, we conducted surveys and in-depth interviews with 22 individuals with BED or BN. Our main finding highlights a significant disparity between the expectations of individuals when using digital food content (e.g., vicarious satisfaction) and the actual outcomes they experience (e.g., a binge-eating stimulus). Amidst this disparity, many individuals have experienced a cycle of quitting and returning to digital food content consumption behavior. In addition, we identified a unique category of digital food media that some utilized as a self-care strategy: binge-eating broadcasts filmed by ED patients.

Our finding emphasizes the significant impact of digital food exposure on individuals with eating disorders, often resulting in developing or exacerbating disordered eating behaviors. The increasing presence of virtual food potentially triggering unhealthy eating habits fails to effectively tackle the growing occurrence of eating disorders, which is a concern for relevant organizations and policymakers [68, 70]. Understanding the significance of visually and auditorily presented food in today's context is crucial for guiding populations toward more appropriate food behaviors and choices. From our findings, we suggest future directions for digital food content, focusing on harmonizing it with user perspectives to regard such disparities.

The main contributions of this paper are summarized as follows.

- We identified two representative kinds of digital food content, digital food media and food delivery apps, associated with eating disorders in everyday life.
- Through an in-depth study, we revealed the perceptions, motivations, and patterns of consuming digital food content among individuals with eating disorders.
- Finally, we offered insights for future directions in digital food content curation and provided design implications to improve multimedia platforms for vulnerable populations. Our study complements prior research on digital food content by focusing on individuals with eating disorders, providing unique insights into their consumption patterns and implications for HCI designers.

2 RELATED WORK

2.1 Eating Disorders and Digital Content Use

The intersection of digital content use and eating disorders has been a focal point in the CHI community [51, 52]. Extensive engagement with various forms of digital media, including exposure to pro-eating disorder content and imagery related to idealized body images, has been linked to the onset and exacerbation of eating disorders [9]. These connections are underpinned by the cultivation of unrealistic body standards, reinforced by media platforms that often emphasize thinness and perfection as desirable traits [6]. Individuals vulnerable to body dissatisfaction and disordered eating behaviors are particularly susceptible to these media messages, as they fuel the internalization of harmful beauty ideals [49].

¹Binge eating disorder is characterized by recurrent episodes of excessive eating in a short timeframe (e.g., 2 hours) and feeling a loss of control over their eating behavior [15]. Bulimia nervosa involves a cycle of binge eating and compensatory behaviors, such as self-induced vomiting [19].

Moreover, the evolution of social media platforms has introduced a new dimension to the relationship between media consumption and eating disorders [6]. The curated nature of content on platforms such as Instagram and TikTok often showcases idealized body images and aspirational lifestyles, creating an environment where users constantly compare themselves to influencers and celebrities [48]. Such social comparison can lead to negative body image and self-esteem, driving individuals to engage in disordered eating behaviors in pursuit of unrealistic standards. The pervasive exposure to such content via social media may contribute to the persistence and intensification of eating disorder symptoms.

Overall, the complex interplay between digital media consumption and eating disorders underscores the need for comprehensive investigations that consider the multifaceted nature of media impact on mental health [10, 11]. While a substantial body of research has explored the link between various media consumption and eating disorders, there is a notable gap in our understanding of the specific association between food-related content, which is closely connected to dietary health [35, 50, 55, 73], and disordered eating behaviors.

2.2 An Overarching Presence of Digital Food Content

Digital food content comprises diverse multimedia materials that revolve around the food theme. This encompasses various content types, including captivating recipe videos, tantalizing food imagery, informative cooking tutorials, and engaging food blogs. Moreover, the proliferation of food delivery apps that present visually captivating food pictures has expanded digital food content, providing users with seamless access to various culinary offerings through their digital devices [45].

In today's digital age, the prevalence of digital food content is palpable across various online platforms [31, 39, 46, 76]. Individuals are constantly exposed to various food-related content, from social media networks to video-sharing platforms, dedicated food websites, and mobile applications. This content not only caters to culinary enthusiasts seeking inspiration and knowledge [14, 75] but also to a broader audience drawn by the visual allure and cultural narratives associated with food [2, 53, 64]. As a result, the pervasive presence of digital food content has transformed how people engage with and perceive food in their daily lives [77].

This omnipresence of digital food content underscores the need to explore its impact on eating behaviors, especially among individuals with eating disorders. The subsequent section delves into the intricate dynamics of digital food content's influence on individuals' eating behaviors, shedding light on its constructive and potentially detrimental effects.

2.3 Double-sided Impact of Digital Food Content on Eating Behaviors

Digital food content exerts a complex influence on individuals' eating behaviors, presenting a dual-sided impact characterized by both constructive and detrimental facets [66]. While many individuals engage with digital food content for inspiration, recipe ideas, and cultural connections to food [14], the comprehensive impact of such media on individuals with eating disorders, who are much more sensitive to digital food content than the general population [41, 60], has received limited attention. The relationship between individuals' consumption of digital food content, including the engagement with eating broadcasts, and the potential escalation of disordered eating behaviors has garnered recognition in prior research, primarily focusing on the general population [4, 74]. However, these investigations have yielded varying insights and have yet to explicitly target individuals with eating disorders.

Certain instances of digital food content consumption have been associated with fostering positive eating habits and healthier dietary choices. Informative cooking tutorials, recipe demonstrations, and nutrition education videos can empower individuals to experiment with wholesome meal options and develop improved culinary skills [75]. These platforms potentially serve as educational

tools, equipping users with knowledge to make informed decisions about their food intake. Such exposure can lead to a sense of agency in managing dietary preferences and restrictions, encouraging healthier relationships with food [16]. Furthermore, for certain individuals, engaging with digital food media provides a sense of presence that helps alleviate their loneliness [5]. However, it is essential to acknowledge that these potential positive effects are not uniformly experienced, and their effectiveness can depend on individual and personal contexts [61, 66].

Conversely, a growing body of research has highlighted the potentially detrimental impact of digital food content, especially when exacerbating unhealthy eating habits [56, 64]. The omnipresence of visually appealing, calorie-laden food imagery in digital content can escalate disordered eating behaviors [8]. Studies have pointed out that exposure to images and videos of excessive food consumption, particularly those featuring eating challenges or binge eating, can inadvertently trigger or reinforce unhealthy eating patterns [63]. Such content inadvertently glorifies or normalizes overconsumption [38]. Additionally, the visual appeal of enticing food displays and the sensory experience of hearing eating sounds may inadvertently intensify cravings and compulsive eating tendencies [5, 64].

In addition, food delivery apps, despite their convenience, have been implicated in negatively influencing eating habits. These platforms often feature visually appealing images of indulgent and calorie-rich foods strategically designed to entice users [32]. Such visual appeals can lead to impulsive and unplanned consumption online [43]. Moreover, frequent food delivery apps can normalize excessive consumption and encourage a sedentary lifestyle, further exacerbating the risk of weight gain and related health issues [45, 65]. The targeted marketing tactics employed by these apps may amplify the temptation to order food impulsively, making it challenging for individuals, especially those susceptible to disordered eating tendencies, to maintain a balanced and mindful approach to their eating habits.

The current research landscape lacks a profound understanding of how individuals with eating disorders engage with digital food content—a realm encompassing spontaneous interactions and passive influences. A few existing research studies have been limited to quantitative survey-based studies such as examining the correlation between the presence of eating disorders and the frequency of digital food content (i.e., eating broadcast) consumption [36, 38, 74]. While these studies have been valuable in establishing a link between eating disorders and digital food content, the intricacies of these interactions with digital food content have mainly been uncharted territory. Delving into the unique ways individuals with eating disorders engage in digital food content, whether through active exploration or passive exposure, remains a vital void in the literature. Our study aims to illuminate these intricate dynamics, unraveling the profound impact these interactions have on their attitudes, behaviors, and overall well-being. By addressing this gap, we provide insights into the mechanisms underpinning the sway of digital food content on this population, paving the way for tailored interventions and support mechanisms that are sorely needed.

3 EXPLORATORY STUDY: INTERVIEWS

Before delving deeply into the investigation of how digital food content affects individuals with EDs, we conducted IRB-approved exploratory interviews to broadly understand how people with BED and BN perceive digital food content and assess its impact.

3.1 Participants and Interview Protocol

We recruited 23 participants (aged 18-43, mean=26.2 years) through an advertisement post on an online community for people with EDs under permission of the moderators [12]. Table 1 provides an overview of the participant demographics, ED information, and types of digital food content listed spontaneously by each participant.

P	Age	Gender	ED Population	Diagnosis (formal/self)	ED Duration (yrs)	EDE-Q Score	Interview	Survey	Listed Digital Food Content
1	18	Female	BN	formal	1.17	4.83		Yes	
2	19	Female	BED	self	4	-		Yes	
3	20	Female	BN	formal	5	5.39	Yes		food content, food delivery apps
4	20	Female	BED	self	7	5.48	Yes	Yes	food content
5	21	Female	BN	self	1	-		Yes	
6	23	Female	BN	formal	2.5	4.68	Yes	Yes	food delivery apps
7	23	Female	BN	self	4	4.22	Yes	Yes	food content
8	23	Female	BN	formal	6.42	4.98	Yes	Yes	food delivery apps
9	24	Not to disclose	BN	self	1	4.32	Yes		food delivery apps
10	24	Female	BN	formal	4	4.55	Yes	Yes	food content, food delivery apps
11	24	Female	BED	formal	5	3.97	Yes	Yes	food content, food delivery apps
12	24	Female	BED	self	9	-		Yes	food delivery apps
13	25	Female	BN	formal	2.17	5.03	Yes		food content
14	25	Non-binary	BN	self	3	4.16	Yes		food content
15	26	Female	BN	self	3	3.52	Yes	Yes	food content, food delivery apps
16	27	Female	BN	formal	13	-		Yes	
17	29	Male	BED	self	29	-		Yes	food content
18	30	Female	BED	self	0.17	-		Yes	food content
19	30	Not to disclose	BN	formal	4	3.98	Yes	Yes	food delivery apps
20	30	Female	BN	formal	15	-		Yes	
21	36	Female	BN	formal	17	4.66	Yes		
22	38	Female	BED	self	6.92	-		Yes	
23	43	Female	BED	self	20	-		Yes	food content

Table 1. Exploratory study participants demographic and eating disorder information.

Our study intentionally included individuals who were either formally diagnosed or self-diagnosed. By doing so, we aimed to encompass a population that may not have sought professional treatment, providing insights into the often overlooked experiences of these individuals within a clinical context. Ten participants only participated in online surveys due to social stigma associated with eating disorders [57]. The survey included questions about their ED diagnosis and computing device usage behaviors associated with normal meals and binge eating to identify the differences.

For participants who engaged in interviews, we additionally requested them to complete the Eating Disorder Examination Questionnaire 6.0 (EDE-Q) before the interview via email [18]. Higher scores on the EDE-Q indicate problematic eating behaviors and attitudes. Notably, the EDE-Q scores of our study's interviewees (4.56 ± 0.56) were higher than those of the general population (0.93 ± 0.86), as well as individuals diagnosed with BED (3.46 ± 1.04) or BN (4.37 ± 1.04) [1]. We then conducted and recorded remote Zoom interviews and transcribed the interviews under consent. As EDs are associated with social stigma [57], we allowed the participants to turn off their cameras during the interview freely. During the interviews, we asked participants to describe their computing device usage behaviors associated with normal meals and binge eating in detail. Additionally, we inquired about any digital apps and content they perceived to affect their eating disorder symptoms. To accurately estimate how many participants consider exposure to digital food content to affect their symptoms, we did not bring up food content unless participants voluntarily mentioned it in both surveys and interviews. Only the interviewees, not survey-only respondents, were rewarded approximately USD 23 for the survey and a one-hour interview.

3.2 Results & Analysis

We followed inductive thematic analysis [29]. The first author used the inductive approach to open-coded the survey responses and interview transcripts. Then, every author reviewed the data and emerging themes throughout multiple regular discussions. Finally, we developed two themes that capture types and usage of digital food content correlated with their ED symptoms. In this paper, we report only themes that involve digital food content because other types of digital content,

such as body images on social media, have been reported from previous studies that investigated triggering multimedia content for ED patients [49].

3.2.1 Digital Food Content Associated with Disordered Eating. Eleven participants stated various **Digital Food Media**, including recipe blog posts, food pictures, food crunch or chewing ASMR videos² and eating broadcasts, as associated digital food content. For instance, several participants revealed they search for digital food media when hungry instead of actually eating, and viewing such digital food media triggers ED symptoms. P4 described, *“I watch eating broadcasts when I am famished. Say, I watch it about ten times. Then, three of them end up binge eating. I think it is because I am overwhelmed by my hunger.”* Some participants indicated that recommended digital food media by multimedia platforms also stimulates their ED symptoms. P7 said, *“When I repeatedly view such things (suggested digital food media), I unconsciously feel the urge to eat it. It would be okay if I could eat it without feeling guilty about it, but if I, even once, feel guilty (because it would lead to weight gain), it piles up on and on, pushing me to binge eat. So, in the long run, it does have an impact.”*

Nine participants referred to **Food Delivery Apps** for surfing restaurants and food pictures or for ordering food to binge eat. P10 remarked, *“I just wanted to look at pictures to ease my hunger. So, I used to open the (food delivery) apps.”* In addition, every participant mentioned that *“the main route to binge eating is through the food delivery apps”* (P6). Most indicated that the convenience of food delivery apps has become a pathway to binge eating. P8 said, *“It’s very accessible. When I have the urge to binge eat, I don’t want to move, so I often order food through delivery apps on purpose.”*

3.2.2 Practices of Digital Food Content Consumption Associated with Disordered Eating. Five participants said that **Actively Searching for Digital Food Media** is a characteristic behavior associated with binge eating and purging. P13 said, *“When I binge eat, I search for eating broadcasts on YouTube. I think I had this habit for a year. At first, I just watched eating segments from daily video logs posted by YouTubers I like. These days, I watch 30-minute eating broadcasts uploaded by foodie YouTubers. I don’t even subscribe to them, but I go out of my way to actively search for those videos.”*

Seven participants mentioned they **Overuse Food Delivery Apps**. They stated that they mainly use food delivery apps to obtain food to binge eat. P3 said, *“I ordered many high-calorie foods using food delivery apps. The amount of food I order (for binge eating) is remarkably different (compared to when I order for a normal meal).”* Additionally, they use these apps not only for ordering but also for browsing restaurant menus and food images.

Our exploratory study confirmed that many ED patients relate digital food content to their ED symptoms. To further investigate how individuals with ED interact with digital food content, we conducted in-depth surveys and interviews centered on digital food content and associated ED symptoms.

4 IN-DEPTH SURVEY AND INTERVIEW

4.1 Participants

We recruited 22 participants (aged 18~41, mean=26.7 years; 21 identified as female and 1 as male) through advertisement posts on the online social support communities for people with EDs under permission of the moderators [12, 30]. Table 2 presents participants’ demographics and ED diagnosis information. Two in-depth study participants, P9 and P11 (P6 and P8 in the exploratory study, respectively), also participated in our exploratory interviews. To be eligible for the study, participants were required to (1) be over 18 years old and (2) have an ED (symptoms of BED or BN). Since many people do not seek treatment for their EDs, eligibility for this study was not contingent upon

²An Autonomous Sensory Meridian Response (ASMR) refers to a tingling sensation in response to specific visual, auditory, or tactile stimuli. ASMR videos often feature soothing voices, tapping, eating, and other soothing sounds.

P	Age	Gender	ED Population	Diagnosis (formal/self)	ED Duration (yrs)	EDE-Q Score	Listed Digital Food Content
1	18	Female	BN	self	1	4.86	food media, food delivery apps
2	20	Female	BN	self	0.25	3.84	food media
3	20	Female	BN	self	1	4.67	food media, food delivery apps
4	21	Female	BN	formal	2	4.38	food media
5	22	Female	BED	self	3	4.41	food media
6	22	Female	BN	formal	3.08	5.30	food media
7	22	Female	BN	formal	10	5.11	food media
8	23	Female	BN	self	3	2.72	food media, food delivery apps
9	23	Female	BN	formal	3	4.59	food media, food delivery apps
10	24	Female	BED	self	2	4.19	food media
11	24	Female	BN	formal	6	5.27	food media
12	25	Female	BN	self	5	4.82	food media, food delivery apps
13	26	Female	BED	self	2	5.36	food media
14	26	Female	BN	self	2	4.71	food media, food delivery apps
15	29	Female	BN	self	1	4.96	food media
16	29	Female	BED	self	2	4.47	food media, food delivery apps
17	33	Female	BN	formal	7.17	5.21	food media, food delivery apps
18	33	Female	BN	self	15	5.03	food media, food delivery apps
19	34	Female	BED	formal	10	5.03	food media, food delivery apps
20	34	Female	BN	formal	15	4.32	food delivery apps
21	39	Male	BED	self	10	2.74	food media
22	41	Female	BN	self	20	0.72	food delivery apps

Table 2. In-depth study participants demographic, ED information, and listed digital food content.

a diagnosis. Participants, however, had to identify themselves as having BED or BN. Again, by recruiting users who did not seek treatment or had discontinued it, we could shed light on the needs of users whose struggles are largely ignored in a clinical setting.

4.2 Study Procedure

All phases of our IRB-approved user study were conducted remotely due to the high social stigma of EDs [57]. Participants responded to a survey via email before the interview. The survey included the EDE-Q and questions about their demographics, ED symptoms, and perceived impact of exposure to digital food content. We then conducted semi-structured interviews with all participants on Zoom. We allowed participants to turn off their cameras. Every interview was recorded and transcribed. Our interview delved into motivations and practices by asking questions about participants' experiences.

4.3 Analysis Method

We analyzed quantitative data from the survey to explore the perceived impact of digital food content. The Spearman's rank order correlation test was applied to responses to six questions (five-point scale rating) regarding the perceived impact of digital food content to assess the relationship between responses.

We also analyzed qualitative data from the survey and interviews to investigate how individuals with BED or BN interact with digital food content and how such content relates to disordered eating behaviors. We conducted inductive thematic analysis [29] on the responses to the descriptive questions in the survey and interview transcripts. The first and second authors individually conducted initial coding to determine and extract themes. All authors then finalized themes through multiple discussion sessions.

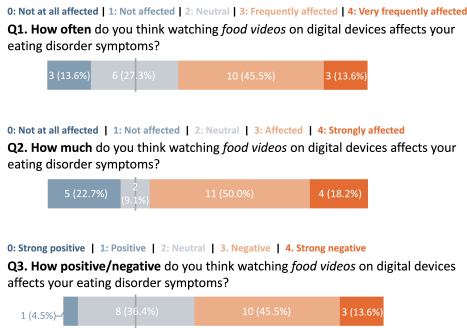


Fig. 1. The perceived frequency (Q1), significance (Q2), and direction (Q3) of impact of watching food videos.

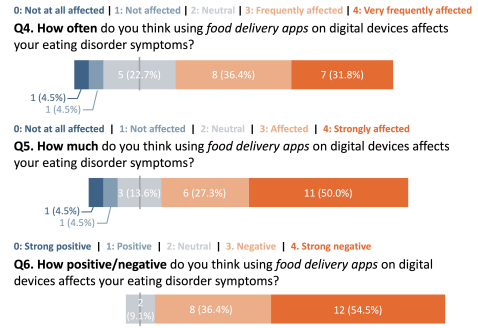


Fig. 2. The perceived frequency (Q4), significance (Q5), and direction (Q6) of impact of using food delivery apps.

5 IN-DEPTH STUDY RESULTS & ANALYSIS

5.1 Perceived Impact of Digital Food Content

To investigate how people with BED and BN perceive the impact of digital food content, we asked six related questions in our pre-survey. All six questions were measured using a five-point scale, ranging from 0 to 4 (Figure 1 and 2).

- Q1 **How much** do you think watching **food videos**³ on digital devices affects your eating disorder symptoms? (mean=2.64, stdev=1.05)
- Q2 **How often** do you think watching **food videos** on digital devices affects your eating disorder symptoms? (mean=2.59, stdev=0.91)
- Q3 **How positive/negative** do you think watching **food videos** on digital devices affects your ED symptoms? (mean=2.68, stdev=0.78)
- Q4 **How much** do you think using **food delivery apps** on digital devices affects your eating disorder symptoms? (mean=2.86, stdev=1.08)
- Q5 **How often** do you think using **food delivery apps** on digital devices affects your eating disorder symptoms? (mean=3.14, stdev=1.13)
- Q6 **How positive/negative** do you think using **food delivery apps** on digital devices affects your ED symptoms? (mean=3.45, stdev=0.67)

Figure 1 provides an overview of the responses regarding **watching food videos**. For the question asking the frequency of impact (Q1), no participant responded as being *not at all affected*. While three (13.6%) answered that they are *not affected*, thirteen (59.1%) responded that they are *frequently affected* or *very frequently affected*. Again, for the question about the significance of impact (Q2), no participant responded they are *not at all affected*. Five (22.7%) responded they are *not affected*. On the other hand, fifteen (68.2%) responded they are *affected* or *strongly affected*. Regarding the question about whether the perceived direction of the impact is positive or negative (Q3), no participant responded as *strongly positive*, but one participant, P22, (4.5%) responded its impact is *positive*. Her positive perceived impact stemmed from utilizing a unique category of food videos, specifically binge eating videos recorded by individuals with eating disorders, “*for promoting self-reflection on my symptoms rather than stimulating craving for food*” (P22). Meanwhile, thirteen participants (59.1%) responded its impact is *negative* or *strongly negative*. How digital food content affects our participants positively and/or negatively is described in Section 5.2.3.

³We chose food videos (e.g., eating broadcasts, cooking videos) as an exemplary food media since many participants in our exploratory study remarked food videos as food media.

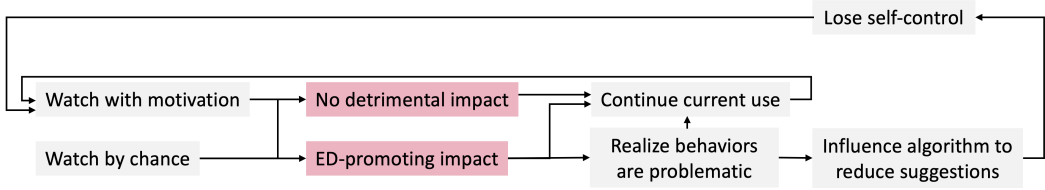


Fig. 3. Patterns of digital food media consumption. The grey boxes represent users' behaviors regarding digital food media consumption, and the red boxes represent the impacts of digital food media consumption.

The Spearman's rank order correlation test results show relationships among perceived significance, frequency, and direction of impact of watching food videos.⁴ There is a very strong direct correlation between perceived significance (Q1) and frequency of the impact (Q2) ($\rho=.84, p<.001$). There is also a strong direct correlation between perceived significance (Q1) and direction of the impact (Q3) ($\rho=.61, p=.005$). Specifically, a high perceived frequency of impact is associated with a negative perceived impact. These findings suggest that frequent exposure to food videos could increase the significance of impact and the likelihood of negative effects on people with EDs. In addition, the analysis result indicates a strong direct correlation between perceived significance (Q2) and direction of the impact (Q3) ($\rho=.61, p=.005$). In other words, the negative impact is associated with a large significance of impact. This finding highlights the need for interventions that address the negative impact of digital food content, particularly for those with high perceived significance.

Figure 2 depicts an overview of responses regarding **food delivery apps**. In response to the question regarding the frequency of impact (Q4), two participants who confirmed not using delivery apps responded as *not at all affected* or *not affected* by them. Meanwhile, fifteen (68.2%) answered that they are *frequently affected* or *very frequently affected*. Regarding the question about the significance of impact (Q5), again, two (9%) who responded as *not at all affected* or *not affected* were the ones who confirmed not using delivery apps. For the question asking whether the perceived direction of the impact is positive or negative (Q6), no participant responded that the direction of the impact is positive, while twenty (90.9%) responded as *negative* or *strongly negative*.

The correlations identified in the results for food videos are also evident in the findings for food delivery apps. There is a strong direct correlation between the perceived frequency (Q4) and significance (Q5) of the impact ($\rho=.82, p<.001$). Moreover, there is a low direct correlation between the perceived frequency (Q4) and the impact's direction (Q6). In addition, there is a moderate direct correlation between the perceived significance (Q5) and direction (Q6) of the impact ($\rho=.56, p=.010$). Overall, the findings suggest that individuals with BED or BN tend to view the influence of digital food content as negative, and this negative perception shows a positive correlation with both the frequency and intensity of its impact.

5.2 Interaction with Digital Food Content

5.2.1 Patterns of Digital Food Content Consumption. Participants discussed their consumption of digital food content concerning eating disorder symptoms and how it has changed over time. Based on their experiences, recurring patterns of consuming *digital food media*, such as food images and videos, emerged, as shown in Figure 3. Initially, they started consuming digital food media with various motivations described in Section 5.2.2 or simply upon them by chance. When they first began consuming digital food media, they found these media satisfying their motivations and believed they had no adverse effects. However, they began to perceive that viewing digital

⁴Please refer to our supplementary materials for visualizations of relationships among questions.

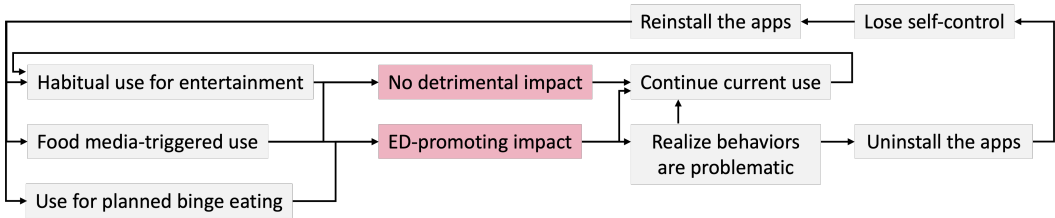


Fig. 4. Patterns of food delivery app use. The grey boxes represent users’ behaviors regarding food delivery app use, and the red boxes represent the impacts of food delivery app use.

food media exacerbated their eating disorder symptoms over time. Consequently, they would take deliberate measures to avoid watching such content. Nevertheless, there were instances where they would lapse and resume watching these media, either due to a loss of self-control or incidental circumstances.

We also identified similar recurring patterns of utilizing *food delivery apps*, as depicted in Figure 4. In the beginning, they either engaged in chronic use of these apps or resorted to them for ordering food for planned binge eating. Additionally, some people were influenced by digital food media, such as eating broadcasts featuring hosts consuming delivery food, which prompted them to use these apps. As they became aware of the negative impact of using food delivery apps on their eating disorder symptoms, they would uninstall the apps to discontinue their use. However, there were instances where they would reinstall these apps and fall back into the cycle of food delivery app usage, particularly during periods of weakened self-control.

We present their journey through identified themes followed by relevant quotations that illustrate their experiences of (1) motivations for digital food content consumption practices (Section 5.2.2), (2) how digital food content leads to or mitigates the urge to disordered eating (Section 5.2.3), and (3) the efforts made by individuals with ED to avoid digital food content and their subsequent relapses into recurring digital food content consumption patterns (Section 5.2.4).

Practice of Digital Food Content Consumption	Motivation
Actively Searching for Food Media	Craving for Food
	Expectations for Vicarious Satisfaction
	Expectations for Relief from Shared Experience
	Motivation for Change
	Expectations for Relief by Following the Media
Overuse of Food Delivery Apps	Habitual Window Shopping
	Orders for Disordered Eating

Table 3. Motivations for digital food content consumption practices. The themes for digital food content consumption practice are derived from our exploratory study.

5.2.2 Motivation. Our interview results reaffirm the themes observed in our exploratory study and deepen our understanding. We uncovered ED-related motivations for digital food content consumption practices. Table 3 outlines the themes about motivations that emerged from the in-depth study.

We identified five motivations for actively searching for *digital food media*. Many participants mentioned **craving for food** (N=13). P18 said, “I search for and watch food media when craving food.” The motivation of craving for food often accompanies **expectation for vicarious satisfaction** (N=7). In most cases, individuals with ED prefer to fill their hunger by watching eating broadcasts

rather than eating real food. Some mentioned “*the expectation of vicarious satisfaction*” (P4) as a trigger to search for food videos or subscribe to eating broadcast channels on YouTube.

Some searched for binge eating broadcasts filmed by people with EDs with **expectation for relief from shared experiences** (N=4). Through those videos, they sought “*relief from shared experiences and feel solidarity*” (P12). From shared experiences, every participant who remarked expectations for relief from shared experiences calms anxiety and stigma about having an eating disorder. **Motivation for change** (N=2) was another motivator for watching binge eating broadcasts. To quote P2, “*(Looking at people with EDs binge eat food) made me realize that such behavior looks very bad to other people. This made me reflect on myself. ... Hence, I seek them to motivate myself to overcome my eating disorder.*”

Additionally, a few stated **expectations for relief by following the media** (N=2). For instance, they followed cooking videos to “*alleviate the craving for food and feel relief by following the videos*” (P8).

We identified two motivations for the overuse of *food delivery apps*. Notably, more than half of the participants who associated food delivery apps with their ED behaviors mentioned **habitual window shopping** (N=6) as a motivation for using food delivery apps. They “*browse food delivery apps when bored, but do not order anything*” (P4). P16 said, “*it [food delivery app] is right there [on my phone], so I unconsciously open the app.*” Some participants said they use food delivery apps only to make **orders for disordered eating** (N=4), never for normal meals. They even said they often make multiple orders for disordered eating to get enough food to binge eat and purge. P7 said, “*When I binge eat, though I’m very full, I make multiple orders*”.

Summing up, participants primarily focused on consuming digital food media, expecting to quell the urge to binge eat to overcome eating disorders. In contrast, they used food delivery apps with motivations linked to engaging in disordered eating behaviors. More than half, six out of ten, of those who use food delivery apps use the apps for entertainment.

Digital Food Content		How Being Associated with Disordered Eating
Digital Food Media	Lead to Disordered Eating	D-L1 Stimulate Visually and Auditorily
		D-L2 Cannot Provide Vicarious Satisfaction
		D-L3 Present Abnormally Large Amount of Food Consumption
		D-L4 Trigger Overwhelming Thoughts about Food
		D-L5 Normalization of Eating Disorders
Mitigate Urge to Disordered Eating	D-M1 Curb Urge to Binge Eating by Following Recipes	
	D-M2 Provide Relief through Shared Experiences	
	D-M3 Promote Empowerment for Change	
Food Delivery Apps	Lead to Disordered Eating	F-L1 Lower Barrier of Getting Food

Table 4. Impact of digital food content on the urge to disordered eating; factors leading to and mitigating effects.

5.2.3 *Digital Food Content Leading or Mitigating Urge to Disordered Eating.* Through the interviews, we gained insights into how digital food content triggers disordered eating, mostly binge eating. We identified five themes about how *digital food media* triggers binge eating. Many participants discussed **D-L1 visual and auditory stimuli** (N=11) incite their urge to binge. P10 said, “*I can’t refrain myself from binge eating when I watch an eating broadcast with visual or auditory stimulation. The more my cravings are aroused (by watching it), the more and faster I eat.*” P2 commented “*the enticing display of food makes (the food media) more stimulating.*” Some participants mentioned that the eating sound makes digital food media more invigorating. P17 said, “*it stimulates my appetite more when YouTubers eat food with vivid sounds.*”

Our participants also noted that, despite their expectations for vicarious satisfaction, watching food media **D-L2 cannot provide them with vicarious satisfaction (N=6)** but instead increases the urge for food. P19 said, “*Looking back, I was falsely assuming that: oh, since the person in the video took my place and ate the food for me, I will be satisfied, which wasn’t the case, and my urges piled up, leading me to binge eat. Afterward, I regretted my actions and vomited.*” Although a recent study claims that the general population gets vicarious satisfaction through watching eating broadcast [37], our findings indicate that it does not always hold for people with BED and BN.

Every participant mentioned the **D-L3 abnormally large amount of food (N=22)** in eating broadcasts has a negative impact, such as making them normalize binge eating. P6 said, “*People who eat a lot of food make me think, ‘It is okay to eat this much because there are other people who eat that much.’*”

Among all the participants, there was a unanimous assessment of eating broadcasts, indicating that they were perceived to have either a negative or no impact. However, the views on the effects of other types of digital food media varied significantly. For instance, opinions regarding eating segments within non-food videos, such as vlogs, diverged. Some participants said that eating segments are different from eating broadcasts and thus are not related to their ED symptoms. Others, however, regarded eating segments in non-food videos and eating broadcasts as the same, attributing negative impacts from both.

Regarding cooking posts and videos, conflicting assessments emerged. Two participants who identified seeking relief as their motivation for watching digital food media (Section 5.2.2), expressed a positive view of cooking posts and videos. They found these resources helpful in **D-M1, curbing the urge to binge eat by following the recipes (N=2)** provided. On the other hand, some other participants experienced the opposite effect, as exposure to such media led them to “*continuously ruminate on the recipes and food*” (P4), **D-L4 triggering overwhelming thoughts about food (N=5)**.

For binge eating broadcasts, even the same individual experienced different impacts depending on the situation or circumstances at that time. They primarily fulfilled our participants’ motivations (Section 5.2.2), such as seeking **D-M2 relief through shared experiences (N=4)** and seeking **D-M3 empowerment for change (N=2)**. Moreover, they have made promises not to binge eat after watching binge eating broadcasts. P1 said, “*In the video, there are many instances where people regret and blame themselves for binge eating, so when I see that, I think, ‘I should eat in moderation, not like that.’*” In the meantime, P6 stated that she sometimes felt that she “*does not have to treat eating disorder, as many people do.*” This **D-L5 normalization of eating disorders (N=2)** could impede the recovery process for individuals with eating disorders.

In conclusion, while individuals with EDs often anticipate positive effects in overcoming eating disorders when they consume digital food media, in reality, these media frequently worsen the disorder instead. Moreover, the impact of digital food media varies depending on the individuals or the circumstances, leading to both positive and negative effects.

Regarding how *food delivery app* use contributes to binge eating, we identified a theme about how it assists disordered eating. Many participants mentioned the **F-L1 lower barrier of getting food (N=11)** on delivery apps compared with buying them in-person as a significant factor leading to binge eating. P11 said, “*food delivery apps enabled us to conveniently obtain food. People bring food to my door only with a few clicks. So I don’t need to be self-conscious of how I look to other people. I can finish the (binge eating) process as if nothing happened. This is really bad.*”

5.2.4 Efforts to Avoid Digital Food Content and Relapse. Eleven participants said they tried to avoid digital food media but often relapsed. The recommendation algorithm on digital media platforms was the most frequently stated driver of watching digital food media by chance. P16 remarked,

“(Eating broadcasts) appear in my feed because of the YouTube recommendation algorithm. I sometimes search for videos related to weight loss and this leads to YouTube suggesting eating broadcast videos. I usually watch eating broadcasts by stumbling upon them in my feed.” Many participants noted that they got more recommendations after watching more food videos. P17 said, *“Once I (search for food) videos, such videos are always on the Home tab whenever I open the app. Since the algorithm recommends related videos, exposure (to food content) gradually increases.”*

Participants mentioned that they tried to **influence the algorithm to reduce suggestions (N=8)** of food videos by unsubscribing from eating broadcast channels and/or deliberately searching for non-food content. They utilized the ‘Not interested’ and ‘Don’t recommend channel’ buttons on YouTube and the ‘Not interested’ button on Instagram to remove food content from their personalized algorithm. P11 said, *“There are different measures you can take to make the (YouTube) algorithm not recommend certain videos. So, I tried to use them to remove recommendations for food-related videos.”* In addition, P13 *“deliberately searched for random keywords to change recommendations.”*

Every participant who tried to modify their suggestion algorithm noted that such efforts often fail because they get back to actively searching for food-related videos whenever they lose self-control. The algorithm quickly responds to such behaviors. P2 said, *“Even after putting effort into removing food videos from my recommended feed, eventually, I give in to my urges and search for food videos. Food videos quickly showed up on my feed again.”*

Eleven participants reported that they tried to regulate food delivery app use. To regulate food delivery app use, all of the participants mentioned **uninstalling food delivery apps (N=11)** and some stated **deleting their accounts (N=3)**. However, such efforts often prove ineffective as they tend to reinstall the apps whenever they lose self-control, and reinstalling or creating new accounts is trivial. To quote P9, *“I repeatedly uninstall food delivery apps trying not to binge, but reinstall it whenever I want to binge”.*

In summary, our participants watched digital food media, mainly eating broadcasts, for various reasons. Some participants utilized food content other than eating broadcasts, such as cooking and binge eating broadcasts, to alleviate their ED symptoms. Participants generally opened food delivery apps out of an urge to binge eat. Some used food delivery apps out of boredom. Notably, a common pattern of behavior was observed in both digital food media consumption and food delivery app use, where participants tried to self-regulate their usage, but their efforts often went in vain.

6 DISCUSSION

6.1 Mindful Curation of Digital Food Content for Dietary Wellbeing

In the field of human-food technology interaction, there has been a growing emergence of research focused on promoting healthy eating [13, 34]. Simultaneously, a substantial body of research has been dedicated to improving the eating experience through enhancing the realism or stimuli of virtual food [5, 72]. Recent studies have also investigated how tech-mediated auditory stimuli, such as different music playing or manipulating eating sounds (e.g., amplifying and delaying) [40, 54], affect users’ eating practices. Understanding the impact of various stimuli related to food, as delivered through various technologies, on eating practices is essential. Coupled with our study, we believe this understanding could contribute to creating a more health-conscious and enjoyable experience in food multimedia design and curation, ultimately enhancing users’ experiences.

Our findings stress the importance of carefully curating food multimedia content that is increasingly captivating and engaging. Mindful content curation is particularly vital when promoting healthy eating among populations highly susceptible to the influential nature of digital content, such as individuals with eating disorders. It could offer a more supportive and balanced approach in

response to the challenges posed by provocative food content. Contrary to the prevailing content recommendation strategy, which often reinforces users' exposure to similar content [21, 47, 69, 71], a more mindful curation approach could be achieved by focusing on understanding users' sensitivities and actively counteracting potential negative impacts.

Multimedia platform designers could adopt a counterbalancing approach as a mindful curation strategy instead of perpetuating the frequent consumption of addictive and triggering food content. For instance, when users have engaged significantly with provocative food content (e.g., eating broadcast featuring binge eating), the platform could respond by increasing the frequency of recommending healthier content. Furthermore, if users excessively browse food pictures or place frequent food orders on delivery apps, the platform can respond by providing non-food or healthy eating content. This intentional effort to promote content emphasizing balanced meals and mindful eating practices or to prevent excessive digital food content consumption could mitigate the adverse effects of overly stimulating content. It could also be beneficial to predict the provocativeness of content. This would enable us to provide a counterbalance for viewers who have been excessively exposed to provocative content across several domains, not only food but also gaming (e.g., violent game video) and shopping (e.g., excessive shopping haul).

In addition, diversifying content recommendations to cater to users' well-being could be another mindful curation strategy. For instance, if a user has been consistently interacting with triggering food-related content, the platform could broaden its suggestions to encompass a range of relative topics, such as nutritional education, mindfulness techniques, and success stories of individuals who have overcome eating disorders without compromising the user experience of the recommendation algorithm. This approach could alleviate the potential negative impact and enrich users' experiences with valuable and empowering content.

In conclusion, our study results provide a deeper understanding of the influence of food multimedia on vulnerable populations, particularly individuals with eating disorders. By carefully designing and curating food multimedia, designers could create a more mindful, supportive, and beneficial digital food media landscape for vulnerable users. This, in turn, could ultimately contribute to fostering healthier relationships with food and enhancing overall well-being.

6.2 Towards Supportive and Mindful Multimedia Platform for Vulnerable Populations

Our participants frequently described situations where, even if they had previously indicated not to recommend food content, the algorithm would revert to suggesting food-related content if they accidentally engaged once. This pattern often left users feeling frustrated and discouraged, as the platform's algorithms seemed to negate their efforts to curtail exposure to food content. In this regard, platforms could offer users more control to tailor their content experience in alignment with their individual goals or sensitivities [44]. We provide several design implications that empower users to curate and personalize their content exposure, fostering a sense of agency and customization that aligns with their needs and preferences.

Recognizing that individuals' responses to content vary significantly, platforms could consider offering users the ability to guide their content recommendations. For example, a user may want to avoid overly stimulating or provocative food media content due to their susceptibility to such triggers, even though they may often find themselves relapsing and returning to such content, leading to unfavorable content recommendations. By providing steering options, platforms could help users shape a supportive digital environment tailored to their recovery journey and conducive to healthier relationships with food. This way, steering serves as a practical and user-centric approach to ensure that the algorithm stays within the desired boundaries of each individual. In addition, platforms should recognize the diverse sensitivities of their users.

In addition to steering options, platforms could allow users to reset or recover their content recommendation algorithms to conditions that are successfully aligned with their goals and well-being. Our participants reported that a single failure of self-regulation nullifies all previous efforts as the algorithm again recommends food content. This proactive approach empowers users to reverse the potential adverse effects of engaging with problematic content and regain a more positive content experience. By enabling users to recalibrate their content suggestions, platforms promote ongoing control and responsiveness, reinforcing the users' sense of agency over their content interactions.

Moreover, platforms could introduce time-based restrictions that enable users to control the duration and timing of their content engagement [25]. These time-based restrictions, specifically at the content level, could empower users to allocate dedicated time for viewing particular content types, such as food, gaming, or shopping. For example, users could set a time limit for browsing food delivery apps for non-mealtime. This, in turn, would reduce the risk of excessive exposure. Encouraging mindful and intentional engagement could prevent impulsive or compulsive content consumption, especially among individuals vulnerable to the adverse effects of stimulating content.

Furthermore, platforms could implement personalized alerts and interventions tailored to users' sensitivities. For instance, if a user repeatedly interacts with triggering food-related content, the platform could provide real-time guidance by suggesting healthier alternatives, mindfulness practices, or educational resources related to healthy eating. This real-time responsive support system enhances the user experience and contributes to a more holistic and user-centered approach.

Besides providing more control over content for users, platforms could implement a gradual exposure approach to cater to users susceptible to triggering content. This involves allowing users to adjust the intensity of content recommendations over time, gradually exposing them to potentially challenging material. Additionally, incorporating trigger warnings for certain types of content can give users the information they need to make informed choices about what content to engage with. This sensitivity to users' emotional well-being underscores the platform's commitment to their mental health.

Incorporating these design implications gives users greater control over their content experience and reinforces the platforms' commitment to promoting their well-being. By acknowledging the disparities arising from consuming digital food media and offering users tools to navigate these challenges, platforms can create a more inclusive and empowering environment that supports users' efforts to maintain a healthier relationship with food and overcome the negative impacts of disordered eating.

6.3 Limitations

Our participants' demographics are limited to South Koreans aged 18 to 43. Despite the growing popularity of eating broadcasts worldwide [5], our results might not be generalizable since eating broadcasts are more prevalent in Asian countries than in others. Furthermore, the study population was predominantly female due to the demographics associated with BED and BN in South Korea (87.4% of identified BED patients were female) [20, 33, 62].

7 CONCLUSION

We examined how individuals with eating disorders perceive and interact with digital food content. Our study offers insights into the complex dynamics between individuals with eating disorders and digital food content. The uncovered disparity between anticipated positive effects and actual outcomes of consuming such content underscores the need for health-conscious food content design to prevent unintended negative impacts on actual eating. Our proposed directions for mindful content curation and enhanced user control provide a strategic foundation for HCI designers to

create more tailored and supportive digital food content platforms. By addressing individuals with eating disorders' unique needs, HCI researchers and practitioners could contribute to developing healthier and empowering digital environments. Our research contributes to the HCI discourse by examining the potential of more responsible and sensitive design practices in the realm of digital food content.

REFERENCES

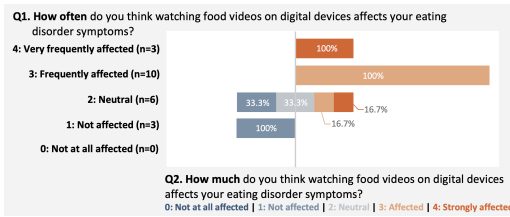
- [1] Jiska J Aardoom, Alexandra E Dingemans, Margarita CT Slof Op't Landt, and Eric F Van Furth. 2012. Norms and discriminative validity of the Eating Disorder Examination Questionnaire (EDE-Q). *Eating behaviors* 13, 4 (2012), 305–309.
- [2] Pauline Adema. 2000. Vicarious consumption: Food, television and the ambiguity of modernity. *The journal of American culture* 23, 3 (2000), 113.
- [3] Kabir Ahuja. 2021. Ordering in: The rapid evolution of food delivery. <https://www.mckinsey.com/industries/technology-media-and-telecommunications/our-insights/ordering-in-the-rapid-evolution-of-food-delivery>. Accessed: 2023-09-06.
- [4] Fatemeh Manafi Anari and Shahryar Eghtesadi. 2023. The Relationship Between Watching Mukbang (Eating Show), Eating Behaviors, and Anthropometric Parameters in Iranian Female Students. *Journal of Research in Health Sciences* 23, 1 (2023).
- [5] Laurensia Anjani, Terrance Mok, Anthony Tang, Lora Oehlberg, and Wooi Boon Goh. 2020. Why do people watch others eat food? An Empirical Study on the Motivations and Practices of Mukbang Viewers. In *Proceedings of the 2020 CHI Conference on Human Factors in Computing Systems*. 1–13.
- [6] Pilar Aparicio-Martinez, Alberto-Jesus Perea-Moreno, María Pilar Martinez-Jimenez, María Dolores Redel-Macias, Claudia Pagliari, and Manuel Vaquero-Abellan. 2019. Social media, thin-ideal, body dissatisfaction and disordered eating attitudes: An exploratory analysis. *International journal of environmental research and public health* 16, 21 (2019), 4177.
- [7] Frédéric Basso, Olivia Petit, Sophie Le Bellu, Saadi Lahlou, Aïda Cancel, and Jean-Luc Anton. 2018. Taste at first (person) sight: Visual perspective modulates brain activity implicitly associated with viewing unhealthy but not healthy foods. *Appetite* 128 (2018), 242–254.
- [8] Jamie S Bodenlos and Bernadette M Wormuth. 2013. Watching a food-related television show and caloric intake. A laboratory study. *Appetite* 61 (2013), 8–12.
- [9] Stevie Chancellor, Yannis Kalantidis, Jessica A Pater, Munmun De Choudhury, and David A Shamma. 2017. Multimodal classification of moderated online pro-eating disorder content. In *Proceedings of the 2017 CHI Conference on Human Factors in Computing Systems*. 3213–3226.
- [10] Stevie Chancellor, Zhiyuan Lin, and Munmun De Choudhury. 2016. "This Post Will Just Get Taken Down" Characterizing Removed Pro-Eating Disorder Social Media Content. In *Proceedings of the 2016 CHI Conference on Human Factors in Computing Systems*. 1157–1162.
- [11] Stevie Chancellor, Jessica Annette Pater, Trustin Clear, Eric Gilbert, and Munmun De Choudhury. 2016. #thyghapp: Instagram content moderation and lexical variation in pro-eating disorder communities. In *Proceedings of the 19th ACM conference on computer-supported cooperative work & social computing*. 1201–1213.
- [12] Naver cop. 2018. South Korean Online Social Support Community for People with Eating Disorders. <https://cafe.naver.com/jahayun>. Accessed: 2023-09-06.
- [13] Alexandra Covaci, Khawla Alhasan, Mayank Loonker, Bernardine Farrell, Luma Tabbaa, Sophia Ppali, and Chee Siang Ang. 2023. No Pie in the (Digital) Sky: Co-Imagining the Food Metaverse. In *Proceedings of the 2023 CHI Conference on Human Factors in Computing Systems*. 1–17.
- [14] Isabelle De Solier. 2005. TV dinners: Culinary television, education and distinction. *Continuum* 19, 4 (2005), 465–481.
- [15] AE Dingemans, MJ Bruna, and EF Van Furth. 2002. Binge eating disorder: a review. *International journal of obesity* 26, 3 (2002), 299–307.
- [16] Glen Donnar. 2017. 'Food porn' or intimate sociality: Committed celebrity and cultural performances of overeating in meokbang. *Celebrity Studies* 8, 1 (2017), 122–127.
- [17] Elisa Zhen Rong Eu and Mohd Jamil Sameeha. 2021. Consumers' perceptions of healthy food availability in online food delivery applications (OFD apps) and its association with food choices among public university students in Malaysia. *Frontiers in nutrition* (2021), 522.
- [18] Christopher G Fairburn and Sarah J Beglin. 2008. Eating disorder examination questionnaire. *Cognitive behavior therapy and eating disorders* 309 (2008), 313.
- [19] Christopher G Fairburn and David M Garner. 1986. The diagnosis of bulimia nervosa. *International Journal of Eating Disorders* 5, 3 (1986), 403–419.
- [20] Marie Galmiche, Pierre Déchelotte, Grégory Lambert, and Marie Pierre Tavolacci. 2019. Prevalence of eating disorders over the 2000–2018 period: a systematic literature review. *The American journal of clinical nutrition* 109, 5 (2019), 1402–1413.
- [21] Cristos Goodrow. 2021. On YouTube's recommendation system. <https://blog.youtube/inside-youtube/on-youtubes-recommendation-system/>. Accessed: 2023-09-06.
- [22] Anna I Guerdjikova, Nicole Mori, Leah S Casuto, and Susan L McElroy. 2019. Update on binge eating disorder. *Medical Clinics* 103, 4 (2019), 669–680.

- [23] Jason CG Halford, Jane Gillespie, Victoria Brown, Eleanor E Pontin, and Terence M Dovey. 2004. Effect of television advertisements for foods on food consumption in children. *Appetite* 42, 2 (2004), 221–225.
- [24] Phillipa Hay, Brittany Ghabrial, Haider Mannan, Janet Conti, David Gonzalez-Chica, Nigel Stocks, Andreea Heriseanu, and Stephen Touyz. 2020. General practitioner and mental healthcare use in a community sample of people with diagnostic threshold symptoms of bulimia nervosa, binge-eating disorder, and other eating disorders. *International Journal of Eating Disorders* 53, 1 (2020), 61–68.
- [25] Esther Howe, Jina Suh, Mehrab Bin Morshed, Daniel McDuff, Kael Rowan, Javier Hernandez, Marah Ihab Abdin, Gonzalo Ramos, Tracy Tran, and Mary P Czerwinski. 2022. Design of Digital Workplace Stress-Reduction Intervention Systems: Effects of Intervention Type and Timing. In *CHI Conference on Human Factors in Computing Systems*. 1–16.
- [26] Cision US Inc. 2021. Global Online Food Delivery Services Market Report 2021: Market is Expected to Reach \$192.16 Billion in 2025, from \$126.91 Billion in 2021 - Long-term Forecast to 2030. <https://www.prnewswire.com/news-releases/global-online-food-delivery-services-market-report-2021-market-is-expected-to-reach-192-16-billion-in-2025--from-126-91-billion-in-2021---long-term-forecast-to-2030--301285677.html>. Accessed: 2023-09-06.
- [27] Instagram. 2022. Instagram Search by #foodporn. <https://www.instagram.com/explore/tags/foodporn/>. Accessed: 2023-09-06.
- [28] Seunga Venus Jin. 2018. Interactive effects of Instagram Foodies' Hashtagged# Foodporn and peer Users' eating disorder on eating intention, envy, Parasocial interaction, and online friendship. *Cyberpsychology, Behavior, and Social Networking* 21, 3 (2018), 157–167.
- [29] Helene Joffe. 2012. Thematic analysis. *Qualitative research methods in mental health and psychotherapy* 1 (2012), 210–223.
- [30] KakaoTalk. 2022. KakaoTalk Online Social Support Chatroom for People with Eating Disorders. <https://open.kakao.com/o/guHeu70b>. Accessed: 2023-09-06.
- [31] EunKyo Kang, Jihye Lee, Kyae Hyung Kim, and Young Ho Yun. 2020. The popularity of eating broadcast: Content analysis of “mukbang” YouTube videos, media coverage, and the health impact of “mukbang” on public. *Health informatics journal* 26, 3 (2020), 2237–2248.
- [32] Anuj Pal Kapoor and Madhu Vij. 2018. Technology at the dinner table: Ordering food online through mobile apps. *Journal of Retailing and Consumer Services* 43 (2018), 342–351.
- [33] Ronald C Kessler, Patricia A Berglund, Wai Tat Chiu, Anne C Deitz, James I Hudson, Victoria Shahly, Sergio Aguilar-Gaxiola, Jordi Alonso, Matthias C Angermeyer, Corina Benjet, et al. 2013. The prevalence and correlates of binge eating disorder in the World Health Organization World Mental Health Surveys. *Biological psychiatry* 73, 9 (2013), 904–914.
- [34] Rohit Ashok Khot, Deepti Aggarwal, and Nandini Pasumarthy. 2022. Understanding Screen-based Dining Practices through the Lens of Mindful Eating. In *Proceedings of the 2022 CHI Conference on Human Factors in Computing Systems*. 1–19.
- [35] Brian R Kinard. 2016. Insta-Grams: The effect of consumer weight on reactions to healthy food posts. *Cyberpsychology, Behavior, and Social Networking* 19, 8 (2016), 481–486.
- [36] Kagan Kircaburun, Sabah Balta, Emrah Emirtekin, Şule Betül Tosuntas, Zsolt Demetrovics, and Mark D Griffiths. 2021. Compensatory usage of the internet: The case of mukbang watching on YouTube. *Psychiatry Investigation* 18, 4 (2021), 269.
- [37] Kagan Kircaburun, Andrew Harris, Filipa Calado, and Mark D Griffiths. 2021. The psychology of mukbang watching: A scoping review of the academic and non-academic literature. *International Journal of Mental Health and Addiction* 19, 4 (2021), 1190–1213.
- [38] Kagan Kircaburun, Cemil Yurdagül, Daria Kuss, Emrah Emirtekin, and Mark D Griffiths. 2021. Problematic mukbang watching and its relationship to disordered eating and internet addiction: A pilot study among emerging adult mukbang watchers. *International Journal of Mental Health and Addiction* 19 (2021), 2160–2169.
- [39] Magnet Kitchens. 2021. TikTok Wrapped: The 2021 Food Trend Report. <https://www.magnet.co.uk/the-2021-tiktok-food-trend-report/>. Accessed: 2023-09-06.
- [40] Rebecca Kleinberger, Akito Oshiro Van Troyer, and Qian Janice Wang. 2023. Auditory Seasoning Filters: Altering Food Perception via Augmented Sonic Feedback of Chewing Sounds. In *Proceedings of the 2023 CHI Conference on Human Factors in Computing Systems*. 1–15.
- [41] Jung Eun Lee, Kee Namkoong, and Young-Chul Jung. 2017. Impaired prefrontal cognitive control over interference by food images in binge-eating disorder and bulimia nervosa. *Neuroscience letters* 651 (2017), 95–101.
- [42] Tanja Legenbauer, Claus Vögele, and Heinz Rüddel. 2004. Anticipatory effects of food exposure in women diagnosed with bulimia nervosa. *Appetite* 42, 1 (2004), 33–40.
- [43] Yong Liu, Hongxiu Li, and Feng Hu. 2013. Website attributes in urging online impulse purchase: An empirical investigation on consumer perceptions. *Decision support systems* 55, 3 (2013), 829–837.

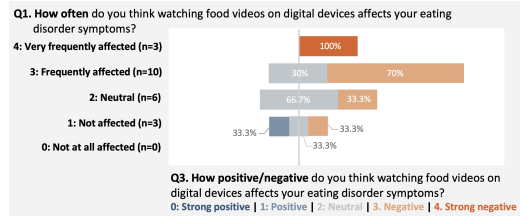
- [44] Kai Lukoff, Ulrik Lyngs, Karina Shirokova, Raveena Rao, Larry Tian, Himanshu Zade, Sean A Munson, and Alexis Hiniker. 2023. SwitchTube: A Proof-of-Concept System Introducing “Adaptable Commitment Interfaces” as a Tool for Digital Wellbeing. In *Proceedings of the 2023 CHI Conference on Human Factors in Computing Systems*. 1–22.
- [45] Mayila Maimaiti, Xueyin Zhao, Menghan Jia, Yuan Ru, and Shankuan Zhu. 2018. How we eat determines what we become: opportunities and challenges brought by food delivery industry in a changing world in China. *European journal of clinical nutrition* 72, 9 (2018), 1282–1286.
- [46] Yelena Mejova, Sofiane Abbar, and Hamed Haddadi. 2016. Fetishizing food in digital age:# foodporn around the world. In *Tenth International AAAI Conference on Web and Social Media*.
- [47] Meta. 2023. How Instagram Feed Works. https://help.instagram.com/1986234648360433/?helpref=hc_fnav&cms_id=1986234648360433&published_only=true&force_new_ighc=false. Accessed: 2023-09-06.
- [48] Ashlee Milton, Leah Ajmani, Michael Ann DeVito, and Stevie Chancellor. 2023. “I See Me Here”: Mental Health Content, Community, and Algorithmic Curation on TikTok. In *Proceedings of the 2023 CHI Conference on Human Factors in Computing Systems*. 1–17.
- [49] B MurrayStuart, A McLeanSiân, et al. 2018. The contribution of social media to body dissatisfaction, eating disorder symptoms, and anabolic steroid use among sexual minority men. *Cyberpsychology, Behavior, and Social Networking* (2018).
- [50] Ferda Ofli, Yusuf Aytar, Ingmar Weber, Raggi Al Hammouri, and Antonio Torralba. 2017. Is saki# delicious? the food perception gap on instagram and its relation to health. In *Proceedings of the 26th International Conference on World Wide Web*. 509–518.
- [51] Jessica Pater, Fayika Farhat Nova, Amanda Coupe, Lauren E Reining, Connie Kerrigan, Tammy Toscos, and Elizabeth D Mynatt. 2021. Charting the Unknown: Challenges in the Clinical Assessment of Patients’ Technology Use Related to Eating Disorders. In *Proceedings of the 2021 CHI conference on human factors in computing systems*. 1–14.
- [52] Jessica A Pater, Lauren E Reining, Andrew D Miller, Tammy Toscos, and Elizabeth D Mynatt. 2019. “Notjustgirls” Exploring Male-related Eating Disordered Content across Social Media Platforms. In *Proceedings of the 2019 CHI Conference on Human Factors in Computing Systems*. 1–13.
- [53] Yilang Peng and JOHN B JEMMOTT III. 2018. Feast for the Eyes: Effects of Food Perceptions and Computer Vision Features on Food Photo Popularity. *International Journal of Communication (19328036)* 12 (2018).
- [54] Danni Peng-Li, Signe L Mathiesen, Raymond CK Chan, Derek V Byrne, and Qian Janice Wang. 2021. Sounds Healthy: Modelling sound-evoked consumer food choice through visual attention. *Appetite* 164 (2021), 105264.
- [55] Olivia Petit, Adrian D Cheok, and Olivier Oullier. 2016. Can food porn make us slim? How brains of consumers react to food in digital environments. *Integrative Food, Nutrition and Metabolism* 3, 1 (2016), 251–255.
- [56] Lizzy Pope, Lara Latimer, and Brian Wansink. 2015. Viewers vs. Doers. The relationship between watching food television and BMI. *Appetite* 90 (2015), 131–135.
- [57] Rebecca Puhl and Young Suh. 2015. Stigma and eating and weight disorders. *Current psychiatry reports* 17, 3 (2015), 1–10.
- [58] Jie Qian, Ying Wu, Fanxiao Liu, Yikang Zhu, Hua Jin, Hongmei Zhang, Yumei Wan, Chunbo Li, and Dehua Yu. 2021. An update on the prevalence of eating disorders in the general population: a systematic review and meta-analysis. *Eating and Weight Disorders-Studies on Anorexia, Bulimia and Obesity* (2021), 1–14.
- [59] Yara Qutteina, Charlotte De Backer, and Tim Smits. 2019. Media food marketing and eating outcomes among pre-adolescents and adolescents: A systematic review and meta-analysis. *Obesity Reviews* 20, 12 (2019), 1708–1719.
- [60] Anne Schienle, Axel Schäfer, Andrea Hermann, and Dieter Vaitl. 2009. Binge-eating disorder: reward sensitivity and brain activation to images of food. *Biological psychiatry* 65, 8 (2009), 654–661.
- [61] Ananya Seal, SubbaRao M Gavaravarapu, and Archana Konapur. 2022. Can foodporn prime healthy eating? Thinking beyond digital gazing and satiety. *European Journal of Clinical Nutrition* (2022), 1–4.
- [62] Health Insurance Review & Assessment Service. 2023. 100 Disease Statistics in South Korea. https://www.hira.or.kr/ebooksc/ebook_472/ebook_472_201803281057049800.pdf. Accessed: 2023-09-06.
- [63] Charles Spence, Maurizio Mancini, and Gijs Huisman. 2019. Digital commensality: Eating and drinking in the company of technology. *Frontiers in psychology* 10 (2019), 2252.
- [64] Charles Spence, Katsunori Okajima, Adrian David Cheok, Olivia Petit, and Charles Michel. 2016. Eating with our eyes: From visual hunger to digital satiation. *Brain and cognition* 110 (2016), 53–63.
- [65] Janna Stephens, Hailey Miller, and Lisa Militello. 2020. Food delivery apps and the negative health impacts for Americans. *Frontiers in Nutrition* 7 (2020), 14.
- [66] Mattias Strand and Sanna Aila Gustafsson. 2020. Mukbang and disordered eating: a netnographic analysis of online eating broadcasts. *Culture, Medicine, and Psychiatry* 44, 4 (2020), 586–609.
- [67] Ruth H Striegel-Moore, Fary M Cachelin, Faith-Anne Dohm, Kathleen M Pike, Denise E Wilfley, and Christopher G Fairburn. 2001. Comparison of binge eating disorder and bulimia nervosa in a community sample. *International Journal of Eating Disorders* 29, 2 (2001), 157–165.

- [68] Lindsey Smith Taillie, Emily Busey, Fernanda Mediano Stoltze, and Francesca Renee Dillman Carpentier. 2019. Governmental policies to reduce unhealthy food marketing to children. *Nutrition reviews* 77, 11 (2019), 787–816.
- [69] TikTok. 2023. Using TikTok: Exploring Videos - Linking. <https://support.tiktok.com/en/using-tiktok/exploring-videos/liking>. Accessed: 2023-09-06.
- [70] The Korea Times. 2023. Beware: Gov't wants to regulate your eating habits. https://www.koreatimes.co.kr/www/nation/2023/08/113_253249.html. Accessed: 2023-09-12.
- [71] Twitter. 2023. Topics on Twitter. <https://help.twitter.com/en/using-twitter/follow-and-unfollow-topics>. Accessed: 2023-09-06.
- [72] Carlos Velasco, Felipe Reinoso Carvalho, Olivia Petit, and Anton Nijholt. 2016. A multisensory approach for the design of food and drink enhancing sonic systems. In *Proceedings of the 1st workshop on multi-sensorial approaches to human-food interaction*. 1–7.
- [73] Iris Vermeir and Gudrun Roose. 2020. Visual design cues impacting food choice: A review and future research agenda. *Foods* 9, 10 (2020), 1495.
- [74] Tayla von Ash, Rachel Huynh, Carrie Deng, and Marney A White. 2023. Associations between mukbang viewing and disordered eating behaviors. *International Journal of Eating Disorders* (2023).
- [75] Chun-Han Wang, Stephen Tsung-Han Sher, Isabela Salman, Kelly Janek, and Chia-Fang Chung. 2022. “TikTok Made Me Do It”: Teenagers’ Perception and Use of Food Content on TikTok. In *Interaction Design and Children*. 458–463.
- [76] Philip Weber, Thomas Ludwig, Sabrina Brodesser, and Laura Grönewald. 2021. “It’s a Kind of Art!”: Understanding Food Influencers as Influential Content Creators. In *Proceedings of the 2021 CHI Conference on Human Factors in Computing Systems*. 1–14.
- [77] Jie Yan and Gianni Corino. 2019. Digital foraging: how social media is changing our relationship with food and nutrition? *DigitCult-Scientific Journal on Digital Cultures* 4, 3 (2019), 39–46.
- [78] Vincent Cheow Sern Yeo, See-Kwong Goh, and Sajad Rezaei. 2017. Consumer experiences, attitude and behavioral intention toward online food delivery (OFD) services. *Journal of Retailing and Consumer services* 35 (2017), 150–162.

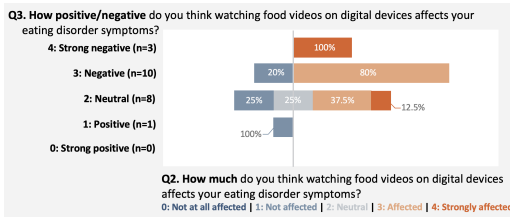
A SUPPLEMENTARY MATERIAL



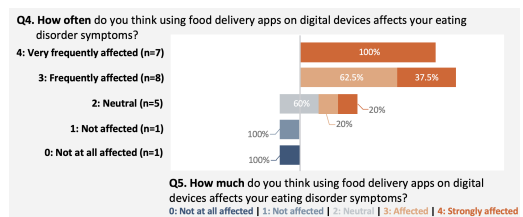
(a) The relationship between the perceived frequency (Q1) and significance (Q2) of impact of watching food videos.



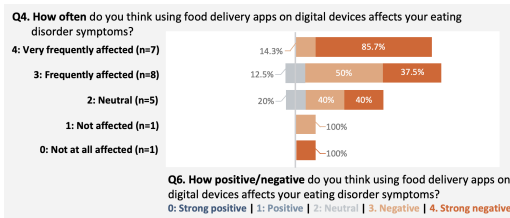
(b) The relationship between the perceived frequency (Q1) and direction (Q3) of impact of watching food videos.



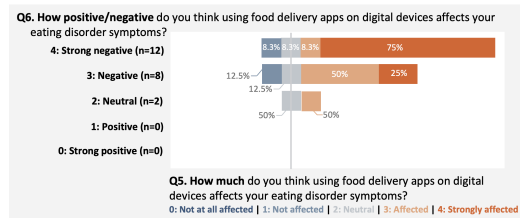
(c) The relationship between the perceived direction (Q3) and significance (Q2) of impact of watching food videos.



(d) The relationship between the perceived frequency (Q4) and significance (Q5) of impact of using a food delivery app.



(e) The relationship between the perceived frequency (Q4) and perceived direction (Q6) of impact of using a food delivery app.



(f) The relationship between the perceived direction (Q6) and significance (Q5) of impact of using a food delivery app.

Fig. 5. Perceived frequency, significance, and direction of impacts of food videos and food delivery apps.