

# Likelihood ratio tests in random graph models with increasing dimensions\*

Ting Yan<sup>†</sup> Yuanzhang Li<sup>‡</sup> Jinfeng Xu<sup>§</sup> Yaning Yang<sup>¶</sup> Ji Zhu<sup>||</sup>

## Abstract

We explore the Wilks phenomena in two random graph models: the  $\beta$ -model and the Bradley–Terry model. For two increasing dimensional null hypotheses, including a specified null  $H_0 : \beta_i = \beta_i^0$  for  $i = 1, \dots, r$  and a homogenous null  $H_0 : \beta_1 = \dots = \beta_r$ , we reveal high dimensional Wilks’ phenomena that the normalized log-likelihood ratio statistic,  $[2\{\ell(\hat{\boldsymbol{\beta}}) - \ell(\hat{\boldsymbol{\beta}}^0)\} - r]/(2r)^{1/2}$ , converges in distribution to the standard normal distribution as  $r$  goes to infinity. Here,  $\ell(\boldsymbol{\beta})$  is the log-likelihood function on the model parameter  $\boldsymbol{\beta} = (\beta_1, \dots, \beta_n)^\top$ ,  $\hat{\boldsymbol{\beta}}$  is its maximum likelihood estimator (MLE) under the full parameter space, and  $\hat{\boldsymbol{\beta}}^0$  is the restricted MLE under the null parameter space. For the homogenous null with a fixed  $r$ , we establish Wilks-type theorems that  $2\{\ell(\hat{\boldsymbol{\beta}}) - \ell(\hat{\boldsymbol{\beta}}^0)\}$  converges in distribution to a chi-square distribution with  $r - 1$  degrees of freedom, as the total number of parameters,  $n$ , goes to infinity. When testing the fixed dimensional specified null, we find that its asymptotic null distribution is a chi-square distribution in the  $\beta$ -model. However, unexpectedly, this is not true in the Bradley–Terry model. By developing several novel technical

---

\*This paper supersedes arXiv article arXiv:2211.10055 titled “Wilks’ theorems in the  $\beta$ -model” by T. Yan, Y. Zhang, J. Xu, Y. Yang and J. Zhu. In this version, we have changed the title, and made substantial revisions, especially in the introduction and simulation sections. Further, we have compared likelihood ratio tests with Wald-type tests for fixed dimensional parameter hypothesis testing problems. A long and full version for the proofs of Theorems 1 and 2 can be found at the previous arXiv article arXiv:2211.10055.

<sup>†</sup>Department of Statistics, Central China Normal University, Wuhan, 430079, China. Email: tingyant@mail.ccnu.edu.cn.

<sup>‡</sup>Walter Reed Army Institute of Research, 503 Robert Grant Ave., Silver Spring, Maryland, 20910, USA. Email: Liy.Li@us.army.mil

<sup>§</sup>Department of Biostatistics, City University of Hong Kong, Hong Kong. Email: jinfengxu@gmail.com

<sup>¶</sup>Department of Statistics and Finance, University of Science and Technology of China, Anhui, 230026, China. Email: ynyang@ustc.edu.cn

<sup>||</sup>Department of Statistics, University of Michigan, Ann Arbor, Michigan, 48109-1107, USA. Email: jizhu@umich.edu

methods for asymptotic expansion, we explore Wilks type results in a principled manner; these principled methods should be applicable to a class of random graph models beyond the  $\beta$ -model and the Bradley–Terry model. Simulation studies and real network data applications further demonstrate the theoretical results.

**Key words:**  $\beta$ -model; Bradley–Terry model; Increasing dimensional hypothesis; Likelihood ratio statistic; Wilks phenomenon

## 1 Introduction

The  $\beta$ -model [Chatterjee et al. (2011)] is an exponential family distribution on an undirected graph with the degree sequence as the sufficient statistic. Specifically, the model assigns an intrinsic degree parameter  $\beta_i$  to each node  $i$  and postulates that random edges  $a_{ij} \in \{0, 1\}$  for  $1 \leq i < j \leq n$ , with  $n$  denoting the number of nodes in the graph, occur independently with connection probabilities

$$\text{logit}\{\mathbb{P}(a_{ij} = 1)\} = \beta_i + \beta_j, \quad (1)$$

where  $\text{logit}(x) = \log\{x/(1-x)\}$  for  $x \in (0, 1)$ . The  $\beta$ -model can be viewed as the undirected version of an earlier  $p_1$ -model [Holland and Leinhardt (1981)]. Another closely related model is the Bradley–Terry model [Bradley and Terry (1952); Zermelo (1929)] for ranking in paired comparison data that can be represented as a weighted directed graph, with nodes denoting items joining in paired comparisons and edges denoting the number of times for one item beating another item. The Bradley–Terry model assigns a merit parameter, denoted by the same notation  $\beta_i$ , to each item and assumes that the probability of item  $i$  beating item  $j$  has a logistic regression form with the additive term  $\beta_i + \beta_j$  in formula (1) being replaced with the relative merit difference  $\beta_i - \beta_j$ .

Random graph models such as the  $\beta$ -model and the Bradley–Terry model have a wide range of applications. For example, the  $\beta$ -model has been used to model degree heterogeneity in real-world networks [e.g., Park and Newman (2004); Blitzstein and Diaconis (2011); Chen et al. (2021)], or make statistical inference in a situation in which only the degree sequence is available owing to privacy considerations [Elmer et al. (2020); Helleringer and Kohler (2007)]. Conversely, the applications of the Bradley–Terry model include the rankings of classical sports teams [Masarotto and Varin (2012); Whelan and Wodon (2020)] and scientific journals [Stigler (1994); Varin et al. (2016)], the quality of product brands [Radlinski and Joachims (2007)], and the transmission/disequilibrium test in genetics [Sham and Curtis (1995)], among others.

In both models with increasing dimensions, theoretical properties of their maximum likelihood estimators (MLEs) such as consistency and asymptotic normality have been derived [e.g., [Chatterjee et al. \(2011\)](#); [Simons and Yao \(1999\)](#)]. However, asymptotic behaviors of likelihood ratio tests (LRTs) have not been explored yet. In its absence, we cannot obtain approximate  $p$ -values of LRTs for testing some interesting hypotheses, for example, testing the existence of degree heterogeneity in the  $\beta$ -model or whether there are significant differences among a large set of items in the Bradley–Terry model. The questions to be addressed are as follows: Is the limiting distribution of the LRT a chi-square distribution when the number of parameters being tested is fixed? Is it an approximate normal distribution for the scaled LRT when the number of hypothetical parameters increases? Notably, [Holland and Leinhardt \(1981\)](#) made the conjecture of a chi-square approximation when testing a single parameter in the related  $p_1$  model. [Fienberg and Wasserman \(1981\)](#) suggested a normal approximation for the scaled LRT under the null that all degree parameters are equal to zero. However, these conjectures have not been resolved in the existing literature.

In classical parametric hypothesis testing problems where the parameter space is finite dimensional, the LRT has the appealing property that its asymptotic null distribution is a chi-square distribution independent of nuisance parameters [[Wilks \(1938\)](#)], which is referred to as the Wilks theorem. If this property occurs when the dimension of the parameter space increases or is infinite, it is termed the Wilks phenomenon [[Fan et al. \(2001\)](#)]. Here, we explore the Wilks phenomena for increasing and fixed dimensional parameter testing problems in the  $\beta$ -model and the Bradley–Terry model. Our findings are as follows:

- For two increasing dimensional null hypotheses  $H_0 : \beta_i = \beta_i^0$  for  $i = 1, \dots, r$  and  $H_0 : \beta_1 = \dots = \beta_r$ , we show that the normalized log-likelihood ratio statistic,  $[2\{\ell(\widehat{\boldsymbol{\beta}}) - \ell(\widehat{\boldsymbol{\beta}}^0)\} - r]/(2r)^{1/2}$ , converges in distribution to the standard normal distribution as  $r \rightarrow \infty$ , where  $\beta_i^0$  is a known number. Here,  $\ell(\boldsymbol{\beta})$  is the log-likelihood function on the model parameter  $\boldsymbol{\beta} = (\beta_1, \dots, \beta_n)^\top$ ,  $\widehat{\boldsymbol{\beta}}$  is its MLE under the full parameter space  $\Theta = \mathbb{R}^n$ , and  $\widehat{\boldsymbol{\beta}}^0$  is the restricted MLE under the null parameter space. In other words,  $2(\ell(\widehat{\boldsymbol{\beta}}) - \ell(\widehat{\boldsymbol{\beta}}^0))$  is approximately a chi-square distribution with a large degree  $r$  of freedom.
- Under the homogenous null  $H_0: \beta_1 = \dots = \beta_r$  with a fixed  $r$ , we show that  $2\{\ell(\widehat{\boldsymbol{\beta}}) - \ell(\widehat{\boldsymbol{\beta}}^0)\}$  converges in distribution to a chi-square distribution with  $r - 1$  degrees of freedom, as the number of nodes  $n$  goes to infinity. Thus, the high dimensional likelihood ratio statistics behave like classical ones as long as the difference between the dimension of the full space and that of the null space is fixed, although both dimensions increase simultaneously.

- For testing a specified null  $H_0 : \beta_i = \beta_i^0, i = 1, \dots, r$  with a fixed  $r$ , we discover a different phenomenon that  $2[\ell(\widehat{\boldsymbol{\beta}}) - \ell(\widehat{\boldsymbol{\beta}}^0)]$  asymptotically follows a chi-square distribution with  $r$  degrees of freedom in the  $\beta$ -model, while this is not true in the Bradley–Terry model. Simulation studies show that its distribution depends crucially on the number of items in the Bradley–Terry models. This reveals some inherent differences between these two closely related models.

To the best of our knowledge, this is the first attempt to establish Wilks-type theorems with increasing dimensions for either model. We shall elaborate related literature later. Further, we conduct simulations to demonstrate our theoretical findings and apply our results to test homogeneity for a set of parameters in some real-world network data sets. Our mathematical arguments depend on asymptotic expansions of the log-likelihood function, up to the fourth order. Several novel technical results are developed to analyze the expansion terms. The first is the central limit theorem for the sum of quadratic normalized degrees. The second is a small upper bound of a weighted cubic sum  $\sum_i f_i(\widehat{\beta}_i - \beta_i)^3$ , which has an additional vanishing factor  $n^{-1/2}$  in contrast to the order of  $\sum_i |f_i| |\widehat{\beta}_i - \beta_i|^3$ . The third contains the consistency rate of the restricted MLE  $\widehat{\boldsymbol{\beta}}^0$ , the approximate inverse of the Fisher information matrix under the null space, and an upper bound of the absolute entry-wise maximum norm between two approximate inverses under the full space and the restricted null space.

Note that a Wald-type test can be constructed to test hypotheses for a set of parameters with a fixed dimension according to central limit theorems, as in [Simons and Yao \(1999\)](#) and [Yan and Xu \(2013\)](#). However, it cannot be extended to increasing dimensional hypotheses because their central limit theorems are finite dimensional. Furthermore, we compare powers of Wald-type tests with LRTs via numerical studies and find that the LRT exhibits substantially higher powers, indicating its unique advantages.

## 1.1 Related work

As pointed out by [Goldenberg et al. \(2010\)](#) and [Fienberg \(2012\)](#), it is challenging to obtain asymptotic inferences in random graph models such as the  $\beta$ -model, as the number of parameters grows with that of nodes, and the sample is only one realized graph. [Chatterjee et al. \(2011\)](#) proved the consistency of the MLE in the  $\beta$ -model; [Rinaldo et al. \(2013\)](#) gave conditions of the MLE existence. Asymptotic theories of MLEs are also established in generalized  $\beta$ -models [e.g., [Perry and Wolfe \(2012\)](#); [Hillar and Wibisono \(2013\)](#); [Yan et al. \(2016\)](#); [Mukherjee et al. \(2018\)](#); [Chen et al. \(2021\)](#)], and the Bradley–Terry model [[Simons and Yao \(1999\)](#); [Chen et al. \(2019\)](#); [Han et al. \(2020\)](#)]. Nevertheless, none of these works investigate the asymptotic properties of LRTs, which remain unknown.

For an adjusted  $\beta$ -model with a rescaled factor  $\lambda/n$  ( $\lambda$  is a known parameter), [Mukherjee et al. \(2018\)](#) studied thresholds for detecting sparse signals with explicitly degree-based test statistics under the null  $\beta_i = 0$  for all  $i$  against an alternative with a subset of  $\{\beta_i\}$  greater than 0. Such hypotheses imply that the connection probability for any pair  $(i, j)$  lies between  $\lambda/(2n)$  and  $\lambda/n$ . Their problem settings are different from ours. Here, we study LRTs under specified and homogenous null hypotheses and do not require that the parameters are nonnegative under the alternative.

Moreover, the  $\beta$ -model and the Bradley–Terry model can be recast into a logistic regression form. Under the “large  $N$ , diverging  $p_N$ ” framework in generalized linear models, [Wang \(2011\)](#) obtained a Wilks type of result for the Wald test under a simple null when  $p_N^3/N \rightarrow 0$ . In our case,  $p_N^3/N \rightarrow \infty$ , not 0, where the dimension of parameter space is  $p_N = n$ , and the total number of observations is  $N = O(n^2)$ . In a different setting, by assuming that a sequence of independent and identical distributed samples from a regular exponential family, [Portnoy \(1988\)](#) showed a high dimensional Wilks type of result for the log-likelihood ratio statistic under the simple null. For logistic regression models with asymptotic regime  $p_N/N \rightarrow \kappa \in (0, 1/2)$ , [Sur et al. \(2019\)](#) showed that the log-likelihood ratio statistic for testing a single parameter under the null  $\beta_i = 0$  converges to a rescaled chi-square with an inflated factor greater than one. Conversely, our results do not have such inflated factors and cover a wider class of hypothesis testing problems.

Finally, we mention some literature on hypothesis testing problems in random graph models, including detecting a planted clique in an Erdős–Rényi graph [[Verzelen and Arias-Castro \(2015\)](#)], goodness-of-fit tests in stochastic block models [[Lei \(2016\)](#); [Hu et al. \(2021\)](#)] or testing whether there are one or multiple communities [[Jin et al. \(2021\)](#)], testing between two inhomogeneous Erdős–Rényi graphs [[Ghoshdastidar et al. \(2020\)](#)]. However, LRTs are not investigated in these works.

The rest of the paper is organized as follows. Wilks-type theorems for the  $\beta$ -model and the Bradley–Terry model are presented in Sections 2 and 3, respectively. Simulation studies and applications to an NBA data set and several real-world networks are given in Section 4. Some further discussions are given in Section 5. Section 6 presents proof outlines of all theorems and the detailed proofs of Theorems 1. All other proofs, including those of Theorems 2, 3, and 4, as well as those of supported lemmas, are relegated to the Supplemental Material.

## 2 Wilks-type theorems for the $\beta$ -model

We consider an undirected graph  $\mathcal{G}_n$  with  $n$  nodes labelled as “1, . . . ,  $n$ .” Let  $A = (a_{ij})_{n \times n}$  be the adjacency matrix of  $\mathcal{G}_n$ , where  $a_{ij} = 1$  if there is an edge connecting nodes  $i$  and  $j$ , and  $a_{ij} = 0$  otherwise. Let  $d_i = \sum_{j \neq i} a_{ij}$  be the degree of node  $i$  and  $\mathbf{d} = (d_1, \dots, d_n)^\top$

be the degree sequence of  $\mathcal{G}_n$ .

Recall that the  $\beta$ -model postulates that  $a_{ij}$ ,  $1 \leq i < j \leq n$ , are mutually independent Bernoulli random variables with edge probabilities given in (1). The logarithm of the likelihood function under the  $\beta$ -model can be written as

$$\ell(\boldsymbol{\beta}) = \sum_{1 \leq i < j \leq n} \{a_{ij}(\beta_i + \beta_j) - \log(1 + e^{\beta_i + \beta_j})\} = \sum_{i=1}^n \beta_i d_i - \sum_{1 \leq i < j \leq n} \log(1 + e^{\beta_i + \beta_j}),$$

where  $\boldsymbol{\beta} = (\beta_1, \dots, \beta_n)$ . Notably, the degree sequence is the natural sufficient statistic in the  $\beta$ -model. Setting the derivatives with respect to  $\beta_i$  to zero, we obtain the likelihood equations

$$d_i = \sum_{j \neq i} \frac{e^{\hat{\beta}_i + \hat{\beta}_j}}{1 + e^{\hat{\beta}_i + \hat{\beta}_j}}, \quad i = 1, \dots, n, \quad (2)$$

where  $\hat{\boldsymbol{\beta}} = (\hat{\beta}_1, \dots, \hat{\beta}_n)^\top$  is the MLE of  $\boldsymbol{\beta} = (\beta_1, \dots, \beta_n)^\top$ . The fixed-point iterative algorithm in Chatterjee et al. (2011) can be used to solve  $\hat{\boldsymbol{\beta}}$ .

With some ambiguity of notations, we use  $V$  to denote the Hessian matrix of the negative log-likelihood function under the  $\beta$ -model and the Bradley–Terry model. In the case of the  $\beta$ -model, the elements of  $V (= (v_{ij})_{n \times n})$  are

$$v_{ii} = \sum_{j \neq i} v_{ij}, \quad v_{ij} = \frac{e^{\beta_i + \beta_j}}{(1 + e^{\beta_i + \beta_j})^2}, \quad i \neq j; \quad i, j = 1, \dots, n. \quad (3)$$

Note that  $V$  is also the Fisher information matrix of  $\boldsymbol{\beta}$  and the covariance matrix of  $\mathbf{d}$ . We define two notations that play important roles in guaranteeing good properties of  $\boldsymbol{\beta}$ :

$$b_n = \max_{i,j} \frac{(1 + e^{\beta_i + \beta_j})^2}{e^{\beta_i + \beta_j}}, \quad c_n = \min_{i,j} \frac{(1 + e^{\beta_i + \beta_j})^2}{e^{\beta_i + \beta_j}}. \quad (4)$$

Remarkably,  $b_n \geq c_n \geq 4$ , and  $b_n^{-1}$  and  $c_n^{-1}$  express the minimum and maximum variances of  $a_{ij}$  over  $i \neq j$ , respectively.

We first present Wilks-type theorems in parameter testing problems with increasing dimensions. We consider a specified null  $H_0 : \beta_i = \beta_i^0$  for  $i = 1, \dots, r$  and a homogeneous null  $H_0 : \beta_1 = \dots = \beta_r$  with  $r \rightarrow \infty$ , where  $\beta_i^0$  for  $i = 1, \dots, r$  are known numbers. We assume that the random adjacency matrix  $A$  is generated under the model with the parameter  $\boldsymbol{\beta}$ . When  $r = n$ , the null  $H_0 : \beta_i = \beta_i^0$ ,  $i = 1, \dots, r$  becomes the simple null. Recall that  $\hat{\boldsymbol{\beta}}^0$  denotes the restricted MLE of  $\boldsymbol{\beta}$  under the null parameter space.

**Theorem 1.** (a) Under the specified null  $H_0 : \beta_i = \beta_i^0$ ,  $i = 1, \dots, r$ , if  $b_n^5/c_n^2 = o(r^{1/2}/(\log n)^2)$ , the log-likelihood ratio statistic  $\ell(\hat{\boldsymbol{\beta}}) - \ell(\hat{\boldsymbol{\beta}}^0)$  is asymptotically nor-

mally distributed in the sense that

$$\frac{2\{\ell(\widehat{\boldsymbol{\beta}}) - \ell(\widehat{\boldsymbol{\beta}}^0)\} - r}{\sqrt{2r}} \xrightarrow{L} N(0, 1), \quad \text{as } r \rightarrow \infty, \quad (5)$$

where  $\widehat{\boldsymbol{\beta}}^0 = \arg \max_{\boldsymbol{\beta} \in \Theta_0} \ell(\boldsymbol{\beta})$  and  $\Theta_0 = \{\boldsymbol{\beta} : \boldsymbol{\beta} \in \mathbb{R}^n, (\beta_1, \dots, \beta_r) = (\beta_1^0, \dots, \beta_r^0)\}$ .

(b) Under the homogenous null  $H_0 : \boldsymbol{\beta} \in \Theta_0 = \{\boldsymbol{\beta} : \boldsymbol{\beta} \in \mathbb{R}^n, \beta_1 = \dots = \beta_r\}$ , if  $b_n^{15}/c_n^9 = o(r^{1/2}/(\log n)^3)$ , the normalized log-likelihood ratio statistic in (5) also converges in distribution to the standard normality.

The likelihood equations under the specified or homogenous null are similar to (2). The restricted MLE  $\widehat{\boldsymbol{\beta}}^0$  can also be solved via the fixed-point iterative algorithm or the Newton-Raphson algorithm.

The condition imposed on  $b_n$  in Theorem 1 implies  $r \gg (\log n)^4$  since  $b_n \geq 4$ . If all  $\beta_i$  are not too different,  $b_n \asymp c_n$  and the condition in Theorem 1 (a) becomes  $b_n = o(r^{1/6}/(\log n)^{2/3})$ . Alternatively, the condition in Theorem 1 (b) is stronger than that in Theorem 1 (a). This is because we need a stronger condition on  $b_n$  to obtain a unified consistency rate, regardless of  $r$ , as given in Lemma 7.

We note that the consistency of the MLE in Chatterjee et al. (2011) is based on the condition that all parameters are bounded above by a constant, while asymptotic normality of the MLE in Yan and Xu (2013) needs the following condition:  $\max_i |\beta_i| = o(\log(\log n))$ , which implies  $b_n \ll \log n$ . Conversely, the condition here seems weaker. Furthermore, some intermediate results in Lemmas 1, 3, 4, and 7, are built under weaker conditions. For instance, the consistency rate of  $\widehat{\boldsymbol{\beta}}^0$  in Lemma 4 only requires  $b_n^2/c_n = o(n^{1/2}/(\log n)^{1/2})$ .

The following corollary gives the smallest  $r$  to guarantee Wilks-type theorems, which only requires  $r$  much larger than a logarithm factor to the power of 6.

**Corollary 1.** *If  $b_n$  is bounded by a constant and  $r/(\log n)^6 \rightarrow \infty$ , the normalized log-likelihood ratio statistic in (5) converges in distribution to the standard normal distribution under specified and homogenous null hypotheses.*

Next, we present a central limit theorem for normalized degrees mentioned previously, which bridges a technical gap between LRTs and Wilks-type theorems in the  $\beta$ -model and the Bradley–Terry model.

**Lemma 1.** *Under the  $\beta$ -model, if  $b_n^4/c_n^3 = o(n)$ , then  $\sum_{i=1}^r \bar{d}_i^2/v_{ii}$  is asymptotically normally distributed with mean  $r$  and variance  $2r$ , where  $\bar{d}_i = d_i - \mathbb{E}d_i$  and  $v_{ii}$  is the variance of  $d_i$ .*

The above lemma shows that the normalized sum for  $\{\bar{d}_i^2/v_{ii}\}_{i=1}^r$  converges in distribution to the standard normal distribution for arbitrary  $r$  tending to infinity in the case of that  $b_n$  is a constant. The proof of Lemma 1 is highly nontrivial. The quadratic centered degree sequence  $\{\bar{d}_i^2\}_{i=1}^r$  is not independent and also not the commonly seen mixing sequences such as  $\alpha$ -mixing,  $\phi$ -mixing and so on. Consequently, classical central limit theorems for independent random variables or dependent random variables [e.g., Peligrad (1987); Withers (1987)] cannot be applied. Further, it is not a natural martingale. Observe that  $\bar{d}_i^2 = \sum_{j,k \neq i} \bar{a}_{ij} \bar{a}_{ik}$  and  $\mathbb{E}(\bar{a}_{ij} \bar{a}_{ik} | \bar{a}_{ij}) = 0$ , where  $\bar{a}_{ij} = a_{ij} - \mathbb{E}a_{ij}$ . This is analogous to the property of vanishing conditional expectations in one-sample  $U$ -statistics [e.g., Hall (1984)] and the quadratic form  $w(X_i, X_j)$  [e.g., de Jong (1987)], where  $\mathbb{E}\{w(X_i, X_j) | X_i\} = 0$  for independent random variables  $\{X_i\}$ . Motivated by this property, we divide  $\sum_{i=1}^r \bar{d}_i^2/v_{ii}$  into two parts:

$$\sum_{i=1}^r \frac{(\bar{d}_i^2 - \mathbb{E}\bar{d}_i^2)}{v_{ii}} = \sum_{i=1}^r \sum_{j=1}^n \frac{(\bar{a}_{ij}^2 - \mathbb{E}\bar{a}_{ij}^2)}{v_{ii}} + \sum_{i=1}^r \sum_{j=1, j \neq i}^n \sum_{k=1, k \neq i, j}^n \frac{\bar{a}_{ij} \bar{a}_{ik}}{v_{ii}}. \quad (6)$$

The first summation in the right-hand side of the above equation scaled by  $r^{1/2}$  vanishes, while the second summation can be represented as a sum of martingale differences with a delicate construction. Subsequently, we can use Martingale theory [e.g., Brown (1971)] to obtain its central limit theorem, whose details are given in the Supplementary Material.

Now, we present Wilks-type theorems for fixed dimensional parameter hypothesis testing problems.

**Theorem 2.** *Assume that  $b_n^3/c_n = o(n^{1/6}/(\log n))$  and  $r$  is a fixed positive integer.*

- (a) *Under the specified null  $H_0 : \beta_i = \beta_i^0, i = 1, \dots, r$ , the log-likelihood ratio statistic  $2\{\ell(\widehat{\beta}) - \ell(\widehat{\beta}^0)\}$  converges in distribution to a chi-square distribution with  $r$  degrees of freedom as  $n$  goes to infinity.*
- (b) *Under the homogenous null  $H_0 : \beta_1 = \dots = \beta_r$ ,  $2\{\ell_\beta(\widehat{\beta}) - \ell_\beta(\widehat{\beta}^0)\}$  converges in distribution to a chi-square distribution with  $r - 1$  degrees of freedom as  $n$  goes to infinity.*

Theorem 2 states that the log-likelihood ratio statistic behaves like the classical Wilks theorem in the case that the difference between the full and null spaces of the tests is fixed. As previously mentioned, the condition imposed on  $b_n$  restricts the increasing rate of  $b_n$  and is fully filled when  $b_n$  is a constant.

**Remark 1.** When  $r$  is fixed, a Wald-type test can be constructed from the central limit theorem for  $\widehat{\beta}$  in Yan and Xu (2013). Take, for example, the null  $H_0 : \beta_1 = \dots = \beta_r$ . Let  $\nu = (\widehat{\beta}_1 - \widehat{\beta}_2, \dots, \widehat{\beta}_{r-1} - \widehat{\beta}_r)^\top$  and  $\Omega = (\omega_{ij})$  be the  $(r - 1) \times (r - 1)$  dimensional matrix,



where  $\omega_{ii} = 1/\hat{v}_{ii} + 1/\hat{v}_{i+1,i+1}$ ,  $\omega_{ij} = -1/\hat{v}_{ii}$  if  $i = j + 1$ ,  $\omega_{ij} = -1/\hat{v}_{jj}$  if  $j = i + 1$  and  $\omega_{ij} = 0$  if  $|i - j| > 1$ . Following [Yan and Xu \(2013\)](#) and [Simons and Yao \(1999\)](#), we can use the statistic  $\boldsymbol{\nu}^\top \boldsymbol{Q} \boldsymbol{\nu}$  to test  $H_0$ . We compare powers of LRTs and this Wald-type test via numerical studies and find that the former has higher powers than the latter.

### 3 Wilks-type theorems for the Bradley–Terry model

In the above section, we considered an undirected graph. Now we consider a weighted directed graph  $\mathcal{G}_n$ , where the element of the adjacency matrix  $A$  denotes the number of times that one item is preferred to another item. Let  $k_{ij}$  be the number of comparisons between items  $i$  and  $j$ . For easy exposition, similar to [Simons and Yao \(1999\)](#), we assume  $k_{ij} = K$  for all  $i \neq j$ , where  $K$  is a fixed positive constant. Subsequently,  $a_{ij}$  is the number of times that  $i$  beats  $j$  out of a total number of  $K$  comparisons.

The Bradley–Terry model postulates that  $a_{ij}$ ,  $1 \leq i < j \leq n$ , are mutually independent binomial random variables— $a_{ij} \sim \text{Binomial}(K, p_{ij})$ , where  $\text{logit}(p_{ij}) = \beta_i - \beta_j$ . Here,  $\beta_i$  measures the intrinsic strength of item  $i$ , and  $d_i = \sum_{j \neq i} a_{ij}$  denotes the total number of wins for item  $i$ . The win-loss probabilities for any two items only depend on the difference of their strength parameters. The bigger the strength parameter, the higher the probability of item  $i$  achieving a win over other items.

As the probability is invariable by adding a common constant to all strength parameters  $\beta_i$ ,  $i = 1, \dots, n$ , we need a restriction for the identifiability of model. Following [Simons and Yao \(1999\)](#), we set  $\beta_1 = 0$  as a constraint. Notice that the number of free parameters here is  $n - 1$ , different from the  $\beta$ -model with  $n$  free parameters. The logarithm of the likelihood function under the Bradley–Terry model is

$$\ell_{bt}(\boldsymbol{\beta}) = \sum_{i,j=1;i \neq j}^n a_{ij} \{\beta_i - \log(e^{\beta_i} + e^{\beta_j})\} = \sum_{i=1}^n \beta_i d_i - K \sum_{1 \leq i < j \leq n} \log(e^{\beta_i} + e^{\beta_j}), \quad (7)$$

where  $\boldsymbol{\beta} = (\beta_2, \dots, \beta_n)^\top$  and  $\beta_1 = 0$ . To distinguish the log-likelihood function in the  $\beta$ -model, we use a subscript  $bt$  in this section. As we can see, it is an exponential family distribution on the directed graph  $\mathcal{G}_n$  with the out-degree sequence as its natural sufficient statistic. The likelihood equations are

$$d_i = \sum_{j=1, j \neq i}^n \frac{K e^{\hat{\beta}_i}}{e^{\hat{\beta}_i} + e^{\hat{\beta}_j}}, \quad i = 2, \dots, n, \quad (8)$$

where  $\hat{\boldsymbol{\beta}} = (\hat{\beta}_2, \dots, \hat{\beta}_n)$  is the MLE of  $\boldsymbol{\beta}$  with  $\hat{\beta}_1 = 0$ . If the directed graph  $\mathcal{G}_n$  is strongly connected, then the MLE uniquely exists [[Ford \(1957\)](#)]. Note that  $d_1$  is not involved in (8); indeed, given  $d_2, \dots, d_n$  and  $K$ ,  $d_1$  is determined.

Now, we present Wilks-type theorems for the Bradley–Terry model with a growing number of hypothetic parameters. The corresponding definitions of  $b_n$  and  $c_n$  are as follows:

$$b_n = \max_{i,j} \frac{(1 + e^{\beta_i - \beta_j})^2}{e^{\beta_i - \beta_j}}, \quad c_n = \min_{i,j} \frac{(1 + e^{\beta_i - \beta_j})^2}{e^{\beta_i - \beta_j}}.$$

With some ambiguity, we use the same notations  $b_n$  and  $c_n$  as in the  $\beta$ -model, where their expressions are based on  $\beta_i + \beta_j$ .

**Theorem 3.** *Suppose  $b_n^7/c_n^4 = o(r^{1/2}/(\log n)^2)$ .*

(a) *Under the specified null  $H_0 : \beta_i = \beta_i^0, i = 2, \dots, r$ , the log-likelihood ratio statistic  $\ell_{bt}(\hat{\boldsymbol{\beta}}) - \ell_{bt}(\hat{\boldsymbol{\beta}}^0)$  is asymptotically normally distributed in the sense that*

$$\frac{2\{\ell_{bt}(\hat{\boldsymbol{\beta}}) - \ell_{bt}(\hat{\boldsymbol{\beta}}^0)\} - r}{\sqrt{2r}} \xrightarrow{L} N(0, 1), \quad \text{as } r \rightarrow \infty, \quad (9)$$

where  $\hat{\boldsymbol{\beta}}^0 = \arg \max_{\boldsymbol{\beta} \in \Theta_0} \ell_{bt}(\boldsymbol{\beta})$  and  $\Theta_0 = \{\boldsymbol{\beta} : \boldsymbol{\beta} \in \mathbb{R}^{n-1}, (\beta_2, \dots, \beta_r) = (\beta_2^0, \dots, \beta_r^0)\}$ .

(b) *Under the homogenous null  $H_0 : \boldsymbol{\beta} \in \Theta_0 = \{\boldsymbol{\beta} : \boldsymbol{\beta} \in \mathbb{R}^n, \beta_2 = \dots = \beta_r\}$ , the normalized log-likelihood ratio statistic in (9) also converges in distribution to the standard normality.*

Notably, to guarantee the existence of the MLE with high probability, it is necessary to control the increasing rate of  $b_n$ , as discussed in [Simons and Yao \(1999\)](#). In the case that some  $\beta_i$ 's are considerably large while others are extremely small, corresponding to a large value of  $b_n$ , the items with relatively poor merits will stand little chance of beating those with relatively large merits. Whenever all items could be partitioned into two sets, in which the items in one set will win all games against those in the other set, the MLE will not exist [[Ford \(1957\)](#)].

Note that in the above discussion, we have assumed the  $k_{ij}$ 's,  $i \neq j$  are all equal to a constant  $K$ . This is only for the purpose of simplifying notations. Theorem 3 can be readily extended to the general case, where  $k_{ij}$ 's are not necessarily the same (but with a bound).

Next, we present the Wilks-type theorem under the homogenous null with a fixed dimension.

**Theorem 4.** *If  $b_n^{11}/c_n^6 = o(n^{1/2}/(\log n)^{5/2})$ , under the homogenous null  $H_0 : \beta_2 = \dots = \beta_r$  with a fixed  $r > 2$ , the twice log-likelihood ratio statistic  $2\{\ell_{bt}(\hat{\boldsymbol{\beta}}) - \ell_{bt}(\hat{\boldsymbol{\beta}}^0)\}$  converges in distribution to a chi-square distribution with  $r - 2$  degrees of freedom.*

Different to Theorem 2 in the  $\beta$ -model, the above theorem does not contain a Wilks type of result under the fixed dimensional specified null  $H_0 : \beta_i = \beta_i^0, i = 2, \dots, r$ . Some

explanations are as follows: With similar arguments as in the proof of (16) and (28), we have

$$2 \left\{ \ell_{bt}(\widehat{\boldsymbol{\beta}}) - \ell_{bt}(\widehat{\boldsymbol{\beta}}^0) \right\} = \sum_{i=1}^r \frac{\bar{d}_i^2}{v_{ii}} - \frac{\{\sum_{i=1}^r \bar{d}_i\}^2}{\tilde{v}_{11}} + \frac{1}{3}(B_2 - B_2^0) + \frac{1}{12}(B_3 - B_3^0),$$

where  $\tilde{v}_{11} = \sum_{i=1}^r v_{ii}$ ,  $(B_2 - B_2^0)$  is the difference of the third-order expansion term of the log-likelihood function between the full and null spaces, and  $(B_3 - B_3^0)$  is the corresponding difference of the fourth-order expansion term. If  $v_{11} = \dots = v_{rr}$ , then  $\sum_{i=1}^r \bar{d}_i^2/v_{ii} - \{\sum_{i=1}^r \bar{d}_i\}^2/\tilde{v}_{11}$  asymptotically follows a chi-square distribution. Even if  $v_{11} = \dots = v_{rr}$ ,  $2 \left\{ \ell_{bt}(\widehat{\boldsymbol{\beta}}) - \ell_{bt}(\widehat{\boldsymbol{\beta}}^0) \right\}$  is not approximately a chi-square distribution. This is because  $B_2 - B_2^0$  does not go to zero, whereas it vanishes in the  $\beta$ -model. In the case of fixed  $r$ , a key quantity to measure  $B_2 - B_2^0$  is  $\max_{i=r+1, \dots, n} |\widehat{\beta}_i - \widehat{\beta}_i^0|$ . It has the order of  $\log n/n$  in the  $\beta$ -model, whereas in the Bradley-Terry model, the differences have the following representation:

$$\widehat{\beta}_i - \widehat{\beta}_i^0 = \frac{\bar{d}_1}{v_{11}} - \frac{\sum_{i=1}^r \bar{d}_i}{\tilde{v}_{11}} + O_p \left( \frac{b_n^2 \log n}{n} \right), \quad i = r + 1, \dots, n,$$

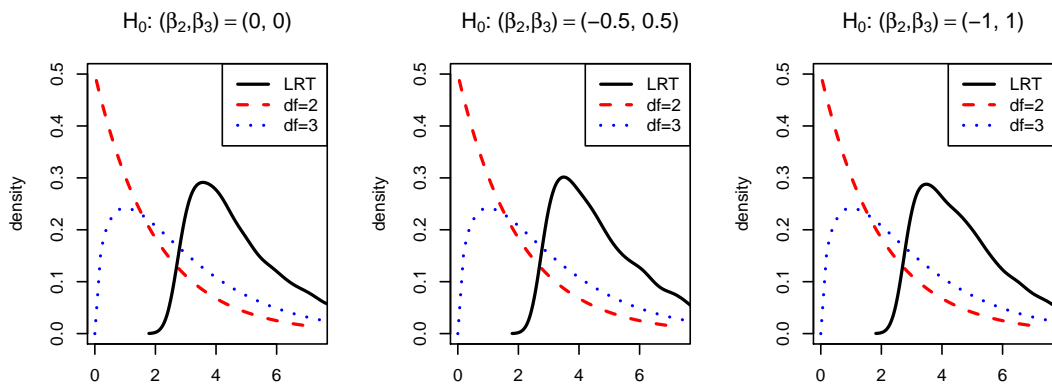
under the specified null. The difference between the two distributions of  $\bar{d}_1/v_{11}$  and  $(\sum_{i=1}^r \bar{d}_i)^2/\tilde{v}_{11}$  is much larger than the order of  $\log n/n$ . Under the homogenous null,  $\widehat{\beta}_i - \widehat{\beta}_i^0$  does not contain the difference of the above two terms. It leads to the result that  $B_2 - B_2^0$  vanishes in the homogenous null, while it does not vanish in the specified null. Therefore, the Wilks type of result does not hold in the fixed dimensional specified null in the Bradley-Terry model.

To provide some insight on the distribution of  $2 \left\{ \ell_{bt}(\widehat{\boldsymbol{\beta}}) - \ell_{bt}(\widehat{\boldsymbol{\beta}}^0) \right\}$  under the specified null, we draw its density curve against that of the chi-square distribution. We consider several specified null  $H_0 : (\beta_2, \beta_3) = (-c, c)$  with  $c = 0, 0.5, 1$  and other parameters are  $\beta_i = 0.2(i - 1) \log n/(n - 1)$ , where  $\beta_0 = 0$ . The plots are shown in Figure 1, where the simulation is repeated 5,000 times. We noted three findings: (1) the distribution is far away from chi-square distributions with degree 2 or 3; (2) even if  $\beta_2 = \beta_3 = 0$ , the density curve is considerably different from that of a chi-square distribution; (3) the density curve depends crucially on  $n$  and appears to be insensitive to changes in the parameter choices.

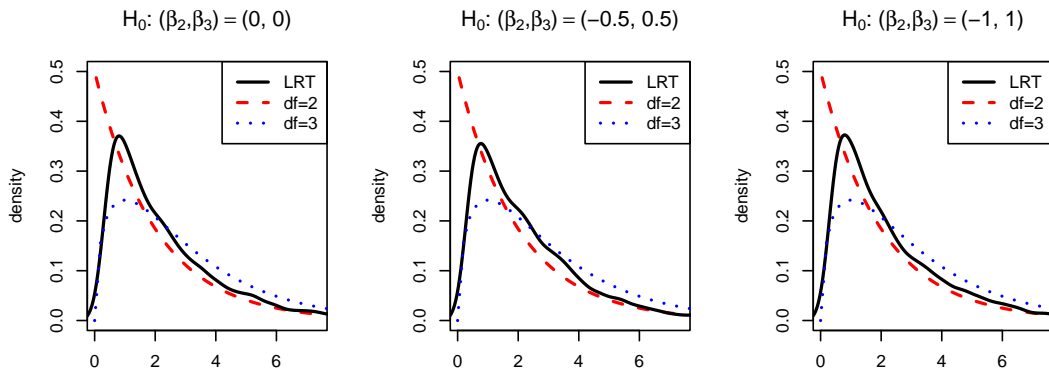
## 4 Numerical Results

In this section, we illustrate the theoretical results via numerical studies.

Figure 1: Comparisons of density curves of LRT and chi-square distributions with 2 or 3 degrees of freedom.



(a) Performance of minus twice log-likelihood ratio statistic under the specified null ( $n=200$ )



(b)  $n=100$

## 4.1 Simulation studies

We conduct simulations to evaluate the performance of the log-likelihood ratio statistics for a finite number of nodes. We considered the four null hypotheses: (1)  $H_{01}$ :  $\beta_i = (i-1)L_n/(n-1)$ ,  $i = 1, \dots, n$ ; (2)  $H_{02}$ :  $\beta_1 = \dots = \beta_r$ ,  $r = n/2$ ; (3)  $H_{03}$ :  $\beta_i = (i-1)r/5$ ; (4)  $H_{04}$ :  $\beta_1 = \dots = \beta_r$  with a fixed  $r$ , where  $L_n$  is set to evaluate different asymptotic regimes.  $H_{01}$  corresponds to the simple null, while  $H_{03}$  aims to test whether a fixed number of parameters are equal to specified values.  $H_{02}$  and  $H_{04}$  test whether a given set of parameters with increasing or fixed dimensions are equal. Under  $H_{02}$ ,  $H_{03}$ , and  $H_{04}$ , we set the left  $n-r$  parameters as follows:  $\beta_i = (i-1)L_n/(n-1)$  for  $i = r+1, \dots, n$ . For homogenous null  $H_{02}$  and  $H_{04}$ , we set  $\beta_1 = \dots = \beta_r = 0$ . In the Bradley–Terry model,  $\beta_1 (= 0)$  is a reference parameter and is excluded in the above null. Four values for  $L_n$  were chosen:  $L_n = 0, 0.2 \log n, 0.4 \log n$ , and  $0.5 \log n$ .

We evaluate the Type I errors and powers of the LRTs and draw their QQ plots. For the increasing dimensional null hypotheses, we use the chi-square approximation instead of the normal approximation because the former performs better than the latter in finite sample sizes. Two values for  $n$  were considered:  $n = 100$  and  $n = 200$ . For the Bradley–Terry model, we assumed that each pair has one comparison— $K = 1$ . Further, motivated by the schedules of the National Basketball Association (NBA) regular season briefly described in next section, we additionally considered a relatively small size  $n = 30$  and let the number of paired comparisons  $k_{ij}$  equal to 3 for all  $1 \leq i \neq j \leq n$ . Each simulation was repeated 5,000 times.

Owing to the limited space, we only show plots of quantiles of chi-square distributions vs sample quantiles in the case of  $n = 200$  under the  $\beta$ -model, and other QQ plots are similar. From figure 2, we can see that the sample quantiles agree well with theoretical quantiles when  $L = 0, 0.2 \log n$ . Alternatively, when  $L = 0.4 \log n$ , there are slight deviations from the reference line  $y = x$  under the null  $H_{01}$ .

The simulated Type I errors are reported in Table 1. Most simulated type I errors are close to the target nominal level when  $L_n \leq 0.4 \log n$ . The differences between simulated values and nominal levels are relatively smaller when  $n = 200$ , contrary to those when  $n = 100$ . Conversely, the MLE failed to exist with positive frequencies in the  $\beta$ -model when  $L_n = 0.5 \log n$ . In other cases, the frequencies that the MLE does not exist are considerably small, less than 0.1.

Next, we compare the powers of the LRTs with the Wald-type tests given in Remark 1 when the number of parameters is fixed. We consider the homogenous hypothesis testing problems:  $H_0$ :  $\beta_1 = \dots = \beta_r$  in the  $\beta$ -model and  $\beta_2 = \dots = \beta_r$  in the Bradley–Terry model ( $\beta_1 = 0$  is the reference parameter). The true model was set to be  $\beta_i = (i-1)c/(r-1)$ ,  $i = 1, \dots, r$ . The other parameters were set as  $\beta_i = 0.2(i-r) \log n/n$  for  $i = r+1, \dots, n$ . In the Bradley–Terry model, we assume that each pair has only one comparison. The

Figure 2: QQ plots for the  $\beta$ -model under the null. The horizontal and vertical axes in each QQ-plot are the respective theoretical (based on the chi-square distribution) and empirical quantiles. The straight lines correspond to  $y = x$ . The first, second, and third columns correspond to  $L_n = 0, 0.2 \log n, 0.4 \log n$ , respectively.

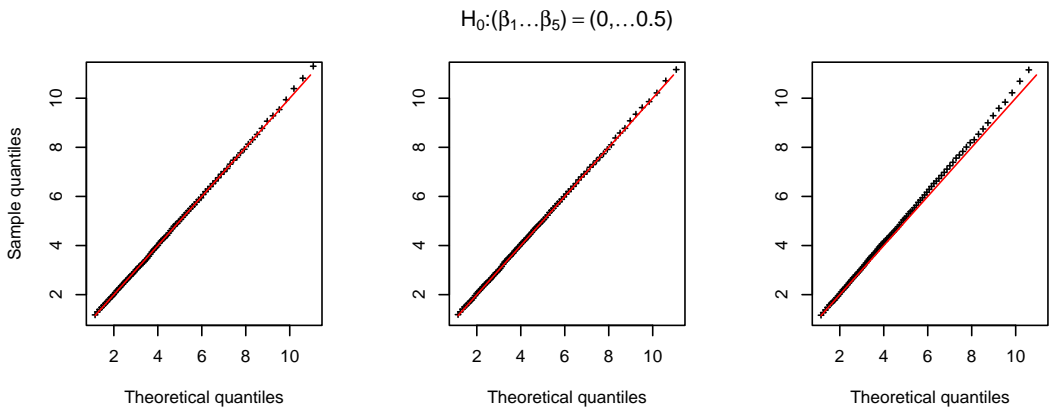
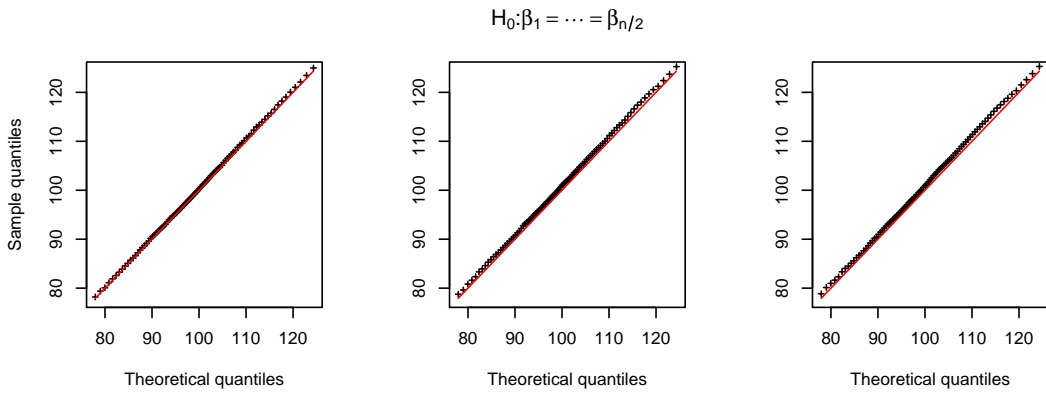
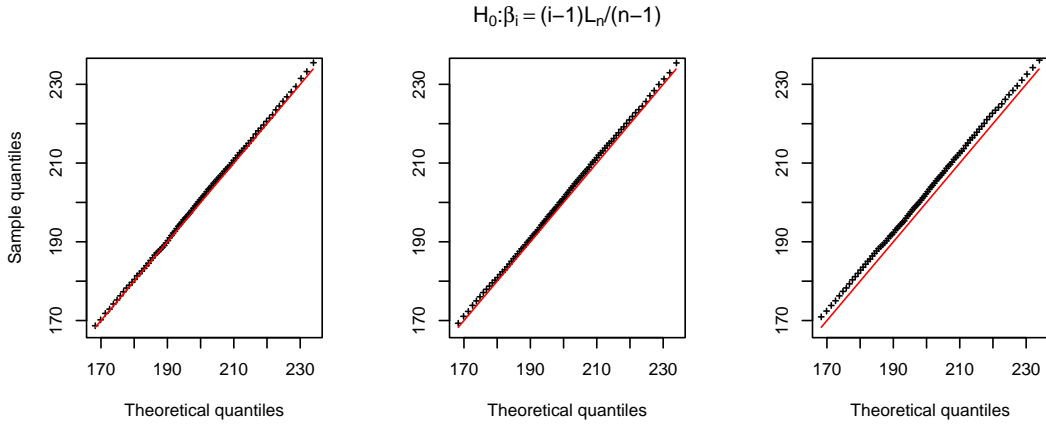


Table 1: Type I errors ( $\times 100$ ) of the likelihood ratio tests under the nominal levels  $\alpha = 0.05, 0.1$  /frequencies ( $\times 100$ ) that the MLE does not exist ( $L_n = c \log n$ ).

Type I errors under the $\beta$ -model						
NULL	$n$	$\alpha$	$c = 0$	$c = 0.2$	$c = 0.4$	$c = 0.5$
$H_{01}$	100	0.05	5.28/0	5.88/0	5.65/0.8	5.26/19.08
		0.10	10.42/0	11.04/0	11.03/0.8	10.48/19.08
	200	0.05	5.34/0	4.88/0	5/0.06	4.75/10.4
		0.10	10.28/0	10.06/0	9.79/0.06	9.75/10.4
$H_{02}$	100	0.05	4.44/0	5.26/0	4.82/0	5.46/2.48
		0.10	9.46/0	10.22/0	9.36/0	10.64/2.48
	200	0.05	4.94/0	5.18/0	5.14/0	5.26/0.32
		0.10	10.18/0	10.14/0	9.92/0	10.15/0.32
$H_{03}$	100	0.05	5.14/0	5.14/0	4.87/0.6	5.65/21.08
		0.10	10.52/0	10.78/0	10.58/0.6	10.95/21.08
	200	0.05	5.12/0	4.96/0	5.74/0.06	4.35/10.84
		0.10	10.4/0	9.86/0	11.11/0.06	9.83/10.84
$H_{04}$	100	0.05	5.44/0	5.54/0	4.94/0.74	5.14/20.64
		0.10	11.00/0	10.80/0	10.20/0.74	10.16/20.64
	200	0.05	5.32/0	5.06/0	5.18/0.06	5.18/10.34
		0.10	9.94/0	9.7/0	10.21/0.06	9.9/10.34
Type I errors under the Bradley–Terry model						
$H_{01}$	100	0.05	5.02/0	5.6/0	5.72/0	5.82/0
		0.10	10.04/0	10.94/0	10.84/0	11.12/0
	200	0.05	4.9/0	5.1/0	5/0	4.74/0
		0.10	9.92/0	10.2/0	10.08/0	9.24/0
$H_{02}$	100	0.05	4.7/0	5.64/0	4.88/0	5.56/0
		0.10	9.76/0	10.82/0	10.3/0	10.32/0
	200	0.05	5.22/0	4.92/0	5.28/0	5.06/0
		0.10	10.14/0	9.7/0	10.1/0	9.62/0
$H_{04}$	100	0.05	5.08/0	5.02/0	4.62/0	5.32/0
		0.10	8.96/0	9.66/0	10.36/0	10.48/0
	200	0.05	4.74/0	4.62/0	5.18/0	4.9/0
		0.10	9.7/0	9.24/0	10.98/0	9.78/0

results are shown in Table 2. Notably, when  $c = 0$ , all simulated type I errors agree reasonably well with the nominal level 0.05. Further, when  $n$  and  $r$  are fixed, and as  $c$  increases, the power tends to increase and is close to 100% when  $c = 1.2$ . A similar phenomenon can be observed when  $r$  increases while  $n$  and  $c$  are fixed or when  $n$  increases while  $c$  and  $r$  are fixed. Alternatively, the powers of the LRTs are a little higher than those of the Wald-type tests. This may be because the LRT contains the full information involved with data.

Further, we conducted additional simulations in the Bradley–Terry model under the situation that imitates the schedule of the NBA regular season. The number of nodes is  $n = 30$ , and each pair of nodes has 3 comparisons. Other parameters are the same

as previously stated. The results are shown in Table 3. This table shows that Type I errors are well controlled, and powers are visibly high when  $c = 1.2$ . This shows that the asymptotic approximation is good even when  $n$  is small.

Table 2: Comparison between powers of the LRTs and the Wald-type tests in parentheses

$n$	$r$	$c = 0$	$c = 0.3$	$c = 0.6$	$c = 0.9$	$c = 1.2$
Powers in the $\beta$ -model						
100	5	5.60(5.34)	13.34(12.76)	37.56(36.8)	72.04(70.82)	92.12(91.48)
	10	5.58(5.32)	13.54(12.86)	45.60(44.26)	81.80(80.40)	97.66(97.32)
200	5	5.02(4.94)	34.28(33.82)	91.10(90.74)	99.80(99.80)	100(100)
	10	5.18(5.04)	22.18(21.74)	77.34(77.14)	98.82(98.78)	99.98(99.98)
Powers in the Bradley–Terry model						
100	6	5.42(4.92)	9.64(8.96)	29.26(27.68)	61.28(59.34)	85.62(84.14)
	11	5.30(4.44)	12.56(11.02)	42.74(39.50)	82.88(81.00)	98.24(98.04)
200	6	5.32(5.00)	17.00(16.26)	53.34(52.46)	90.26(89.88)	99.28(99.28)
	11	5.52(5.22)	20.04(19.02)	75.92(75.10)	99.10(99.00)	100(100)

Table 3: Powers in the Bradley-Terry model with  $n = 30$  (Values in parentheses are powers of the Wald-type test).

$r$	$c = 0$	$c = 0.3$	$c = 0.6$	$c = 0.9$	$c = 1.2$	$c = 1.5$
3	5.44(4.15)	8.70(6.93)	18.04(15.14)	34.20(29.14)	50.33(47.35)	64.97(63.10)
4	5.42(4.43)	9.05(7.95)	20.49(18.74)	42.15(39.10)	65.48(62.04)	82.27(80.14)
5	5.36(4.4)	9.70(8.28)	23.32(20.88)	49.67(45.99)	75.51(72.48)	90.85(88.87)
6	5.41(4.28)	9.91(8.15)	26.40(23.12)	55.95(52.05)	83.28(80.28)	95.25(94.10)
7	5.24(3.92)	10.75(8.59)	29.09(25.7)	61.35(57.05)	87.39(85.11)	97.38(96.62)
8	5.40(4.17)	10.94(8.56)	31.76(27.78)	65.85(61.97)	91.03(88.63)	98.85(98.46)

## 4.2 An application to the NBA data

National Basketball Association (NBA) is one of the most successful men’s professional basketball league in the world. The current league organization divides its total thirty teams into two conferences: the Western Conference and the Eastern Conference. In the regular season, every team plays against every other team three or four times. It would be of interest to test whether some teams have the same merits. Here, we use the recent 2020–21 NBA season data as an illustrative example.

The fitted merits in the Bradley–Terry model are presented in Table 4, in which the Houston Rockets are the reference team. The ranking based on the win-loss percentage and that based on the fitted merits are similar. As shown in the simulations, the asymptotic chi-square distribution for the likelihood ratio statistic provides good approximation, even when  $n = 30$ . We use the log-likelihood ratio statistic to test whether there are significant differences among the top 3 and 6 teams in respective conferences.



As the first three teams in the Eastern Conference—“Philadelphia 76ers,” “Brooklyn Nets,” and “Milwaukee Bucks”—have similar win-loss percentages, we may want to test their equality. By using a chi-square approximation, we get a value 0.551 for the log-likelihood ratio with a p-value 0.759. For testing the equality of “Philadelphia 76ers” and “Boston Celtics,” it yields a p-value 0.031, showing there exists significant difference between these two teams. For testing equality among the top 4 teams in the Western Conference, according to the ranking of the win-loss percentage, we get a value 1.892 for the log-likelihood ratio with a p-value 0.595, showing that the differences of the 4 teams do not exhibit statistical significance.

Table 4: Fitted merits based on the 2020–21 NBA season data. The column  $\hat{\sigma}$  corresponds to standard errors.

Eastern Conference					Western Conference			
	Team	W-L	$\hat{\beta}_i$	$\hat{\sigma}$	Team	W-L	$\hat{\beta}_i$	$\hat{\sigma}$
1	Philadelphia	49-23	1.863	0.377	Utah J.	52-20	2.164	0.383
2	Brooklyn N.	48-24	1.804	0.375	Phoenix S.	51-21	1.836	0.374
3	Milwaukee B.	46-26	1.617	0.365	Denver N.	47-25	1.806	0.369
4	New Y. K.	41-31	1.383	0.364	LA C.	47-25	1.709	0.367
5	Miami H.	40-32	1.363	0.363	Los A. L.	42-30	1.647	0.364
6	Atlanta H.	41-31	1.355	0.363	Portland T. B.	42-30	1.380	0.364
7	Boston C.	36-36	1.123	0.365	Memphis G.	38-34	1.348	0.360
8	Washington W.	34-38	1.006	0.359	Golden S. W.	39-33	1.294	0.360
9	Indiana P.	34-38	0.891	0.361	Dallas M.	42-30	1.233	0.356
10	Chicago B.	31-41	0.827	0.363	New O. P.	31-41	0.941	0.364
11	Charlotte H.	33-39	0.817	0.362	San A. S.	33-39	0.845	0.363
12	Toronto Raptors	27-45	0.616	0.367	Sacramento K.	31-41	0.758	0.368
13	Orlando M.	21-51	0.328	0.370	Minnesota T.	23-49	0.355	0.374
14	Cleveland C.	22-50	0.305	0.373	Oklahoma C.	22-50	0.317	0.373
15	Detroit P.	20-52	0.274	0.371	Houston R.	17-55	0	

### 4.3 Testing degree heterogeneity in network data

We apply likelihood ratio statistics to test degree heterogeneity in four real-world network data sets, which are the fb-pages-food network [Rozemberczki et al. (2019)], email-univ network, ca-GrQc collaboration network [Leskovec et al. (2007)], and ego-Facebook network [Leskovec and Mcauley (2012)]. The former three networks are openly available from <https://networkrepository.com/index.php> [Rossi and Ahmed (2015)] while the last one can be downloaded from <https://snap.stanford.edu/data/ego-Facebook.html>. The fb-pages-food network is a social network with 620 nodes and 2,102 edges, where nodes represent the pages, and edges are mutual likes among them. The email-univ network is an email network of 1,133 users, where edges denote email communications

between users. The ca-GrQc collaboration network is a collaboration network of 5,242 authors, with edges indicating scientific collaborations between authors whose papers were submitted to the General Relativity and Quantum Cosmology category in the e-print arXiv. The ego-Facebook network comprises 4,039 individuals, with edges representing friendships.

There is obvious degree heterogeneity among all nodes because the largest degree is more than 100 times than the smallest degree in all the four networks. Thus, we test whether there is degree heterogeneity in the subset of nodes with the  $r$  smallest id number. We chose two values for  $r$ — $r = 10$  and  $r = 100$ . Table 5 shows p-values in these networks, as well as the largest and smallest degrees among the  $r$  nodes. All these p-values, except for the one obtained from testing degree homogeneity of the 10 nodes in the fb-pages-food network, are less than  $10^{-4}$ , indicating significant effects of degree heterogeneity. This reflects the diversity of nodes in observed networks.

Table 5: Testing degree heterogeneity in several network data sets.

Data set	$ V $	$ E $	r=10			r = 100		
			$d_{r,\max}$	$d_{r,\min}$	p-value	$d_{r,\max}$	$d_{r,\min}$	p-value
fb-pages-food	620	2102	10	1	0.149	56	1	$< 10^{-5}$
email-univ	1133	5451	38	8	$2 \times 10^{-5}$	51	1	$< 10^{-5}$
ca-GrQc	5242	28980	58	2	$< 10^{-5}$	162	2	$< 10^{-5}$
ego-Facebook	4039	88234	347	6	$< 10^{-5}$	1045	2	$< 10^{-5}$

$d_{r,\max}$  denotes the largest degree, and  $d_{r,\min}$  is the smallest degree among the given  $r$  nodes.

## 5 Discussion

We study asymptotic behaviors of LRTs in the  $\beta$ -model and the Bradley–Terry model with increasing dimensions. The Wilks-type theorems have been established for fixed and increasing dimensional parameter hypothesis testing problems. Notably, the conditions imposed on  $b_n$  and  $c_n$  may not be the best possible. The simulation results indicate that there are good asymptotic approximations when these conditions are violated. Note that the asymptotic behaviors of likelihood ratio statistics depend on  $b_n$  (or  $c_n$ ) and the configuration of all parameters.

Although we present Wilks-type theorems only in the  $\beta$ -model and the Bradley–Terry model, our paper sheds light on how to explore Wilks-type results in a principled manner. These principled methods should be applicable to a class of random graph models, including generalized  $\beta$ -models [Hillar and Wibisono (2013)] for weighted graphs and the  $p_0$  model [Yan et al. (2016)] for directed graphs. This is likely a detailed investigation beyond the scope of this paper. Nevertheless, we would like to study this issue in future

research.

We only consider dense paired comparisons, in which all pairs have comparisons. This assumption holds some practical applications. For example, the Major League Baseball schedule in the United States and Canada arranges that all teams play each other in a regular season. In some other applications, not all possible comparisons are available. For example, some games might be cancelled owing to bad weather. If only a few comparisons are unavailable, it has little impact on the results developed in this paper. An interesting scenario is that paired comparisons are sparse, in which numerous items do not have direct comparisons. The sparse condition has an impact on the existence of the MLE, as well as asymptotic behaviors of LRTs. Extending the method to handle extremely sparse paired comparisons does not appear to be a trivial task. It is of interest to investigate this problem.

## 6 Appendix

In this section, we present proofs for Theorems 1. The proofs of Theorems 2, 3 and 4 are presented in the Supplementary Material.

We introduce some notations. For a vector  $\mathbf{x} = (x_1, \dots, x_n)^\top \in \mathbb{R}^n$ , denote by  $\|\mathbf{x}\|$  for a general norm on vectors with the special cases  $\|\mathbf{x}\|_\infty = \max_{1 \leq i \leq n} |x_i|$  and  $\|\mathbf{x}\|_1 = \sum_i |x_i|$  for the  $\ell_\infty$ - and  $\ell_1$ -norm of  $\mathbf{x}$  respectively. For an  $n \times n$  matrix  $J = (J_{ij})$ , let  $\|J\|_\infty$  denote the matrix norm induced by the  $\ell_\infty$ -norm on vectors in  $\mathbb{R}^n$ , i.e.,

$$\|J\|_\infty = \max_{\mathbf{x} \neq 0} \frac{\|J\mathbf{x}\|_\infty}{\|\mathbf{x}\|_\infty} = \max_{1 \leq i \leq n} \sum_{j=1}^n |J_{ij}|,$$

and  $\|J\|$  be a general matrix norm.  $\|J\|_{\max}$  denotes the maximum absolute entry-wise norm, i.e.,  $\|J\|_{\max} = \max_{i,j} |J_{ij}|$ . The notation  $f(n) = O(g(n))$  or  $f(n) \lesssim g(n)$  means there is a constant  $c > 0$  such that  $|f(n)| \leq c|g(n)|$ .  $f(n) \asymp g(n)$  means that  $f(n) \lesssim g(n)$  and  $g(n) \lesssim f(n)$ .  $f(n) = o(g(n))$  means  $\lim_{n \rightarrow \infty} f(n)/g(n) = 0$ . The notation  $\sum_{j < i}$  is a shorthand for  $\sum_{i=1}^n \sum_{j=1}^{i-1}$ .

We define a matrix class  $\mathcal{L}_n(m, M)$  with two positive numbers  $m$  and  $M$ . We say an  $n \times n$  matrix  $V = (v_{ij})$  belongs to the matrix class  $\mathcal{L}_n(m, M)$  if

$$v_{ii} = \sum_{j \neq i} v_{ij}, i = 1, \dots, n; \quad m \leq v_{ij} \leq M, i, j = 1, \dots, n; i \neq j.$$

Define two diagonal matrices:

$$S = \text{diag}(1/v_{11}, \dots, 1/v_{nn}), \quad S_{22} = \text{diag}(1/v_{r+1,r+1}, \dots, 1/v_{nn}), \quad (10)$$

where  $S_{22}$  is the bottom right  $(n-r) \times (n-r)$  block of  $S$  for  $r \in \{1, \dots, n-1\}$ . [Yan and Xu \(2013\)](#) proposed to use the diagonal matrix  $S$  to approximate  $V^{-1}$ .

**Lemma 2.** For  $V \in \mathcal{L}_n(1/b_n, 1/c_n)$  with  $n \geq 3$  and its bottom right  $(n-r) \times (n-r)$  block  $V_{22}$  with  $r \in \{1, \dots, n-1\}$ , we have

$$\max\{\|V^{-1} - S\|_{\max}, \|V_{22}^{-1} - S_{22}\|_{\max}\} \leq \frac{2b_n^2}{c_n(n-1)^2} \left( \frac{nb_n}{2(n-2)c_n} + \frac{1}{2} \right). \quad (11)$$

Lemma 2 is an extension of Proposition 1 in [Yan and Xu \(2013\)](#). In Theorem 6.1 of [Hillar et al. \(2012\)](#), they obtained a tight upper bound of  $\|J\|_{\infty}$  for symmetric diagonally dominant  $m \times m$  dimensional matrices  $J$ . As applied here, we have that for  $V \in \mathcal{L}_n(1/b_n, 1/c_n)$  with  $n \geq 3$  and its bottom right  $(n-r) \times (n-r)$  block  $V_{22}$  with  $r \in \{1, \dots, n-r\}$ ,

$$\|V^{-1}\|_{\infty} \leq \frac{3b_n}{2n-1}, \quad \|V_{22}^{-1}\|_{\infty} \leq \frac{b_n}{n-1} \left( 1 + \frac{n-r-2}{2n-r-1} \right) \leq \frac{3b_n}{2(n-1)}. \quad (12)$$

It is noteworthy that the upper bounds in (11) and (12) are independent of  $r$ . This property implies some remainder terms in the proofs of Theorems 1 are in regardless of  $r$ .

We define a function  $\mu(x) = e^x/(1+e^x)$  and a notation  $\pi_{ij} = \beta_i + \beta_j$  for easy of exposition. A direct calculation gives that the derivative of  $\mu(x)$  up to the third order are

$$\mu'(x) = \frac{e^x}{(1+e^x)^2}, \quad \mu''(x) = \frac{e^x(1-e^x)}{(1+e^x)^3}, \quad \mu'''(x) = \frac{e^x[(1-e^x)^2 - 2e^x]}{(1+e^x)^4}. \quad (13)$$

According to the definition of  $c_n$  in (3), we have the following inequalities:

$$|\mu'(\pi_{ij})| \leq \frac{1}{c_n}, \quad |\mu''(\pi_{ij})| \leq \frac{1}{c_n}, \quad |\mu'''(\pi_{ij})| \leq \frac{1}{c_n}. \quad (14)$$

The above inequalities will be used in the proofs repeatedly. Recall that  $\bar{a}_{ij} = a_{ij} - \mathbb{E}(a_{ij})$ . Define  $\bar{a}_{ii} = 0$  for all  $i = 1, \dots, n$ . Correspondingly, denote  $\bar{d}_i = d_i - \mathbb{E}(d_i)$  and  $\bar{\mathbf{d}} = (\bar{d}_1, \dots, \bar{d}_n)^\top$ .

## 6.1 Proof outline of Theorems 1-4

We first describe the idea for proving Theorem 1 briefly. We apply a fourth-order Taylor expansion to  $\ell(\hat{\boldsymbol{\beta}})$  and  $\ell(\hat{\boldsymbol{\beta}}^0)$  at point  $\boldsymbol{\beta}$ , respectively. With the use of the maximum likelihood equations and the asymptotic representations of  $\hat{\boldsymbol{\beta}}$  and  $\hat{\boldsymbol{\beta}}^0$  (see (24) and (26)), the first-order and second-order expansion terms in the difference  $\ell(\hat{\boldsymbol{\beta}}) - \ell(\hat{\boldsymbol{\beta}}^0)$  can be expressed as the difference between  $\bar{\mathbf{d}}^\top V^{-1} \bar{\mathbf{d}}$  and  $\bar{\mathbf{d}}_2^\top V_{22}^{-1} \bar{\mathbf{d}}_2$  ( $\tilde{\mathbf{d}}^\top \tilde{V}^{-1} \tilde{\mathbf{d}}$  under the homogenous null; see (36)) and several remainder terms, where  $V_{22}$  is the bottom right  $(n-r) \times (n-r)$

block of  $V$ ,  $\bar{\mathbf{d}} = \mathbf{d} - \mathbb{E}\mathbf{d}$  and  $\bar{\mathbf{d}}_2$  is the last  $n - r$  elements of  $\bar{\mathbf{d}}$ . With the use of the diagonal matrix  $S = \text{diag}(1/v_{11}, \dots, 1/v_{nn})$  and  $S_{22} = \text{diag}(1/v_{r+1,r+1}, \dots, 1/v_{nn})$  in (10) to respectively approximate  $V^{-1}$  and  $V_{22}^{-1}$ , one can find that  $\bar{\mathbf{d}}^\top V^{-1} \bar{\mathbf{d}} - \bar{\mathbf{d}}_2^\top V_{22}^{-1} \bar{\mathbf{d}}_2$  can be divided into the quadratic sum of a normalized degrees, i.e.,  $\sum_{i=1}^r \bar{d}_i^2/v_{ii}$ , whose central limit theorem is established in Lemma 1, and several remainder terms that can be bounded by using approximate errors in Lemma 2. The idea for proving Lemma 1 is described before and we do not repeat it here. The third-order and fourth-order expansion terms in the difference  $\ell(\hat{\boldsymbol{\beta}}) - \ell(\hat{\boldsymbol{\beta}}^0)$  are bounded by consistency rates of the restricted MLE  $\hat{\boldsymbol{\beta}}^0$  in Lemma 4 and a very small bound of a weighted cubic sum of  $\{\hat{\beta}_i - \beta_i\}_{i=1}^n$  in Lemma 5. As mentioned before, this small bound has a vanishing factor  $n^{-1/2}$  in contrast to its weighted absolute cubic sum.

The principled strategy for proving Theorem 1 described above is extended to prove Theorems 2, 3 and 4. Here, we emphasize the different places. In contrast to the proof of Theorem 1, the proof of Theorem 2 needs additional technical steps. It requires to bound  $\max_{i=r+1, \dots, n} |\hat{\beta}_i - \hat{\beta}_i^0|$  given in Lemmas 12 and 15, and to evaluate the maximum absolute entry-wise difference between two approximate inverse matrices, which are stated in Lemmas 10 and 13. Lemmas 10–15 are presented in Supplementary Material A. Further, it needs to carefully analyze the differences between remainder terms under the full space and the null space because we do not have a scaled vanishing factor  $r^{-1/2}$ , in contrast to the proof of Theorem 1.

The main different technical steps for the proofs of Theorems 3 and 4 are three-fold. First, we use a diagonal matrix to approximate the Fisher information matrix in the  $\beta$ -model while the approximate inverse is a diagonal matrix plus a commonly exceptive number in the Bradley–Terry model. Second, the main term in the asymptotic representation of  $\hat{\beta}_i$  is  $\bar{d}_i/v_{ii}$  in the  $\beta$ -model while it is  $\bar{d}_i/v_{ii} - \sum_{i=1}^r \bar{d}_i/\tilde{v}_{11}$  under the specified null or  $\bar{d}_i/v_{ii} - \bar{d}_1/v_{11}$  in the homogenous null in the Bradley–Terry model, where  $\tilde{v}_{11} = \sum_{i=1}^r v_{ii}$ . Third, the methods for bounding errors of the MLEs or its restricted version under the null are different. We obtain consistency rates in the  $\beta$ -model via deriving a geometrical convergence rate of the Newton iterative sequence that solves the MLE. In the Bradley–Terry model, as in Simons and Yao (1999), we use the common neighbors between any two of items as middleman, who have ratios being simultaneously close to  $\max_i(\hat{\beta}_i - \beta_i)$  and  $\min_i(\hat{\beta}_i - \beta_i)$ , to establish the error bound of the MLE.

## 6.2 Proofs for Theorem 1 (a)

To prove Theorem 1 (a), we need three lemmas below.

**Lemma 3.** *Recall that  $V_{22}$  is the bottom right  $(n-r) \times (n-r)$  block of  $V$ . Let  $W = V^{-1} - S$ ,*

$\widetilde{W}_{22} = V_{22}^{-1} - S_{22}$  and  $\bar{\mathbf{d}}_2 = (\bar{d}_{r+1}, \dots, \bar{d}_n)^\top$ . For any given  $r \in \{0, \dots, n-1\}$ , we have

$$\bar{\mathbf{d}}_2^\top \widetilde{W}_{22} \bar{\mathbf{d}}_2 = O_p \left( \frac{b_n^3}{c_n^3} \left(1 - \frac{r}{n}\right)^3 \right),$$

where  $r = 0$  implies  $\bar{\mathbf{d}}_2 = \bar{\mathbf{d}}$ ,  $V_{22} = V$  and  $\widetilde{W}_{22} = W$ .

Lemma 3 shall be used to bound the remainder terms  $\bar{\mathbf{d}}_2^\top \widetilde{W}_{22} \bar{\mathbf{d}}_2$  and  $\bar{\mathbf{d}}^\top W \bar{\mathbf{d}}$  in (28).

**Lemma 4.** Under the null  $H_0 : (\beta_1, \dots, \beta_r) = (\beta_1^0, \dots, \beta_r^0)$  for any given  $r \in \{0, \dots, n-1\}$ , if  $b_n^2/c_n = o(n/(n-r) \times (n/\log n)^{1/2})$ , then with probability at least  $1 - 2/n$ , the restricted MLE  $\widehat{\boldsymbol{\beta}}^0$  exists and satisfies

$$\|\widehat{\boldsymbol{\beta}}^0 - \boldsymbol{\beta}\|_\infty \leq \frac{3nb_n}{(2n-1)} \sqrt{\frac{\log n}{n}},$$

where  $r = 0$  means  $\widehat{\boldsymbol{\beta}}^0 = \widehat{\boldsymbol{\beta}}$ . Further, if the restricted MLE exists, it must be unique.

From Lemma 4, we can see that the consistency rate for the restricted MLE  $\widehat{\boldsymbol{\beta}}^0$  in terms of the  $L_\infty$ -norm is independent of  $r$  while the condition depends on  $r$ . When  $b_n$  is a constant, this corresponds to the assumption in Chatterjee et al. (2011) and the  $L_\infty$ -norm error bound of the MLE reduces to their error bound.

**Lemma 5.** If  $b_n^2/c_n = o(n/(n-r) \times (n/\log n)^{1/2})$ , then for an arbitrarily given  $r \in \{0, \dots, n-1\}$ ,

$$\begin{aligned} \sum_{i=r+1}^n (\widehat{\beta}_i - \beta_i)^3 \sum_{j=1, j \neq i}^n \mu''(\beta_i + \beta_j) &= O_p \left( \frac{b_n^4 \log n}{c_n^2} \left( \frac{n-r}{n} \right)^{1/2} \right), \\ \sum_{i, j=r+1, j \neq i}^n (\widehat{\beta}_i - \beta_i)^2 (\widehat{\beta}_j - \beta_j) \mu''(\beta_i + \beta_j) &= O_p \left( \frac{(n-r)b_n^5 (\log n)^2}{nc_n^2} \right). \end{aligned}$$

If  $\widehat{\beta}_i$  is replaced with  $\widehat{\beta}_i^0$  for  $i = r+1, \dots, n$ , then the above upper bound still holds.

If all  $\beta_i$ s are positive constant and we directly use the error bound in (4) for  $\|\widehat{\boldsymbol{\beta}} - \boldsymbol{\beta}\|_\infty$ , the summation in the above lemma will be bounded above by  $(n \log n)^{1/2}$  that does not tend to zero. To improve it, we use the asymptotic representation of  $\widehat{\boldsymbol{\beta}}$  in (24), which leads to that the summarization is involved with a main term having the form of the weighted cubic sum  $\sum_i \bar{d}_i^3 / v_{ii}^3$ . The variance of  $\bar{d}_i^3$  is in order of  $n^3$ , although  $\mathbb{E} \bar{d}_i^6$  contains  $n^6$  mixed items for  $\bar{a}_{ij}$ . Lemma 5 plays an important role in (16) for proving  $B_2/r^{1/2} \rightarrow 0$ .

We are now ready to prove the first part of Theorem 1.

*Proof of Theorem 1 (a).* Under the null  $H_0 : (\beta_1, \dots, \beta_r) = (\beta_1^0, \dots, \beta_r^0)$ , the data generating parameter  $\boldsymbol{\beta}$  is equal to  $(\beta_1^0, \dots, \beta_r^0, \beta_{r+1}, \dots, \beta_n)^\top$ . For convenience, we suppress

the superscript 0 in  $\beta_i^0, i = 1, \dots, r$  when causing no confusion. The following calculations are based on the event  $E_n$  that  $\widehat{\boldsymbol{\beta}}$  and  $\widehat{\boldsymbol{\beta}}^0$  simultaneously exist and satisfy

$$\max \left\{ \|\widehat{\boldsymbol{\beta}} - \boldsymbol{\beta}\|_\infty, \|\widehat{\boldsymbol{\beta}}^0 - \boldsymbol{\beta}\|_\infty \right\} \leq \frac{3nb_n}{(2n-1)} \sqrt{\frac{\log n}{n}}. \quad (15)$$

By Lemma 4,  $\mathbb{P}(E_n) \geq 1 - O(n^{-1})$  if  $b_n^2/c_n = o\{(n/\log n)^{1/2}(1-r/n)^{-1}\}$ .

Applying a fourth-order Taylor expansion to  $\ell(\widehat{\boldsymbol{\beta}})$  at point  $\boldsymbol{\beta}$ , it yields

$$\begin{aligned} \ell(\widehat{\boldsymbol{\beta}}) - \ell(\boldsymbol{\beta}) &= \underbrace{\frac{\partial \ell(\boldsymbol{\beta})}{\partial \boldsymbol{\beta}^\top} (\widehat{\boldsymbol{\beta}} - \boldsymbol{\beta}) + \frac{1}{2} (\widehat{\boldsymbol{\beta}} - \boldsymbol{\beta})^\top \frac{\partial^2 \ell(\boldsymbol{\beta})}{\partial \boldsymbol{\beta} \partial \boldsymbol{\beta}^\top} (\widehat{\boldsymbol{\beta}} - \boldsymbol{\beta})}_{B_1} \\ &+ \underbrace{\frac{1}{6} \sum_{i=1}^n \sum_{j=1}^n \sum_{k=1}^n \frac{\partial^3 \ell(\boldsymbol{\beta})}{\partial \beta_i \partial \beta_j \partial \beta_k} (\widehat{\beta}_i - \beta_i) (\widehat{\beta}_j - \beta_j) (\widehat{\beta}_k - \beta_k)}_{B_2} \\ &+ \underbrace{\frac{1}{4!} \sum_{t=1}^n \sum_{i=1}^n \sum_{j=1}^n \sum_{k=1}^n \frac{\partial^4 \ell(\widetilde{\boldsymbol{\beta}})}{\partial \beta_t \partial \beta_i \partial \beta_j \partial \beta_k} (\widehat{\beta}_t - \beta_t) (\widehat{\beta}_i - \beta_i) (\widehat{\beta}_j - \beta_j) (\widehat{\beta}_k - \beta_k)}_{B_3}, \end{aligned}$$

where  $\widetilde{\boldsymbol{\beta}} = t\boldsymbol{\beta} + (1-t)\widehat{\boldsymbol{\beta}}$  for some  $t \in (0, 1)$ . Correspondingly,  $\ell(\widehat{\boldsymbol{\beta}}^0)$  has the following expansion:

$$\ell(\widehat{\boldsymbol{\beta}}^0) - \ell(\boldsymbol{\beta}) = B_1^0 + \frac{1}{6} B_2^0 + \frac{1}{4!} B_3^0,$$

where  $B_i^0$  is the version of  $B_i$  with  $\widehat{\boldsymbol{\beta}}$  replaced by  $\widehat{\boldsymbol{\beta}}^0$ . Therefore,

$$2\{\ell(\widehat{\boldsymbol{\beta}}) - \ell(\widehat{\boldsymbol{\beta}}^0)\} = 2(B_1 - B_1^0) + \frac{1}{3}(B_2 - B_2^0) + \frac{1}{12}(B_3 - B_3^0). \quad (16)$$

Recall that  $\partial \ell(\boldsymbol{\beta}) / \partial \boldsymbol{\beta}^\top = \mathbf{d} - \mathbb{E} \mathbf{d}$  and  $V = -\partial^2 \ell(\boldsymbol{\beta}) / \partial \boldsymbol{\beta} \partial \boldsymbol{\beta}^\top$ . Then,  $B_1$  can be written as

$$B_1 = (\widehat{\boldsymbol{\beta}} - \boldsymbol{\beta})^\top \bar{\mathbf{d}} - \frac{1}{2} (\widehat{\boldsymbol{\beta}} - \boldsymbol{\beta})^\top V (\widehat{\boldsymbol{\beta}} - \boldsymbol{\beta}). \quad (17)$$

By direct calculations,  $B_2$  and  $B_3$  have the following expressions:

$$-B_2 = \sum_{i=1}^n (\widehat{\beta}_i - \beta_i)^3 \sum_{j=1, j \neq i}^n \mu''(\pi_{ij}) + 3 \sum_{i,j=1, j \neq i}^n (\widehat{\beta}_i - \beta_i)^2 (\widehat{\beta}_j - \beta_j) \mu''(\pi_{ij}), \quad (18)$$

$$\begin{aligned} -B_3 &= \sum_{i=1}^n (\widehat{\beta}_i - \beta_i)^4 \sum_{j=1, j \neq i}^n \mu'''(\bar{\pi}_{ij}) + 4 \sum_{i=1}^n \sum_{j=1, j \neq i}^n \mu'''(\bar{\pi}_{ij}) (\widehat{\beta}_i - \beta_i)^3 (\widehat{\beta}_j - \beta_j) \\ &+ 3 \sum_{i=1}^n \sum_{j=1, j \neq i}^n \mu'''(\bar{\pi}_{ij}) (\widehat{\beta}_i - \beta_i)^2 (\widehat{\beta}_j - \beta_j)^2, \end{aligned} \quad (19)$$

where  $\bar{\pi}_{ij}$  lies between  $\hat{\pi}_{ij}$  and  $\pi_{ij}$ .

It is sufficient to demonstrate: (1)  $\{2(B_1 - B_1^0) - r\}/(2r)^{1/2}$  converges in distribution to the standard normal distribution; (2)  $(B_2 - B_2^0)/r^{1/2} = o_p(1)$ ; (3)  $(B_3 - B_3^0)/r^{1/2} = o_p(1)$ . The second claim is a direct result of Lemma 5. Note that  $\hat{\beta}_i^0 = \beta_i$ ,  $i = 1, \dots, r$ . So  $B_3^0$  has less terms than  $B_3$ . In view of (14) and (34), if  $b_n^4/c_n = o(r^{1/2}/(\log n)^2)$ , then

$$\frac{|B_3|}{r^{1/2}} \lesssim \frac{1}{r^{1/2}} \cdot \frac{n^2}{c_n} \cdot \|\hat{\beta} - \beta\|_\infty^4 \lesssim \frac{b_n^4(\log n)^2}{r^{1/2}c_n} = o(1), \quad (20)$$

$$\frac{|B_3^0|}{r^{1/2}} \lesssim \frac{1}{r^{1/2}} \cdot \frac{r(n-r)}{c_n} \cdot \|\hat{\beta}^0 - \beta\|_\infty^4 \lesssim \frac{b_n^4(\log n)^2}{r^{1/2}c_n} = o(1), \quad (21)$$

which shows the third claim. Therefore, the remainder of the proof is verify claim (1). This contains three steps. Step 1 is about explicit expressions of  $\hat{\beta}$  and  $\hat{\beta}^0$ . Step 2 is about the explicit expression of  $B_1 - B_1^0$ . Step 3 is a combination step.

Step 1. We characterize the asymptotic representations of  $\hat{\beta}$  and  $\hat{\beta}^0$ . Recall that  $\pi_{ij} = \beta_i + \beta_j$ . To simplify notations, define  $\hat{\pi}_{ij} = \hat{\beta}_i + \hat{\beta}_j$ . A second-order Taylor expansion gives that

$$\mu(\hat{\pi}_{ij}) = \mu(\pi_{ij}) + \mu'(\pi_{ij})(\hat{\pi}_{ij} - \pi_{ij}) + \frac{1}{2}\mu''(\tilde{\pi}_{ij})(\hat{\pi}_{ij} - \pi_{ij})^2,$$

where  $\tilde{\pi}_{ij}$  lies between  $\hat{\pi}_{ij}$  and  $\pi_{ij}$ . Let

$$h_{ij} = \frac{1}{2}\mu''(\tilde{\pi}_{ij})(\hat{\pi}_{ij} - \pi_{ij})^2, \quad h_i = \sum_{j \neq i} h_{ij}, \quad \mathbf{h} = (h_1, \dots, h_n)^\top. \quad (22)$$

In view of (14) and (4), we have

$$\|\mathbf{h}\|_\infty \leq \frac{1}{2}(n-1) \max_{i,j} |h_{ij}| \lesssim \frac{n}{c_n} \|\hat{\beta} - \beta\|_\infty^2 \lesssim \frac{b_n^2 \log n}{c_n}. \quad (23)$$

By (2) and (22), we have

$$d_i - \mathbb{E}(d_i) = \sum_{j=1, j \neq i}^n v_{ij} \{(\hat{\beta}_i - \beta_i) + (\hat{\beta}_j - \beta_j)\} + h_i, \quad i = 1, \dots, n.$$

Writing the above equations into the matrix form, we have  $\mathbf{d} - \mathbb{E}(\mathbf{d}) = V(\hat{\beta} - \beta) + \mathbf{h}$ . It yields that

$$\hat{\beta} - \beta = V^{-1}\bar{\mathbf{d}} - V^{-1}\mathbf{h}, \quad (24)$$



where, by (12) and (23),

$$\|V^{-1}\mathbf{h}\|_\infty \leq \|V^{-1}\|_\infty \|\mathbf{h}\|_\infty \lesssim \frac{b_n^3 \log n}{nc_n}. \quad (25)$$

Recall  $\bar{\mathbf{d}}_2 = (d_{r+1}, \dots, d_n)^\top$ . Let  $\hat{\boldsymbol{\beta}}_2^0 = (\hat{\beta}_{r+1}^0, \dots, \hat{\beta}_n^0)^\top$  and  $\boldsymbol{\beta}_2 = (\beta_{r+1}, \dots, \beta_n)$ . Similar to (23) and (24), we have

$$\hat{\boldsymbol{\beta}}_2^0 - \boldsymbol{\beta}_2 = V_{22}^{-1} \bar{\mathbf{d}}_2 - V_{22}^{-1} \tilde{\mathbf{h}}_2, \quad (26)$$

where  $\tilde{\mathbf{h}}_2 = (\tilde{h}_{r+1}, \dots, \tilde{h}_n)^\top$ ,  $\tilde{\mathbf{h}} = (\tilde{h}_1, \dots, \tilde{h}_n)^\top$  and

$$\tilde{h}_i = \sum_{j=1, j \neq i}^n \mu''(\tilde{\pi}_{ij}^0) (\hat{\pi}_{ij}^0 - \pi_{ij})^2, \quad |\tilde{h}_i| \lesssim \frac{b_n^2 \log n}{c_n}, \quad i = 1, \dots, n \quad (27)$$

In the above equation,  $\tilde{\pi}_{ij}^0$  lies between  $\pi_{ij}$  and  $\hat{\pi}_{ij}^0 = \hat{\beta}_i^0 + \hat{\beta}_j^0$  for all  $i, j = 1, \dots, n$ .

Step 2. We derive the explicit expression of  $B_1 - B_1^0$ . Substituting (24) and (26) into the expressions of  $B_1$  in (17) and  $B_1^0$  respectively, it yields

$$2B_1 = \bar{\mathbf{d}}^\top V^{-1} \bar{\mathbf{d}} - \mathbf{h}^\top V^{-1} \mathbf{h}, \quad 2B_1^0 = \bar{\mathbf{d}}_2^\top V_{22}^{-1} \bar{\mathbf{d}}_2 - \tilde{\mathbf{h}}_2^\top V_{22}^{-1} \tilde{\mathbf{h}}_2.$$

By setting  $V^{-1} = S + W$  and  $V_{22}^{-1} = S_{22} + \tilde{W}_{22}$ , we have

$$2(B_1 - B_1^0) = \sum_{i=1}^r \frac{\bar{d}_i^2}{v_{ii}} + \bar{\mathbf{d}}^\top W \bar{\mathbf{d}} - \bar{\mathbf{d}}_2^\top \tilde{W}_{22} \bar{\mathbf{d}}_2 + \bar{\mathbf{h}}^\top V^{-1} \bar{\mathbf{h}} - \bar{\mathbf{h}}_2^\top V_{22}^{-1} \bar{\mathbf{h}}_2. \quad (28)$$

Step 3. We show three claims: (i)  $(\sum_{i=1}^r \bar{d}_i^2 / v_{ii} - r) / (2r)^{1/2} \xrightarrow{L} N(0, 1)$ ; (ii)  $\bar{\mathbf{d}}^\top W \bar{\mathbf{d}} / r^{1/2} = o_p(1)$  and  $\bar{\mathbf{d}}_2^\top \tilde{W}_{22} \bar{\mathbf{d}}_2 / r^{1/2} = o_p(1)$ ; (iii)  $\bar{\mathbf{h}}^\top V^{-1} \bar{\mathbf{h}} / r^{1/2} = o_p(1)$  and  $\bar{\mathbf{h}}_2^\top V_{22}^{-1} \bar{\mathbf{h}}_2 / r^{1/2} = o_p(1)$ . The first and second claims directly follows from Lemma 1 and Lemma 3, respectively. By (23) and (25), if  $b_n^5 / c_n^2 = o(r^{1/2} / (\log n)^2)$ , we have

$$\frac{1}{r^{1/2}} |\mathbf{h}^\top V^{-1} \mathbf{h}| \leq \frac{1}{r^{1/2}} \times n \|\mathbf{h}\|_\infty \|V^{-1}\mathbf{h}\|_\infty \lesssim \frac{1}{r^{1/2}} \cdot n \cdot \frac{b_n^2 \log n}{c_n} \cdot \frac{b_n^3 \log n}{nc_n} \lesssim \frac{b_n^5 (\log n)^2}{r^{1/2} c_n^2} = o(1). \quad (29)$$

In view of (12) and (27), with the same arguments as in the proof of the above inequality, we have

$$\frac{1}{r^{1/2}} |\tilde{\mathbf{h}}_2^\top V_{22}^{-1} \tilde{\mathbf{h}}_2| \lesssim \frac{(n-r)b_n^5 (\log n)^2}{nr^{1/2} c_n^2} = o(1). \quad (30)$$

This demonstrates claim (iii). It completes the proof.  $\square$

### 6.3 Proofs for Theorem 1 (b)

Let  $\tilde{\mathbf{d}} = (\sum_{i=1}^r d_i, d_{r+1}, \dots, d_n)$  and  $\tilde{V}$  denote the Fisher information matrix of  $\tilde{\boldsymbol{\beta}} = (\beta_1, \beta_{r+1}, \dots, \beta_n)^\top$  under the null  $H_0 : \beta_1 = \dots = \beta_r$ , where

$$\tilde{V} = \begin{pmatrix} \tilde{v}_{11} & \tilde{\mathbf{v}}_{12}^\top \\ \tilde{\mathbf{v}}_{12} & V_{22} \end{pmatrix}. \quad (31)$$

In the above,  $V_{22}$  is the lower right  $(n-r) \times (n-r)$  block of  $V$ ,  $\tilde{\mathbf{v}}_{12} = (\tilde{v}_{1,r+1}, \dots, \tilde{v}_{1,n})^\top$ , and

$$\tilde{v}_{11} = 2r(r-1) \cdot \frac{e^{2\beta_1}}{(1+e^{2\beta_1})^2} + r \sum_{j=r+1}^n \tilde{v}_{1j}, \quad \tilde{v}_{1j} = \frac{re^{\beta_1+\beta_j}}{(1+e^{\beta_1+\beta_j})^2}, \quad j = r+1, \dots, n.$$

We use  $\tilde{S} = \text{diag}(1/\tilde{v}_{11}, 1/v_{r+1,r+1}, \dots, 1/v_{nn})$  to approximate  $\tilde{V}^{-1}$ , whose approximation error is in the following lemma.

**Lemma 6.** *For any  $r \in \{0, \dots, n-1\}$  and  $n \geq 3$ , we have*

$$\|\tilde{W} := \tilde{V}^{-1} - \tilde{S}\|_{\max} \leq \frac{b_n}{(n-1)^2 c_n^2} \left( \frac{b_n n}{2(n-2)c_n} + \frac{1}{2} \right). \quad (32)$$

The order of the above approximation error is the same as that in (11), regardless of  $r$ .

Recall that  $\hat{\boldsymbol{\beta}}^0$  denotes the restricted MLE of  $\boldsymbol{\beta} = (\beta_1, \dots, \beta_n)^\top$ . Under the null  $H_0 : \beta_1 = \dots = \beta_r$ , we have  $\hat{\beta}_1^0 = \dots = \hat{\beta}_r^0$ . Similar to the proof of Lemma 4, we have the following consistency result.

**Lemma 7.** *Under the null  $H_0 : \beta_1 = \dots = \beta_r$ , if*

$$\left( \frac{b_n}{c_n} + \frac{b_n^3}{c_n^3} \cdot \frac{r(n-r)}{n^2} \right) \left( b_n + \frac{b_n^3}{c_n^2} \left( \frac{r^{1/2}(n-r)^{1/2}}{n^{3/2}} + \frac{n-r}{n} \right) \right) = o\left( \sqrt{\frac{n}{\log n}} \right),$$

then with probability at least  $1 - 2(n-r+1)/n^2$ ,  $\hat{\boldsymbol{\beta}}^0$  exists and satisfies

$$\|\hat{\boldsymbol{\beta}}^0 - \boldsymbol{\beta}\|_\infty \lesssim \left( b_n + \frac{b_n^3}{c_n^2} \left( \frac{r^{1/2}(n-r)^{1/2}}{n^{3/2}} + \frac{n-r}{n} \right) \right) \sqrt{\frac{\log n}{n}}.$$

Further, if  $\hat{\boldsymbol{\beta}}^0$  exists, it must be unique.

From the above lemma, we can see that the condition to guarantee consistency and the error bound depends on  $r$ . Larger  $r$  means a weaker condition and a smaller error bound. To simplify calculations, we shall use the condition  $b_n^6/c_n^5 = o((n/\log n)^{1/2})$  in regardless

of  $r$ , which implies an error bound  $(b_n^3/c_n^2)(\log n/n)^{1/2}$  that is generally larger than that in Lemma 4. Similar to Lemma 3, we have the following bound, which is independent of  $r$ .

**Lemma 8.** *For any given  $r \in \{1, \dots, n-1\}$ , we have  $(\tilde{\mathbf{d}} - \mathbb{E}\tilde{\mathbf{d}})^\top \tilde{W}(\tilde{\mathbf{d}} - \mathbb{E}\tilde{\mathbf{d}}) = O_p(b_n^3/c_n^3)$ .*

The asymptotic representation of  $\hat{\boldsymbol{\beta}}^0$  is given below.

**Lemma 9.** *Under the null  $H_0 : \beta_1 = \dots = \beta_r$ , if  $b_n^6/c_n^5 = o((n/\log n)^{1/2})$ , then for any given  $r \in \{0, \dots, n-1\}$ , we have*

$$\begin{aligned}\hat{\beta}_1^0 - \beta_1 &= \frac{\sum_{i=1}^r \tilde{d}_i}{\tilde{v}_{11}} + g_1, \\ \hat{\beta}_i^0 - \beta_i &= \frac{\tilde{d}_i}{v_{ii}} + g_i, \quad i = r+1, \dots, n,\end{aligned}$$

where  $g_1, g_{r+1}, \dots, g_n$  with probability at least  $1 - O(n^{-1})$  satisfy

$$g_i = (\tilde{V}^{-1}\tilde{\mathbf{h}})_i + [\tilde{W}(\tilde{\mathbf{d}} - \mathbb{E}\tilde{\mathbf{d}})]_i = O\left(\frac{b_n^9 \log n}{nc_n^7}\right),$$

uniformly, and  $\tilde{\mathbf{h}} = (\tilde{h}_1, \tilde{h}_{r+1}, \dots, \tilde{h}_n)^\top$  satisfies

$$\begin{aligned}|\tilde{h}_1| &\lesssim \frac{rb_n^6 \log n}{c_n^5}, \\ \max_{i=r+1, \dots, n} |\tilde{h}_i| &\lesssim \frac{b_n^6 \log n}{c_n^5}.\end{aligned}\tag{33}$$

With some ambiguity of notations, we still use the notation  $\tilde{\mathbf{h}}$  here that is a little different from  $\tilde{\mathbf{h}}$  defined in (27). Specifically, the first element of  $\tilde{\mathbf{h}}$  can be viewed as the sum of  $\tilde{h}_i$ ,  $i = 1, \dots, r$  in (27). This difference leads to that some remainder term here is larger than that in (24).

Now, we are ready to prove Theorem 1 (b).

*Proof of Theorem 1 (b).* Under the null  $H_0 : \beta_1 = \dots = \beta_r$ , the data generating parameter  $\boldsymbol{\beta}$  is equal to  $(\underbrace{\beta_1, \dots, \beta_1}_r, \beta_{r+1}, \dots, \beta_n)^\top$ . The following calculations are based on the event  $E_n$  that  $\hat{\boldsymbol{\beta}}$  and  $\hat{\boldsymbol{\beta}}^0$  simultaneously exist and satisfy

$$\|\hat{\boldsymbol{\beta}} - \boldsymbol{\beta}\|_\infty \leq \frac{3nb_n}{(2n-1)} \sqrt{\frac{\log n}{n}}, \quad \text{and} \quad \|\hat{\boldsymbol{\beta}}^0 - \boldsymbol{\beta}\|_\infty \lesssim \frac{b_n^3}{c_n^2} \sqrt{\frac{\log n}{n}}\tag{34}$$

By Lemmas 4 and 7,  $\mathbb{P}(E_n) \geq 1 - O(n^{-1})$  if  $b_n^3/c_n^2 = o((n/\log n)^{1/2})$ .

Similar to the proof of Theorem 1 (a), it is sufficient to demonstrate: (i)  $\{2(B_1 - B_1^0) - r\}/(2r)^{1/2} \stackrel{L}{\rightarrow} N(0, 1)$ ; (ii)  $(B_2 - B_2^0)/r^{1/2} = o_p(1)$ ; (iii)  $(B_3 - B_3^0)/r^{1/2} = o_p(1)$ . The fourth-order Taylor expansion for  $\ell(\hat{\boldsymbol{\beta}}^0)$  here is with regard to the vector  $(\beta_1, \beta_{r+1}, \dots, \beta_n)^\top$

because  $\beta_1, \dots, \beta_r$  are the same under the null here. As we shall see, the expressions of  $B_1^0$  and  $B_2^0$  are a little different from  $B_1$  and  $B_2$  except from the difference  $\widehat{\boldsymbol{\beta}}$  and  $\widehat{\boldsymbol{\beta}}^0$ .

With the same arguments as in (20) and (21), we have claim (iii) under the condition  $b_n^{12}/c_n^9 = o(r^{1/2}/(\log n))$ . In Lemma 5, we show  $B_2/r^{1/2} = o_p(1)$ . For claim (ii), it is sufficient to show  $B_2^0/r^{1/2} = o_p(1)$ . Under the null  $H_0 : \beta_1 = \dots = \beta_r$ ,  $B_2^0$  can be written as

$$\begin{aligned} B_2^0 &= \{4r(r-1)\mu''(\pi_{11}) + r \sum_{j=r+1}^n \mu''(\pi_{ij})\}(\widehat{\beta}_1^0 - \beta_1)^3 + 3r \sum_{i=r+1}^n \mu''(\pi_{1i})(\widehat{\beta}_1^0 - \beta_1)^2(\widehat{\beta}_i^0 - \beta_i) \\ &\quad + 3r \sum_{i=r+1}^n \mu''(\pi_{1i})(\widehat{\beta}_1^0 - \beta_1)(\widehat{\beta}_i^0 - \beta_i)^2 + 3 \sum_{i,j=r+1, i \neq j}^n \mu''(\pi_{ij})(\widehat{\beta}_i^0 - \beta_i)(\widehat{\beta}_j^0 - \beta_j)^2. \end{aligned}$$

With the use of the asymptotic representation of  $\widehat{\boldsymbol{\beta}}^0$  in Lemma 9, if  $b_n^9/c_n^7 = o((rn)^{1/3}/\log n)$  and  $b_n^5/c_n^2 = o(r^{1/2}/(\log n)^2)$ , then we have

$$\frac{B_2^0}{r^{1/2}} = o_p(1), \quad (35)$$

whose detailed calculations are given in the Supplementary Material A.

Next, we show claim (i). Recall  $\widetilde{\boldsymbol{d}} = (\sum_{i=1}^r d_i, d_{r+1}, \dots, d_n)$ . The expression of  $B_1^0$  is

$$B_1^0 = \frac{1}{2}(\widetilde{\boldsymbol{d}} - \mathbb{E}\widetilde{\boldsymbol{d}})^\top \widetilde{\boldsymbol{V}}^{-1}(\widetilde{\boldsymbol{d}} - \mathbb{E}\widetilde{\boldsymbol{d}}) - \frac{1}{2}\widetilde{\boldsymbol{h}}^\top \widetilde{\boldsymbol{V}}^{-1}\widetilde{\boldsymbol{h}}, \quad (36)$$

where  $\widetilde{\boldsymbol{h}} = (\tilde{h}_1, \tilde{h}_{r+1}, \dots, \tilde{h}_n)^\top$  satisfies (33). In view of (32) and (33), setting  $\widetilde{\boldsymbol{V}}^{-1} = \widetilde{\boldsymbol{S}} + \widetilde{\boldsymbol{W}}$  yields

$$\begin{aligned} \widetilde{\boldsymbol{h}}^\top \widetilde{\boldsymbol{V}}^{-1}\widetilde{\boldsymbol{h}} &\leq \underbrace{\frac{\tilde{h}_1^2}{\tilde{v}_{11}} + \sum_{i=r+1}^n \frac{h_i^2}{v_{ii}}}_{\lesssim b_n \left(\frac{b_n^6 \log n}{c_n^5}\right)^2} + \underbrace{|\tilde{w}_{11}|\tilde{h}_1^2 + \|\widetilde{\boldsymbol{W}}\|_{\max} \left(2|\tilde{h}_1| \sum_{i=r+1}^n |h_i| + \sum_{i,j=r+1}^n |h_i||h_j|\right)}_{\lesssim \frac{b_n^3}{n^2 c_n^2} \{r^2 + 2r(n-r) + (n-r)^2\} \left(\frac{b_n^6 \log n}{c_n^5}\right)^2} \\ &\lesssim \frac{b_n^{15}(\log n)^2}{c_n^{12}}. \end{aligned} \quad (37)$$

This shows that if  $b_n^{15}/c_n^{12} = o(r^{1/2}/(\log n)^2)$ , then  $|\widetilde{\boldsymbol{h}}^\top \widetilde{\boldsymbol{V}}^{-1}\widetilde{\boldsymbol{h}}|/r^{1/2} = o_p(1)$ .

Now, we evaluate the difference between  $(\widetilde{\boldsymbol{d}} - \mathbb{E}\widetilde{\boldsymbol{d}})^\top \widetilde{\boldsymbol{V}}^{-1}(\widetilde{\boldsymbol{d}} - \mathbb{E}\widetilde{\boldsymbol{d}})$  and  $\widetilde{\boldsymbol{d}}^\top \boldsymbol{V}^{-1}\widetilde{\boldsymbol{d}}$ . By

using  $\tilde{S}$  and  $S$  to approximate  $\tilde{V}^{-1}$  and  $V^{-1}$  respectively, we have

$$\begin{aligned} & \bar{\mathbf{d}}^\top V^{-1} \bar{\mathbf{d}} - (\tilde{\mathbf{d}} - \mathbb{E}\tilde{\mathbf{d}})^\top \tilde{V}^{-1} (\tilde{\mathbf{d}} - \mathbb{E}\tilde{\mathbf{d}}) \\ = & \sum_{i=1}^r \frac{\bar{d}_i^2}{v_{ii}} - \frac{(\tilde{d}_1 - \mathbb{E}\tilde{d}_1)^2}{\tilde{v}_{11}} + \bar{\mathbf{d}}^\top W \bar{\mathbf{d}} - (\tilde{\mathbf{d}} - \mathbb{E}\tilde{\mathbf{d}})^\top \tilde{W} (\tilde{\mathbf{d}} - \mathbb{E}\tilde{\mathbf{d}}). \end{aligned} \quad (38)$$

By Lemmas 3 and 8, if  $b_n^3/c_n^3 = o(r^{1/2})$ , then

$$\frac{1}{r^{1/2}} \max\{\bar{\mathbf{d}}^\top W \bar{\mathbf{d}}, (\tilde{\mathbf{d}} - \mathbb{E}\tilde{\mathbf{d}})^\top \tilde{W} (\tilde{\mathbf{d}} - \mathbb{E}\tilde{\mathbf{d}})\} = o_p(1). \quad (39)$$

Since  $\sum_{i=1}^r d_i = 2 \sum_{1 \leq i < j \leq r} a_{ij} + \sum_{i=1}^r \sum_{j=r+1}^n a_{ij}$ , by the central limit theorem for the bounded case (Loève (1977), page 289),  $\tilde{v}_{11}^{-1/2} \sum_{i=1}^r (d_i - \mathbb{E}d_i)$  converges in distribution to the standard normal distribution if  $\tilde{v}_{11} \rightarrow \infty$ . Therefore, as  $r \rightarrow \infty$ ,

$$\frac{[\sum_{i=1}^r \{d_i - \mathbb{E}(d_i)\}]^2 / \tilde{v}_{11}}{r} = o_p(1).$$

By combining (28), (36), (29), (38) and (39), it yields

$$\frac{2(B_1 - B_1^0)}{\sqrt{2r}} = \frac{1}{\sqrt{2r}} \sum_{i=1}^r \frac{(d_i - \mathbb{E}d_i)^2}{v_{ii}} + o_p(1).$$

Therefore, claim (i) immediately follows from Lemma 1. This completes the proof.  $\square$

## SUPPLEMENTARY MATERIAL

**Supplementary material A** . This supplementary material contains the proofs of supported lemmas in the proof of Theorem 1, the proofs for Theorem 2, as well as the proof of inequality (35).

**Supplementary material B** . This supplementary material contains the proofs of Theorems 3 and 4 in the Bradley–Terry model as well as the proofs of their supported lemmas.

**Supplementary material C** . This supplementary material contains the proofs of Lemmas 2, 15, 26 and 33 about the approximation error for approximate inverse of Fisher information matrices. All these supplementary materials are available on request by sending emails to [tingyant@mail.cnu.edu.cn](mailto:tingyant@mail.cnu.edu.cn).

**Acknowledgment** The views expressed are those of the authors and should not be construed to represent the positions of the Department of the Army or Department of

Defense. Yan is partially supported by the National Natural Science Foundation of China (no. 12171188) and the Fundamental Research Funds for the Central Universities. Xu is partially supported by the General Research Fund of Hong Kong (17308820). Zhu is partially supported by the National Science Foundation (DMS 1407698 and DMS 1821243).

## References

- Blitzstein, J. and Diaconis, P. (2011). A sequential importance sampling algorithm for generating random graphs with prescribed degrees. *Internet Mathematics*, 6(4):489–522.
- Bradley, R. A. and Terry, M. E. (1952). Rank analysis of incomplete block designs the method of paired comparisons. *Biometrika*, 39(3-4):324–345.
- Brown, B. M. (1971). Martingale Central Limit Theorems. *The Annals of Mathematical Statistics*, 42(1):59–66.
- Chatterjee, S., Diaconis, P., and Sly, A. (2011). Random graphs with a given degree sequence. *The Annals of Applied Probability*, pages 1400–1435.
- Chen, M., Kato, K., and Leng, C. (2021). Analysis of networks via the sparse  $\beta$ -model. *Journal of the Royal Statistical Society: Series B (Statistical Methodology)*, 83(5):887–910.
- Chen, Y., Fan, J., Ma, C., and Wang, K. (2019). Spectral method and regularized mle are both optimal for top- $k$  ranking. *The Annals of Statistics*, 47(4):2204–2235.
- de Jong, P. (1987). A central limit theorem for generalized quadratic forms. *Probability Theory and Related Fields*, 75(2):261–277.
- Elmer, T., Mepham, K., and Stadtfeld, C. (2020). Students under lockdown: Comparisons of students social networks and mental health before and during the covid-19 crisis in switzerland. *PLOS ONE*, 15(7):1–22.
- Fan, J., Zhang, C., and Zhang, J. (2001). Generalized Likelihood Ratio Statistics and Wilks Phenomenon. *The Annals of Statistics*, 29(1):153 – 193.
- Fienberg, S. E. (2012). A brief history of statistical models for network analysis and open challenges. *Journal of Computational and Graphical Statistics*, 21(4):825–839.
- Fienberg, S. E. and Wasserman, S. (1981). An exponential family of probability distributions for directed graphs: Comment. *Journal of the American Statistical Association*, 76(373):54–57.
- Ford, L. R. (1957). Solution of a ranking problem from binary comparisons. *The American Mathematical Monthly*, 64(8):28–33.
- Ghoshdastidar, D., Gutzeit, M., Carpentier, A., and von Luxburg, U. (2020). Two-sample hypothesis testing for inhomogeneous random graphs. *The Annals of Statistics*, 48(4):2208 – 2229.

- Goldenberg, A., Zheng, A. X., Fienberg, S. E., and Airoldi, E. M. (2010). A survey of statistical network models. *Foundations and Trends in Machine Learning*, 2(2):129–233.
- Hall, P. (1984). Central limit theorem for integrated square error of multivariate non-parametric density estimators. *Journal of Multivariate Analysis*, 14(1):1–16.
- Han, R., Ye, R., Tan, C., and Chen, K. (2020). Asymptotic theory of sparse bradley-terry model. *Annals of Applied Probability*, To appear.
- Helleringer, S. and Kohler, H.-P. (2007). Sexual network structure and the spread of hiv in africa: evidence from likoma island, malawi. *Aids*, 21(17):2323–2332.
- Hillar, C. and Wibisono, A. (2013). Maximum entropy distributions on graphs. *arXiv preprint arXiv:1301.3321*.
- Hillar, C. J., Lin, S., and Wibisono, A. (2012). Inverses of symmetric, diagonally dominant positive matrices and applications.
- Holland, P. W. and Leinhardt, S. (1981). An exponential family of probability distributions for directed graphs. *Journal of the American Statistical Association*, 76(373):33–50.
- Hu, J., Zhang, J., Qin, H., Yan, T., and Zhu, J. (2021). Using maximum entry-wise deviation to test the goodness of fit for stochastic block models. *Journal of the American Statistical Association*, 116(535):1373–1382.
- Jin, J., Ke, Z. T., and Luo, S. (2021). Optimal adaptivity of signed-polygon statistics for network testing. *The Annals of Statistics*, 49(6):3408 – 3433.
- Lei, J. (2016). A goodness-of-fit test for stochastic block models. *The Annals of Statistics*, 44(1):401 – 424.
- Leskovec, J., Kleinberg, J., and Faloutsos, C. (2007). Graph evolution: Densification and shrinking diameters. *ACM transactions on Knowledge Discovery from Data (TKDD)*, 1(1):2–es.
- Leskovec, J. and Mcauley, J. (2012). Learning to discover social circles in ego networks. *Advances in neural information processing systems*, 25.
- Loéve, M. (1977). *Probability theory I. 4th ed.* Springer, New York.
- Masarotto, G. and Varin, C. (2012). The ranking lasso and its application to sport tournaments. *The Annals of Applied Statistics*, 6(4):1949–1970.
- Mukherjee, R., Mukherjee, S., and Sen, S. (2018). Detection thresholds for the  $\beta$ -model on sparse graphs. *Ann. Statist.*, 46(3):1288–1317.
- Park, J. and Newman, M. E. J. (2004). Statistical mechanics of networks. *Physical Review E*, 70(6):066117.
- Peligrad, M. (1987). On the Central Limit Theorem for  $\rho$ -Mixing Sequences of Random Variables. *The Annals of Probability*, 15(4):1387 – 1394.
- Perry, P. O. and Wolfe, P. J. (2012). Null models for network data. Available at <http://arxiv.org/abs/1201.5871>.

- Portnoy, S. (1988). Asymptotic behavior of likelihood methods for exponential families when the number of parameters tends to infinity. *Ann. Statist.*, 16(1):356–366.
- Radlinski, F. and Joachims, T. (2007). Active exploration for learning rankings from clickthrough data. In *Proceedings of the 13th ACM SIGKDD international conference on Knowledge discovery and data mining*, pages 570–579.
- Rinaldo, A., Petrović, S., and Fienberg, S. E. (2013). Maximum likelihood estimation in the  $\beta$ -model. *Ann. Statist.*, 41(3):1085–1110.
- Rossi, R. A. and Ahmed, N. K. (2015). The network data repository with interactive graph analytics and visualization. In *AAAI*.
- Rozemberczki, B., Davies, R., Sarkar, R., and Sutton, C. (2019). Gemsec: Graph embedding with self clustering. In *Proceedings of the 2019 IEEE/ACM International Conference on Advances in Social Networks Analysis and Mining 2019*, pages 65–72. ACM.
- Sham, P. C. and Curtis, D. (1995). An extended transmission/disequilibrium test (tdt) for multi-allele marker loci. *Annals of Human Genetics*, 59(3):323–336.
- Simons, G. and Yao, Y.-C. (1999). Asymptotics when the number of parameters tends to infinity in the bradley-terry model for paired comparisons. *The Annals of Statistics*, 27(3):1041–1060.
- Stigler, S. M. (1994). Citation patterns in the journals of statistics and probability. *Statistical Science*, 9(1):94–108.
- Sur, P., Chen, Y., and Candès, E. J. (2019). The likelihood ratio test in high-dimensional logistic regression is asymptotically a rescaled chi-square. *Probability Theory and Related Fields*, 175(1):487–558.
- Varin, C., Cattelan, M., and Firth, D. (2016). Statistical modelling of citation exchange between statistics journals. *Journal of The Royal Statistical Society Series A-statistics in Society*, 179(1):1–63.
- Verzelen, N. and Arias-Castro, E. (2015). Community detection in sparse random networks. *Annals of Applied Probability*, 25(6):3465–3510.
- Wang, L. (2011). GEE analysis of clustered binary data with diverging number of covariates. *Ann. Statist.*, 39(1):389–417.
- Whelan, J. T. and Wodon, A. (2020). Prediction and evaluation in college hockey using the bradley-terry-zermelo model. *Mathematics for Application*, 8(2):131–149.
- Wilks, S. S. (1938). The Large-Sample Distribution of the Likelihood Ratio for Testing Composite Hypotheses. *The Annals of Mathematical Statistics*, 9(1):60 – 62.
- Withers, C. (1987). Central limit theorems for dependent variables, ii. *Probability theory and related fields*, 76(1):1–13.
- Yan, T., Leng, C., and Zhu, J. (2016). Asymptotics in directed exponential random graph models with an increasing bi-degree sequence. *The Annals of Statistics*, (44):31–57.



- Yan, T. and Xu, J. (2013). A central limit theorem in the  $\beta$ -model for undirected random graphs with a diverging number of vertices. *Biometrika*, 100:519–524.
- Zermelo, E. (1929). Die berechnung der turnier-ergebnisse als ein maximumproblem der wahrscheinlichkeitsrechnung. *Mathematische Zeitschrift*, 29:436–460.