

Leveraging Large Language Models for Collective Decision-Making

MARIOS PAPACHRISTOU*, Cornell University, USA

LONGQI YANG, Microsoft, USA

CHIN-CHIA HSU, Microsoft, USA

In various work contexts, such as meeting scheduling, collaborating, and project planning, collective decision-making is essential but often challenging due to diverse individual preferences, varying work focuses, and power dynamics among members. To address this, we propose a system leveraging Large Language Models (LLMs) to facilitate group decision-making by managing conversations and balancing preferences among individuals. Our system extracts individual preferences and suggests options that satisfy a significant portion of the members. We apply this system to corporate meeting scheduling. We create synthetic employee profiles and simulate conversations at scale, leveraging LLMs to evaluate the system. Our results indicate efficient coordination with reduced interactions between members and the LLM-based system. The system also effectively refines proposed options over time, ensuring their quality and equity. Finally, we conduct a survey study involving human participants to assess our system’s ability to aggregate preferences and reasoning. Our findings show that the system exhibits strong performance in both dimensions.

CCS Concepts: • **Human-centered computing** → **Collaborative and social computing**; • **Computing methodologies** → **Cooperation and coordination**; **Multi-agent systems**; • **Information systems** → *Social networks*.

Additional Key Words and Phrases: large language models, collective decision-making, meeting scheduling, , work coordination, future of work

1 INTRODUCTION

Collective decision-making is ubiquitous in our daily lives, spanning from small-scale event planning within a group to public discourse on government policies that require citizens’ opinions. During these discussions, participants express their individual preferences and viewpoints in their natural languages, aiming to arrive at a decision that caters to each participant’s needs. However, extracting preferences from these conversations is not straightforward. Furthermore, participants’ preferences or opinions are often diverse. These imply that understanding the participants’ preferences and reaching a collective decision that respects their preferences can be time-consuming and require substantial management.

The recent advancements in Large Language Models (LLMs) present a promising solution to alleviate the challenges associated with collective decision-making. LLMs have proven their efficacy in a variety of tasks that involve discerning intent from the given context and generating corresponding responses in natural languages (see, e.g., [4, 50, 61, 68] and the references therein). In this capacity, LLMs can potentially comprehend individual preferences from people’s expressions. Furthermore, they may even be capable of aggregating these preferences effectively in a group discussion, leading to a mutually agreed decision.

In this paper, we leverage the power of LLMs to create a system that assists collective decision-making within a group, such as selecting a meeting time or deciding a venue for a group event. The system’s main goal is to guide the

*Work done while at Microsoft.

Some of the information in this document relates to pre-released content which may be subsequently modified. Microsoft makes no warranties, express or implied, with respect to the information provided here. This document is provided “as-is”. Information and views expressed in this document, including URL and other Internet Web site references, may change without notice. Some examples depicted herein are provided for illustration only and are fictitious. No real association or connection is intended or should be inferred. This document does not provide you with any legal rights to any intellectual property in any Microsoft product.

© 2023 Microsoft. All rights reserved.

group discussion towards an option that respects the opinions of the members. LLMs play a crucial role in this system by extracting individual preferences from the members, consolidating these preferences, and subsequently proposing options. Importantly, the system also utilizes the LLMs to provide the reasoning behind each suggestion, ensuring transparency and understanding among the group members.

Specifically, our system is designed with four key components: (i) a knowledge graph, which serves as a repository for background information such as metadata and a social graph; (ii) an intent extraction module, tasked with discerning individual preferences from the dialogues between the system and the members; (iii) a coordination module, responsible for generating options that align with the members' preferences; (iv) an evaluation module that assesses how well the proposed options meet the members' preferences. Figure 1 provides a comprehensive overview of our system.

To demonstrate the practical application of our system in facilitating collective decision-making, we particularly examine its performance in the context of meeting scheduling tasks. In such meeting scenarios, the system considers not only the members' schedule preferences but also factors like the purpose of the meeting, the members' responsibilities, and their social connections to propose a meeting time for the group.

Our assessment consists of two parts: an evaluation of the coordination process and an evaluation of reasoning and option suggestions by LLMs.

In our first study, we conducted a large-scale experiment on a synthetic company and various meeting scenarios to measure three facets of coordination processes. These facets are the *efficiency* of communication between the system and employees, the *effectiveness* of proposing options that respect the employees' preferences, and the *quality* of options in terms of fulfilling many preferences of the employees in a balanced manner. In particular, we utilized LLMs to simulate employee behavior of interacting with the system based on synthetic employee profiles (e.g., roles, schedule preferences, responsibilities) and meeting scenarios. This approach of using LLMs to simulate human behavior in performing tasks has been proposed by recent works such as [1], [2], and [51]. While LLMs may not perfectly replicate human behavior in conversations, this approach offers greater control and scalability for experimentation, addressing the challenge of managing numerous meeting scheduling scenarios and discussions with human participants on a scale large enough to ensure statistical confidence.

In the second study, we recruited human participants to evaluate LLM's capacity to aggregate preferences and their reasoning quality. Participants were presented with a simulated meeting scenario, including members' schedule preferences and suggested options, along with justifications generated by the coordination module. The participants were then tasked with evaluating the acceptability of the proposed options and their accompanying reasons. Additionally, they were asked to express their confidence level in utilizing LLMs as a tool for assisting in collective decision-making.

The findings of our large-scale study show a consistent decrease in the number of interactions between the members and the system with each coordination round. The system demonstrates effectiveness in proposing options that increasingly satisfy a greater number of members and fulfill their preferences in a more balanced manner over time. Our survey result indicates that the human participants view the system as having strong capabilities of preference aggregation and reasoning. The participants also expressed their confidence in utilizing LLMs for the coordination of members' preferences during collective decision-making processes.

Beyond meeting scheduling, our proposed system has potential applications in various work scenarios that necessitate a balance between individual preferences, social factors, and even the infusion of creative input. For example, the system could be tailored to moderate group discussions in situations where members have conflicting opinions. Moreover, it could be designed to navigate brainstorming sessions by contributing innovative ideas and fostering new connections among members' thoughts.

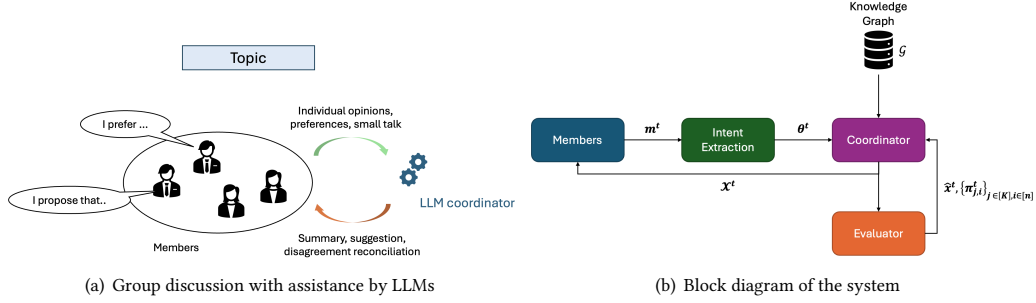


Fig. 1. Collective decision-making leveraging LLMs. (a) A high-level overview of our proposed system: The LLM-based system processes individual preferences, opinions, and small talk and suggests options that satisfy as many members as possible. (b) A block diagram of our LLM-based system as described in Section 3. The members provide messages \mathbf{m}^t to the intent extraction module, which distills the true preferences θ^t from \mathbf{m}^t . The coordination module also has access to a knowledge graph \mathcal{G} . Subsequently, the coordination module (coordinator) is responsible for suggesting the option set $\mathcal{X}^t = \{x_1^t, \dots, x_K^t\}$, and the evaluation module is responsible for assigning a score $\pi_{j,i}^t$ for every member’s preferences θ_i^t and every option x_j^t . The decision candidate is selected as the “best” (see Equation (4)) option out of the option set \mathcal{X}^t and is provided to the coordination module for round $t + 1$.

Unlike many current applications that focus on the experience of a single user interacting with LLMs, our system emphasizes the collective experience of a group of members leveraging the capabilities of LLMs. This innovation opens up many possibilities for employing LLMs in future work environments.

2 BACKGROUND AND RELATED WORK

Our research work contributes to the extensive literature on human-computer interaction, specifically focusing on the future of work and productivity. It also connects to existing studies on preference elicitation, collective decision-making, and using LLMs for social science research. While prior studies have primarily concentrated on understanding human preferences and statically aggregating divergent opinions, our work introduces an interactive system design for coordination processes in work environments.

2.1 Understanding Human Preferences Using Large Language Models

Large language models have been utilized in many studies to comprehend human preferences. These models analyze historical interactions and human feedback to discern preferences for specific topics, products, or services. A notable application of LLMs is their use in tasks such as collaborative filtering to understand human preferences. The research by [40] explores whether LLMs can learn to rank similarly to ranking algorithms in a zero-shot or few-shot manner and shows that LLMs can achieve performance akin to collaborative filtering algorithms with substantially less data. Our work adds value to this field of work as our system extracts group members’ individual preferences from their dialogues with the system and accordingly makes suggestions for the group.

Another significant development is using LLMs to generate consensus statements by reconciling various opinions. The work of [5] fine-tunes LLMs to aggregate members’ opinions and generate consensus statements. The authors train reward models to predict individual preferences, enabling them to quantify and rank consensus statements according to different social choice functions. Our work contributes to this development as it also leverages LLMs to find consensus, balancing the opinions of multiple members.

2.2 Simulating Human Behavior Using Large Language Models

Using LLMs to simulate human behavior in user studies has emerged as an innovative approach, offering both efficiency and versatility. LLMs, using extensive training data and contextual understanding, can effectively emulate the responses and behaviors of a diverse range of humans, covering a broad spectrum of demographics and perspectives. This simulation allows researchers to accelerate data collection, streamline experimentation processes, and explore numerous hypothetical scenarios without the logistical challenges of recruiting and managing actual human participants. Moreover, the adaptive nature of LLMs enables researchers to readily adjust the characteristics of the simulated personas, ensuring a variety of plausible reactions in line with our paper’s objectives.

Particularly, the notion of simulating agents with human-like behavior using LLMs has recently garnered significant interest in the field of social sciences [33]. For instance, LLM-simulated agents have been employed to study social behavior [51], replicate human subject studies [1], perform market research [11], act as economic agents [38], and perform crowdsourcing tasks [63]. Our paper contributes to this line of study by utilizing LLM-simulated members to test and evaluate our system, addressing the challenges and costs associated with conducting user studies involving human participants (see, e.g., [17] which uses a similar approach to conduct qualitative interviews in a large-scale).

2.3 Evaluating the Performance of Large Language Models

As the application of LLMs becomes increasingly widespread across various domains, gaining a comprehensive understanding of their capabilities and limitations has become critical for researchers and developers. Researchers have introduced diverse evaluation frameworks, including the capabilities of LLMs in natural language understanding and generation, human-AI interaction assessments, benchmarking on novel scenarios, and assessing ethical considerations such as fairness and bias.

Particularly, in [46], the authors introduce Holistic Evaluation of Language Models (HELM). HELM follows a three-step process. First, it categorizes various potential use cases and evaluation metrics for LLMs, highlighting gaps like underrepresented dialects and trustworthiness measures. Second, HELM adopts a multi-metric approach, assessing seven metrics across multiple scenarios to ensure a comprehensive understanding of LLM performance. It also carries out seven specific evaluations targeting areas such as reasoning and disinformation. Third, HELM conducts a large-scale evaluation of multiple LLMs on multiple scenarios with standardized conditions.

On the other hand, the paper [44] proposes an evaluation framework known as Human-AI Language-based Interaction Evaluation (HALIE). HALIE emphasizes the interactive process rather than just the final outcome, takes into account the user’s personal experience, and extends its assessment beyond quality to include factors such as enjoyment and ownership. The authors introduce five tasks that span various types of interaction and evaluate them using four different LLMs. The authors conclude that superior performance in non-interactive tasks does not necessarily translate into better human-LLM interaction. In a similar vein to our work, HALIE underscores the importance of incorporating human feedback through qualitative evaluation, in addition to a quantitative assessment of the system, to effectively measure the system’s reasoning capabilities.

Both HELM and HALIE are primarily designed to evaluate the capabilities of LLMs exclusively. In contrast, as our research is focused on creating a work coordination system, our primary emphasis is on establishing metrics for assessing coordination capabilities and devising a comprehensive method to evaluate the coordination process at a large scale. Our evaluation approach includes conducting a large-scale experiment that uses LLMs to simulate discussions, complemented by a smaller-scale study involving human participants.

2.4 Large Language Models for Productivity and Creativity

Large language models can significantly enhance productivity and creativity across various domains. These models, which are capable of comprehending and generating human-like text, can efficiently manage tasks that would typically require substantial time and effort. Specifically, they accelerate information gathering by condensing extensive research, thereby speeding up decision-making processes. The recent advent of highly capable LLMs in the field of artificial intelligence (see e.g., [14, 50, 61, 67]) has opened up new possibilities for creating personal assistants that can boost productivity and creativity in multiple domains, such as scientific writing [26, 30, 60], performing qualitative interviews [17], computer programming [32, 44, 49, 53], art generation [57, 59], etc. Our work leverages LLMs to expedite processes that require mutual coordination between multiple agents, reducing administrative overhead and thereby enhancing productivity.

2.5 AI and Collective Decision-Making

Recent research has explored how artificial intelligence can assist in collaborative decision-making, with roots tracing back to graph mining techniques, see, e.g., [34, 66]. The work of [5] demonstrates that fine-tuning LLMs can generate statements that maximize the expected approval from a diverse group of people with diverse opinions. Our research contributes to the growing area of using machine learning methods for decision-making (cf. [23, 43]).

Moreover, there has been a notable focus on developing communicative agents. These agents are constructed to effectively engage and communicate with other agents or human users using natural language relying on LLMs. The main objective is to enhance interaction and collaboration efficiency, allowing various agents to communicate and negotiate to address more complex tasks autonomously. Various studies have explored different aspects of communicative agents, proposing frameworks like cooperative agent models for role-playing and creating controlled environments with virtual entities capable of emulating human behavior [51]. Additionally, researchers have introduced chat-based software development frameworks [54], curated datasets aligned with human preferences [48], and utilized the multi-agent debate framework to improve results in diverse scenarios such as translation, arithmetic, and text evaluation problems [16, 21, 45, 47]. Our work contributes to this body of work as we study collective decision-making and assess our framework by simulating multiple agents with LLMs.

2.6 Models of Collective Decision-Making

While our work is primarily applied and relies on the use of AI tools, it is related to the computer science theory literature on collaboration and collective decision-making [3, 6, 9, 10, 28, 29, 35, 58].

In terms of aggregating individuals’ preferences and opinions to suggest options, our work also connects to a substantial body of work that is dedicated to the problem of opinion exchange or opinion dynamics among numerous agents. Numerous models have been proposed for analyzing opinion dynamics, including the DeGroot model [20], the Friedkin-Johnsen model [27], bounded confidence models [8, 56], geometric models [36], and models with missing and limited information [24, 25]. All of these models assume some fixed rule for aggregating public and private opinions to reach a consensus. In contrast, in our system, the aggregation of preferences is performed in an open-ended manner through the use of an LLM, which significantly differs from these classical models.

Finally, as our system can be viewed as a distributed consensus problem, our work is also related to the field of distributed decision-making, which has been a highly active research area in the distributed systems literature (see, e.g., [37, 41, 42, 52, 62]).

3 COLLECTIVE DECISION-MAKING WITH LARGE LANGUAGE MODELS

A leader must make a decision about a topic for a group consisting of n members. We index the members with $i \in [n] \triangleq \{1, \dots, n\}$. Each member i has their individual preferences about the topic. To collect the members' preferences, the leader organizes a discussion based on which the leader decides for the group. The discussion proceeds at $t = 0, 1, \dots, T$ where $t = 0$ is the initialization stage. In each round, the members can share their individual preferences or opinions about the topic and candidate options in their natural languages. A system powered by a large language model (LLM) is utilized to coordinate the discussion, gather opinions, and even suggest decision candidates for the group. We elaborate on the system and the discussion process as follows.

3.1 System Design

Modules. The system consists of four components: (1) knowledge graph, (2) intent extraction module, (3) coordination module, and (4) evaluation module. Their functions are described below.

- *Knowledge Graph.* A knowledge graph \mathcal{G} captures background information about the members related to the topic, e.g., their metadata and social networks.
- *Intent Extraction Module.* The intent extraction module extracts the members' individual preferences from their free-text messages with the system and outputs them as a list of compact restatements. We write m_i^t for the conversation between member i and the system at round t , which may include briefings or information from previous rounds. We write θ_i^t to collect individual preferences extracted from the conversation m_i^t . For simplicity, we use vector notation $\mathbf{m}^t = (m_1^t, \dots, m_n^t)$ for the collection of the members' message at round t , and similarly write $\boldsymbol{\theta}^t = (\theta_1^t, \dots, \theta_n^t)$ for their individual preferences.
- *Coordination Module (Coordinator).* At each round t , the coordination module generates a list of options based on the topic, knowledge graph (e.g., the social relations between the members), and the members' preferences extracted from their messages at this round (i.e., $\boldsymbol{\theta}^t$). We denote the set of options at round t as $\mathcal{X}^t = \{x_1^t, \dots, x_K^t\}$, where K represents the number of options that the coordination module produces.
For exposition purposes, we say that *an option x_j^t satisfies member i (θ_i^t)* when at least one of the preferences of member i is fulfilled by the option x_j^t . We describe what information the coordination module presents for each option later.
- *Evaluation Module.* During round t , the evaluation module measures the quality of the options \mathcal{X}^t proposed by the coordination module based on the degree to which the options incorporate members' preferences. For every option $x_j^t \in \mathcal{X}^t$ and each member i , the module generates a non-negative value $\pi_{j,i}^t \geq 0$ that quantifies the degree to which the individual preferences θ_i^t of member i are taken into account: The value is increasing in the number of satisfied preferences. We assign $\pi_{j,i}^t = 0$ exclusively when none of the member i 's preferences in θ_i^t are fulfilled.

Based on the values $\{\pi_{j,i}^t\}_{i \in [n]}$ for each option x_j^t , we first define the *satisfaction ratio* of option x_j^t as the fraction of members for whom this option meets at least one of their individual preferences, which is given by

$$r_j^t = \frac{1}{n} \sum_{i=1}^n \mathbf{1} \left\{ \pi_{j,i}^t > 0 \right\}. \quad (1)$$

We also define the *satisfaction score* of the option as the average of all the members' values for the option, which measures the aggregate level to which option x_j^t meets the members' preferences, as calculated by

$$s_j^t = \frac{1}{n} \sum_{i=1}^n \pi_{j,i}^t. \quad (2)$$

To investigate whether the members' preferences are equally considered for each option x_j^t , we define the *equity score* of option x_j^t , which is given by

$$g_j^t = \begin{cases} 1, & r_j^t = 0 \\ \frac{\sum_{i_1 \in [n], i_2 \in [n]} |\pi_{j,i_1}^t - \pi_{j,i_2}^t|}{2n^2 \sum_{i \in [n]} \pi_{j,i}^t}, & r_j^t > 0 \end{cases}. \quad (3)$$

The equity score is set as 1 if option x_j^t does not meet any member's preference, i.e., $r_j^t = 0$. Otherwise, the equity score is the Gini coefficient of the values $\{\pi_{j,i}^t\}_{i \in [n]}$ [31]. The equity score ranges between 0 and 1.

Coordination Process. The discussion aims to find an option for the group decision that maximally meets the members' preferences through many rounds of interactions between the members and the system. Toward this goal, we define *decision candidate* for each round t as the option from the set of option \mathcal{X}^t that satisfies most of the members; we denote it as $\hat{x}^t \in \mathcal{X}^t$. For the coordination process to work, we assume that there is always at least one option that satisfies at least two members.

We describe how the decision candidates from previous rounds are incorporated into the latest round in the algorithm as below. At $t = 0$, we initialize $\mathcal{X}^0 = \emptyset$ and $\hat{x}^0 = \emptyset$. Figure 1(b) illustrates the coordination algorithm for round $t \in \{1, 2, \dots, T\}$, as detailed in the following steps:

- (1) The system presents the set of options based on round $t - 1$, i.e., \mathcal{X}^{t-1} , to each member. Observing \mathcal{X}^{t-1} , each member i has their conversation m_i^t with the system.
- (2) The intent extraction module receives the conversation m^t and outputs the extracted preferences θ^t to the coordinator module.
- (3) Based on the extracted preferences θ^t (and the topic and knowledge graph \mathcal{G}), the coordinator produces a set of K options \mathcal{X}^t as follows:
 - For $t = 1$, as there is no candidate decision from the previous round, i.e., $\hat{x}^0 = \emptyset$, the coordinator module suggests K options, each of which should satisfy at least 2 members.
 - For $t > 1$, there is a decision candidate from round $t - 1$ as constructed in step (4) (i.e., $\hat{x}^{t-1} \neq \emptyset$), the coordinator module presents \hat{x}^{t-1} and proposes another $K - 1$ options that should satisfy at least as many members as the candidate decision \hat{x}^{t-1} does.

Each option $x_j^t \in \mathcal{X}^t$ contains three fields for informational purposes: (i) suggestion for the group decision, (ii) the subset of the members this option satisfies (i.e., any i such that $\pi_{j,i}^t > 0$), and (iii) a list of reasons for this suggestion.

- (4) The evaluation module generates $\pi_{j,i}^t$ for each option $x_j^t \in \mathcal{X}^t$ and member i based on the extracted preferences θ^t , and accordingly computes satisfaction ratio r_j^t and satisfaction score s_j^t for each option. The decision candidate \hat{x}^t of round t is then determined by

$$\hat{x}^t = \operatorname{argmax}_{x_j^t \in \mathcal{X}_\star^t} s_j^t \quad \text{where} \quad \mathcal{X}_\star^t = \operatorname{argmax}_{x_j^t \in \mathcal{X}^t} r_j^t. \quad (4)$$

Module	Inputs	Outputs	Prompt Reference
Intent Extraction	$\mathbf{m}^t, \mathcal{X}^{t-1}$	$\boldsymbol{\theta}^t$	Appendix B.1
Coordination	$\boldsymbol{\theta}^t, \hat{\mathbf{x}}^{t-1}, K, \mathcal{G}$	\mathcal{X}^t	Appendix B.2
Evaluation	$\boldsymbol{\theta}^t, \mathcal{X}^t$	$\{\pi_{j,i}^t\}_{j \in [K], i \in [n]}, \hat{\mathbf{x}}^t$	Appendix B.3

Table 1. A summary of inputs, outputs, and prompt references for each system module that is applied in the case of group meeting scheduling.

Namely, the system first identifies the set of options that satisfy the greatest number of members and then selects an option with the largest satisfaction score. The rationale behind the definition of the decision candidate is the following: In constructing \mathcal{X}_\star^t , we identify the option that satisfies as many members as possible, i.e., we minimize the number of the members whose preferences are not fulfilled at all by the option. Then, in case there are ties between the potential decision candidates in \mathcal{X}_\star^t , we keep the option that fulfills the largest number of the preferences of these members, i.e., the largest satisfaction score.¹ Note that the decision candidate is replaced with a new option if the new option yields a higher satisfaction ratio or satisfaction score.

For the remainder of the paper, we use $\hat{r}^t, \hat{s}^t, \hat{g}^t$ to denote the satisfaction ratio, satisfaction score, and equity score of decision candidate $\hat{\mathbf{x}}^t$, respectively.

3.2 Case Study: Group Meeting Scheduling

We particularly study how our system performs in coordinating diverse interests, balancing trade-offs, and assisting in reaching a consensus in the context of meeting scheduling. Due to its inherent complexity and ubiquity in various social and organizational settings, meeting scheduling is a well-understood scenario for studying a collective decision-making process. (see, e.g., [7, 13, 18, 19, 22]).

We show an example scenario of meeting scheduling in Figure 2, where an organizer² wants to schedule a meeting for $n = 3$ members. The meeting organizer sends out a meeting invite via the system (Figure 2(a)) that describes the meeting’s purpose. Next, each member converses with the intent extraction modules during which their preferences are solicited (see Figures 2(b) to 2(d)). The collected preferences are then sent to the coordination module for processing.

After processing the preferences, the coordination module proposes $K = 2$ options as shown in Figure 2(e) and presents them to the members. The first option is a meeting in the morning that meets all of the revealed preferences of Member 1 and Member 2. The second option is an afternoon meeting, which satisfies all of Member 2’s preferences and more than half of Member 3’s preferences.

The intent extraction modules start another round of conversations with the members and ask them for their opinions on the two presented options. In Figure 2(f), Member 1 responds that the first option works better for her. Then, the module suggests refining the option by proposing a specific time for the meeting (i.e., refining “in the morning” to be around 9 or 10 a.m.). The system receives the members’ opinions and updates their suggestions.

To implement our system for meeting scheduling leveraging LLMs, we designed a set of four prompts for the modules using gpt-3.5-turbo. The details of the prompts can be found in Appendix B, as summarized in Table 1. In particular,

¹If multiple options still have the same maximum satisfaction score, the ties are broken arbitrarily, and one decision candidate is selected.

²In the context of meeting scheduling, we use the term “organizer” to refer to the group leader and use the “meeting scenarios” for the group discussions.

Leveraging Large Language Models for Collective Decision-Making

Organizer

Hi everyone,

I hope this message finds you well. I wanted to reach out to you today to discuss some important matters regarding our customer success efforts. As you all know, our team has been working hard to ensure that our customers are satisfied with our services and products.

I would like to invite you to a meeting on **February 24, 2023**, which will last for **30 minutes**. I would appreciate it if you could let me know what time works best for you. Additionally, I would like to know if there are any specific topics or concerns that you would like to discuss during the meeting.

Looking forward to hearing back from you soon.

Best regards,
Organizer

(a) Meeting Invite

Assistant

Hello Member 1, the Organizer has invited you to a meeting on February 24, 2023 to discuss customer success. He would like to know your availability and if you have any preferences regarding the meeting. What are your preferences?

Member 1

Good morning. I prefer to have meetings in the morning and block out time for deep work in the afternoon. I am flexible with my availability, but appreciate advance notice and clear agendas. I use a shared calendar to keep track of my appointments and tasks.

Preference Declaration

Assistant

Thank you for letting me know your preferences, Member 1. Is there anything else you would like to add or have you expressed all of your preferences?

Member 1

No, that's all.

Assistant

Great, thank you for your input. Have a good day!

(b) Preference elicitation for Member 1

Assistant

Hi Member 2, the Organizer has invited you to a meeting on February 24, 2023 to discuss customer success. He would like to know your availability and if you have any preferences regarding the meeting. What are your preferences?

Member 2

I prefer to have meetings in the afternoon and evening, and use the morning and early afternoon for prospecting and following up with leads and customers. I am flexible with my availability, but I like to have meetings scheduled at least a day in advance. I also use a CRM tool to manage my sales pipeline and activities.

Preference Declaration

Assistant

Thank you for sharing your preferences. Do you have any other preferences regarding the meeting on February 24, 2023?

Member 2

No, I don't have any other preferences.

Assistant

Great, thank you for letting me know. Have a good day!

(c) Preference elicitation for Member 2

Assistant

Hello Member 3, the Organizer has invited you to a meeting on February 24, 2023 to discuss customer success. He has asked me to inquire about your availability and preferences for the meeting. Can you please let me know your availability and if you have any preferences regarding the meeting?

Member 3

Sure, I'm available on February 24, 2023. I prefer to have meetings in the morning and use the rest of the day for coding and debugging. I'm flexible with my availability, but prefer to have meetings scheduled at least a few hours in advance. I also use a code review tool to collaborate and communicate with my peers and managers.

Preference Declaration

Assistant

Thank you! ...

Small Talk

(d) Preference elicitation for Member 3

Best Option

OPTION 1: February 24, 2023 in the morning

- USERS: Member 1, Member 3
- REASONS: Member 1 prefers to have meetings in the morning. Member 3 prefers to have meetings in the morning and is available on February 24, 2023
- SCORE: Member 1: 3/3, Member 3: 3/3

OPTION 2: February 24, 2023 in the afternoon

- USERS: Member 2, Member 3
- REASONS: Member 2 prefers to have meetings in the afternoon and evening. Member 3 is available on February 24, 2023 and uses the rest of the day for coding and debugging
- SCORE: Member 2: 3/3, Member 3: 2/3 (he prefers morning over afternoon)

(e) Options proposed by the coordination module

Assistant

Hi Member 1, The Organizer has invited you to a meeting on February 24, 2023 to discuss customer success and answer any questions you may have. The meeting will last for 30 minutes. There are two suggested options for the meeting time:

Option 1: February 24, 2023 in the morning, which works for you and Member 3.

Option 2: February 24, 2023 in the afternoon, which works for Members 2 and 3.

Do either of these options work for you?

Option Presentation

Member 1

Hi,

Thank you for letting me know about the meeting. I appreciate the advance notice. Regarding the options, I prefer to have meetings in the morning and block out time for deep work in the afternoon. So, option 1 would work better for me.

Agreement

However, could you please let me know the specific time in the morning? I use a shared calendar to keep track of my appointments and tasks, so I need to make sure it doesn't conflict with any other commitments. Thank you.

Assistant

Thank you for letting me know, Member 1. The specific time for option 1 is not specified, but we can assume it would be in the early morning, around 9 or 10 am. Would that work for you?

Assistant

Yes, that works for me. Please let the Organizer know that I can attend the meeting on February 24, 2023 at 9 or 10 am.

Option Refinement

(f) Next round of preference elicitation and suggestion refinement for Member 1

Fig. 2. An example run of a coordination process for a meeting scenario.

the evaluation module was designed to assign a value to any given member i and option x_j^t in the following manner:

$$\pi_{j,i}^t = \begin{cases} 0, & \text{if option } j \text{ satisfies none of the preferences in } \theta_i^t; \\ 1, & \text{if option } j \text{ satisfies at most half of the preferences in } \theta_i^t; \\ 2, & \text{if option } j \text{ satisfies at least half but not all of the preferences in } \theta_i^t; \\ 3, & \text{if option } j \text{ satisfies all of the preferences in } \theta_i^t. \end{cases} \quad (5)$$

The satisfaction score s_j^t , which is derived base on $\{\pi_{j,i}^t\}_{i \in [n]}$, therefore lies between 0 and 3.

We assess the performance of leveraging LLMs to coordinate meeting scheduling. We study various aspects during coordination dynamics, including the efficiency of eliciting preferences, the effectiveness of identifying mutually agreed-upon options, the satisfaction of members’ preferences, and the quality of reasoning and preference aggregation by LLMs. Specifically, we aim to answer the following research questions (RQs):

- (RQ1) *Efficiency*: How does the length of interactions between members and the system evolve as the number of rounds progresses? Does it diminish over time?
- (RQ2) *Effectiveness*: How many members do the options proposed by the system satisfy? Is this number increasing progressively?
- (RQ3) *Quality*: To what extent can the system fulfill the members’ preferences? Are more and more preferences gradually fulfilled? Are the preferences fulfilled in a balanced manner?
- (RQ4) *Human-like Reasoning Ability and Preference Aggregation*: How acceptable are the reasons and the options that the system proposes?

We want to highlight the difference between the effectiveness and quality of the system. First, effectiveness refers to the system’s ability to involve a large fraction of members in the proposal of options, thereby minimizing the number of members whose preferences are overlooked. On the other hand, quality implies that from a set of options designed to minimize member dissatisfaction, we select the one that aligns with the greatest number of the members’ preferences in a balanced manner.

A natural way to evaluate the system and answer (RQ1)-(RQ4) is by recruiting human participants and conducting a study in which the human participants use the system for meeting scheduling. However, this approach presents certain challenges in terms of implementation and scalability. Precisely, to ensure the significance of the study’s results, it is necessary to conduct numerous meeting scheduling scenarios. Since each scenario involves several rounds of conversations between human participants and the system, such a study requires many human participants and time to complete. To address these challenges, we alternatively conduct the evaluation study under synthetic settings of meeting scheduling and use LLMs to simulate members’ conversation behavior. This approach enables more controlled and scalable experimentation while preserving a realistic level of human-like interaction.

In Section 4, we describe our experiments for system evaluation to answer (RQ1)-(RQ3). Specifically, we outline the simulations, the metrics, and the results. Subsequently, in Section 5, we lay out the specifics of the study we conducted with human participants and present the study results to answer (RQ4).

4 EVALUATION ON THE COORDINATION PROCESS

4.1 Synthetic Data

We created a synthetic medical start-up company with 34 employees. Each employee was assigned five fields of information: (1) employee name, (2) a role (e.g., CEO, Software Engineer, Sales Manager, etc.), (3) their manager, (4) a seniority level ranging from 1 to 5, (5) responsibilities (e.g., “Assisting the sales team in various tasks and projects”), and (6) schedule preferences (e.g., prefer to have meetings in the afternoon, to have time to drop the kids at school in the morning, etc.). Table 3 shows some example employee data in the aforementioned structure.

We synthesized data of meetings that includes: (1) an organizer, (2) members of the meetings, (3) the meeting subject, (4) date, and (5) duration. Example meeting data can be found in Table 4.

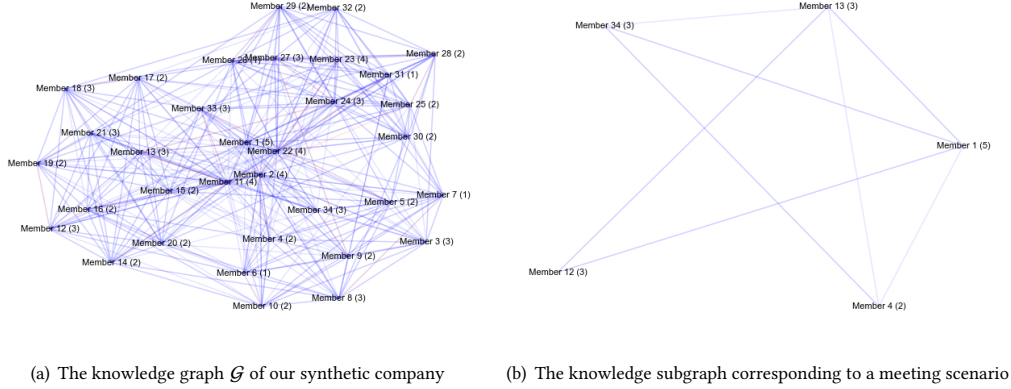


Fig. 3. The seniority level of an employee is noted near their name in parentheses (higher is more senior). The collaborator relations are drawn in blue color, and the managerial relations are drawn in red color. Example synthetic user metadata is given in Table 4.

We constructed a social graph to represent the relationships between teammates and the collaboration among employees based on the organizational structure and the number of meetings shared between any two employees. Specifically, teammates are a set of employees who report to the same manager. For each employee, we counted how often they met with every other employee. We selected the first half of the other employees who shared at least one meeting with this employee as their collaborators. Table 5 and Figure 3(b) show the social subgraph among the members³ invited to a given meeting.

Finally, the knowledge graph \mathcal{G} for this synthetic company encompasses all the metadata about employees that is accessible to the system. Precisely, the knowledge graph includes the social graph and the profile data of all employees except for their schedule preferences (which are their private information and should be elicited by the system).

We detail our experiment setup, evaluation metrics, and results below.

4.2 Experiment Setup

We evaluated the performance of our system in two settings: (i) a baseline study and (ii) a comprehensive study.

In the baseline study, the system was required to propose meeting options based solely on the employees' schedule preferences without considering the knowledge graph \mathcal{G} . Namely, the system focused on finding a meeting time that balances individual schedule preferences elicited from meeting members.

On the other hand, in the comprehensive study, the coordination module considered not only schedule preferences but also the information embedded in the knowledge graph \mathcal{G} (i.e., the social subgraph induced on the meeting members as exemplified in Figure 3(b), and their roles and responsibilities); the system also accounted for attendance constraints (if any) posed by the meeting organizer.

In all simulated meeting scenarios, the coordination processes were carried out over a total of $T = 4$ rounds. We describe the settings for both studies:

- **Baseline Study.** We first studied the effect of meeting size on the coordination processes. We set $K = 2$, i.e., the coordinator could propose two options at each round. We considered meetings of three distinct sizes, specifically

³The word "members" corresponds to the meeting attendees.

for $n \in \{3, 4, 5\}$. For each meeting size n , we selected 20 meeting scenarios at random from the calendar data that matched the specified size.

Secondly, we examined the effect of the number of options K . We considered the meetings with size $n = 5$ and considered two cases $K \in \{3, 4\}$. For each number K , we randomly selected 20 meeting scenarios with 5 employees for the experimentation.

- *Comprehensive Study.* We examined the effect of incorporating the knowledge graph in the system’s suggestions. We tested the system on 20 meeting scenarios with $n = 5$ and $K = 2$. First, we focused on $n = 5$ members since we observed that in smaller meetings, the structure of the social subgraph was not complex enough to effectively showcase the impacts of the social graph on the systems’s reasoning. Furthermore, based on the findings of the baseline study (cf. Section 6), the system’s performance metrics deteriorated with larger values of K , and, therefore, we opted for $K = 2$.

In total, we ran 120 meeting scenarios. We note that throughout the two studies, we chose $n > K$, i.e., the meeting size was always greater than the number of proposed options. This is because when the options presented at each round are more than the meeting members, it is difficult to amass a majority on one of the options and, therefore, to reach a consensus. Moreover, the coordination process is designed with the goal of collecting the members’ feedback and gradually increasing the fraction of the members that the decision candidate can satisfy (i.e., satisfaction ratio \hat{r}^t). Therefore, the decision candidate is refined via several rounds of proposing new options, and proposing many options at each round is not needed.

4.3 Evaluation Metrics

We derived the following metrics for each round of coordination processes to gauge the performance of our system:

- *Average number of interactions of a member with the system.* This measures the average number of turns in the conversation between a member and the intent extraction module. This metric is used to assess the efficiency of our system (cf. RQ1). In an efficient system, we expect the average number of interactions to decrease in the number of rounds.
- *Satisfaction ratio of the decision candidate (\hat{r}^t).* This metric measures the fraction of the meeting members the decision candidate satisfies. In an effective system (cf. RQ2), this ratio is expected to increase in the number of rounds, i.e., the decision candidate satisfies more members, and the system is improving its suggestions.
- *Satisfaction score of the decision candidate (\hat{s}^t).* This metric quantifies the average level that the decision candidate meets a member’s preferences. An increasing trend of this metric suggests the high quality of suggested options (cf. RQ3) since the system can identify options that meet many of the members’ preferences.
- *Equity score of the decision candidate (\hat{g}^t).* The equity score reflects the extent to which the system balances members’ preferences. We expect that in a system of good quality (cf. RQ3), the equity score of the decision candidate should decrease at every round. This means that the scores assigned to each member by the evaluation module have gradually smaller statistical dispersion as the coordination progresses, i.e., the members’ preferences are accommodated in a more balanced way.

5 EVALUATION ON REASONING AND OPTION SUGGESTION

All the detailed information of this study can be found in Appendix D.

5.1 Participants

We sent out invitations for our study to the employees in our organization via internal campaigns and mailing lists. For the employees who signed up for our study, we randomly assigned them to three groups (A, B, C) and sent each of them via email the online survey corresponding to their group. We collected a total of 45 effective responses: Group A, 14 responses; Group B, 13 responses; Group C, 18 responses.

The participants held various roles (e.g., software engineer, product manager, etc.), had diverse working experience (from less than 1 year up to more than 10 years), attended meetings of different sizes (from an average of 3-5 members per meeting to 10 or more) with various frequencies of meetings throughout a typical week (from an average of 3 meetings per day to 10 or more).

The study was approved by the ethics committee within our organization (cf. Section 9), and we compensated the participants who completed our study for 15 US dollars.

5.2 Procedure and Tasks

We initially divided the employees who had expressed their interests into three distinct groups (A, B, C). For each group, we distributed a survey that began with eligibility questions followed by a consent form for their participation in our study. Upon receiving informed consent from the eligible participants, they proceeded to complete the main questionnaires, which were estimated to take between 25 and 35 minutes. The content of the questionnaires was tailored according to the specific group to which the participants were assigned, as described below.

All the questionnaires were designed based on a single synthetic meeting scenario involving $n = 3$ members from our database, along with $K = 2$ proposed options generated after the first round of the coordination process. At the outset of the questionnaires, the participants were presented with the meeting invite, the two proposed options the members each option satisfies, and the corresponding reasons. Participants were then tasked with assessing the results in this meeting scenario in three parts, from the perspective of one of the meeting members: Group A evaluated them as the first member, Group B as the second, and Group C as the third.

- (1) In the first part of the survey, the participants were provided with only the preferences of *the member corresponding to their group*, and then they were asked to evaluate the options proposed by the system from the perspective of their corresponding member.
- (2) In the second part, the participants were instead given with *all the members' preferences* and were required to answer the same set of evaluation questions from the perspective of their corresponding member.
- (3) In the third part, the participants were asked to share their impression of the coordination system. Specifically, the participants were asked to choose how many options the system should propose for meetings of size $n = 3$ and $n = 5$ from their own perspective and provide the level of their confidence in using such a system for meeting scheduling purposes.

5.3 Measures and Analysis

In the survey questions, we used a 5-point Likert scale ranging from 1 to 5, with 1 representing the poorest performance and 5 representing the best rating. We also used free-text questions and asked the participants for their open-ended feedback on their evaluation.

For each question that elicits numerical ratings, we computed the average of the participants' responses in two ways: We calculated the average over all of the participants and the average for each group. For each of the averages,

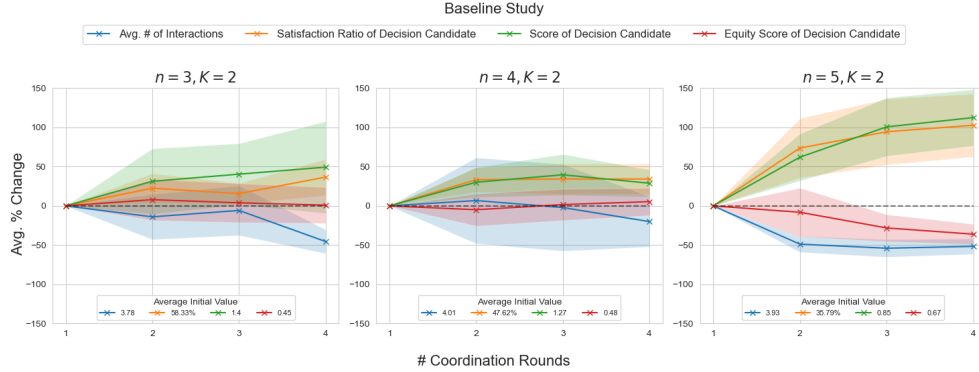


Fig. 4. We plot the average of the percentage change in the metrics with the number of rounds for the settings $T = 4, K = 5$ and $n \in \{3, 4, 5\}$. For each setting, 20 different meeting scenarios were used. Given the metrics of a meeting scenario, the percentage change for each round is computed with respect to $t = 1$. The plots show the average of the percentage changes over the 20 scenarios. The legends in the top-left corner of each sub-figure correspond to the average initial value and the average final value of each metric, respectively.

we calculated a 95% confidence interval (two-sided) in our system using the Student-t distribution with 44 degrees of freedom for all participants, 13 degrees of freedom for Group A, 12 degrees of freedom for Group B, and 17 degrees of freedom for Group C.

Finally, we aggregated the preferred number of meeting options with $n = 3$ and $n = 5$ members using a frequency bar plot (cf. Figure 7).

6 RESULTS

In this section, we present the results of our study in Section 4 and Section 5. Figures 4 to 6 summarize the evaluation metrics in the experiment of Section 4, which are plotted in the following manner: Given a meeting scenario, for each metric we calculated its percentage change at round t with respect to its value at round $t = 1$. Then we plotted the average of the percentage change in the metrics for each round, together with their 95% confidence intervals in our system⁴. The plots showing the metrics values for all scenarios are relegated to Appendix C.

6.1 Effect of the meeting size n

Figure 4 shows the results when meeting size n varies. We observed three trends across the three settings examined: (i) the average number of iterations is decreasing, (ii) the satisfaction ratio is increasing, (iii) the satisfaction score is increasing.

In particular, the system performed significantly better in the setting with $n = 5$ members than the ones with $n = 3$ and $n = 4$ in these three dimensions. For $n = 5$ members, the average number of interactions was largely reduced by $\approx 50\%$ ⁵, compared to $\approx 25\%$ ($n = 3$) and $\approx 45\%$ ($n = 4$). Secondly, the satisfaction score of the decision candidate for $n = 5$ was eventually increased by $\approx 120\%$, while it was increased by $\approx 45\%$ ($n = 3$) and $\approx 40\%$ ($n = 4$) respectively. Similarly, the satisfaction ratio of the decision candidate was increased by $\approx 110\%$ for $n = 5$, while both $n = 3$ and $n = 4$

⁴We use the Student-t distribution with 19 degrees of freedom and a two-sided confidence interval.

⁵We use “ \approx ” to for “approximately”.

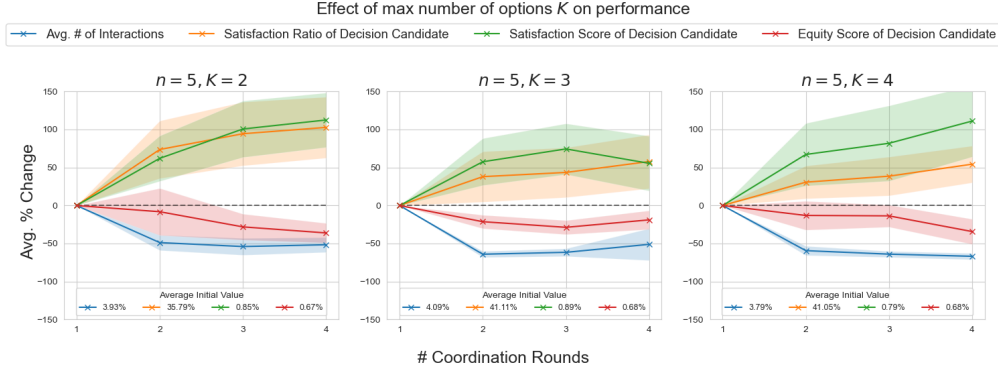


Fig. 5. The average of the percentage change in each metric with the number of rounds for $T = 4$, $n = 5$ and $K \in \{2, 3, 4\}$. For each setting, 20 different meeting scenarios were tested.

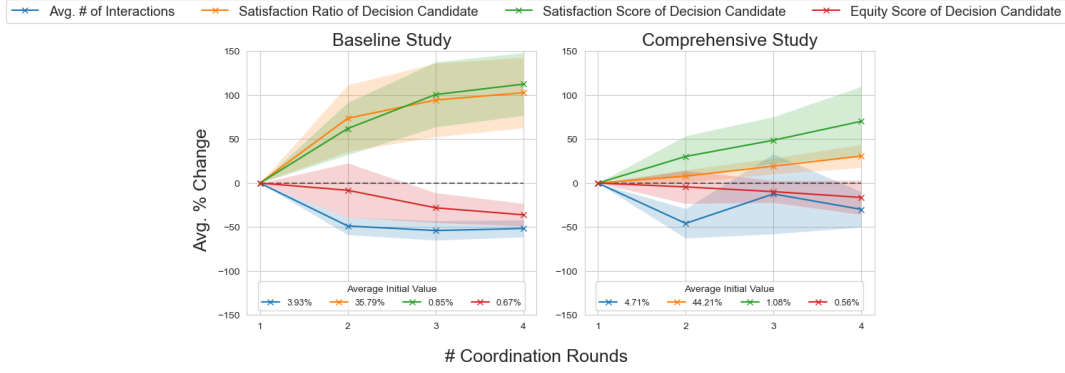


Fig. 6. The average of the percentage change in each metric with the number of rounds for $T = 4$, $n = 5$, $K = 2$ and whether the knowledge graph \mathcal{G} is considered or not. For each setting, 20 different meeting scenarios were tested.

experienced an increase of $\approx 40\%$. Finally, the equity score of the decision candidate decreased for $n = 5$, but it exhibited subtle fluctuations for $n = 3$ and $n = 4$.

6.2 Effect of the number of options K

Figure 5 shows the results of the experiment for the settings when the number of options K varies. We found that when the number of options was increased from $K = 2$ to $K = 4$, there was a decrease in the final percentage change of the satisfaction ratio. Specifically, for $K = 2$ options, the system achieved an $\approx 100\%$ increase in the satisfaction ratio at the final round, whereas adopting $K = 3$ and $K = 4$ options yielded an increase of $\approx 50\%$. We also found that the increase in satisfaction score was $\approx 100\%$ for $K = 2$, compared to $\approx 50\%$ ($K = 3$) and $\approx 100\%$ ($K = 4$). The equity score experienced a smaller percentage decrease as K was increased. These observations indicated that the system's performance was negatively impacted as the number of options K was increased.

Table 2. Aggregate results of our survey study on reasoning and option suggestion. The average rating is reported with a 95% confidence interval. The detailed scenario and questions are in Appendix D.

Question	Average Rating
All groups (45 responses)	
To what degree do you believe that the system takes your preferences into account when presenting options?	3.51 \pm 0.35
Do you find the reasons behind the options acceptable based on your preferences?	3.32 \pm 0.37
After seeing all members' individual preferences, to what degree do you believe that our system takes your preferences into account when presenting options?	3.54 \pm 0.35
After seeing all members' individual preferences, do you find the reasons behind the options acceptable?	3.46 \pm 0.36
How well do you agree the options presented reflect the preferences of the members?	3.07 \pm 0.32
How confident are you in using our system to coordinate members' preferences in meeting scheduling?	3.49 \pm 0.33
Group A (14 responses)	
To what degree do you believe that the system takes your preferences into account when presenting options?	3.64 \pm 0.59
Do you find the reasons behind the options acceptable based on your preferences?	3.36 \pm 0.59
After seeing all members' individual preferences, to what degree do you believe that our system takes your preferences into account when presenting options?	3.91 \pm 0.60
After seeing all members' individual preferences, do you find the reasons behind the options acceptable?	4.09 \pm 0.53
How well do you agree the options presented reflect the preferences of the members?	3.36 \pm 0.66
How confident are you in using our system to coordinate members' preferences in meeting scheduling?	4.09 \pm 0.53
Group B (13 responses)	
To what degree do you believe that the system takes your preferences into account when presenting options?	3.17 \pm 0.73
Do you find the reasons behind the options acceptable based on your preferences?	3.08 \pm 0.80
After seeing all members' individual preferences, to what degree do you believe that our system takes your preferences into account when presenting options?	3.67 \pm 0.70
After seeing all members' individual preferences, do you find the reasons behind the options acceptable?	3.50 \pm 0.76
How well do you agree the options presented reflect the preferences of the members?	3.08 \pm 0.61
How confident are you in using our system to coordinate members' preferences in meeting scheduling?	3.33 \pm 0.75
Group C (18 responses)	
To what degree do you believe that the system takes your preferences into account when presenting options?	3.67 \pm 0.60
Do you find the reasons behind the options acceptable based on your preferences?	3.44 \pm 0.65
After seeing all members' individual preferences, to what degree do you believe that our system takes your preferences into account when presenting options?	3.22 \pm 0.59
After seeing all members' individual preferences, do you find the reasons behind the options acceptable?	3.06 \pm 0.59
How well do you agree the options presented reflect the preferences of the members?	2.89 \pm 0.55
How confident are you in using our system to coordinate members' preferences in meeting scheduling?	3.22 \pm 0.51

6.3 Effect of incorporating knowledge graph

Figure 6 compares the metrics between the baseline and comprehensive study for $T = 4$, $n = 5$ and $K = 2$. When the knowledge graph and attendance constraints were incorporated (comprehensive study), the average number of interactions was still decreasing, and both of the satisfaction ratio and the score of the decision candidate were increasing. However, compared to the baseline study, the evaluation metrics deteriorated, and the system's performance was worse in each dimension.

Precisely, the decrease in the average number of interactions was reduced from $\approx 50\%$ to an $\approx 25\%$. The final percentage increase in the satisfaction ratio of the decision candidate dropped from $\approx 110\%$ to less than $\approx 50\%$. Moreover, the final percentage increase in the satisfaction score decreased from $\approx 120\%$ to $\approx 75\%$. Moreover,

This pattern is as expected since introducing multiple additional constraints embedded in the complexity of the knowledge graph creates more challenges in balancing the members' preferences. For example, suppose that one of the members must attend a meeting. Any options must accommodate this requirement, which may, in turn, yield options that are not satisfactory or require compromises (i.e., still feasible but with fewer preferences satisfied) for the other members.

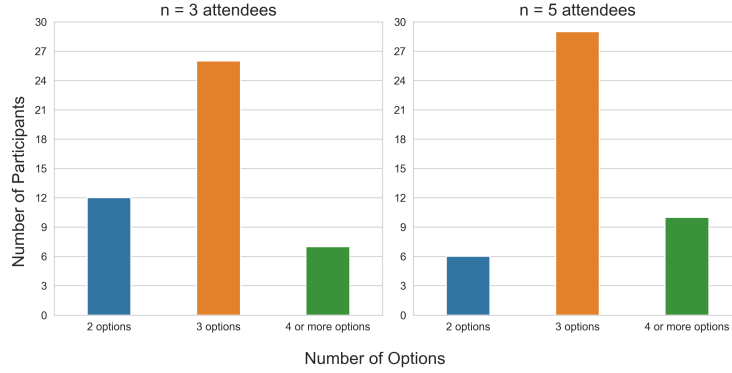


Fig. 7. The participants' preferred number of options for meetings with $n = 3$ and $n = 5$ members.

6.4 Evaluation on Reasoning and Option Suggestion

Table 2 presents the average rating, along with a 95% confidence interval, that we received from human participants in response to a variety of questions for a specific meeting scenario (refer to Appendix D). The ratings are provided in aggregate (i.e., all groups combined) and also broken down by participant group (A, B, C).

- *Perceived system performance in reasoning.* Overall, the participants evaluated the system's performance as above average (i.e., which corresponds to a Likert scale value ≥ 3), indicating that the participants liked the system. Most of the participants expressed satisfaction with our system, appreciating its ability to provide acceptable reasons. However, they also pointed out that some options might be more suitable for a larger number of members than those suggested by the system. Additionally, they noted that a few preferences may carry more weight than others. We also observed that the participants had different interpretations of the same schedule preferences and reasons for the proposed options, leading to disagreements on whether a particular option satisfied a member's needs.
- *Confidence in using our system.* The participants rated their confidence in using our system for meeting scheduling as above average, ranging from an average rating of 3.22 (for Group C) up to a rating of 4.09 (for Group A).
- *Preferred number of suggested options.* When asked about the number of suitable options for meetings with $n = 3$ and $n = 5$ members, the participants indicated that $K = 3$ options would be optimal in both scenarios, as shown in Figure 7. This opinion was expressed despite the survey presenting only $K = 2$ options, which our synthetic simulations suggested as the best choice since increasing the number of options diminishes the system's performance (cf. Figure 5). We believe that this is understandable because humans may want more available options to choose from, but they might not be aware that an increase in options could potentially complicate the process of reaching a consensus.
- *Additional feedback from human participants.* As future extensions of the system, the participants offered several suggestions on how to improve our system (overall and specific to meeting scheduling), such as the incorporation of negative reasons (i.e., potential blocks and conflicts and their severity), handling information leakage (i.e., avoiding exposing sensitive preferences to the other members), the priorities of preferences, learning from the members' previous behavior. In particular for meeting scheduling, the participants mentioned the incorporation of timezones, availability, working style, and work plan (i.e., remote, in-person, hybrid).

7 DISCUSSION

7.1 Interpreting the Results

Our evaluation results demonstrated that our system excels across a wide array of metrics. Specifically, the system has shown positive performance in addressing all the posed research questions.

First, in terms of efficiency (RQ1), we observed that the average number of interactions showed a substantial reduction of approximately 50% in most settings (cf. Figures 4 to 6). This reduction signified the efficiency of our system, highlighting a decrease in the number of interactions between the members and the intent extraction module. This resulted from our system’s ability to consolidate preferences and suggested options: The members found the proposed options to be satisfactory and did not need to refine the options, leading to a reduced number of interactions in later rounds.

Second, in terms of effectiveness (RQ2), most of the experiments showed consistent progression in the satisfaction ratio of the decision candidate (cf. Figures 4 to 6). This outcome demonstrated that the coordination module was successful in its task of progressively refining its proposed options to satisfy more members. The effectiveness of the system was also exemplified in scenarios where a meeting involved many members and finding a mutually agreeable meeting time was challenging (cf. $n = 5$ in Figure 5). We noted that adopting a smaller number of options K achieved higher satisfaction ratios, as evidenced in Figure 5. Lastly, when attendance constraints and the knowledge graph were integrated (cf. Figure 6), the system continued to improve the satisfaction ratio, albeit at a significantly reduced magnitude. This suggested that despite the added heterogeneities and complexity, the system was still able to accommodate members’ preferences, though its performance was less effective.

Third, for the quality of proposed options (RQ3), our findings showed that the satisfaction scores of the decision candidate were improved across the settings. In particular, we observed that as the number of members increased (cf. Figure 4), there was a large improvement in the percentage change in the satisfaction score. On the other hand, when the number of options was varied from $K = 2$ to $K = 3$ or 4, the satisfaction scores were reduced (cf. Figure 5). It was inconclusive whether the options that were successively proposed by the coordination had lower equity scores.

Below, we explain the subtle effect of the number of options K on the system’s performance in terms of satisfaction ratio and score. In Figure 5, it was observed that an increase in the value of K corresponded to a higher initial satisfaction ratio and score (at $t = 1$). This is because when there are more options to propose, it becomes easier to suggest an option that aligns with the preferences of a larger number of members. Nonetheless, a larger K impedes the system process of refining the proposed options at later rounds. After the initial round, the members may explicitly express their preferences over the options proposed at the previous rounds, especially when several options simultaneously satisfy their needs.⁶ When there are more options (i.e., a larger K), it is more likely that the members favor different options. This, in turn, can pose a challenge for the coordination module as it attempts to refine the options (i.e., propose new options to improve the ratio and score) while accommodating these varied preferences. Consequently, the potential improvement in the satisfaction ratio and score may be diminished.⁷

⁶In our example, Member 1 specifically favored option 1 as shown in Figure 2(f).

⁷We offer an example to illustrate this degradation in the system’s performance when K is larger. Consider a meeting with $n = 3$ members (1,2,3) and $K = 3$. Three options (say, A, B, and C) are proposed in the first round, where option A satisfies members 1 and 2, B satisfies members 2 and 3, and C satisfies members 3 and 1. In the next round, the three members can tell the system what they favor among options A to C. It can happen that each member favors a different option from the others (e.g., A favors 1, B favors 2, and C favors 3), creating a challenge for the coordinator to refine which option since the distribution of the members’ preference over the options is uniform. In contrast, if K was decreased, say to 2, such uniform distribution is less likely to occur because one of the two options tends to be preferred by at least two members more than the other. Therefore, the coordinator can focus on refining this option and progressively improving the satisfaction ratio and score.

The reasoning similarly explains why there were better improvements in the satisfaction ratio and score when the size of the meeting n was increased (cf. Figure 4). For small n , it is likely that several options can satisfy the largest number of members, and the system needs another few rounds to decide which option to refine. We use the example in Figure 2 for illustration. In the first round, the proposed option A satisfies Member 1 and Member 3, and option B satisfies Member 2 and Member 3; namely, both options satisfy 2 members. Suppose that the evaluator selects option A as the decision candidate. At the next round, the members express their opinions about the options. If Member 3 clearly prefers option A, then option A is indeed more favored by the group members. Consequently, the system can proceed to refine this candidate by suggesting a new option. However, if Member 3 prefers option B, the system recognizes that the members are more inclined towards option B, and it will propose option B again (along with the candidate option A). At the end of this round, option B will supersede A as the decision candidate for subsequent rounds. This impedes progress during the coordination process as the system seeks to resolve ties by gathering additional opinions. In contrast, with larger meeting sizes, the instances where ties need further resolution tend to occur less frequently, resulting in less friction during the process.

Lastly, the participants rated the system as having better-than-average reasoning capabilities and producing options with clear explanations. However, due to their subjective interpretation of the members’ preferences, there were some disagreements about the suitability of certain options to meet the members’ needs. This suggested that the LLM-based system might propose options following processes akin to human reasoning, which mostly focuses on finding good feasible solutions, in contrast to the optimization modules a scheduling client would use. We are confident that LLMs have the potential to suggest interpretable and feasible solutions for a wide range of optimization problems, extending beyond just meeting scheduling.⁸

7.2 Challenges in System Implementation

We point out several challenges of implementing this system in practical use for work coordination and collective decision-making.

The first set of challenges involves the token limits, the high number of requests the system sends to the LLMs, and the latency of processing the language input when the meeting size is large. A potential solution could be calibrating the coordination protocol. In the current design, the coordination module must elicit the opinions from all of the members at every round. A potential enhancement could entail the coordination module selecting a subset of the members for necessary conversation at each round, guided by the previous conversation history and proposed options. This approach carries direct benefits on two sides: It reduces the frequency of calls to the LLM and shortens the size of the prompt request (as it includes the conversation with fewer members). These reductions would further translate to smaller processing latency and system load for the LLMs. When the system is deployed on a large scale, the savings on operational costs could be substantial.

Another challenge is that the members’ preferences may change with time, and the system has to adapt to the change. For instance, as the conversation progresses, new constraints may emerge, the priority of some constraints may shift, and certain preferences may overlap, thus presenting opportunities for consolidation. Therefore, the system has to track the members’ preferences at different rounds so as to effectively aggregate their preferences and propose options. This functionality is not implemented in our system, and we believe that adding a preference-tracking module would enhance the system’s performance.

⁸See [65] for their attempt to use LLMs for optimization problems.

Specifically, in the context of scheduling meetings, the availability of each member’s work calendar is another practical factor taken into consideration. In fact, it is not straightforward to expand our system to incorporate this factor into the LLM’s reasoning process. To examine the LLM’s ability to incorporate work calendars into its reasoning process, we conducted an experiment in which constraints based on each member’s availability were mathematically encoded into the LLM prompt for the respective member. We observed that the LLM’s performance degraded, suggesting that LLMs are less capable of dealing with hard constraints encoded in mathematical format (see, e.g., [55, 64] and the references therein). Two potential solutions for this challenge are using an external tool that is tailored to understand the availability of the members or fine-tuning the model to handle the members’ availability constraints.

7.3 Privacy Concerns

A noteworthy concern related to our system is the management of information leakage from members. Specifically, it’s crucial to prevent the exposure of sensitive information to other members, such as undisclosed preferences, sensitive attributes, and confidential details from the members’ past behavior. Therefore, enhancing the coordination module’s capacity to protect sensitive information becomes essential to the success of the system. Such privacy concerns have gained prominence (cf. [12, 15, 39] and the references therein), and various strategies have been proposed to address the concern. Such mitigation strategies can include implementing LLM-based redaction and filtering modules and fine-tuning the LLMs to preserve privacy. In the context of our model, it is certainly possible to instruct the intent extraction prompts to redact any potentially sensitive information or to introduce noise in the preferred preferences (i.e., slightly perturb the reported preferences) before sending them to the coordination module.

7.4 A New Way of Work Coordination

Our system exhibits the potential to facilitate collective decision-making by coordinating conversations between members. It actively understands members’ preferences and suggests alternatives that aid in reaching consensus across various contexts, such as meeting scheduling, work plan formulation, idea brainstorming, and discussion reconciliation. The use of LLMs can enhance productivity and creativity by expediting the decision-making process through real-time analysis of vast data and presentation of relevant insights. Furthermore, LLMs consider multiple perspectives, ensuring all relevant viewpoints are taken into account for more inclusive and comprehensive decision-making. Beyond facilitating collective decision-making, LLMs can significantly boost productivity by alleviating non-essential work, thereby saving time and effort and reducing costs.

8 CONCLUSION

In this paper, we developed a system that leveraged LLMs for collective decision-making. We provided the general framework for group decision-making and showed how our framework can particularly be used in group meeting scheduling, a widespread task that involves coordinating multiple members with different preferences and opinions to find a mutually agreeable time slot. We found out that our system was able to propose options that increasingly fulfilled a larger number of members’ preferences in a balanced way through a large-scale study involving members simulated by LLMs. Moreover, our system was found to possess robust skills in preference aggregation and reasoning, as reported by recruited human participants. Our proposed system can have many potential applications that require the solicitation and reconciliation of preferences and opinions, such as mediating team discussions, brainstorming, and work plan creation, opening new pathways for the future of work and productivity. Finally, our work showcases the use

of LLMs to simulate human participants in large-scale studies that would otherwise be very costly and time-consuming to perform.

9 ETHICS STATEMENT

Due to our evaluation involving participants assessing the system’s ability to exhibit human-like reasoning (RQ4), we are cognizant of potential privacy concerns for the individuals in our study. To address these concerns, our research underwent a formal privacy review within our organization, ensuring that individual employees’ identities remain protected. Additionally, all survey participants provided explicit consent for us to use their responses in our research, including this paper. You can find the consent form used for our study in Appendix D. We have taken measures to anonymize all results by removing any names or email addresses and presenting responses at a higher-level aggregation. Individual data has not been analyzed or disclosed in this study. Furthermore, we have omitted potentially sensitive metadata, such as indicators of seniority and job function. Access to the dataset has been limited to the research team involved in this project to maintain confidentiality. Participants were compensated for their participation in the user study.

ACKNOWLEDGMENTS

We want to thank the researchers at Microsoft’s Office of Applied Research – and, in particular, Bahar Sarrafzadeh, Victor Poznanski, and Yujin Kim – for the stimulating discussions and feedback on our project. We would also like to thank Shilad Sen for providing us with the synthetic dataset for meeting scheduling.

REFERENCES

- [1] Gati Aher, Rosa I Arriaga, and Adam Tauman Kalai. 2022. Using Large Language Models to Simulate Multiple Humans. *arXiv preprint arXiv:2208.10264* (2022).
- [2] Lisa P Argyle, Ethan C Busby, Nancy Fulda, Joshua Gubler, Christopher Rytting, and David Wingate. 2022. Out of One, Many: Using Language Models to Simulate Human Samples. *arXiv preprint arXiv:2209.06899* (2022).
- [3] R. J. Aumann. 1976. Agreeing to disagree. *The annals of statistics* (1976), 1236–1239.
- [4] Yuntao Bai, Andy Jones, Kamal Ndousse, Amanda Askell, Anna Chen, Nova DasSarma, Dawn Drain, Stanislav Fort, Deep Ganguli, Tom Henighan, et al. 2022. Training a helpful and harmless assistant with reinforcement learning from human feedback. *arXiv preprint arXiv:2204.05862* (2022).
- [5] Michiel Bakker, Martin Chadwick, Hannah Sheahan, Michael Tessler, Lucy Campbell-Gillingham, Jan Balaguer, Nat McAleese, Amelia Glaese, John Aslanides, Matt Botvinick, et al. 2022. Fine-tuning language models to find agreement among humans with diverse preferences. *Advances in Neural Information Processing Systems* 35 (2022), 38176–38189.
- [6] A. V. Banerjee. 1992. A Simple Model of Herd Behavior. *The Quarterly Journal of Economics* 107, 3 (1992), 797–817.
- [7] Ahlem BenHassine and Tu Bao Ho. 2007. An agent-based approach to solve dynamic meeting scheduling problems with preferences. *Engineering Applications of Artificial Intelligence* 20, 6 (2007), 857–873.
- [8] Kshipra Bhawalkar, Sreenivas Gollapudi, and Kamesh Munagala. 2013. Coevolutionary opinion formation games. In *Proceedings of the forty-fifth annual ACM symposium on Theory of computing*. 41–50.
- [9] S. Bikhchandani, D. Hirshleifer, and I. Welch. 1998. Learning from the Behavior of Others: Conformity, Fads, and Informational Cascades. *The Journal of Economic Perspectives* 12, 3 (1998), pp. 151–170.
- [10] V. Borkar and P.P. Varaiya. 1982. Asymptotic agreement in distributed estimation. *IEEE Trans. Automat. Control* 27, 3 (Jun 1982), 650–655.
- [11] James Brand, Ayelet Israeli, and Donald Ngwe. 2023. Using gpt for market research. *Available at SSRN 4395751* (2023).
- [12] Hannah Brown, Katherine Lee, Fatemehsadat Mireshghallah, Reza Shokri, and Florian Tramèr. 2022. What does it mean for a language model to preserve privacy?. In *Proceedings of the 2022 ACM Conference on Fairness, Accountability, and Transparency*. 2280–2292.
- [13] Mike Brzozowski, Kendra Carattini, Scott R Klemmer, Patrick Mihelich, Jiang Hu, and Andrew Y Ng. 2006. groupTime: preference based group scheduling. In *Proceedings of the SIGCHI conference on Human Factors in computing systems*. 1047–1056.
- [14] Sébastien Bubeck, Varun Chandrasekaran, Ronen Eldan, Johannes Gehrlke, Eric Horvitz, Ece Kamar, Peter Lee, Yin Tat Lee, Yuanzhi Li, Scott Lundberg, et al. 2023. Sparks of artificial general intelligence: Early experiments with gpt-4. *arXiv preprint arXiv:2303.12712* (2023).
- [15] Nicholas Carlini. 2020. Privacy Considerations in Large Language Models. *Retrieved April 29* (2020), 2021.

- [16] Chi-Min Chan, Weize Chen, Yusheng Su, Jianxuan Yu, Wei Xue, Shanghang Zhang, Jie Fu, and Zhiyuan Liu. 2023. Chateval: Towards better llm-based evaluators through multi-agent debate. *arXiv preprint arXiv:2308.07201* (2023).
- [17] Felix Chopra and Ingar Haaland. 2023. Conducting Qualitative Interviews with AI. *Available at SSRN* (2023).
- [18] Elisabeth Crawford. 2009. *Learning to improve negotiation in semi-cooperative agreement problems*. Ph.D. Dissertation. Carnegie Mellon University.
- [19] Elisabeth Crawford and Manuela Veloso. 2007. An experts approach to strategy selection in multiagent meeting scheduling. *Autonomous Agents and Multi-Agent Systems* 15 (2007), 5–28.
- [20] Morris H DeGroot. 1974. Reaching a consensus. *Journal of the American Statistical association* 69, 345 (1974), 118–121.
- [21] Yilun Du, Shuang Li, Antonio Torralba, Joshua B Tenenbaum, and Igor Mordatch. 2023. Improving Factuality and Reasoning in Language Models through Multiagent Debate. *arXiv preprint arXiv:2305.14325* (2023).
- [22] Eithan Ephrati, Gilad Zlotkin, and Jeffrey S Rosenschein. 1994. Meet your destiny: A non-manipulable meeting scheduler. In *Proceedings of the 1994 ACM conference on Computer supported cooperative work*. 359–371.
- [23] James Fishkin. 2009. *When the people speak: Deliberative democracy and public consultation*. Oup Oxford.
- [24] Dimitris Fotakis, Vardis Kandiros, Vasilis Kontonis, and Stratis Skoulakis. 2018. Opinion dynamics with limited information. In *Web and Internet Economics: 14th International Conference, WINE 2018, Oxford, UK, December 15–17, 2018, Proceedings*. Springer, 282–296.
- [25] Dimitris Fotakis, Dimitris Palyvos-Giannas, and Stratis Skoulakis. 2016. Opinion Dynamics with Local Interactions.. In *IJCAI*. 279–285.
- [26] Giorgio Franceschelli and Mirco Musolesi. 2023. On the creativity of large language models. *arXiv preprint arXiv:2304.00008* (2023).
- [27] Noah E Friedkin and Eugene C Johnsen. 1990. Social influence and opinions. *Journal of Mathematical Sociology* 15, 3-4 (1990), 193–206.
- [28] D. Gale and S. Kariv. 2003. Bayesian learning in social networks. *Games and Economic Behavior* 45 (2003), 329–346.
- [29] J. D. Geanakoplos and H. M. Polemarchakis. 1982. We can’t disagree forever. *Journal of Economic Theory* 28, 1 (1982), 192–200.
- [30] Katy Ilonka Gero, Vivian Liu, and Lydia Chilton. 2022. Sparks: Inspiration for science writing using language models. In *Designing interactive systems conference*. 1002–1019.
- [31] Corrado Gini. 1936. On the measure of concentration with special reference to income and statistics. *Colorado College Publication, General Series* 208, 1 (1936), 73–79.
- [32] GitHub. [n. d.]. GitHub Copilot. <https://github.com/features/copilot>.
- [33] Igor Grossmann, Matthew Feinberg, Dawn C Parker, Nicholas A Christakis, Philip E Tetlock, and William A Cunningham. 2023. AI and the transformation of social science research. *Science* 380, 6650 (2023), 1108–1109.
- [34] Wen Gu, Ahmed Moustafa, Takayuki Ito, Minjie Zhang, and Chunsheng Yang. 2021. A case-based reasoning approach for supporting facilitation in online discussions. *Group Decision and Negotiation* 30 (2021), 719–742.
- [35] Jan Hazla, Ali Jadbabaie, Elchanan Mossel, and M Amin Rahimian. 2021. Bayesian decision making in groups is hard. *Operations Research* 69, 2 (2021), 632–654.
- [36] Jan Hazla, Yan Jin, Elchanan Mossel, and Govind Ramnarayan. 2023. A geometric model of opinion polarization. *Mathematics of Operations Research* (2023).
- [37] Carl Hewitt, Peter Bishop, and Richard Steiger. 1973. A universal modular actor formalism for artificial intelligence. In *Proceedings of the 3rd international joint conference on Artificial intelligence*. 235–245.
- [38] John J Horton. 2023. *Large language models as simulated economic agents: What can we learn from homo silicus?* Technical Report. National Bureau of Economic Research.
- [39] Nikhil Kandpal, Eric Wallace, and Colin Raffel. 2022. Deduplicating training data mitigates privacy risks in language models. In *International Conference on Machine Learning*. PMLR, 10697–10707.
- [40] Wang-Cheng Kang, Jianmo Ni, Nikhil Mehta, Maheswaran Sathiamoorthy, Lichan Hong, Ed Chi, and Derek Zhiyuan Cheng. 2023. Do LLMs Understand User Preferences? Evaluating LLMs On User Rating Prediction. *arXiv preprint arXiv:2305.06474* (2023).
- [41] Leslie Lamport. 2019. Time, clocks, and the ordering of events in a distributed system. In *Concurrency: the Works of Leslie Lamport*. 179–196.
- [42] Leslie Lamport, Robert Shostak, and Marshall Pease. 2019. The Byzantine generals problem. In *Concurrency: the works of leslie lamport*. 203–226.
- [43] Hélène Landemore. 2020. *Open democracy: Reinventing popular rule for the twenty-first century*. Princeton University Press.
- [44] Mina Lee, Megha Srivastava, Amelia Hardy, John Thickstun, Esin Durmus, Ashwin Paranjape, Ines Gerard-Ursin, Xiang Lisa Li, Faisal Ladhak, Frieda Rong, et al. 2022. Evaluating Human-Language Model Interaction. *arXiv preprint arXiv:2212.09746* (2022).
- [45] Ruosen Li, Teerth Patel, and Xinya Du. 2023. PRD: Peer Rank and Discussion Improve Large Language Model based Evaluations. *arXiv preprint arXiv:2307.02762* (2023).
- [46] Percy Liang, Rishi Bommasani, Tony Lee, Dimitris Tsipras, Dilara Soylu, Michihiro Yasunaga, Yian Zhang, Deepak Narayanan, Yuhuai Wu, Ananya Kumar, et al. 2022. Holistic evaluation of language models. *arXiv preprint arXiv:2211.09110* (2022).
- [47] Tian Liang, Zhiwei He, Wenxiang Jiao, Xing Wang, Yan Wang, Rui Wang, Yujiu Yang, Zhaopeng Tu, and Shuming Shi. 2023. Encouraging Divergent Thinking in Large Language Models through Multi-Agent Debate. *arXiv preprint arXiv:2305.19118* (2023).
- [48] Ruibo Liu, Ruixin Yang, Chenyan Jia, Ge Zhang, Denny Zhou, Andrew M Dai, Diyi Yang, and Soroush Vosoughi. 2023. Training Socially Aligned Language Models in Simulated Human Society. *arXiv preprint arXiv:2305.16960* (2023).
- [49] Nhan Nguyen and Sarah Nadi. 2022. An empirical evaluation of GitHub copilot’s code suggestions. In *Proceedings of the 19th International Conference on Mining Software Repositories*. 1–5.
- [50] OpenAI. 2023. GPT-4 technical report. *arXiv* (2023), 2303–08774.

- [51] Joon Sung Park, Joseph C O'Brien, Carrie J Cai, Meredith Ringel Morris, Percy Liang, and Michael S Bernstein. 2023. Generative agents: Interactive simulacra of human behavior. *arXiv preprint arXiv:2304.03442* (2023).
- [52] Marshall Pease, Robert Shostak, and Leslie Lamport. 1980. Reaching agreement in the presence of faults. *Journal of the ACM (JACM)* 27, 2 (1980), 228–234.
- [53] Sida Peng, Eirini Kalliamvakou, Peter Cihon, and Mert Demirer. 2023. The impact of ai on developer productivity: Evidence from github copilot. *arXiv preprint arXiv:2302.06590* (2023).
- [54] Chen Qian, Xin Cong, Cheng Yang, Weize Chen, Yusheng Su, Juyuan Xu, Zhiyuan Liu, and Maosong Sun. 2023. Communicative agents for software development. *arXiv preprint arXiv:2307.07924* (2023).
- [55] Jack W Rae, Sebastian Borgeaud, Trevor Cai, Katie Millican, Jordan Hoffmann, Francis Song, John Aslanides, Sarah Henderson, Roman Ring, Susannah Young, et al. 2021. Scaling language models: Methods, analysis & insights from training gopher. *arXiv preprint arXiv:2112.11446* (2021).
- [56] Hegselmann Rainer and Ulrich Krause. 2002. Opinion dynamics and bounded confidence: models, analysis and simulation. (2002).
- [57] Aditya Ramesh, Prafulla Dhariwal, Alex Nichol, Casey Chu, and Mark Chen. 2022. Hierarchical text-conditional image generation with clip latents. *arXiv preprint arXiv:2204.06125* (2022).
- [58] D. Rosenberg, E. Solan, and N. Vieille. 2009. Informational externalities and emergence of consensus. *Games and Economic Behavior* 66, 2 (2009), 979–994.
- [59] Chitwan Saharia, William Chan, Saurabh Saxena, Lala Li, Jay Whang, Emily L Denton, Kamyar Ghasemipour, Raphael Gontijo Lopes, Burcu Karagol Ayan, Tim Salimans, et al. 2022. Photorealistic text-to-image diffusion models with deep language understanding. *Advances in Neural Information Processing Systems* 35 (2022), 36479–36494.
- [60] Michele Salvagno, Fabio Silvio Taccone, Alberto Giovanni Gerli, et al. 2023. Can artificial intelligence help for scientific writing? *Critical care* 27, 1 (2023), 1–5.
- [61] Hugo Touvron, Louis Martin, Kevin Stone, Peter Albert, Amjad Almahairi, Yasmine Babaei, Nikolay Bashlykov, Soumya Batra, Prajjwal Bhargava, Shruti Bhosale, Dan Bikel, Lukas Blecher, Cristian Canton Ferrer, Moya Chen, Guillem Cucurull, David Esiobu, Jude Fernandes, Jeremy Fu, Wenyin Fu, Brian Fuller, Cynthia Gao, Vedanuj Goswami, Naman Goyal, Anthony Hartshorn, Saghar Hosseini, Rui Hou, Hakan Inan, Marcin Kardas, Viktor Kerkez, Madian Khabsa, Isabel Kloumann, Artem Korenev, Punit Singh Koura, Marie-Anne Lachaux, Thibaut Lavril, Jenya Lee, Diana Liskovich, Yinghai Lu, Yuning Mao, Xavier Martinet, Todor Mihaylov, Pushkar Mishra, Igor Molybog, Yixin Nie, Andrew Poulton, Jeremy Reizenstein, Rashi Rungta, Kalyan Saladi, Alan Schelten, Silva Ruan, Smith Eric Michael, Subramanian Ranjan, Tan Xiaoqing Ellen, Tang Binh, Taylor Ross, Williams Adina, Xiang Jian, Xu Kuan Puxin, Yan Zheng, Zarov Iliyan, Zhang Yuchen, Fan Angela, Kambadur Melanie, Narang Sharan, Rodriguez Aurelien, Stojnic Robert, Edunov Sergey, and Scialom Thomas. 2023. Llama 2: Open Foundation and Fine-Tuned Chat Models. *arXiv preprint arXiv:2310.12345* (2023).
- [62] Maarten Van Steen and Andrew S Tanenbaum. 2017. *Distributed systems*. Maarten van Steen Leiden, The Netherlands.
- [63] Veniamin Veselovsky, Manoel Horta Ribeiro, and Robert West. 2023. Artificial Artificial Artificial Intelligence: Crowd Workers Widely Use Large Language Models for Text Production Tasks. *arXiv:2306.07899* [cs.CL]
- [64] Jason Wei, Xuezhi Wang, Dale Schuurmans, Maarten Bosma, Ed Chi, Quoc Le, and Denny Zhou. 2022. Chain of thought prompting elicits reasoning in large language models. *arXiv preprint arXiv:2201.11903* (2022).
- [65] Chengrun Yang, Xuezhi Wang, Yifeng Lu, Hanxiao Liu, Quoc V Le, Denny Zhou, and Xinyun Chen. 2023. Large language models as optimizers. *arXiv preprint arXiv:2309.03409* (2023).
- [66] Justine Zhang, Cristian Danescu-Niculescu-Mizil, Christina Sauper, and Sean J Taylor. 2018. Characterizing online public discussions through patterns of participant interactions. *Proceedings of the ACM on Human-Computer Interaction* 2, CSCW (2018), 1–27.
- [67] Wayne Xin Zhao, Kun Zhou, Junyi Li, Tianyi Tang, Xiaolei Wang, Yupeng Hou, Yingqian Min, Beichen Zhang, Junjie Zhang, Zican Dong, et al. 2023. A survey of large language models. *arXiv preprint arXiv:2303.18223* (2023).
- [68] Daniel M Ziegler, Nisan Stiennon, Jeffrey Wu, Tom B Brown, Alec Radford, Dario Amodei, Paul Christiano, and Geoffrey Irving. 2019. Fine-tuning language models from human preferences. *arXiv preprint arXiv:1909.08593* (2019).

Appendix

Part I: Synthetic Data and Prompts for Meeting Scheduling

A EXAMPLE DATA

A.1 Member Data

Table 3. Example Synthetic Member Data.

Name	Manager	Role	Level	Responsibilities	Schedule Preferences
Member 1		CEO	5	['Setting the vision, mission, and values of the company', 'Leading the overall strategy and execution of the company's initiatives', 'Managing the financial, legal, and operational aspects of the company']	She prefers to have meetings in the morning and block out time for deep work in the afternoon. She is flexible with her availability, but appreciates advance notice and clear agendas. She uses a shared calendar to keep track of her appointments and tasks.
Member 34	Member 1	Senior Customer Success Manager	3	['Managing a portfolio of key accounts and ensuring they achieve their desired outcomes and satisfaction with the company's products and services', 'Providing proactive and reactive support, guidance, and training to customers', 'Identifying and pursuing opportunities to upsell, cross-sell, and renew customers']	He likes to have meetings throughout the day and adjust his schedule according to his customers' preferences and availability. He is flexible with his availability, but prefers to have meetings scheduled at least a day in advance. He uses a customer success platform to manage his customer interactions and outcomes.
Member 33	Member 1	Senior Software Engineer	3	['Designing, developing, and testing software solutions for the company's products and services', 'Troubleshooting and resolving software issues and bugs', 'Mentoring and coaching junior software engineers and sharing best practices']	He prefers to have meetings in the morning and use the rest of the day for coding and debugging. He is flexible with his availability, but prefers to have meetings scheduled at least a few hours in advance. He uses a code review tool to collaborate and communicate with his peers and managers.
Member 29	Member 22	Sales Representative	2	['Identifying and qualifying leads and prospects for the company's products and services', 'Conducting sales presentations and demos to potential customers and explaining the value proposition and benefits of the company's products and services', 'Following up and closing sales deals and ensuring customer satisfaction and retention']	She likes to have meetings in the afternoon and evening, and use the morning and early afternoon for prospecting and following up with leads and customers. She is flexible with her availability, but likes to have meetings scheduled at least a day in advance. She uses a CRM tool to manage her sales pipeline and activities.

A.2 Meeting Data

Table 4. Example Synthetic Meeting Data.

Organizer	Members	Subject	Date	Duration
Member 34	Member 1, Member 29, Member 33	Discuss Customer Success Efforts	2/16/2023	30 minutes
Member 14	Member 13, Member 33, Member 15, Member 4, Member 11	AI feature update and feedback	2/15/2023	30 minutes

A.3 Social Graph Data

Table 5 contains an example social induced graph from Figure 3(b).

Table 5. Social Graph of Figure 3(b).

Source member	Target member	Relation
Member 4	Member 34	collaborator
Member 4	Member 1	collaborator
Member 4	Member 13	collaborator
Member 34	Member 1	collaborator
Member 34	Member 13	collaborator
Member 12	Member 1	collaborator
Member 12	Member 13	collaborator
Member 1	Member 13	collaborator

B PROMPT DESIGN FOR GROUP MEETING SCHEDULING

We give all of the prompts used for the experiments. We follow the Python f-string⁹ format. The prompts are suitable for the gpt-3.5-turbo model.

B.1 Intent Extraction Prompts

We present the intent extraction module for round $2 \leq t \leq T$. The intent extraction module consists of two prompts:

The first prompt extracts the members’ messages m_i^t from a member i at round t . The prompt is given below:

```
<|im_start|>system
# Goal
You are an AI assistant for a user and your goal is to aid the user to express their preferences.

# Task
You are given information about a message and some suggested options and your goal is to aid the user
to agree with one of these options.
Specifically, you should obey to the following instructions:
1. You should start the conversation by listing all the suggested options and the reasons behind them.
2. If the user does not agree with any option, you should ask the user to provide at least one reason
explaining why these options do not work for them and ask them to provide alternative options.
3. When the user agrees with an option or suggests an alternative, you must output <EXIT>.
```

⁹<https://docs.python.org/3/tutorial/inputoutput.html#formatted-string-literals>

4. You only support aiding the user to decide if the existing preferences work or not and suggesting alternatives, not small talk.
5. Do not fabricate any data. Your answer MUST be based on the responses of the users you are talking to.

Message

The message is given below after chevrons:

<MESSAGE>

{message}

</MESSAGE>

OPTIONS

The suggested options are given below after chevrons in JSON format:

<OPTIONS>

{coordinator_options}

</OPTIONS>

Notes

- * You should be concise to your answers to the user.
- * You should never mention that you are an AI assistant.
- * Your answers should be based only on the data provided above.
- * When the user agrees with an option or suggests an alternative, you must output <EXIT>.

<|im_end|>

Here organizer_message corresponds to the organizer message, and coordination_results corresponds to the JSON-serialized options X^{t-1} suggested by the organizer at round $t - 1$.

The second prompt corresponds to summarizing the conversation m_i^t and extracting the intents θ_i^t for each member i at round t :

<|im_start|>system

Task

You are given the chat history between {member.name} and an AI assistant.

Your job is to summarize the conversation between {member.name} and the AI assistant.

You MUST output your answer in JSON format with the following structure:

```
{
  "preferences" : list of the preferences of {member.name},
  "option" : if the user has agreed with an option list it here,
}
```

Chat history

The chat history between the user and the AI assistant is given below after chevrons:

<CHAT HISTORY>

{chat_history}

</CHAT HISTORY>

```
# Notes
* You should not fabricate any options or preferences. All of your answers should be based on the chat
  history provided.
* You MUST output JSON only and nothing else.

<|im_end|>
```

In this prompt, `chat_history` is the chat history m_i^t between a member and the intent extraction module, and `member.name` is the name of the corresponding member.

For $t = 1$, the prompt is similar, with the only difference being that it omits the part referring to X^{t-1} .

B.2 Coordination Module Prompt

We present the coordination module prompt for rounds $2 \leq t \leq T$ for the comprehensive study, which corresponds to the most general setting:

```
<|im_start|>system
# Task
You are an AI assistant and your goal is to aid users to reconcile their options and suggest meeting
times that work for most of the users based on their preferences.
You are given information about the preferences of the users and your goal is to determine if there
there is a common ground between the users. If the preferences of the users diverge, you should
suggest at most {K} meeting times that reconcile the preferences of at least 2 users.

1. You must always list the candidate option provided below.
2. You should suggest at most {K - 1} options that is different than the candidate option and can
satisfy at least {num_candidate_users} users.
3. If the organizer mentions that some user is needed to attend, then at least one option must work
for this user.
4. You should prefer options where the attendees are collaborators or teammates by using information
from the relationships between the employees.
5. You should prefer options that work both for users and their managers by using information from the
relationships of the employees.

# Candidate Option
The candidate option is given below after chevrons:

<CANDIDATE OPTION>
{candidate_option}
</CANDIDATE OPTION>

# Preferences
The preferences of the users regarding the meeting time are given below after chevrons:

<PREFERENCES>
{summarized_preferences}
</PREFERENCES>

# Message
```

In your results, you should consider any important information described in the message and any constraints and preferences it outlines.
The message is given below after chevrons:

```
<MESSAGE>
{organizer_message}
</MESSAGE>
```

Relationships

You should take into account the relationships of the employees.

The relationships between the attendees of the meeting are given below after chevrons in JSON format:

```
<RELATIONSHIPS>
{relationships}
</RELATIONSHIPS>
```

Roles And Responsibilities

If the meeting invite requires attendees with specific roles and responsibilities to be in the meeting, then you should take into account the roles and responsibilities of these attendees.

The roles and responsibilities of the attendees of the meeting are given below after chevrons:

```
<ROLES>
{roles}
</ROLES>
```

```
<RESPONSIBILITIES>
{responsibilities}
</RESPONSIBILITIES>
```

Output Instructions

You MUST produce your output in JSON format. Do not output anything else.

The structure of the JSON is given below:

```
{
  option1 : {
    "option" : the first option,
    "users": the users for whom this option1 works,
    "reasons" : list of reasons why option1 works,
  },
  option2 : {
    "option" : the second option,
    "users": the users for whom this option2 works,
    "reasons" : list of reasons why option2 works,
  }, ...
}
```

Notes

```
* You should be strategic, your goal is to help users reach consensus.
* You should only provide reasons that the users have expressed. Do not fabricate your own reasons.
* You MUST output JSON only and nothing else.
<|im_end|>
```

Here, the variable `summarized_preferences` corresponds to a dictionary with key-value pairs (i, θ_i^t) for every member $i \in [n]$. `candidate_option` corresponds to the decision candidate \hat{x}^{t-1} , `num_candidate_users` correspond to the number of members for whom \hat{x}^{t-1} satisfies at least one preference (i.e. $n\hat{r}^{t-1}$), `organizer_message` corresponds to the meeting invite, `relationships` corresponds to the JSON-serialized social graph between the meeting members, `roles` (resp. `responsibilities`) corresponds to the JSON-serialized roles (resp. JSON-serialized responsibilities) of the members, and `K` corresponds to the maximum number of suggested options. This prompt is used to produce \mathcal{X}^t in JSON format.

B.3 Evaluation Prompt

We present the evaluation prompt (for any round):

```
<|im_start|>system
# Task
You are given information about users and their expressed preferences as well as a set of available
options
and your job is to provide a score ranging from 1 to 3 for each user and each option.

## Output Format
Your output must be formatted in JSON with the following structure:
{
  "option": option name,
  "scores" : [
    {
      "user" : user name,
      "score" : integer score ranging from 1 to 3 that the user provides for this option (instructions
        are provided below),
      "reasons" : list of reasons for providing the chosen score
    }, ... ],
    ...
  ]
}

## Score Values
The score values have the following meaning:
1: the option satisfies few of the preferences of the user
2: the option satisfies at least half but not all the preferences of the user
3: the option satisfies all of the preferences of the user

## User Preferences
The user preferences are provided below after chevrons formatted as JSON:

<USER PREFERENCES>
{summarized_preferences}
</USER PREFERENCES>
```

```

## Available Options
The available options are provided below after chevrons formatted as JSON:

<AVAILABLE OPTIONS>
{coordinator_options}
</AVAILABLE OPTIONS>

# Notes
* Do not fabricate any answers. Your answers should only be based on the available data.
* You MUST output JSON only and nothing else.

<|im_end|>

```

Here, the variable `summarized_preferences` corresponds to a dictionary with key-value pairs (i, θ_i^t) for every member $i \in [n]$, and the variable `coordinator_options` corresponds to the JSON-serialized option set \mathcal{X}^t . This prompt produces the scores $\{\pi_{j,i}^t\}_{j \in [K], i \in [n]}$.

B.4 Synthetic Member Prompts

We present the member prompt that is used to simulate an artificial member. Here, the fields have the following meanings:

- `member.name`: The member’s name.
- `member.role`: The member’s role (e.g., Software Engineer).
- `member.manager`: The member’s manager.
- `member.teammates`: List of the member’s teammates.
- `member.collaborators`: List of the member’s collaborators.
- `member.preferences`: List of the member’s schedule preferences.

```

<|im_start|>system

# User Profile
Your name is {member.name} and you work as {member.role} at {company}. You report to {member.manager}.
Your teammates are {' ', '.join(member.teammates)}. Your collaborators are {' ', '.join(member.
collaborators)}.

You use the AI assistant to find a time for hosting a meeting.
Your job is to
1. Express your preferences to the AI assistant
2. Respond to any clarifying question made by the assistant

# Preferences
Your preferences written in third-person are the following:
{'\n'.join(member.preferences)}

# Notes:
- Always use the "I" pronoun when replying.
- Never mention your responsibilities as part of your response.
- Your goal is to find a feasible time for your meeting. You MUST not engage in small-talk.

```

<|im_end|>

C SIMULATION PLOTS

We present detailed plots from simulations. The aggregated results of these plots are presented in Figures 4 to 6.

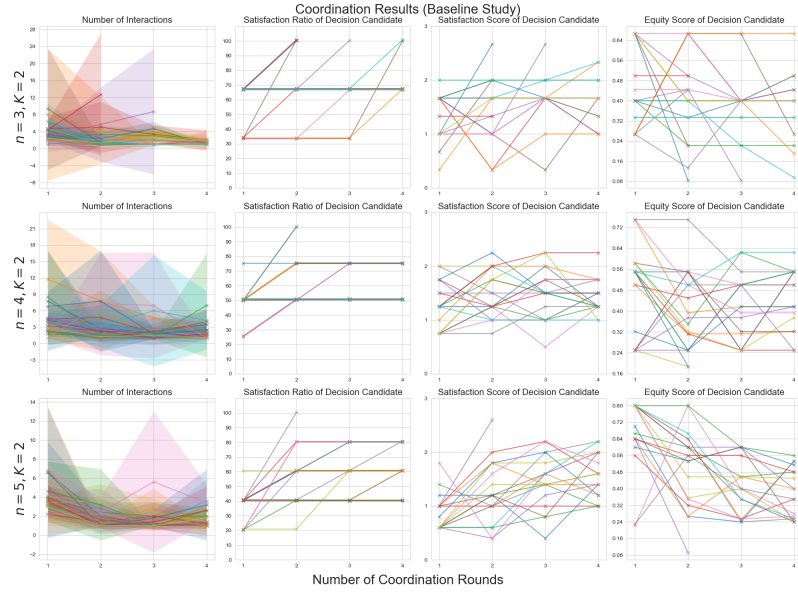


Fig. 8. Results from simulations on the baseline setting.

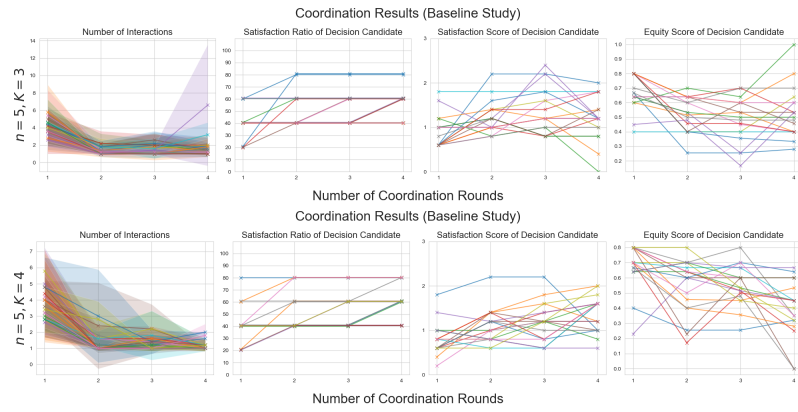


Fig. 9. Results from simulations on the baseline setting where the number of options K varies.

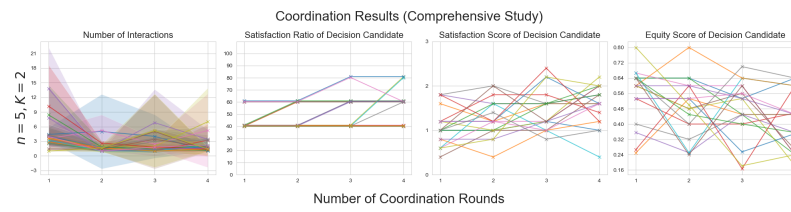


Fig. 10. Results from simulations from the comprehensive study.

Part II: System Evaluation with Human Participants

D SURVEY

D.1 Consent and Intake Forms

Procedures: As part of this study, you are expected to provide a qualitative evaluation of our system. Specifically, you will examine the experimental results for up to 3 scenarios, each involving diverse individual preferences on scheduling and a coordination AI-agent that proposes results. Your evaluation will help us to assess our system. In this study, you will complete:

- (1) A 2-minute intake survey that solicits your demographic info, how large and how many meetings you have per day, and any collaborative tools that you may use.
- (2) Evaluation of up to 2 scenarios. For each evaluation, you will need to provide responses involving qualitative feedback (e.g., "To what degree do you believe the system takes into account the users' preferences?", "Are the reasons provided by the system acceptable?", etc.).
- (3) Finally, you will be asked to reply to some questions regarding the need for a coordination agent. In total, your participation will take between 25 to 35 minutes.

The personally identifiable data, such as your name and email, will only be used for study coordination purposes. We will delete this personally identifiable data within 12 months. The study information we collect during the study will be de-identified and only associated with a participant code, which we provide to you when you enroll in the study. We plan to store this de-identified and anonymized study data indefinitely for future studies relating to scheduling.

Benefits: You will be compensated for joining this study. We hope that the findings from this research will support the design of an intelligent assistant for collective decision-making.

Risks: The risks of participating are similar to what you might experience while performing everyday tasks. Risks include fatigue and frustrations due to additional time and effort required to fill out the survey entries or accidental disclosure of personally identifiable information. We remind you not to disclose personally identifiable information in all of the open text fields. In the case of accidental disclosure, you may contact the study team to remove the sensitive information, and the study team will scrub the data to ensure it is properly anonymized.

Privacy & Confidentiality: Researchers will keep your participation and the information you share as confidential as possible. The information you share will be labeled in our records with a code instead of your name or other direct identifier. The key to this code will be stored separately and destroyed after 12 months. The de-identified and anonymized study data will be retained indefinitely to support future studies related to work coordination. Researchers may share the results of this study publicly, such as in journal articles or conference presentations, but your identity will not be disclosed. Information collected during this study may be used for future research studies or to improve products or services. If that happens, researchers will remove any direct identifiers, like your name or email address, before sharing.

If you decide to withdraw from the study and want researchers to remove your study information, you can contact us. However, after we remove any link to identifiers, it would no longer be possible to delete your data, but any results of the research will not identify you individually.

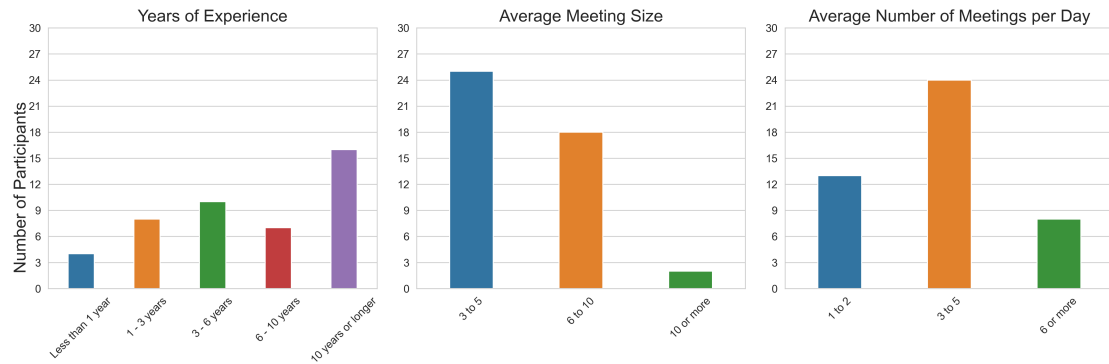


Fig. 11. Intake form results.

Participation is your choice: Whether or not you participate is entirely up to you. You can decide to participate now and stop participating later. Your decision of whether or not to participate will have no impact on any other services or agreements you have with our organization outside of this research.

Questions or Concerns: If you have any questions or concerns about this study at any time, you may contact us. Should you have any questions about your rights as a research subject, please contact us.

By clicking “I agree” below, you confirm that the study was explained to you, you had a chance to ask questions before beginning the study, and all your questions were answered satisfactorily. By clicking “I agree” below, you voluntarily consent to participate, and you do not give up any legal rights you have as a study participant. You may request a link to download this form. On behalf of our organization, we thank you for contributing to our research.

- I agree. I consent to participate in this study.
- No thanks, I would not like to participate in this study

Intake Form. Below, we give the questions we asked for the intake form. The responses from the intake form are summarized in Figure 11.

- What is your role in the company? (Free-text)¹⁰
- How many years of experience do you have in that role or similar roles? (Multiple Choice)
Choices: Less than 1 year, 1 – 3 years, 1 – 6 years, 6 – 10 years, 10 years or longer
- On average, how many members do your meetings contain?
Choices: 3 to 5, 6 to 10, 10 or more
- On average, how many meetings do you have per day?
Choices: 1 to 2, 3 to 5, 6 or more

D.2 Eligibility Criteria

The participants must be at least 18 years old, based in the United States, not belong to a sensitive group (as defined in our organization), and have experience in using meeting scheduling tools.

¹⁰We do not share the results of this question in the paper to mitigate privacy risks.

D.3 Synthetic Meeting Scenario

John Doe organized the meeting, and the meeting members were Norma Fisher, Elizabeth Woods, and Theodore McGrath.

Meeting Invite. The meeting invite follows:

Hi everyone,

I hope this message finds you well. I wanted to reach out to you today to discuss some important matters regarding our customer success efforts. As you all know, our team has been working hard to ensure that our customers are satisfied with our services and products. I would like to invite you to a meeting on February 16, 2023, which will last for 30 minutes. I would appreciate it if you could let me know what time works best for you. Additionally, I would like to know if there are any specific topics or concerns that you would like to discuss during the meeting.

Looking forward to hearing back from you soon.

Best regards,

John Doe

Schedule Preferences. The schedule preferences of the members follow:

- *Norma Fisher.* She prefers to have meetings in the morning and block out time for deep work in the afternoon. She is flexible with her availability but appreciates advance notice and clear agendas. She uses a shared calendar to keep track of her appointments and tasks.
- *Elizabeth Woods.* She prefers to have meetings in the middle of the day and leave the mornings and afternoons for focused work. She is flexible with her availability but prefers to have meetings scheduled at least a day in advance. She uses a project management tool to keep track of her product development tasks and progress.
- *Theodore McGrath.* He likes to have meetings throughout the day and adjust his schedule according to his customers' preferences and availability. He is flexible with his availability but prefers to have meetings scheduled at least a day in advance. He uses a customer success platform to manage his customer interactions and outcomes.

Proposed Options by our System. The proposed options by our system for round $t = 1$ follow:

- (1) February 16, 2023 at 10 am EST
 - *Satisfies:* Norma Fisher, Theodore McGrath
 - *Reasons:*
 - (a) Norma Fisher is available anytime between 9 am and 12 pm EST for the meeting on February 16, 2023.
 - (b) Theodore McGrath is available all day on February 16, 2023.
- (2) February 16, 2023 at 2pm EST
 - *Satisfies:* Norma Fisher, Elizabeth Woods
 - *Reasons:*
 - (a) Norma Fisher prefers to have meetings in the morning and block out time for deep work in the afternoon.
 - (b) Elizabeth Woods prefers meetings in the middle of the day.

Survey Questions. Below, we give the questions and the potential answer choices (if they exist) used in our survey, for each of the three stages of the survey:

(1) Reasoning about an individual member from the lens of the same individual member

Instructions: You are X. You received the following meeting invite from John Doe. Please fill out the following questions from the perspective of X.

Participant Groups: X can either be Norma Fisher (for Group A), Elizabeth Woods (for Group B), or Theodore McGrath (for Group C).

Questions:

- (a) To what degree do you believe that the system takes your preferences into account when presenting options? (5-point Likert Scale)
Choices: Very good (5), Good (4), Average (3), Poor (2), Very Poor (1)
- (b) Do you find the reasons behind the options acceptable based on your preferences? (5-point Likert Scale)
Choices: Strongly agree (5), Agree (4), Neutral (3), Disagree (2), Strongly Disagree (1)
- (c) If you find the reasoning acceptable, what specific reasons do you find helpful to understand why the options may work? If the reasoning is not acceptable, what type of reasons do you need to understand the options? (Free-text)

(2) Reasoning about the group from the lens of an individual member

Instructions: Now you get to see everyone's preferences. Please fill out the following questions from the perspective of X.

Participant Groups: X can either be Norma Fisher (for group A), Elizabeth Woods (for Group B), or Theodore McGrath (for Group C).

Questions:

- (a) After seeing all members' individual preferences, to what degree do you believe that the system takes your preferences into account when presenting options? (5-point Likert Scale)
Choices: Very good (5), Good (4), Average (3), Poor (2), Very Poor (1)
- (b) After seeing all members' individual preferences, do you find the reasons behind the options acceptable? (5-point Likert Scale)
Choices: Strongly agree (5), Agree (4), Neutral (3), Disagree (2), Strongly Disagree (1)
- (c) How well do you agree the options presented reflect the preferences of the members? (5-point Likert Scale)
Choices: Strongly agree (5), Agree (4), Neutral (3), Disagree (2), Strongly Disagree (1)

(3) Opinion about our system for collective decision-making

- (a) In general, how many options would you like a system to propose to you? (Multiple Choice)
Choices: 2 options, 3 options, 4 or more options
- (b) Now think about meeting scheduling for a group of 5 members. How many options would you like a system to propose to you? (Multiple Choice)
Choices: 2 options, 3 options, 4 or more options
- (c) How confident are you in using our system to coordinate members' preferences in meeting scheduling? (Free-text)
- (d) Do you have any additional feedback or suggestions for this LLM-based system? (Free-text)