

Toward Computing Bounds for Ramsey Numbers Using Quantum Annealing

Joel E. Pion¹ and Susan M. Mniszewski²

¹University of California, Santa Barbara.

²Los Alamos National Laboratory.

Keywords: Monochromatic Triangle Problem, Ramsey Theory, Quantum Annealing, Optimization

Quantum annealing is a powerful tool for solving and approximating combinatorial optimization problems such as graph partitioning, community detection, centrality, routing problems, and more. In this paper we explore the use of quantum annealing as a tool for use in exploring combinatorial mathematics research problems. We consider the monochromatic triangle problem and the Ramsey number problem, both examples of graph coloring. Conversion to quadratic unconstrained binary optimization (QUBO) form is required to run on quantum hardware. While the monochromatic triangle problem is quadratic by nature, the Ramsey number problem requires the use of order reduction methods for a quadratic formulation. We discuss implementations, limitations, and results when running on the D-Wave Advantage quantum annealer.

1 Introduction

Combinatorial optimization problems such as graph partitioning [1], community detection [2], centrality [3], and routing [4] are NP-complete problems that can be solved approximately using quantum-classical or quantum-only methods with a quantum annealer (QA). In this paper we explore using QAs as a tool in combinatorial mathematics research. We provide a method for solving the monochromatic triangle (MCT) problem framed as a quadratic unconstrained binary optimization (QUBO) problem. This is followed by a description of the Ramsey number problem. MCT is quadratic, while the Ramsey problem can be higher order. A novel technique for order reduction is presented that is applicable to Ramsey problems as well as others.

We explore the effectiveness of QA on both the MCT and Ramsey problems. Both problems are important in their own right. MCT is a basic building block to the wider theory of coloring problems. Ramsey theory on the other hand is a specific coloring problem which, to the uninitiated, has a surprising number of applications ranging from number theory to network design [5] [6].

Quantum annealing describes quantum phenomena which can be used to find the minimum of an Ising glass spin model. In this model each bit (or qubit) in the solution string is represented as a $\{\pm 1\}$. In this work however we shall view everything under the QUBO perspective which is equivalent to the Ising model via a linear transformation of variables. The QUBO formulation can be written as

$$\min_{\vec{x}} \vec{x}^T Q \vec{x},$$

where \vec{x} is a vector of binary variables, $\{0, 1\}$, and Q is a real symmetric matrix. Upon consideration of this form one may realize the problem is to find the minimization of a multi-variable quadratic polynomial given that only binary inputs are allowed, hence the name. QA devices are designed to minimize QUBOs or at least find good approximations of the minimum energy. The problem of minimizing a QUBO is NP-Hard [7]. This means that many challenging problems may easily be reframed as a QUBO and thus be solved using a QA device. The challenge becomes then to find efficient ways to restate whatever the question of interest is as a QUBO.

The D-Wave Advantage 4.1 QA was used in this work. It has more than 5,000 qubits and 35,000 couplers arranged in a Pegasus topology. This allows for a maximum fully connected graph of 177 logical qubits [8]. This means that when a problem is sent to a quantum annealer, it must be 2-local (or quadratic) and also embed into the local topology of the annealing device. Chains of qubits, meaning multiple qubits forming a chain by adjacency may be linked together to represent a single logical qubit to aid in the embedding process. Some problems were run directly on the quantum device. However, due to the size of the problems, a quantum-classical approach was required most of the time. D-Wave’s LEAP hybrid solver [9–11] with the Advantage 4.1 device was used in this case. Largely this is not due to the raw limit on the number of qubits in the device, but rather a limitation on the connectivity of the device. When embedding problems on quantum hardware beyond a certain size, more than one physical qubit is required to represent one logical variable so that all variables which need to be adjacent in the system are. This embedding is entirely dependent on the shape of the problem and the topology of the quantum hardware using minor embedding with tools like Minorminer [12]. One can also control with the hybrid methods how long the problem is allowed to run for using the hybrid machines by specifying a time limit.

Order reduction in the context of this work is the concept of taking a polynomial unconstrained binary optimization problem and reducing its degree, generally till it is quadratic. This is important as the “natural” way to convert some problems to an unconstrained binary optimization problem is inherently of higher order. And QA, as well as some classical techniques, work only with unconstrained binary optimization problems which are at most quadratic. There exists a standard procedure for order

reduction, sometimes referred to as the Rosenberg technique [13], which works as follows.

Suppose one had the unconstrained binary optimization problem $x_1x_2x_3$. This is cubic and so to use a QA device we need to reduce it to quadratic. The idea is to replace x_1x_2 with an ancillary variable a . To do so, we need to guarantee that $a = x_1x_2$. This is achieved using the polynomial

$$x_1x_2 - 2ax_1 - 2ax_2 + 3a,$$

which is 0 whenever $a = x_1x_2$ and > 0 whenever $a \neq x_1x_2$. One should then multiply $x_1x_2 - 2ax_1 - 2ax_2 + 3a$ by a constraint weight which is larger than the minimal achievable value of the original optimization problem. For degrees larger than 3 one just iterates the above process. For $x_1x_2x_3\dots x_n$ one would use $a_1 = x_1x_2$, $a_2 = a_1x_3$ and so on in the same way as above. Additionally one should minimize the number of ancillary variables added in this way by choosing which variables to pair up carefully.

The above introduction gives a brief look into how quantum annealing works from a practical level as well as an introduction to the standard order reduction techniques when making QUBOs. In the Methods section, definitions and terminology for understanding coloring problems are provided. The MCT problem is described in more detail along with showing our novel approach on how to solve the problem using a QA device. In the following section on Ramsey theory we introduce the standard approach to turning Ramsey problems into polynomial binary optimization problems. Then describe an original method for order reduction for this problem inspired by the solution to the MCT problem. After outlining the main ideas some ways are provided to make the method more efficient. In the last section the results and conclusions made during the experiments is discussed.

2 Methods

2.1 Coloring Problem Definitions

Graph coloring problems, the kind of graphs with edges and vertices, have an illustrious history and are still an important area of research for mathematicians, computer scientists, and natural scientists alike. Coloring problems have found applications in scheduling, cartography, clustering, as well as other areas [14]. The two kinds of graph coloring problems relevant to this paper, which happen to both be edge coloring problems, are the monochromatic triangle problem (MCT) and Ramsey theory. Note all graphs in this paper will be assumed to be undirected.

The MCT is an NP-complete decision problem [15] which is defined as follows.

Definition 1. (*Monochromatic Triangle Problem*): *Given a graph G , does there exist a 2-coloring of the edges of G with no monochromatic triangle.*

To make sure all readers are on the same page in terms of terminology, we define a few of the above terms below.

Definition 2. (*n-coloring*): *Let G be a graph. An n-coloring of G is a function*

$$c : G_{edges} \rightarrow \{0, \dots, n - 1\}$$

Note that in the case of a 2-coloring we will sometimes use ‘red’ to refer to ‘0’ and ‘blue’ to refer to ‘1.’ Additionally when not otherwise stated, assume a coloring refers to a 2-coloring.

Definition 3. (*Monochromatic Triangle*): Let G be a graph. Let V be the vertices of G . Let c be a coloring of G . A monochromatic triangle is a triple of vertices in V , i, j, k , none equal, such that (i, j) , (j, k) , and (k, i) are all edges in G and $c((i, j)) = c((j, k)) = c((k, i))$.

Note that when considering a graph G , the notation (i_1, \dots, i_n) shall denote the subgraph of G which is i_1, \dots, i_n with all edges in G between them.

Ramsey theory is the study of how large graphs need to be to guarantee certain substructures appear. First we will define what a complete graph is and then we may define classical Ramsey numbers. We shall also provide some definitions for one kind of generalization of a Ramsey number.

Definition 4. (*Complete Graph*): A graph, G , is complete if for all vertices in G , v, w , with $v \neq w$, G has the edge (v, w) . Note the complete graph on n vertices shall be denoted K_n .

One should note that a monochromatic triangle is the same as what we refer to as a monochromatic K_3 and that a monochromatic K_n is defined analogously.

Definition 5. (*Classical Ramsey Number*): Let n be a positive integer. Then we define and denote the corresponding Ramsey number as

$$R(n) = \min\{m \in \mathbb{N} \mid \text{for all 2-colorings of } K_m \text{ there is a monochromatic } K_n\}$$

$R(n)$ is well-defined as Ramsey’s theorem tells us that $R(n)$ is finite for any $n \in \mathbb{N}$ [16]. Ramsey numbers are notoriously difficult to compute with a famous quote by Erdos about how humanity would have a greater chance fighting a more advanced alien species than computing certain Ramsey numbers. Only a few Ramsey numbers are known, however, $R(1) = 0$, $R(2) = 1$, $R(3) = 6$, and $R(4) = 18$. There are known upper bounds and lower bounds for all other Ramsey numbers, some more refined than others. For example, $R(5)$ is currently known to lie between 43 and 48. There are also less standard Ramsey numbers, some of which are much easier to compute than the standard ones and some of which are still quite difficult. Let’s give another definition.

Definition 6. (*General Ramsey Number*): Let G be a graph. Then we define and denote the corresponding Ramsey Number as the following.

$$R(G) = \min\{m \in \mathbb{N} \mid \text{for all 2-colorings of } K_m \text{ there is a monochromatic } G\}$$

Note that, as always in mathematics, there are further generalizations one can make, but this is sufficient for the work in this paper.

2.2 Monochromatic Triangle Problem

The monochromatic triangle problem (MCT) turns out to have a natural mapping to a QUBO structure. Consider a graph G for which one wishes to answer MCT. Then

the QUBO is,

$$\sum_{i,j,k \in G | (i,j,k) \cong \Delta} (e_{(i,j)}e_{(j,k)}e_{(i,k)} + (1 - e_{(i,j)})(1 - e_{(j,k)})(1 - e_{(i,k)}).$$

Note while this may not appear like a QUBO as it is written as a cubic, it is in fact a QUBO and when expanded out is equal to

$$\sum_{i,j,k \in G | (i,j,k) \cong \Delta} e_{(i,j)}e_{(j,k)} + e_{(j,k)}e_{(i,k)} + e_{(i,j)}e_{(i,k)} + e_{(i,j)} + e_{(j,k)} + e_{(i,k)} + 1.$$

The QUBO is easier to interpret in the cubic form however. Essentially for every possible triangle in G , the $e_{(i,j)}e_{(j,k)}e_{(i,k)}$ term will punish for an all blue coloring, while the $(1 - e_{(i,j)})(1 - e_{(j,k)})(1 - e_{(i,k)})$ term will punish for an all red coloring. The output of the summands end up being 1 if the relevant triangle is monochromatic and 0 otherwise.

Minimizing the QUBO provides an answer to MCT as if an output of 0 is achieved then the answer is yes, a coloring exists with no monochromatic triangle. If the output is > 1 then the answer is no, every coloring has a monochromatic triangle. Moreover, even if the answer to the MCT is no, minimizing the QUBO will tell you what is the minimum number of monochromatic triangles a coloring of the graph can produce. On top of this, minimizing the QUBO also provides the actual coloring which minimizes the number of monochromatic triangles.

When testing this on D-Wave’s LEAP hybrid solver we were able to match the OEIS data for minimum number of monochromatic triangles for a coloring of a complete graph on n vertices [17] for graphs with at least 60 vertices. The code was also tested and successful with several non-complete graphs as well. The QUBO used to solve the MCT here uses the same idea as one in D-Wave’s paper which computed a lower bound for $R(3)$ [18].

Two observations about this QUBO are (1) that it does not use any particular structure from triangles beyond the number of variables and (2) that it is a naturally “cubic” condition which is really quadratic. We will exploit (1) in the next subsection. For (2) we should note that “cubic” summand used above is not unique in this feature. A sufficient and necessary condition for this to occur is that the sum of the products of the coefficients of the dominant terms is 0.

3 Ramsey Theory

First it should be noted that QUBO solvers, quantum or classical, cannot guarantee optimal solutions in reasonable timeframes for sufficiently large problems. Approaching Ramsey problems of interest currently through the lens of constructing a coloring are sufficiently large, else they would not be of interest. Because of this, it must be said that any attempt of this style would have little chance of finding an exact Ramsey number. The primary use of this framework is to improve lower bounds by constructing colorings which avoid their relevant substructures. In addition one can gain empirical evidence that a Ramsey number has been found when no more colorings forbidding

certain subgraphs can be made. The most straightforward way to write a binary optimization which searches for a coloring of K_m which contains no monochromatic K_n , i.e. trying to show $R(n) > m$, is

$$\sum_{(i_1, \dots, i_n) \cong K_n} \left(\prod_{r,s=1|r<s}^n e_{(i_r, i_s)} + \prod_{r,s=1|r<s}^n (1 - e_{(i_r, i_s)}) \right).$$

This is completely analogous to what we did for the monochromatic triangle. A novel part of our approach will be how we do the order reduction. Rather than use the standard method which is listed in the background, we will use observation (1) from the previous subsection. The method will be explained using $R(4)$, which ends up with degree 6 terms. $R(n)$ for $n > 4$ can be done similarly with only slight modifications.

3.1 Order Reduction

Algorithm 1 Order Reduction for $R(4)$

```

1: procedure REDUCED QUBO GENERATION( $n$ ) ▷  $n < 18$ 
2:   QUBO = 0
3:    $i = 0$ 
4:   for  $0 \leq a < b < c < n - 1$  do ▷ MCT_QUBO() is the summand of the MCT
      QUBO
5:     QUBO = QUBO + MCT_QUBO(edge( $a, b$ ), edge( $b, c$ ), edges(( $a, b$ ), ( $b, c$ )))
6:     for  $c < d < n$  do
7:        $i = i + 1$ 
8:       QUBO = QUBO + MCT_QUBO(edge( $a, c$ ), edge( $a, d$ ), edges $_i$ (( $a, c$ ), ( $a, d$ )))
9:       QUBO = QUBO + MCT_QUBO(edge( $b, d$ ), edge( $c, d$ ), edges $_i$ (( $b, d$ ), ( $c, d$ )))
10:    end for
11:  end for
12:  Return QUBO
13: end procedure

```

We will use fig 1 as a reference picture. Consider the blue circles as edges, each representing one of the 6 edges in a K_4 . The yellow circles are ancillary variables which are added to aid in the order reduction. The green circles represent a QUBO term like the summand for the MCT QUBO. The MCT QUBO summand punishes if and only if all 3 variables are the same. To see why the QUBO outlined in Fig. 1 works, let us consider the different cases. First let us consider the monochromatic case. Assume without loss of generality that all 6 edges, the blue circles, are colored blue like they are depicted. Now let us first consider the leftmost “don’t make all 3 the same” green circle. Since both the edges in the circle are blue, the ancillary bit must be red or else the left green circle’s QUBO will output a 1 rather than a 0. The same logic holds similarly for the middle and right green circle. Thus all three ancillary bits are red. Thus the top green circle QUBO will output a 1. Hence a monochromatic

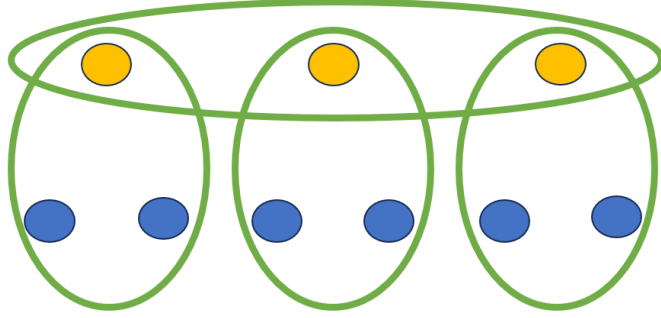


Fig. 1 $R(4)$ Order Reduction: Blue dots are variables directly representing an edge in the graph. Yellow dots are ancilla variables added to each K_4 . Green circles are MCT “not all the same” equations. The picture represents the general idea presented in this paper for order reduction in $R(4)$.

K_4 corresponds to at least a 1. Now let us consider the other case. Without loss of generality suppose the leftmost blue circle is not equal to all the other edges in color and let us assume it is red. We know by assumptions one of the other edges is blue. First assume that blue edge lies in the middle or right circle. In this case the leftmost ancillary variable can be blue while the middle or right ancillary variable can be red which allows the QUBO to still output 0. If it is not the case that a blue edge lies in the middle or right green circle, then they must all be red. Hence the middle and right ancillary variables are blue. Thus the blue edge must be in the left green circle. And so the left ancillary variable may be red without punishment. Thus the QUBO may still achieve 0. Hence the QUBO may output a 0 if and only if the edges are not monochromatic.

We can make this reduction more efficient than stated. The primary downside of this order reduction method is the need for ancillary variables. And since there are currently three variables added for every K_4 in the graph, this leads to quite a large QUBO. Any reduction in variables can be helpful. The first idea will be to use how the K_4 's overlap as they can only overlap in specific ways. A K_4 overlap can involve 1, 2, or 3 vertices which corresponds respectively to 0, 1, or 3 edge overlap. When there is a three edge overlap we can remove the need for one ancillary variable using the following method.

With Fig. 2 as reference consider the top row of red and purple dots to represent variables corresponding to the edges in the first K_4 . The blue and purple dots will represent variables corresponding to the edges in the second K_4 with the purple dots being shared edges. Note the purple dots are the three dots on the right for both the top and bottom row and purple dots in the same column are the same variable. The four yellow variables in the middle middle and middle left are ancillary variables. The pink variable on the middle right is also an ancillary variable. Each green circle encompasses three variables and represents making a “don’t make all 3 the same” QUBO with the encompassed variables. The difference between what we had before and what we have now is that one of the ancillary variables is now shared. The only situation in which our argument for validity from before must be updated is when

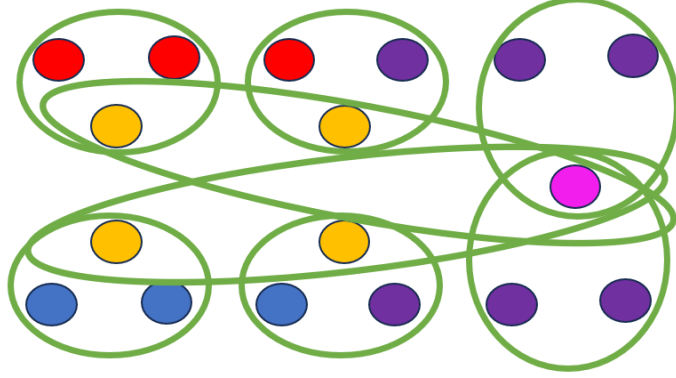


Fig. 2 $R(4)$ Variable Elimination. This figure is an illustration for how to reduce the number of variables for the order reduction method described in this paper. The figure represents two different K_4 's. With the red, blue, and purple dots representing variables directly associated to edges. The purple dots are for edges shared between the two K_4 's. The yellow and pink dots represent ancillary variables added to the K_4 . The pink dot is an ancillary variable which can be reused between certain K_4 's. Green circles are MCT "not all the same" equations.

there is the two shared variables in the same circle are different colors. In this case the ideal is that our QUBO can still output a 0 since neither K_4 is monochromatic and we will show this is the case. As there is a third purple shared variable in the middle green circles, the two middle yellow ancillary variables may be the same color, whatever is opposite of the middle circles purple variable. As the right pink ancillary variable may be either red or blue under these hypotheses, the pink ancillary variable may just be whatever is the opposite of the middle yellow ancillary variables. All the other conditions are easily satisfied.

Applying this method by considering every K_4 in K_n in numerical order and using this variable elimination technique to share ancillary variables whenever the first three vertices match allows us to use only

$$\binom{n-1}{3} + 2\binom{n}{4} + \binom{n}{2}$$

variables. To break down this equation note the $\binom{n}{2}$ is for the variables directly representing an edge in the graph, the rest are ancilla. The $2\binom{n}{4}$ term comes out as every K_4 requires two new variables as described above. A new third variable is only needed if the first three edges lexicographically in our K_4 are new, the rest of the time a variable can be reused, hence the $\binom{n-1}{3}$ term. Using the standard order reduction technique mentioned in the Introduction in a similarly efficient manner by first reducing the edges in the shared triangle leads to the larger

$$2\binom{n-1}{3} + 2\binom{n}{4} + \binom{n}{2}$$

variables. Once again the $\binom{n}{2}$ are variables directly representing an edge with the others being ancillary. The $2\binom{n}{4}$ is for the ancillary variable representing $x_1x_2x_3x_4$ and $x_1x_2x_3x_4x_5$ in each K_4 . While the term $2\binom{n-1}{3}$ is for the term representing x_1x_2 and $x_1x_2x_3$ which are repeatable between K_4 's with the same x_1, x_2, x_3 .

3.2 Precoloring

Another technique for variable reduction is to pre-color some part of the graph. The gist of the idea is to exploit known Ramsey numbers and the symmetry of K_n . There are several ways to do this. One way is to use a smaller K_i , another is with star graphs. Star graphs are one which have a central vertex and then some number of vertices radiating out from the central one. This can be seen in Fig. 3 where the central vertex is the the top one.

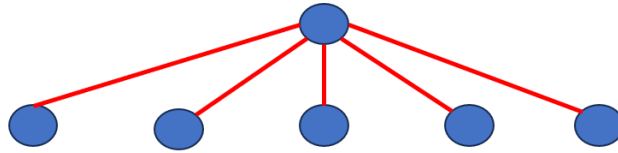


Fig. 3 Star Graph: S_5 . Pictured here to help visualize precoloring.

The standard notation for a star graph is S_n where n is the number of vertices radiating outward, so S_n has $n + 1$ vertices. As

$$R(S_n) = \begin{cases} 2n - 1 & 2|n \\ 2n & \text{else} \end{cases}$$

and taking for example K_{17} , the target graph to color for $R(4)$, we find that any coloring must have a monochromatic S_8 . Recall from Coloring Problem Definitions that $R(S_n)$ means we want that smallest complete graph which has a 2-coloring without a monochromatic S_n . Thus our goal coloring of K_{17} must have a monochromatic S_8 . As K_n is completely symmetric we may choose where S_8 goes. If we pick S_8 's center to be vertex 16 and then connect vertex 16 to vertices 0-7 we will find good synergy with our previous variable elimination technique, eliminating in this case a further

$$8 + 8\binom{8}{2} + \binom{8}{3}$$

variables. Let's say we chose the S_8 to be red which can be done as the choice between colors is currently completely symmetric. This technique may then be repeated with only a slight alteration. Consider the remaining 9 vertices not included in the S_8 chosen before. We know from Ramsey theory that in the remaining K_9 there is a monochromatic triangle. Thus we may pick a monochromatic triangle and by symmetry may choose wherever we wish to place it in the K_9 by symmetry. In this situation, however,

n	Minimum number of triangles	Simulated Annealing	Pure Quantum
5	0	0	0
6	2	2	2
7	4	4	4
8	8	8	8
9	12	12	13
10	20	20	20
11	28	28	29
12	40	40	40/41/41
13	52	52	55/55/56
14	70	70	71/72/74
15	88	88	93/93/94
16	112	112	116/116/118
17	136	136	144/144/145
18	168	168	175/175/176
19	200	200	209/211/212
20	240	240	251/252/252

Table 1 K_n MCT quantum and simulated annealing comparison. Numbers in table represent the number of monochromatic triangles that were produced using the various methods to color K_n .

we can't just set the color since the whole graph is no longer symmetric. But since we know the triangle is monochromatic, we may replace all three variables with a single variable x . Then any ancillary variables connecting two of the three variables may be set to $1 - x$. This type of process may continue until there are not enough vertices in the graph to guarantee any helpful monochromatic sub-graphs. Note the pre-coloring method as described was not fully implemented, only a single S_8 was precolored. The S_8 though was chosen to minimize the number of ancillary variables needed.

Using the methods described we were able to generate K_4 monochromatic-free colorings of K_{11} consistently, K_{12} often, and occasionally K_{13} using three minutes of D-Wave's LEAP hybrid solver. Note that K_{11} generally needs no more than 30 seconds.

4 Results and Discussion

In one experiment data was collected on how well the Advantage hardware worked with the MCT algorithm developed in this paper. Table 1 is the data from this experiment. Note each table entry was tested three times. A single number is provided if each trial resulted in the same value, while all three values are provided in increasing size in all other cases. The n column is for what K_n was being colored. As one can see simulated annealing achieved the minimum number of triangles for every n tested. The pure quantum method achieved optimal results up to K_8 and also at K_{10} . The quantum annealing results were never worse than 10% above the minimum and beyond a certain size was generally only 5% – 6% worse than the minimum. The experiment ended at $n = 20$ as the embedding time at $n = 21$ began to take too long.

In the next experiment we collected the data in Table 2 to compare MCT on non-complete graphs for simulated annealing with hybrid methods and purely quantum methods. Once again each experiment was run three times, with separate listings only if different results appeared. The graphs were randomly generated with roughly 50% edge saturation on each trial. The n column refers to the number of vertices in the

n	Simulated Annealing	Hybrid	Pure Quantum
10	0	0	0
15	0	0	3/4/13
20	0	0	16/17/19
25	0	0	30/40/48
30	0	0	78/85/101

Table 2 50% edge saturation MCT comparison. Numbers in the table represent the difference between the number of monochromatic triangles produced by the column's method versus simulated annealing on a random graph with n edges and roughly 50% edge saturation.

n	Monochromatic K_4 's
6	0
7	1/1/3
8	2/2/3
9	3/7/8

Table 3 Pure Quantum $R(4)$ computations. Numbers represent the number of monochromatic K_4 's created from coloring K_n .

graph. Simulated annealing was used as a baseline for the minimum number of triangles and the other methods are compared to simulated annealing and printed as (other method - simulated annealing). One can see that the simulated annealing and hybrid methods always agreed in our trials and presumably found the true minimum. Note the hybrid method was limited to 5 seconds a run. The purely quantum method found the same coloring as the simulated annealing and hybrid method only for $n = 10$ and the raw difference between answers got progressively worse as the graph grew larger. Once again the experiment was capped at $n = 30$ as for larger graphs the embedding time began to grow large.

The purely quantum methods were studied to understand how they performed when running the $R(4)$ Ramsey problem. Table 3 is the result. The n column refers to the n in K_n . And again, each trial was run three times. As $R(4) = 18$ the minimum value for each row is 0, however, the purely quantum runs only found this for K_6 . The number of monochromatic triangles found increased with n as is to be expected as the size of the problem grows.

Initially, the goal of this paper was to attempt to develop a method using quantum annealing to improve the lower bounds for classical Ramsey numbers. Ramsey theory finds application in a wide variety of areas through engineering, science, and math, often in surprising ways [5]. To summarize the approach described in this paper, the standard approach was taken to converting the coloring problem into a polynomial unconstrained optimization problem. One of the main novelties of the approach comes from the manner of reducing the polynomial to a quadratic, thus allowing QA to be applied. The order reduction method is derived from the solution using quantum annealing to the more basic, but still NP-complete problem called the MCT problem. The aim of this method is to produce example colorings of the graph which improve the lower bound for unknown Ramsey numbers. Using current quantum and quantum-classical methods to compute the greatest lower bound for $R(4)$ there were not enough qubits and connectivity using the methods of this paper, let alone enough qubits for

the loftier goal of improving the lower bound for $R(5)$ or $R(6)$. However, the methods were able to produce K_4 -free colorings of K_{13} as well as finding the maximal K_3 -free coloring for $R(3)$. Our methods were unable to proceed past K_{14} for K_4 -free colorings. To have a classical method of comparison, a python simulated annealing package [19] with the ideal Ramsey unconstrained binary optimization given at the beginning of the Ramsey Theory and order reduction sections. The simulated annealing had little issue finding K_4 monochromatic-free colorings of K_{15} if given a minute or two, although it was unable to do so for K_{16} or K_{17} even with five or ten minutes. The fact that the simulated annealing was so drastically out-performing D-Wave’s LEAP hybrid solver is indicative of the “naturalness” of the problem to be a QUBO. Note an important consideration for the quantum versus classical comparison of ability is that the tests were done with different equations. Simulated annealing does not require a QUBO. So the simulated annealing was solving an equation with an order of magnitude fewer variables. When simulated annealing was used on the order reduced version, the same version used for QA, the results were worse and slower than the hybrid method. Ramsey theory beyond $R(3)$ appears to naturally be of higher order than 2. This leads to a dramatic increase in variables when converting to quadratic. The simulated annealing required only 105 variables when searching for K_4 monochromatic-free colorings of K_{15} . Juxtaposing this, the proposed method when reducing the problem to a QUBO when working with K_{15} required 2967 variables. The actual required number of variables for this method may be slightly smaller as the pre-coloring idea was not optimized in the implementation. The point is that there is an order of magnitude number of variables greater than the original amount added when degree reduction was required. As such, without more advanced hardware in terms of qubit count and connectivity, an advancement in the theory, or some novel quantum-classical approach it is unlikely that QAs could be used to push the bounds of classical Ramsey Theory. Using the current methodology to compute a maximal $R(4)$ graph would require quantum hardware with the capacity for a fully connected graph of 1000 logical qubits. This number was determined as a rough proportional estimate scaling from the number of variables required for K_{13} . Then more qubits were added to the estimate to compensate for the additional work given to the classical computer which may not be feasible as the classical computation is the bottleneck from a time perspective in the hybrid method. Note also that if one wanted to use quantum annealing to compute $R(5)$ or beyond, it is at this moment unclear whether the techniques described in this paper continue to be more efficient than the standard order reduction technique described in the introduction. To determine this would require further analysis in a future paper.

A more immediately success story lies in the MCT algorithm which was a lynchpin to the Ramsey Theory algorithm. As mentioned earlier, the results produced for minimal triangle colorings of complete graphs matched known solutions. In addition an interesting observation was made when looking at minimal triangle colorings of known maximal (though notably not maximum) $R(5)$ colorings. The minimal colorings found by our hybrid runs and matching the known data, were surprisingly close to the number of triangles in those maximal $R(5)$ colorings. The minimal number of triangles in a coloring of K_{42} is 2660 and all the maximal $R(5)$ colorings of K_{42} were within 15 of

this number. Much of the success of the MCT algorithm is attributed to the ability to convert an MCT problem to a QUBO without introducing any auxiliary variables.

5 Acknowledgments

We acknowledge the Institutional Computing (IC) QCAP program at LANL for use of their D-Wave quantum computing allocation. We also acknowledge the use of the D-Wave Leap Advantage quantum computing resources. Assigned: Los Alamos Unclassified Report LA-UR-23-32688.

6 Author Contributions

J.E.P. and S.M.M. designed the project. J.E.P. performed the numerical simulations and optimizations. S.M.M. supervised the whole project. All authors contributed to the discussion, analysis of the results and the writing of the manuscript.

7 Funding

This research was supported by the U.S. Department of Energy (DOE) National Nuclear Security Administration (NNSA) Advanced Simulation and Computing (ASC) Beyond Moore's Law (BNL) program at Los Alamos National Laboratory (LANL). This research has also been funded by the LANL Laboratory Directed Research and Development (LDRD) under project number 20230546DR. JEP and SMM were funded by LANL LDRD. SMM was also funded by ASC BML. Assigned: Los Alamos Unclassified Report LA-UR-23-32688. LANL is operated by Triad National Security, LLC, for the National Nuclear Security Administration of U.S. Department of Energy (Contract No. 89233218NCA000001). The funders had no role in study design, data collection and analysis, decision to publish, or preparation of the manuscript.

8 Availability of data and materials

All author-produced code will be available upon reasonable request

References

- [1] Ushijima-Mwesigwa, H., Negre, C.F.A., Mniszewski, S.M.: Graph partitioning using quantum annealing on the D-Wave system. Proceedings of Second International Workshop on Post Moore's Era Supercomputing, 1–8 (2017) <https://doi.org/10.1145/3149526.3149531>
- [2] Negre, C.F.A., Ushijima-Mwesigwa, H., Mniszewski, S.M.: Detecting multiple communities using quantum annealing on the D-Wave system. PloS ONE **15**(2), 0227538 (2020) <https://doi.org/10.1371/journal.pone.0227538>

- [3] Akrobotu, P.D., James, T.E., Negre, C.F.A., Mniszewski, S.M.: A QUBO formulation for top- τ eigencentality nodes. *PloS ONE* **17**(7), 0271292 (2022) <https://doi.org/10.1371/journal.pone.0271292>
- [4] Pion, J.E., Negre, C.F.A., Mniszewski, S.M.: Quantum computing for a profusion of postman problem variants. *Quantum Machine Intelligence* **5**(24) (2023) <https://doi.org/10.007/s42484-023-00111-6>
- [5] Roberts, F.S.: Applications of Ramsey theory. *Discrete applied mathematics* **9**(3), 251–261 (1984)
- [6] Gasarch, W.: Fermat's last theorem, Schur's theorem (in Ramsey theory), and the infinitude of the primes. *Discrete Mathematics* **346**(11), 113336 (2023) <https://doi.org/10.1016/j.disc.2023.113336>
- [7] Lewis, M, Glover, F: Quadratic unconstrained binary optimization problem pre-processing: Theory and empirical analysis. *Networks* (2017) <https://doi.org/10.1002/net.21751>
- [8] McGeoch, C, Farré, P: The Advantage system: Performance update. D-Wave Technical Report Series (2021)
- [9] D-Wave: Hybrid solvers. Documentation (2023) <https://doi.org/docs.ocean.dwavesys.com/en/stable/overview/hybrid.html>
- [10] D-Wave: D-Wave hybrid solver service: An overview. D-Wave Whitepaper Series (2020)
- [11] D-Wave: Hybrid solvers for quadratic optimization. D-Wave Whitepaper Series (2022)
- [12] D-Wave: minorminer. Documentation (2023) https://doi.org/docs.ocean.dwavesys.com/en/stable/docs_minorminer/source/sdk_index.html
- [13] Avradip Mandal, S.U. Arnab Roy, Ushijima-Mwesigwa, H.: Compressed quadratization of higher order binary optimization problems. *arXiv* (2020) <https://doi.org/10.48550/arXiv.2001.00658>
- [14] Ahmed, S.: Applications of graph coloring in modern computer science. *International Journal of Computer and Information Technology* **03** (2012) [https://doi.org/ISSN2078-5828\(PRINT\),ISSN2218-5224\(ONLINE\)](https://doi.org/ISSN2078-5828(PRINT),ISSN2218-5224(ONLINE))
- [15] Garey, M.: *Computers and intractability : a guide to the theory of NP-completeness*. Kahle/Austin Foundation (1979)
- [16] Ramsey, F.: On a problem of formal logic. *Proceedings of the London Mathematical Society* (1930) <https://doi.org/10.1112/plms/s2-30.1.264>

- [17] OEIS: Multiplicity of K_3 in K_n a014557. OEIS Foundation Inc (2023) <https://doi.org/https://oeis.org/A014557>
- [18] Bian, Z., Chudak, F., Macready, W.G., Clark, L., Gaitan, F.: Experimental determination of Ramsey numbers. *Physical Review Letters* **111** (2013) <https://doi.org/10.1103/PhysRevLett.111.130505>
- [19] Perry, M.: simanneal. GitHub repository (2020) <https://doi.org/github.com/perrygeo/simanneal>