

Estimation for multistate models subject to reporting delays and incomplete event adjudication

BY K. BUCHARDT

AP Pension, Østbanegade 135, DK-2100 Copenhagen Ø, Denmark
kristian@buchardt.net

C. FURRER

*Department of Mathematical Sciences, University of Copenhagen, Universitetsparken 5,
DK-2100 Copenhagen Ø, Denmark*
furrer@math.ku.dk

O.L. SANDQVIST

*Department of Mathematical Sciences, University of Copenhagen, Universitetsparken 5,
DK-2100 Copenhagen Ø, Denmark*
oliver.s@math.ku.dk

SUMMARY

Complete observation of event histories is often impossible due to sampling effects such as right-censoring and left-truncation, but also due to reporting delays and incomplete event adjudication. This is for example the case during interim stages of clinical trials and for health insurance claims. In this paper, we develop a parametric method that takes the aforementioned effects into account, treating the latter two as partially exogenous. The method, which takes the form of a two-step M-estimation procedure, is applicable to multistate models in general, including competing risks and recurrent event models. The effect of reporting delays is derived via thinning, extending existing results for Poisson models. To address incomplete event adjudication, we propose an imputed likelihood approach which, compared to existing methods, has the advantage of allowing for dependencies between the event history and adjudication processes as well as allowing for unreported events and multiple event types. We establish consistency and asymptotic normality under standard identifiability, integrability, and smoothness conditions, and we demonstrate the validity of the percentile bootstrap. Finally, a simulation study shows favorable finite sample performance of our method compared to other alternatives, while an application to disability insurance data illustrates its practical potential.

Some key words: Event history analysis; incomplete event adjudication; reporting delay; thinning; two-step M-estimation.

1. INTRODUCTION

Longitudinal biometric data, such as those arising from clinical trials, epidemiological studies, and insurance policies, consists of records on the occurrence and timing of certain events. The analysis of such data is typically referred to as event history analysis. Complete observation of the event history is often rendered impossible due to sampling effects, both missingness and

contamination. These broadly fall into two categories: those that stem from having access to only a finite observation window, and those that stem from not being able to observe the process fully during that observation window. The former encompasses different forms of censoring and truncation, while the latter concerns situations where information about individuals under study is not up to date or correct; this may for example be due to periodic sampling, reporting delays, or incomplete event adjudication. Incomplete event adjudication refers to the situation where it is undetermined, at the time of analysis, whether some reported events satisfy a predetermined criteria for being true events. Ignoring these mechanisms leads to misleading and biased analyses. Censoring and truncation are most fundamental to the field of event history analysis and have so far received the most attention. Our main focus is on handling reporting delays and incomplete event adjudication in the estimation of the conditional hazards of a multistate model. However, we also allow for right-censoring and left-truncation. Periodic sampling may in many cases be seen as a special case of reporting delays, since the duration from the occurrence of the event to the next sampling time constitutes a reporting delay. Our goal is to use the available information to obtain as reliable estimates as possible. The available information consists of event dates and their corresponding event types, reporting delays, and adjudication information, but only for those events that are reported before the time of analysis.

A naive way to accommodate reporting delays is back-censoring, see Casper & Cook (2012). Here, the right-censoring date is set back by some fixed amount, corresponding to only using data that is older than a given date. The approach does not introduce systematic bias if the right-censoring time is set back by an amount larger than the longest delay, but is inefficient in that it may discard many observations. Since observations for later times are discarded, tail-estimates and trends may be especially impaired. More efficient approaches have been proposed for survival models, see Hu & Tsiatis (1996) and Van der Laan & Hubbard (1998), and recurrent event models, see Kalbfleisch & Lawless (1989), Pagano et al. (1994), Becker & Cui (1997), Casper & Cook (2012), and Verbelen et al. (2022). Inverse probability of censoring weighting is the most popular approach, but other approaches include an EM-algorithm for a multinomial model in Pagano et al. (1994), maximum likelihood via thinning of a Poisson process in Kalbfleisch & Lawless (1989), and a mix of these in Verbelen et al. (2022). In most of the aforementioned works, the marginal mean of the counting process is modeled, except in Kalbfleisch & Lawless (1989) and Verbelen et al. (2022) where hazards are modeled. Finally, some works take estimation of the reporting delay distribution as the main focus and either forgo estimation of the event hazards, see Lagakos et al. (1988) and Kalbfleisch & Lawless (1991), or use simple methods to adjust the event rates after estimating the reporting delay distribution, see Esbjerg et al. (1999). The incorporation of reporting delays has, to the best of our knowledge, not hitherto been studied for general multistate models.

For incomplete event adjudication, both incorporating all unrefuted events or restricting to only confirmed events leads to systematic biases if there are any unadjudicated events at the time of analysis. A simple but inefficient solution is to use only confirmed events or all unrefuted events while back-censoring. For the method to be unbiased, one has to back-censor by more than the maximal sum of the reporting and processing delays, in which case the unrefuted and confirmed events are the same. Other approaches are explored in Cook (2000), Cook & Kosorok (2004), and Bladt & Furrer (2023), but only for single events and using methods that do not easily generalize to hazard estimation for multistate models, and where it is either not specified how the distribution of the adjudication outcomes changes as more information becomes available or it is assumed that it only depends on the information that was available at the event time. In addition, limited attention was given to the estimation of the adjudication probabilities: Cook

(2000) and Cook & Kosorok (2004) suggest logistic regression, while Bladt & Furrer (2023) base their analysis on expert judgments on event adjudication.

In this paper, we provide a parametric approach that encompasses both reporting delays and incomplete event adjudication and which applies to hazard estimation for multistate models in general, including competing risks and recurrent event models. An example of where such data arises is disability insurance. Here, disabilities only become known to the insurer when they are reported by the insured, at which point the event date also becomes known, as it determines the date from which the insured is eligible for disability benefits. Adjudication is performed primarily by the insurer, who considers whether the claim satisfies the criteria for disability benefits and determines at what stage the insured has recovered sufficiently to terminate benefits. This is often complicated by the need to obtain clinical assessments of the claimed disability. Hazard estimation is important in this application since regulation compels the insurer to set aside capital to cover expected future costs, so-called reserving, which should update with the observed event history. Hazards are also commonly used in insurance pricing. In our data application, we therefore estimate relevant hazards in a disability model.

Another area of application is during interim stages of large-scale clinical trials. Hazard estimation is often performed in such interim stages to check early indications of treatment effects, design assumptions, and to reassess sample size requirements, see the discussions in Cook (2000), Cook & Kosorok (2004), and Casper & Cook (2012). Timely estimates are usually demanded by data monitoring committees, steering committees, and sponsors, but may be challenging to provide if there are reporting delays and incomplete event adjudication. Reporting delays are often present due to the administrative set-up used to inform the statisticians or due to the incubation time of a disease. Furthermore, when events are complex, it is common to have an event classification committee that meets a few times during the study and at its completion to decide whether events are valid. Events that are reported between meetings of the committee are therefore unadjudicated until the next meeting. Finally, nowcasting and forecasting of epidemics, see for example Noufaily et al. (2016), Psotka et al. (2020), and Stoner et al. (2023), could also constitute relevant areas of application.

In comparison to our parametric approach, and building on some of the abovementioned references, a 2014 University of Wisconsin-Madison Department of Statistics PhD thesis by B. Schwefel provides a non-parametric approach for the marginal mean of a counting process that counts the first jump of a recurrent event model. For the applications we have in mind, we find a parametric approach to be advantageous for two reasons. First, the baseline covariates and event history may have large effects on the distribution of future jumps, while jumps are relatively rare and the signal-to-noise ratio is low. Existing expert knowledge may guide the parametric specification and hereby counteract these challenges. Second, we may often want to extrapolate the estimates to times and durations that exceed the observation window. In addition, regularization seems unnecessary as the dimension of the baseline covariates and event history in many applications is small relative to the number of observations. These considerations hold true both for the parameters of interest, being those related to the biometric events, and the nuisance parameters related to the reporting delay and adjudication processes.

In our approach, the effect of reporting delay on the hazard is derived via thinning. In contrast to Poisson models, the hazards are not simply scaled by the reporting delay distribution, but by a more complicated expression. This is because the survival probabilities differ in the original and thinned multistate models. However, when the hazards are small, this complication may approximately be neglected, leading to expressions comparable with those found in Kalbfleisch & Lawless (1989). This simplifies the estimation algorithm considerably and may be used to obtain good starting values for further optimization, which is an important computational in-

sight. Incomplete event adjudication can be formulated as a missing-data problem even after having thinned with reporting delays. This naturally leads to an imputation-type estimator. We show that the hazard parameter estimators are consistent and asymptotically normal under suitable regularity conditions and that they may be bootstrapped. The finite sample performance of the proposed method is assessed via simulations. Subsequently, the methods are used to model disabilities in a new data set that is based on a large Danish insurance portfolio.

2. MODEL SPECIFICATION

We consider a time-continuous multistate model with states $1, \dots, J$, which may be represented by a marked point process $(T_m^*, Y_m^*)_{m \geq 1}$, where $T_m^* \in (0, \infty]$ are jump-times and $Y_m^* \in \{1, \dots, J\}$ are jump-marks. Let $J^*(t)$ denote the time t event history, containing the events that have occurred up until and including time t . The multistate model may equivalently be represented by a multivariate counting process N^* with components N_{jk}^* , so that $N_{jk}^*(t)$ counts the number of transition from state j to state k in the interval $[0, t]$. Let X be baseline covariates, including for instance the initial state, taking values in a subset of \mathbb{R}^p . We suppose that N_{jk}^* satisfies a general intensity model

$$E\{N_{jk}^*(dt) \mid \mathcal{F}_{t-}^*\} = \lambda_{jk}^*(t; X, \theta_0) dt = I_j^*(t) \mu_{jk}^*\{t; J^*(t-), X, \theta_0\} dt, \quad (1)$$

where \mathcal{F}^* is the filtration generated by N^* and X , where $I_j^*(t)$ is the indicator that the last mark in $J^*(t-)$ is j , and where θ_0 belongs to the parameter set Θ which we assume is a subset of a Euclidean space. We seek to estimate θ_0 , but subject to various forms of missingness and contamination. First, the observation of jumps is subject to delays. Second, not all jump-times, jump-marks, and delays are observed due to random left-truncation and right-censoring. Finally, some reported jumps are annulled due to incomplete event adjudication. In the following, we describe these mechanisms in more detail.

Let $\eta > 0$ be the deterministic time where the statistical analysis is conducted. Denote by $U_m^* \in [0, \infty)$ the random reporting delay associated with the m 'th jump. We form a new thinned marked point process $(T_m, Y_m)_{m \geq 1}$ from $(T_m^*, Y_m^*)_{m \geq 1}$ by deleting all jumps with $T_m^* + U_m^* > \eta$. Let $(U_m)_{m \geq 1}$, J and N_{jk} be respectively the reporting delays, event history and counting processes associated with $(T_m, Y_m)_{m \geq 1}$. Throughout, we make the following assumption:

Assumption 1. Reporting is monotone, meaning $T_m^* + U_m^* \leq T_{m+1}^* + U_{m+1}^*$.

Assumption 1 is closely related to the concept of monotone missingness from the missing data literature, confer with Little (2021), which says that if the m 'th event of an ordered set of events is missing, then so is the $(m+1)$ 'th, the $(m+2)$ 'th, and so on. Dropping this assumption would lead to a substantial increase in complexity, since even if $T_m < \infty$, there might still be a disagreement between $J^*(T_m)$ and $J(T_m)$.

Observation of N is, as mentioned, also subject to left-truncation and right-censoring. To be precise, there is a random right-censoring time $C \leq \eta$, which could for example be the drop-out time of the subject, and a random left-truncation time $V < C$, so that the subject only enters the study if some event A has occurred prior to V . As an example, V could be the time the subject enters the trial, and the event A could be that the subject is still alive at this point in time. Let $(T_m^c, Y_m^c)_{m \geq 1}$ be $(T_m, Y_m)_{m \geq 1}$ but where jumps outside of $(V, C]$ are deleted and let $(U_m^c)_{m \geq 1}$, N_{jk}^c , and J^c be the corresponding reporting delays, counting processes, and event history, respectively. We introduce the filtrations $\mathcal{F}_t = \sigma\{X, (T_m, Y_m) : T_m \leq t\}$ and $\mathcal{F}_t^c = \sigma\{X, \mathcal{G}, C \wedge t, (T_m^c, Y_m^c) : T_m^c \leq t\}$, where \mathcal{G} is left-truncation information satisfying $A \in \mathcal{G}$ and V is \mathcal{G} -measurable; the delays are not included in these filtrations as the influence

of prior delays on the intensities is not of interest when estimation of μ_{jk}^* is the final goal. Also, these filtrations are not directly observable (for instance, T_m is reported at time $T_m + U_m$, but already enters in the filtrations at time T_m), but they play a technical role in allowing us to formulate a criterion function from which to construct estimators. The following assumption, which we make throughout, is comparable with the assumption of independent filtering, confer with Section III.4 in Andersen et al. (1993).

Assumption 2. Left-truncation and right-censoring are independent in relation to the marked point process $(T_m, Y_m)_{m \geq 1}$ in the sense that

$$E\{N_{jk}^c(dt) \mid \mathcal{F}_{t-}^c; A\} = 1_{(V,C]}(t)E\{N_{jk}(dt) \mid \mathcal{F}_{t-}\},$$

where the notation on the left-hand side signifies conditioning on both \mathcal{F}_{t-}^c and A .

Note that we allow for jumps to be reported between the right-censoring time C and the time of analysis η ; this choice is appropriate for actuarial applications. In other applications, such as for medical trials, thinning according to $T_m^* + U_m^* > C$ might be more appropriate, as patients may be completely lost to follow-up at C . We stress that the results of this paper then still apply upon changing η to C in the reporting delay distribution, but under the additional assumption that C is independent of $(T_m^*, Y_m^*)_{m \geq 1}$. Furthermore, in some applications it might be relevant to also allow for periodic, but immediate, ascertainment of the current state. This has been explored for a survival model in Hu & Tsiatis (1996). We do not pursue this extension.

The third and final mechanism relates to incomplete event adjudication. The idea is to think of $(T_m^c, Y_m^c)_{m \geq 1}$ as obtained by thinning another marked point process $(\tilde{T}_m, \tilde{Y}_m)_{m \geq 1}$ accompanied by delays $(\tilde{U}_m)_{m \geq 1}$ satisfying $\tilde{T}_m + \tilde{U}_m \leq \eta$. To be precise, if $\xi_m \in \{0, 1\}$ is the adjudication outcome of the m 'th event, then $(T_m^c, Y_m^c)_{m \geq 1}$ is formed from $(\tilde{T}_m, \tilde{Y}_m)_{m \geq 1}$ by deleting all jumps with $\xi_m = 0$. Incomplete event adjudication thus becomes a missing data problem for the adjudication outcomes $(\xi_m)_{m \geq 1}$. The full available information is thus

$$\mathcal{H}_t^{\text{obs}} = \sigma\{X, \mathcal{G}, C \wedge t, (\tilde{T}_m, \tilde{Y}_m, \tilde{U}_m, \mathcal{A}_{m,t}) : \tilde{T}_m + \tilde{U}_m \leq t\},$$

where $\mathcal{A}_{m,t}$ is a filtration representing adjudication information, such that when σ_m is the time where ξ_m becomes known, then σ_m is an $\mathcal{A}_{m,t}$ -stopping time and ξ_m is \mathcal{A}_{m,σ_m} -measurable. Apart from σ_m and ξ_m , the filtration $\mathcal{A}_{m,t}$ may contain additional covariates that affect adjudication probabilities. One could easily extend the setup slightly by allowing the left-truncation information in \mathcal{H}^{obs} to be any information that upon adjudication contains \mathcal{G} , but introducing these adjudication outcomes would come at the cost of slightly more notation.

The following assumption serves to reduce the modeling task:

Assumption 3. Only the most recent jump of $(\tilde{T}_m, \tilde{Y}_m)_{m \geq 1}$ may be unadjudicated at any given time, meaning $\sigma_m \leq \tilde{T}_{m+1} + \tilde{U}_{m+1}$.

No mathematical issues would arise from removing this assumption, but one would then need to find suitable estimators for the joint distribution of the adjudication outcomes instead of for single outcomes.

We also introduce a restricted (non-monotone) information $\mathcal{H}_t \subset \mathcal{H}_t^{\text{obs}}$, which we use as the conditioning information in the distribution of the adjudication outcomes. The point is that it may sometimes be convenient to have the option to use less information than all available information. It is important that the restricted information contains the confirmed jumps so that they are not treated as missing values, but which additional information one lets the adjudication probabilities depend on is optional. As will be seen in Section 3, \mathcal{H}_t is needed for all $t \leq \eta$ to estimate the

adjudication model, while \mathcal{H}_η is sufficient to estimate the reporting delays and biometric hazards. Denote by $\langle t \rangle$ the number reported jumps of $(\tilde{T}_m, \tilde{Y}_m)_{m \geq 1}$ before time $C \wedge t$. We find a natural choice of \mathcal{H}_t to be

$$\mathcal{H}_t = \sigma\{X, \mathcal{G}, C \wedge t, (\tilde{T}_m, \tilde{Y}_m), (\tilde{T}_{\langle t \rangle}, \tilde{Y}_{\langle t \rangle}), \tilde{U}_{\langle t \rangle}, \mathcal{A}_{\langle t \rangle, t} : \tilde{T}_m + \tilde{U}_m \leq t, \xi_m = 1, m < \langle t \rangle\}$$

consisting of the confirmed jumps by time t as well as the most recent reported jump with its reporting delay and adjudication information; information about prior reporting delays and adjudication processes is thus removed.

It is worth noting that we place no assumption on the distribution and dependencies of $(\tilde{T}_m, \tilde{Y}_m)_{m \geq 1}$ apart from those inherited from $(T_m^c, Y_m^c)_{m \geq 1}$. Likewise, we do not want to impose criteria for how our process of interest $(T_m^*, Y_m^*)_{m \geq 1}$ would be affected by subsampling on adjudication information or reporting delays. We therefore choose to treat incomplete event adjudication and reporting delays as partially exogenous mechanisms. This naturally leads to a two-step method, where the first step concerns incomplete event adjudication and reporting delays, while the second step involves estimation of θ_0 . The method is outlined in Section 3, and the main theoretical results, including weak consistency and asymptotic normality, are given in Section 4. An alternative approach, which we describe in more detail in the supplementary material, incorporates the delays in the second step; this improves efficiency, but comes at the cost of additional independence assumptions.

3. ESTIMATION

3.1. General considerations

For our two-step method, we propose a two-step M-estimation procedure. Results on the asymptotics of such procedures may be found in Murphy & Topel (1985) and Newey & McFadden (1994) for the parametric case and Ichimura & Lee (2010), Kristensen & Salanié (2017), and Delsol & Van Keilegom (2020) for the semiparametric case. We start by introducing the nuisance parameters, and postpone the discussion of concrete estimators to Subsection 3.2. The true distribution function of U_m given $J(T_m)$ and X is denoted $t \mapsto \text{pr}_U\{t; J(T_m), X, f_0\}$ for some parameter f_0 . That the components of $(U_m)_{m \geq 1}$ may have different distributions is captured by the index m in the conditioning variable $J(T_m)$; a more explicit but messy notation could have been pr_{U_m} . We similarly suppose that the true distribution of the adjudication outcome $\xi_{\langle t \rangle}$ given \mathcal{H}_t may be parameterized by a parameter g_0 . The parameter set for (f, g) is assumed to be on a product space form $\mathbb{F} \times \mathbb{G}$. We treat f and g as nuisance parameters and θ as the parameter of interest.

For notational clarity, we henceforward suppress the baseline covariates and use the symbol \cdot to signify summation of the corresponding index. Disregarding for a moment incomplete event adjudication, and fixing the parameter of the distribution of the reporting delays at f , we obtain from Assumption 2 the partial likelihood $L(\theta; f)$ for one subject under \mathcal{F}_η^c as the following product integral

$$L(\theta; f) = \prod_{t=V}^C \prod_{j=1}^J \left\{ \prod_{k \neq j} \Lambda_{jk}(dt; \theta, f)^{\Delta N_{jk}(t)} \right\} \left\{ 1 - \Lambda_{j\cdot}(dt; \theta, f)^{1 - \Delta N_{j\cdot}(t)} \right\},$$

where Λ_{jk} is the appropriate compensator of N_{jk} ; in particular,

$$\Lambda_{jk}(dt; \theta_0, f_0) = E\{N_{jk}(dt) \mid \mathcal{F}_{t-}\}.$$

The problem now is to find an expression for Λ_{jk} so that θ_0 can be estimated. Denote the corresponding log-likelihood by $\ell(\theta; f) = \log L(\theta; f)$. Seeking a tractable expression of this likelihood in terms of (1), we introduce the weighted hazard

$$\nu_{jk}\{t; J(t-), \theta, f\} = \mu_{jk}^*\{t; J(t-), \theta\} \text{pr}_U[\eta - t; \{J(t-), t, k\}, f]$$

with $\{J(t-), t, k\}$ being the event history containing the jumps $J(t-)$ and (t, k) . Let V_t denote the duration pertaining to the most recent jump of $(T_m, Y_m)_{m \geq 1}$, let $I_j(t)$ be the indicator that the last mark in $J(t-)$ is j , and introduce the survival probability $P^*\{t; J(t-), \theta\}$ satisfying

$$I_j(t)P^*\{t; J(t-), \theta\} = I_j(t) \exp\left[-\int_{t-V_{t-}}^t \mu_{j\cdot}^*\{s; J(s-), \theta\} ds\right].$$

In the supplementary material, we derive the following result.

LEMMA 1. *It holds that $\Lambda_{jk}(dt; \theta, f) = I_j(t)\mu_{jk}\{t; J(t-), \theta, f\} dt$ with*

$$\mu_{jk}\{t; J(t-), \theta, f\} = \frac{1 - \int_{t-V_{t-}}^t P^*\{s; J(s-), \theta\} \mu_{j\cdot}^*\{s; J(s-), \theta\} ds}{1 - \int_{t-V_{t-}}^t P^*\{s; J(s-), \theta\} \nu_{j\cdot}\{s; J(s-), \theta, f\} ds} \nu_{jk}\{t; J(t-), \theta, f\}.$$

In the next subsection, we argue that the first term is often negligible, so that the approximation $\mu_{jk}\{t; J(t-), \theta, f\} \approx \nu_{jk}\{t; J(t-), \theta, f\}$ is reasonable. In this case, maximization of the partial log-likelihood $\ell(\theta; f)$ for fixed f is standard.

We now return to the problem that $\ell(\theta; f)$ is actually not computable using the available information $\mathcal{H}_\eta^{\text{obs}}$ due to incomplete event adjudication. Furthermore, estimation of f based on $\ell(\theta; f)$ is inefficient since it only utilizes $(T_m, Y_m)_{m \geq 1}$ and not $(U_m)_{m \geq 1}$. We therefore propose two-step M-estimation. Denote by Z_i^{obs} and Z_i ($i = 1, \dots, n$) the subject i outcomes of $\mathcal{H}_\eta^{\text{obs}}$ and \mathcal{H}_η respectively, and let Z^{obs} and Z be corresponding generic outcomes. Assume Z_i^{obs} are independent and identically distributed, which implies that the same holds for Z_i . We specify the objective function to be the imputed likelihood $\ell(Z, \theta; f, g) = E_g\{\ell(\theta; f) \mid Z\}$ based on the expectation when the adjudication parameter is g . Our two-step procedure is:

1. Estimate (f_0, g_0) by (\hat{f}_n, \hat{g}_n) using suitable estimators based on $(Z_i^{\text{obs}})_{i=1}^n$.
2. Estimate θ_0 by $\hat{\theta}_n = \arg \max_\theta \sum_{i=1}^n \ell(Z_i, \theta; \hat{f}_n, \hat{g}_n)$.

This is motivated by the observation $E\{\ell(Z, \theta; f_0, g_0)\} = E\{\ell(\theta; f_0)\}$, which is maximized in $\theta = \theta_0$. Recall that $\mathcal{H}_\eta^{\text{obs}}$ and \mathcal{H}_η are such that only $\xi_{(\eta)}$ can be missing in $\ell(\theta; f)$, and that we wish to use adjudication probabilities based on the information \mathcal{H}_η instead of $\mathcal{H}_\eta^{\text{obs}}$, leading us to condition on Z instead of Z^{obs} in the objective function. We therefore let $w(1, Z; g) = E_g\{\xi_{(\eta)} \mid Z\}$ and $w(0, Z; g) = 1 - w(1, Z; g)$. Write $\ell(\theta; f) = \ell(\theta; f, \xi_{(\eta)})$, where the last argument signifies whether the jump $(\tilde{T}_{(\eta)}, \tilde{Y}_{(\eta)})$ is included in the likelihood or not. We thus have

$$\ell(Z, \theta; f, g) = w(0, Z; g)\ell(\theta; f, 0) + w(1, Z; g)\ell(\theta; f, 1). \quad (2)$$

In Subsection 3.2, we outline the first step, while Subsection 3.3 is dedicated to the second. The derivation of asymptotic properties is postponed to Section 4.

Remark 1. Limiting the class of hazards to those satisfying $E\{\frac{d}{d\theta}\ell(\theta; f_0)\} = 0$ if and only if $\theta = \theta_0$ is too restrictive, so the problem can in many cases not be transformed into a Z-estimation problem. However, once consistency is shown, this transformation is often possible by working in a small neighborhood of θ_0 .

3.2. Estimation of f and g

Consistency of the nuisance parameter estimators \hat{f}_n and \hat{g}_n is needed in order to achieve consistency of $\hat{\theta}_n$ and these estimators generally need to converge at an $n^{1/4}$ -rate in order to obtain asymptotic normality of $\hat{\theta}_n$, see Theorem 2 of Chen et al. (2003). Since we for f need the reporting delay distribution conditional only on previous values of $(T_m, Y_m)_{m \geq 1}$ as opposed to $(\tilde{T}_m, \tilde{Y}_m)_{m \geq 1}$, we also employ two-step M-estimation for the nuisance parameters, first constructing \hat{g}_n and then estimating \hat{f}_n using a suitable objective function weighted with the adjudication probabilities. We focus on the case where f and g are parametric, but discuss nonparametric estimation in the concluding remarks. Practical aspects of the implementation are discussed in the supplementary material. The $n^{1/4}$ -rate is obtained with plenty to spare, since parametric models under regularity and correct specifications admit $n^{1/2}$ -rates.

We first consider estimation of g . Since there is a natural time dependence in adjudication processing, and since there is no obvious need for infinite-variation processes, we choose to model the adjudication information $\mathcal{A}_{m,t}$ of the m 'th reported jump as being generated by a marked point process $(\tau_{m,\ell}, Y_{m,\ell})_{\ell \geq 1}$ with finite state space $1, \dots, K$. The time σ_m is then specified as a first hitting time of a subset of the states $1, \dots, K$, and the value of ξ_m implied by hitting one of these states is non-random. The corresponding counting processes are denoted $N_{m,jk}$ and the indicator that the process is in state j at time $t-$ is denoted $I_{m,j}(t)$. This multistate model starts when the corresponding jump is reported and ends when the next jump is reported, meaning $\tilde{T}_m + \tilde{U}_m < \tau_{m,\ell} \leq \tilde{T}_{m+1} + \tilde{U}_{m+1}$ for all ℓ . We choose a log-likelihood type objective function for g and parameterize via conditional hazards $\omega_{jk}(t; \mathcal{H}_{t-}, g)$ given \mathcal{H}_{t-} , that is

$$\ell_{\xi}(Z^{\text{obs}}, g) = \sum_{m=1}^{\langle \eta \rangle} \sum_{j,k=1}^K \int_0^{\eta} \log \omega_{jk}(t; \mathcal{H}_{t-}, g) N_{m,jk}(dt) - \int_0^{\eta} I_{m,j}(t) \omega_{jk}(t; \mathcal{H}_{t-}, g) dt.$$

Note that the log-likelihood depends on \mathcal{H}_t for all $t \leq \eta$; this information is contained in $\mathcal{H}_{\eta}^{\text{obs}}$ but not in \mathcal{H}_{η} . Estimation now proceeds by maximizing $\sum_{i=1}^n \ell_{\xi}(Z_i^{\text{obs}}, g)$ with respect to g over a suitable parametric class. This maximization is standard. Other modeling choices for g are possible, and while our proofs of the asymptotic properties utilize this specific choice, they can easily be adapted to a wider range of models.

We now consider estimation of f . Disregarding incomplete event adjudication for a brief moment, and using that U_m^c is right-truncated at $\eta - T_m^c$, the log-likelihood for the reporting delays becomes $\ell_U(f) = \sum_{m=1}^{N_c(\eta)} \log [\text{pr}_U\{dU_m^c; J^c(T_m^c), f\} / \text{pr}_U\{\eta - T_m^c; J^c(T_m^c), f\}]$. Similar to Kalbfleisch & Lawless (1991), we introduce the reverse time hazard $\alpha\{s; J^c(T_m^c), f\} = \text{pr}_U\{ds; J^c(T_m^c), f\} / \text{pr}_U\{s; J^c(T_m^c), f\}$ and write the distribution function in terms of the reverse time hazard $\text{pr}_U\{t; J^c(T_m^c), f\} = \exp[-\int_t^{\infty} \alpha\{s; J^c(T_m^c), f\} ds]$. Then

$$\ell_U(f) = \sum_{m=1}^{N_c(\eta)} \log \alpha\{U_m^c; J^c(T_m^c), f\} - \int_{U_m^c}^{\eta - T_m^c} \alpha\{s; J^c(T_m^c), f\} ds.$$

Returning to incomplete event adjudication, we analogously to $\ell(\theta; f, \xi_{(\eta)})$ write $\ell_U(f) = \ell_U(f; \xi_{(\eta)})$ and let the objective function for f be the imputed likelihood $\ell_U(Z, f; g) = E_g\{\ell_U(f) | Z\} = w(0, Z; g)\ell_U(f; 0) + w(1, Z; g)\ell_U(f; 1)$. For a given estimator \hat{g}_n , one can now find \hat{f}_n via maximization of $\sum_{i=1}^n \ell_U(Z_i, f; \hat{g}_n)$ with respect to f over a suitable parametric class.

3.3. Estimation of θ

The estimator $\hat{\theta}_n$ was described in Subsection 3.1. Evaluating $\ell(\theta; f)$ is costly due to the repeated numerical integration required. This would be further compounded when evaluating the score, and we hence opt for derivative-free maximization. To limit the number of evaluations required, a quasi-Newton method such as the BFGS-algorithm seems well-suited. For this algorithm to perform well, one needs a good starting value for θ . We here describe one approach to overcoming this problem.

The first factor in Lemma 1 introduces cumbersome non-linearities in the likelihood as a function of the underlying hazard μ^* . It is straightforward to show that this factor is bounded above by 1 and below by $P^*\{t; J(t-), \theta\}$. We impose additional smoothness in order to derive a second order error bound. Assumption 4 is not used elsewhere in the paper, but similar assumptions are made when deriving asymptotic properties of the estimators.

Assumption 4. As a function of s , the hazards $\mu_{jk}(s; J, \theta, f)$ and $\nu_{jk}(s; J, \theta, f)$ are continuous and almost everywhere continuously differentiable.

A Taylor-expansion now shows that $\mu_{jk}\{t; J(t-), \theta, f\} = \nu_{jk}\{t; J(t-), \theta, f\} + \text{err}(t)$ with a crude bound $|\text{err}(t)| \leq V_{t-} \times \sup_{s \in [t-V_{t-}, t]} \mu_{jk}^*\{s; J(s-), \theta\}^2$. When the hazard μ^* is known to be small and the duration V_{t-} is not too large, we thus obtain a good approximation by using $\nu_{jk}\{s; J(s-), \theta, f\}$ in place of $\mu_{jk}\{s; J(s-), \theta, f\}$ as the error of doing so is a second order term. We call this a Poisson approximation, since the approximate hazard ν_{jk} has a similar form to the one found in the Poisson process setup of Kalbfleisch & Lawless (1989). The corresponding approximate likelihood $\ell^{\text{app}}(\theta; f)$ reads

$$\begin{aligned} \ell^{\text{app}}(\theta; f) &= \sum_{j,k=1}^K \int_V^C \log \mu_{jk}^*(t; J(t-), \theta) dN_{jk}(t) \\ &\quad - \int_V^C I_j(t) \mu_{jk}^*(t; J(t-), \theta) \text{pr}_U(\eta - t; (J(t-), t, k), f) dt. \end{aligned}$$

Analogously to (2), we introduce the imputed version $\ell^{\text{app}}(Z, \theta; \hat{f}_n, \hat{g}_n)$. Maximization of the approximate likelihood is significantly simpler than the true likelihood; computationally, the approximate case is the same as a standard multistate likelihood, but where the contribution of a given path is weighted by a number between zero and one, confer with (2), and where the exposure is reduced based on the closeness to the time of analyses via the reporting delay distribution. To summarize:

- Step 0:* Obtain estimates \hat{f}_n and \hat{g}_n using, for instance, the estimators from Subsection 3.2.
- Step 1:* Obtain an initial estimate $\hat{\theta}_n^{\text{app}} = \arg \max_{\theta} \sum_{i=1}^n \ell^{\text{app}}(Z_i, \theta; \hat{f}_n, \hat{g}_n)$.
- Step 2:* Find $\hat{\theta}_n = \arg \max_{\theta} \sum_{i=1}^n \ell(Z_i, \theta; \hat{f}_n, \hat{g}_n)$ using a quasi-Newton algorithm with starting value $\hat{\theta}_n^{\text{app}}$.

Practical aspects of the implementation are discussed in the supplementary material.

Remark 2. If one had started by imposing the generalized Cox model of Dabrowska (1997) instead of a parametric model, the derivation of the hazard in the thinned marked point process would be unchanged, implying that μ_{jk} would no longer be on the proportional hazards form. However, ν_{jk} stays on the proportional hazards form since the baseline hazard absorbs the reporting delay distribution. When basing inference on the smoothed profile likelihood of Dabrowska (1997), the Poisson approximation thus implies that reporting delays may (up to a second-order approximation) be ignored for inference about the parametric part of a Cox model.

4. ASYMPTOTIC PROPERTIES

In this section, we establish weak consistency and asymptotic normality of the estimator $\hat{\theta}_n$ under standard regularity assumptions. The asymptotic properties largely follow from the two-step M- and Z-estimation results of Newey & McFadden (1994), Hahn (1996), and Delsol & Van Keilegom (2020). We also show weak consistency and asymptotic normality of a bootstrap procedure analogous to Efron’s simple nonparametric bootstrap as studied in Gross and Lai (1996), where $(Z_{ni}^{\text{obs}})_{i=1}^n$ are drawn with replacement from $(Z_i^{\text{obs}})_{i=1}^n$. The estimators based on the bootstrap sample are denoted \hat{g}_n^{boot} , \hat{f}_n^{boot} , and $\hat{\theta}_n^{\text{boot}}$. The main result is:

THEOREM 1.

- (i) *Consistency: Under Assumptions 1-3 and Assumptions 5-7 from the supplementary material, \hat{g}_n , \hat{f}_n , and $\hat{\theta}_n$ as well as \hat{g}_n^{boot} , \hat{f}_n^{boot} , and $\hat{\theta}_n^{\text{boot}}$ are weakly consistent.*
- (ii) *Asymptotic normality: Under Assumptions 1-3 and Assumptions 5-8 from the supplementary material, \hat{g}_n , \hat{f}_n , and $\hat{\theta}_n$ are asymptotically normal. Furthermore $n^{1/2}(\hat{\theta}_n - \theta_0) \rightarrow N(0, V)$ and $n^{1/2}(\hat{\theta}_n^{\text{boot}} - \hat{\theta}_n) \rightarrow N(0, V)$ in distribution.*

The proof and the form of V are given in the supplementary material. Implementing confidence intervals via estimators for V is often challenging numerically if there is no closed form for the score. Furthermore, consistency of an empirical bootstrap variance estimator does not follow from Theorem 1 and hence has to be verified separately. Theorem 1, however, shows that a percentile confidence interval based on a simple bootstrap procedure is valid.

Remark 3. As may be seen from the proof of Theorem 1, our estimator can be cast as a generalized method of moment estimator with weighting matrix equal to the identity by using score equations as moment conditions. In the class of regular asymptotically linear estimators that only restrict the statistical model through moment conditions, it is known from Hansen (1982), Chamberlain (1987), and Section 5 of Newey & McFadden (1994) that generalized method of moment estimators satisfying (5.4) of Newey & McFadden (1994) are efficient. A sufficient condition for this is that the weighting matrix is equal to the inverse of the variance of the score, while for the maximum likelihood estimator, the identity weight matrix is also efficient due to Bartlett’s identities. Despite using score-type equations as moment conditions, our proposed estimator is not efficient, since an identity of Bartlett type is not generally satisfied. Hwang & Sun (2018), however, find that the finite sample performance of the efficient estimator is often inferior to an a priori chosen weighting matrix, since the uncertainty in estimating the weighting matrix is ignored in the asymptotics. If the cost-benefit trade-off is unclear, they recommend sticking to an a priori chosen weighting matrix, in line with our proposal of using $\hat{\theta}_n$. Compared to the efficient estimator, our proposal also has the computational advantage, among others, that the score need not be computed.

5. NUMERICAL STUDY

5.1. Data-generating process

We use the multistate event model and three stage adjudication model depicted in Figure 1. A jump is confirmed if and when state 3 of the adjudication model is hit. Multistate models are simulated using Lewis’ thinning algorithm from Ogata (1981). We refer to the supplementary material for additional figures, tables, and details regarding the numerical study. The R implementation (R Development Core Team, 2023) is available on GitHub (<https://github.com/oliversandqvist/Web-appendix-estimation-contamination>). We compare our approach with oracle methods that use the filtration \mathcal{F}^* , which is unavailable to the statisti-

cian, and naive methods that either use all reported events without back-censoring (Naive 1) or back-censor by one year and delete reported events if they have been under adjudication for over two years at time η (Naive 2).

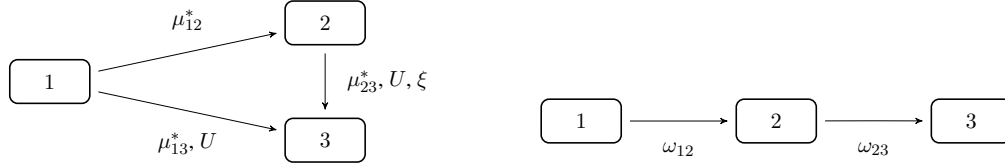


Fig. 1: Event history model (left) and adjudication model (right). Symbols U and ξ indicate the presence of reporting delays and adjudication processes, respectively.

A total of 400 samples of size $n = 1500$ with time-horizon $\eta = 5$ years are considered. For a given subject, the data is generated as follows: $V \sim \text{Uniform}(0, 1)$ and $C | V \sim \text{Uniform}(V, \eta)$. Subjects enter in state 1 with no additional left-truncation information. The baseline covariate is $X \sim \text{Uniform}(-4, 4)$. We let $\theta = (\log 0.15, 0.1, 0.4, \log 0.1, 0.03, -0.3, -0.3)$ and generate events using the rates $\tilde{\mu}_{12}(t; X) = \exp\{\theta_1 + \theta_2 \times (t + X) + \theta_3 \times \sin(0.5\pi X)\}$, $\tilde{\mu}_{13}(t; X) = \exp\{\theta_4 + \theta_5 \times t^2 + \theta_6 \times \cos(0.5\pi X)\}$, and $\tilde{\mu}_{23}(t; \tilde{T}_1, X) = \exp\{\theta_7 \times (t - \tilde{T}_1)X^2\}$, which upon deletion of unreported jumps gives $(\tilde{T}_m, \tilde{Y}_m)_{m \geq 1}$ or upon deletion of rejected jumps gives $(T_m^*, Y_m^*)_{m \geq 1}$. The rates are relatively large, and on average around 260 transitions from 1 to 3, 415 transitions from 1 to 2, and 180 transitions from 2 to 3 are generated. To model reporting delays, we assume a Weibull distribution with proportional reverse time hazards, that is $\alpha(t; X) = \alpha_0(t) \exp(X\beta)$ for $\alpha_0(t) = \frac{k\lambda^k t^{k-1}}{\exp\{(\lambda t)^k\} - 1}$. This results in a power model for the distribution function, becoming $t \mapsto [1 - \exp\{-(\lambda t)^k\}]^{\exp(X\beta)}$ which we denote Weibull(λ, k, β). Let $f = (2, 0.5, 0.1, 1, 1.5, 0.2)$. Reporting delays have Weibull(f_1, f_2, f_3) distribution when coming from state 1 and Weibull(f_4, f_5, f_6) when coming from state 2. The generated reporting delays have means close to one and standard deviations around 0.15 and 0.05, respectively. The adjudication rates are $\omega_{12}(t; \mathcal{H}_{t-}) = g_1 \times \{X/(t - \tilde{T}_2 - \tilde{U}_2 + 2)\}^2$ and $\omega_{23}(t; \mathcal{H}_{t-}) = \exp\{g_2 \times (t - \tau_{1,1})\}$ with $g = (0.8, -1.2)$, leading to a long-term confirmation rate of 37%. To go from $\tilde{\mu}_{jk}$ to μ_{jk}^* , note that $\mu_{12}^*(t; X) = \tilde{\mu}_{12}(t; X)$ and $\mu_{13}^*(t; X) = \tilde{\mu}_{13}(t; X)$, while an expression for $\mu_{23}^*(t, V_t; X)$ may be found in the supplementary material.

5.2. Results

The regularity assumptions from Theorem 1 are easily seen to be satisfied, and we hence expect the proposed estimators to be unbiased and asymptotically normal. In Table 1 we report the bias and the empirical standard deviation (SD) of the parameter estimators of θ using the different methods. A corresponding table for the estimators \hat{g}_n and \hat{f}_n can be found in the supplementary material. The results are generally as expected. We find comparable bias for the proposed method and oracle methods, with a higher SD for the proposed method. The bias is slightly higher for the Poisson approximation with SD comparable to the proposed method. The naive methods are slightly worse than the proposed method for $(\theta_1, \theta_2, \theta_3)$, moderately worse for $(\theta_4, \theta_5, \theta_6)$, and substantially worse for θ_7 . The naive methods generally have comparable performance except that Naive 1 is superior for θ_4 and Naive 2 is superior for θ_7 . We conclude that our proposed method works well. Since the hazards are relatively large, there is a noticeable decrease in bias when going from the Poisson approximation to our proposed method. Depending on the application, this reduction in bias might be worth the significantly longer computation times. With our

Table 1: Bias and empirical standard deviation (SD) of the estimator $\hat{\theta}_n$ based on 400 simulations of size $n = 1500$.

Parameter	Proposed method		Oracle		Poisson approx.		Naive 1		Naive 2	
	Bias	SD	Bias	SD	Bias	SD	Bias	SD	Bias	SD
$\theta_1 = \log 0.15$	-.004	.067	-.008	.031	-.010	.067	-.011	.066	-.010	.066
$\theta_2 = 0.1$	-.000	.020	-.001	.020	-.006	.020	-.006	.020	-.006	.021
$\theta_3 = 0.4$.003	.078	.003	.078	-.002	.078	-.002	.078	-.000	.079
$\theta_4 = \log 0.1$.003	.084	.001	.083	.012	.091	-.041	.077	-.051	.082
$\theta_5 = 0.03$.000	.012	-.000	.013	-.006	.016	-.018	.011	-.015	.014
$\theta_6 = -0.3$	-.000	.094	-.001	.088	.007	.094	-.009	.087	-.007	.090
$\theta_7 = -0.3$	-.011	.066	-.011	.054	-.012	.066	.157	.023	.148	.069

implementation and hardware setup, the Poisson approximation for θ_ℓ ($\ell = 1, \dots, 6$) took only 7 seconds, while the proposed method took about 300 seconds.

We also seek to verify the bootstrap procedure outlined in Section 4. We here focus on θ_7 since its estimation is affected by both reporting delays and incomplete event adjudication. Based on $k = 400$ estimates of θ_7 with 1000 bootstrap resamples and confidence level $1 - \alpha = 0.90, 0.95, 0.99$, we obtain coverage rates of 89.5, 95.0, 98.7. We conclude that the bootstrap works reasonably well as the coverage rates are close to the nominal level.

6. DATA APPLICATION

We introduce a new data set LEC-DK19 (Loss of Earning Capacity – Denmark 2019) collected by a large Danish insurer in the period 31/01/2015 to 01/09/2019 with time of analysis 01/09/2019 and apply our proposed estimation procedure to this data. A total of 416,483 insured are included across five tables concerning disabilities, reactivations, disability delays, disability adjudications, and reactivation adjudications. Of the 413,139 insured in the disability data, 1,773 (0.43%) have an unrefuted disability. Of the 3,011 insured in the reactivation data, 1,133 (37.63%) have an unrefuted reactivation. The code and underlying data are available at the GitHub repository listed in Section 5. The implementation is written in R (R Development Core Team, 2023). The data is based on raw data that has been anonymized and slightly altered so as not to reveal any confidential information about the individual subjects or the insurance portfolio. Available baseline covariates are gender and date of birth.

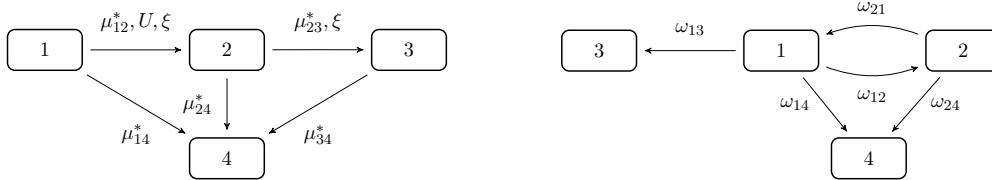


Fig. 2: Event history model (left) and adjudication model (right). For events, active is 1, disabled is 2, reactivated is 3, and dead is 4. For adjudications, active report is 1, inactive report is 2, adjudicated is 3, and dead is 4.

We model the data with the multistate model depicted in Figure 2. Subjects can become disabled, reactivate from disablement, and die. A disability starts in the adjudication state 1, is confirmed if state 3 is hit, and otherwise rejected. A reactivation starts in adjudication state 2 and the reactivation is annulled if state 3 is hit. Only disablements seem to exhibit reporting delay, likely because the reactivations are the result of the insurer terminating the payments.

Table 2: Parameter estimates (Est.), Naive parameter estimates (Naive), and 95% bootstrap percentile confidence interval (CI) for the parameter θ using the proposed method and 400 bootstrap resamples

Parameter	μ_{12}^*			μ_{23}^*		
	Est.	Naive	CI	Est.	Naive	CI
Age	.023	.022	(0.018, 0.027)	-.012	-.012	(-0.018, -0.007)
Male	-7.46	-7.11	(-7.65, -7.23)	.334	.262	(0.073, 0.624)
Female	-8.66	-8.25	(-8.87, -8.40)	.756	.674	(0.456, 1.07)
Time	.304	.098	(0.188, 0.357)	-.125	-.068	(-0.168, -0.073)
Duration	-	-	-	-1.04	-1.03	(-1.15, -0.942)

Via back-censoring, it is seen that the hazard μ_{12}^* likely has order of magnitude 10^{-2} , which is one to two orders of magnitudes less than the hazards in the numerical study of Section 5. Since only transitions from state 1 to 2 are affected by reporting delays, we use the Poisson approximation without further optimization as the incurred approximation error is expected to be negligible. With the Poisson approximation, the hazards can be estimated separately. We here only estimate μ_{12}^* and μ_{23}^* , partly because these are of primary interest, but also because only deaths recorded during the adjudication period are included in the data, impeding estimation of the full event history model. The hazards are regressed on the baseline covariates and the time elapsed since 31/01/2015, and μ_{23}^* is additionally regressed on the duration spent in the disabled state. An adjudication hazard is estimated for each transition. Following the form of \mathcal{H}_t suggested in Section 2, the adjudication hazards for disabilities are regressed on the duration since the disability occurred and the associated reporting delay, and the adjudication hazards for reactivations are regressed on the time since the disability and reactivation events. In addition, for disabilities we regress on whether state 2 has previously been hit. For each adjudication and event hazard, the covariates enter in a linear predictor with log link. The log link implies that the hazards are always positive, so a disability rejection or reactivation confirmation is only certain once the insured dies, but the probability of a confirmed jump decreases towards zero as the duration of adjudication increases towards infinity. For reporting delays, we employ the Weibull proportional reverse time hazards of Section 5 with age entering as age at disability onset. The data set contains monthly records, so for simplicity we employ the Poisson regression approach for implementation described in the supplementary material.

In Table 2, we present the non-nuisance parameter estimates and percentile bootstrap confidence intervals computed using 400 bootstrap samples. For comparison, we additionally employ a naive estimation procedure consisting of using all reported unrefuted events with no back-censoring. A corresponding table for the nuisance parameters is provided in the supplementary material. For this data, we see that adjusting for reporting delays and incomplete event adjudication has a substantial effect on the estimated level and calendar-time dependence of the disability hazard. The effects on the parameter estimates of the reactivation hazard are also noticeable, but contrary to the case for the disability hazard, the naive estimates stay firmly within the confidence intervals except for the calendar-time dependence. In Figure 3, predicted rates across the data set, using both the proposed and naive procedure, are shown against the corresponding empirical rates aggregated by yearly tenths. Since the naive empirical rates use all unrefuted events, they are higher than the adjusted empirical rates for reactivations. For disabilities, they are higher in the first years and lower in the later years, where the influence of reporting delays is more substantial. Both rates show large calendar-time dependence, which is a distinct feature of the data set that implies an especially poor forecasting performance of back-censoring.

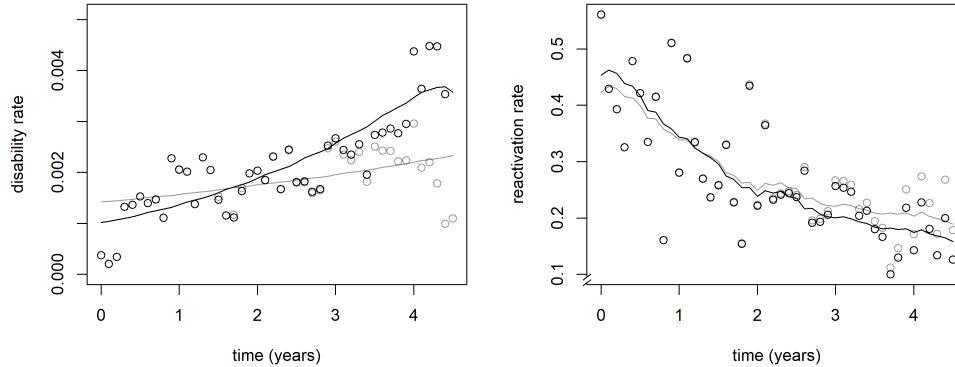


Fig. 3: Fitted rates (lines) and occurrence-exposure rates (points) for the proposed method (black) and the naive method (gray). Disability rates are shown on the left and reactivation rates on the right.

7. CLOSING REMARKS

We have proposed a parametric two-step method to estimate hazards when data is left-truncated, right-censored, and contaminated by reporting delays and incomplete event adjudication. We proved that the estimators and their bootstrapped versions are weakly consistent and asymptotically normal. The numerical study showed favorable performance of the proposed method compared to other alternatives, but also highlighted that for small hazards the Poisson approximation performs reasonably while being considerably less computationally demanding. Our approach overcomes the need for back-censoring, meaning that the most recent data may be used. This feature is particularly useful in monitoring the emergence of new trends on a population level, confer with the data application in Section 6.

We have focused on parametric estimation of θ , f , and g . It would be interesting to investigate possible nonparametric estimators for the adjudication hazard parameter g under structured assumptions that allow for extrapolation beyond η . The validity of nonparametric f and θ is less clear since the literature contains few general asymptotic results that allow second-step estimators to be nonparametric, see however Hahn et al. (2018).

ACKNOWLEDGEMENTS

Oliver Lunding Sandqvist is an Industrial PhD student at PFA Pension with funding from the Innovation Fund Denmark under File No. 1044-00144B. Significant parts of the research presented in this paper were carried out while Kristian Buchardt was employed at PFA Pension. The authors thank Munir Hiabu for insightful comments that helped improve the manuscript.

SUPPLEMENTARY MATERIAL

The supplementary material contains the proofs of Lemma 1 and Theorem 1, additional details for the numerical study and the data application, as well as discussions on the estimator as an imputation estimator, the error term of the Poisson approximation, efficiency gains with fully endogenous reporting delays, and the Poisson regression approach for implementation.

REFERENCES

- ANDERSEN, P. K., BORGAN, O., GILL, R. D. & KEIDING, N. (1993). *Statistical Models Based on Counting Processes*. New York: Springer.
- BECKER, N. G. & CUI, J. S. (1997). Estimating a delay distribution from incomplete data, with application to reporting lags for AIDS cases. *Statistics in Medicine* **16**, 2339–2347.
- BLADT, M. & FURRER, C. (2023). Expert Kaplan–Meier estimation. *Scandinavian Actuarial Journal*, 1–27, advance online publication.
- CASPER, T. C. & COOK, T. D. (2012). Estimation of the mean frequency function for recurrent events when ascertainment of events is delayed. *International Journal of Biostatistics* **8**, 1–20.
- CHAMBERLAIN, G. (1987). Asymptotic efficiency in estimation with conditional moment restrictions. *Journal of Econometrics* **34**, 305–334.
- CHEN, X., LINTON, O. & VAN KEILEGOM, I. (2003). Estimation of semiparametric models when the criterion function is not smooth. *Econometrica* **71**, 1591–1608.
- COOK, T. D. (2000). Adjusting survival analysis for the presence of unadjudicated study events. *Controlled clinical trials* **21**, 208–222.
- COOK, T. D. & KOSOROK, M. R. (2004). Analysis of time-to-event data with incomplete event adjudication. *Journal of the American Statistical Association* **99**, 1140–1152.
- DABROWSKA, D. M. (1997). Smoothed Cox regression. *Annals of Statistics* **25**, 1510–1540.
- DELSOL, L. & VAN KEILEGOM, I. (2020). Semiparametric M-estimation with non-smooth criterion functions. *Annals of the Institute of Statistical Mathematics* **72**, 577–605.
- EFRON, B. (1979). Bootstrap methods: Another look at the jackknife. *Annals of Statistics* **7**, 1–26.
- ESBJERG, S., KEIDING, N. & KOCH-HENRIKSEN, N. (1999). Reporting delay and corrected incidence of multiple sclerosis. *Statistics in Medicine* **18**, 1691–1706.
- GROSS, S. T. & LAI, T. L. (1996). Bootstrap methods for truncated and censored data. *Statistica Sinica* **6**, 509–530.
- HAHN, J. (1996). A note on bootstrapping generalized method of moments estimators. *Econometric Theory* **12**, 187–197.
- HAHN, J., LIAO, Z. & RIDDER, G. (2018). Nonparametric two-step sieve M estimation and inference. *Econometric Theory* **34**, 1281–1324.
- HANSEN, L. P. (1982). Large sample properties of generalized method of moments estimators. *Econometrica* **50**, 1029–1054.
- HU, P. & TSIATIS, A. A. (1996). Estimating the survival distribution when ascertainment of vital status is subject to delay. *Biometrika* **83**, 371–380.
- HWANG, J. & SUN, Y. (2018). Should we go one step further? An accurate comparison of one-step and two-step procedures in a generalized method of moments framework. *Journal of Econometrics* **207**, 381–405.
- ICHIMURA, H. & LEE, S. (2010). Characterization of the asymptotic distribution of semiparametric M-estimators. *Journal of Econometrics* **159**, 252–266.
- KALBFLEISCH, J. D. & LAWLESS, J. F. (1989). Inference based on retrospective ascertainment: An analysis of the data on transfusion-related AIDS. *Journal of the American Statistical Association* **84**, 360–372.
- KALBFLEISCH, J. D. & LAWLESS, J. F. (1991). Regression models for right truncated data with applications to AIDS incubation times and reporting lags. *Statistica Sinica* **1**, 19–32.
- KRISTENSEN, D. & SALANIÉ, B. (2017). Higher-order properties of approximate estimators. *Journal of Econometrics* **198**, 189–208.
- LAGAKOS, S. W., BARRAJ, L. M. & GRUTTOLA, V. (1988). Nonparametric analysis of truncated survival data, with application to AIDS. *Biometrika* **75**, 515–523.
- LITTLE, R. J. (2021). Missing data assumptions. *Annual Review of Statistics and Its Application* **8**, 89–107.
- MURPHY, K. M. & TOPEL, R. H. (1985). Estimation and inference in two-step econometric models. *Journal of Business & Economic Statistics* **3**, 370–379.
- NEWWEY, W. K. & MCFADDEN, D. L. (1994). Large sample estimation and hypothesis testing. In *Handbook of Econometrics*. Amsterdam: Elsevier, pp. 2111–2245.
- NOUFAILY, A., FARRINGTON, P., GARTHWAITE, P., ENKI, D. G., ANDREWS, N. and CHARLETT, A. (2016). Detection of infectious disease outbreaks from laboratory data with reporting delays. *Journal of the American Statistical Association* **111**, 488–499.
- OGATA, Y. (1981). On Lewis' simulation method for point processes. *IEEE* **27**, 23–31.
- PAGANO, M., TU, X. M., DE GRUTTOLA, V. & MAWHINNEY, S. (1994). Regression analysis of censored and truncated data: Estimating reporting-delay distributions and AIDS Incidence from surveillance data. *Biometrics* **50**, 1203–1214.
- PSOTKA, M. A., ABRAHAM, W. T., FIUZAT, M., FILIPPATOS, G., LINDENFELD, J., AHMAD, T., BHATT, A. S., CARSON, P. E., CLELAND, J. G. F., FELKER, M., JANUZZI, J. L., KITZMAN, D. W., LEIFER, E. S., LEWIS, E. F., McMURRAY, J. J. V., MENTZ, R. J., SOLOMON, S. D., STOCKBRIDGE, N., TEERLINK, J.R., VADUGANATHAN, M., VARDENY, O., WHELLAN, D. J., WITTES, J., ANKER, S. D. & O'CONNOR, C. M. (2020). Conduct of clinical trials in the era of COVID-19: JACC Scientific Expert Panel. *Journal of the American*

- College of Cardiology* **76**, 2368–2378.
- R DEVELOPMENT CORE TEAM (2023). *R: A Language and Environment for Statistical Computing*. Vienna, Austria: R Foundation for Statistical Computing. ISBN 3-900051-07-0, <http://www.R-project.org>.
- STONER, O., HALLIDAY, A. & ECONOMOU, T. (2023). Correcting delayed reporting of COVID-19 using the generalized-Dirichlet-multinomial method. *Biometrics* **79**, 2537–2550.
- VAN DER LAAN, M. J. & HUBBARD, A. E. (1998). Locally efficient estimation of the survival distribution with right-censored data and covariates when collection of data is delayed. *Biometrika* **85**, 771–783.
- VERBELEN, R., ANTONIO, K., CLAESKENS, G. & CREVECOEUR, J. (2022). Modeling the occurrence of events subject to a reporting delay via an EM algorithm. *Statistical Science* **37**, 394–410.

Supplementary material for ‘Estimation for multistate models subject to reporting delays and incomplete event adjudication’

BY K. BUCHARDT

AP Pension, Østbanegade 135, DK-2100 Copenhagen Ø, Denmark
kristian@buchardt.net

C. FURRER

*Department of Mathematical Sciences, University of Copenhagen, Universitetsparken 5,
DK-2100 Copenhagen Ø, Denmark*
furrer@math.ku.dk

O.L. SANDQVIST

*Department of Mathematical Sciences, University of Copenhagen, Universitetsparken 5,
DK-2100 Copenhagen Ø, Denmark*
oliver.s@math.ku.dk

The supplementary material is organized as follows. Supplement A provides a discussion of the link between the proposed estimation procedure and imputation. In Supplement B, we prove Lemma 1 and derive an error-bound for the Poisson approximation. In Supplement C, we discuss the estimation procedure and its efficiency under endogenous reporting delays. Supplement D provides a way to implement parts of the proposed estimation procedure via Poisson regression and explains how this link may be used to construct goodness-of-fit plots. In Supplement E, we derive the large-sample behavior of our estimators and prove Theorem 1. Supplement F contains further details regarding the data-generating mechanism used in the numerical study as well as additional figures and tables. Supplement G contains additional figures and tables for the data application.

A. RELATION TO IMPUTATION

The proposed estimation procedure corresponds to frequentist imputation when the number of imputations b tends to infinity. With finite b , one may form a single ‘clustered data’ objective function $\frac{1}{b} \sum_{j=1}^b \frac{1}{n} \sum_{i=1}^n \ell(\theta; f, k_{ij})$, where k_{ij} is the imputed value of the adjudication outcome for individual i in the imputed dataset j . This procedure is described and analyzed in Wang & Robins (1998), Robins & Wang (2000), and Kim (2011) for both finite b and in the limit $b \rightarrow \infty$. An approximate maximizer of $\sum_{i=1}^n \ell(Z_i, \theta; f, g)$ could thus be based on a large but finite number of imputed datasets (simulating k_{ij} based on its distribution under g conditional on Z_i), where the user inputs the $b \times n$ observations as ‘independent’ observations into a standard algorithm that is able to maximize $\ell(\theta; f)$. For finite b , one may alternatively use the Multiple Imputation approach described on p. 76 of Rubin (1987), where an estimate $\hat{\theta}_{nj}$ ($j = 1, \dots, b$) is computed for each of the b imputed datasets by generating the imputed values under the posterior distri-

bution of the missing values given the observed values under some specified Bayesian model. A final estimate is then formed by $\hat{\theta}_n = \frac{1}{b} \sum_{j=1}^b \hat{\theta}_{nj}$. Under some regularity assumptions, p. 117 of Robins & Wang (2000) shows these procedures to be n -asymptotically equivalent for $b = \infty$, while for finite b they have the same asymptotic mean but the frequentist method has a strictly smaller asymptotic variance.

B. DISTRIBUTION OF THE THINNED MARKED POINT PROCESS

B.1. Proof of Lemma 1

We derive an operational expression for the hazard μ_{jk} , which in turn gives an expression for the partial log-likelihood $\ell(\theta; f)$. The calculations become straightforward by focusing on the jump-time and jump-mark distribution of the next jump in $(T_m, Y_m)_{m \geq 1}$ given the previous jump-times and jump-marks. Let $J_m^* = (T_\ell^*, Y_\ell^*)_{1 \leq \ell \leq m}$ and $J_m = (T_\ell, Y_\ell)_{1 \leq \ell \leq m}$ denote the first m jump-times and jump-marks. The baseline covariates are suppressed throughout.

Proof. For the jump-time distribution, we find when $T_m < \infty$ that

$$\begin{aligned} & \text{pr}(T_{m+1} \leq t \mid J_m) \\ &= \text{pr}(T_{m+1}^* \leq t, T_{m+1}^* + U_{m+1}^* \leq \eta \mid J_m) \\ &= \int_0^t \int_0^{\eta-s} \text{pr}(U_{m+1}^* \in du \mid J_m, T_{m+1}^* = s) \text{pr}(T_{m+1}^* \in ds \mid J_m). \end{aligned}$$

For $\text{pr}(U_{m+1}^* \in du \mid J_m, T_{m+1}^* = s)$, one may use the law of total probability with respect to Y_{m+1}^* and employ Assumption 1 to get

$$\text{pr}(U_{m+1}^* \in du \mid J_m, T_{m+1}^* = s) = \sum_{k=1}^J \text{pr}_U\{du; (J_m, s, k), f\} \frac{\mu_{Y_m^* k}^*(s; J_m, \theta)}{\mu_{Y_m^* \cdot}^*(s; J_m, \theta)}.$$

Furthermore, on $(T_m < \infty)$,

$$\begin{aligned} \text{pr}(T_{m+1}^* \in ds \mid J_m) &= \text{pr}(T_{m+1}^* \in ds \mid J_m^*) \\ &= 1_{(s \geq T_m^*)} \exp\left\{-\int_{T_m}^s \mu_{Y_m^* \cdot}^*(v; J_m, \theta) dv\right\} \mu_{Y_m^* \cdot}^*(s; J_m, \theta) ds \end{aligned}$$

by Assumption 1. Inserting these results gives

$$\begin{aligned} \text{pr}(T_{m+1} \leq t \mid J_m) &= \int_{T_m^*}^t \exp\left\{-\int_{T_m}^s \mu_{Y_m^* \cdot}^*(v; J_m, \theta) dv\right\} \\ &\quad \times \sum_{k=1}^J \text{pr}_U\{\eta - s; (J_m, s, k), f\} \mu_{Y_m^* k}^*(s; J_m, \theta) ds. \end{aligned}$$

We now move on to the jump-mark distribution. For $t \leq \eta$,

$$\begin{aligned} \text{pr}(Y_{m+1} = k \mid J_m, T_{m+1} = t) &= \text{pr}(Y_{m+1}^* = k \mid J_m, T_{m+1}^* = t, T_{m+1}^* + U_{m+1}^* \leq \eta) \\ &= \frac{\text{pr}(Y_{m+1}^* = k, U_{m+1}^* \leq \eta - t \mid J_m, T_{m+1}^* = t)}{\text{pr}(U_{m+1}^* \leq \eta - t \mid J_m, T_{m+1}^* = t)}. \end{aligned}$$

Similar factorizations to before lead to

$$\text{pr}(Y_{m+1} = k \mid J_m, T_{m+1} = t) = \frac{\text{pr}_U\{\eta - t; (J_m, t, k), f\} \mu_{Y_m k}^*(t; J_m, \theta)}{\sum_{\ell=1}^J \text{pr}_U\{\eta - t; (J_m, t, \ell), f\} \mu_{Y_m \ell}^*(t; J_m, \theta)}.$$

By Jacod's formula for the intensity, see Proposition (3.1) of Jacod (1975), we immediately get

$$\mu_{jk}\{t; J(t-), \theta, f\} = \frac{P^*\{t; J(t-), \theta\}}{1 - \int_{t-V_{t-}}^t P^*\{s; J(s-), \theta\} \nu_{j\cdot}\{s; J(s-), \theta, f\} ds} \nu_{jk}\{t; J(t-), \theta, f\}$$

on $(I_j(t) = 1)$. Using

$$P^*\{t; J(t-), \theta\} = 1 - \int_{t-V_{t-}}^t P^*\{s; J(s-), \theta\} \mu_{j\cdot}^*\{s; J(s-), \theta\} ds$$

on $(I_j(t) = 1)$ gives the desired expression. \square

Remark 1. Expressing the thinned hazard in terms of the original hazard allows one to use observations in the thinned process to estimate the original hazard. Usually one has some expert knowledge about the form of the underlying hazard, while positing a reasonable model for the thinned hazard can be more challenging. Therefore, it becomes natural to express the thinned hazard in terms of the original hazard, as is our approach. If one had instead sought to use a data-adaptive method to estimate the thinned hazard μ directly, it would have been more natural to invert the above formula to obtain an expression for the original hazard μ^* as a function of μ . Under sufficient smoothness conditions, one obtains a coupled system of differential equations for the hazards $\mu_{jk}^*\{s; J(s-), \theta\}$ by differentiating the hazards $\mu_{jk}\{s; J(s-), \theta\}$. These differential equations fall into the class of inhomogeneous Riccati differential equations and, as such, do not in general permit analytical solutions, but can be solved numerically.

B.2. Bounding the hazard

One may easily bound the first factor on the right-hand side of Lemma 1 above and below. Since $\nu_{jk}\{s; J(s-), \theta, f\} \leq \mu_{jk}^*\{s; J(s-), \theta\}$, we get

$$\frac{1 - \int_{t-V_{t-}}^t P^*\{s; J(s-), \theta\} \mu_{j\cdot}^*\{s; J(s-), \theta\} ds}{1 - \int_{t-V_{t-}}^t P^*\{s; J(s-), \theta\} \nu_{j\cdot}\{s; J(s-), \theta, f\} ds} \leq 1.$$

Conversely, since $\nu_{j\cdot}\{s; J(s-), \theta, f\} \geq 0$, one obtains

$$\frac{1 - \int_{t-V_{t-}}^t P^*\{s; J(s-), \theta\} \mu_{j\cdot}^*\{s; J(s-), \theta\} ds}{1 - \int_{t-V_{t-}}^t P^*\{s; J(s-), \theta\} \nu_{j\cdot}\{s; J(s-), \theta, f\} ds} \geq P^*\{t; J(t-), \theta\}.$$

As the hazards are almost everywhere continuously differentiable by Assumption 4, Taylor's theorem with Lagrange remainder at the point $t - V_{t-}$ and some straightforward calculations

yield that

$$\begin{aligned}
& \frac{1 - \int_{t-V_{t-}}^t P^*\{s; J(s-), \theta\} \mu_{j\cdot}^*\{s; J(s-), \theta\} ds}{1 - \int_{t-V_{t-}}^t P^*\{s; J(s-), \theta\} \nu_{j\cdot}\{s; J(s-), \theta, f\} ds} \\
&= 1 + V_{t-} \times \mu_{j\cdot}^*\{\zeta; J(\zeta-), \theta\} \\
&\quad \times P^*\{\zeta; J(\zeta-), \theta\} \left(\frac{\nu_{j\cdot}\{\zeta; J(\zeta-), \theta, f\}}{\mu_{j\cdot}^*\{\zeta; J(\zeta-), \theta\}} \left[1 - \int_{t-V_{t-}}^{\zeta} P^*\{s; J(s-), \theta\} \mu_{j\cdot}^*\{s; J(s-), \theta\} ds \right] \right. \\
&\quad \left. + \int_{t-V_{t-}}^{\zeta} P^*\{s; J(s-), \theta\} \nu_{j\cdot}\{s; J(s-), \theta, f\} ds - 1 \right) \\
&\quad \times \left[1 - \int_{t-V_{t-}}^{\zeta} P^*\{s; J(s-), \theta\} \nu_{j\cdot}\{s; J(s-), \theta, f\} ds \right]^{-2} \\
&= 1 + R(t)
\end{aligned}$$

for some ζ between $t - V_{t-}$ and t . Now, as the factor is bounded above by 1, the term $R(t)$ is negative. The term $\nu_{j\cdot}\{\zeta; J(\zeta-), \theta, f\} / \mu_{j\cdot}^*\{\zeta; J(\zeta-), \theta\} \times \left[1 - \int_{t-V_{t-}}^{\zeta} P^*\{s; J(s-), \theta\} \mu_{j\cdot}^*\{s; J(s-), \theta\} ds \right]$ is positive and $R(t)$ decreases by removing this term. We thus get the following crude bound:

$$\begin{aligned}
|R(t)| &\leq V_{t-} \times \mu_{j\cdot}^*\{\zeta; J(\zeta-), \theta\} P^*\{\zeta; J(\zeta-), \theta\} \\
&\quad \times \frac{1 - \int_{t-V_{t-}}^{\zeta} P^*\{s; J(s-), \theta\} \nu_{j\cdot}\{s; J(s-), \theta, f\} ds}{\left[1 - \int_{t-V_{t-}}^{\zeta} P^*\{s; J(s-), \theta\} \nu_{j\cdot}\{s; J(s-), \theta, f\} ds \right]^2} \\
&\leq V_{t-} \times \mu_{j\cdot}^*\{\zeta; J(\zeta-), \theta\}
\end{aligned}$$

using $P^*\{\zeta; J(\zeta-), \theta\} / \left[1 - \int_{t-V_{t-}}^{\zeta} P^*\{s; J(s-), \theta\} \nu_{j\cdot}\{s; J(s-), \theta, f\} ds \right] \leq 1$. The bound in the main text now follows by noting that $\nu_{jk}\{t; J(t-), \theta, f\} \leq \mu_{j\cdot}^*\{t; J(t-), \theta\} \leq \sup_{s \in [t-V_{t-}, t]} \mu_{j\cdot}^*\{s; J(s-), \theta\}$.

C. FULLY ENDOGENOUS REPORTING DELAYS

C.1. Estimation procedure

In the proposed method, adjudication enters exogenously while reporting delays enter partially exogenously and partially endogenously with respect to the marked point process of interest. Included jumps are on the form $(T_m^*, Y_m^*) \times 1_{(T_m^* + U_m^* \leq \eta)}$ instead of the fully endogenous form $(T_m^*, Y_m^*, U_m^*) \times 1_{(T_m^* + U_m^* \leq \eta)}$, while the adjudication information $\mathcal{A}_{\langle \eta \rangle, \eta}$ only affects the imputation of $\xi_{\langle \eta \rangle}$. Here, we investigate what happens if reporting delays instead are made fully endogenous. A result of this is that one must describe how subsampling by prior reporting delays affects the intensity of future jumps. However, if one is able to specify this correctly, for example through independence assumptions, there would be an efficiency gain in using the resulting estimator. If $\mathcal{A}_{m,t}$ is generated by a marked point process, one could similarly make the adjudication information endogenous by extending with these jump-times and jump-marks. However, it seems reasonable to retain adjudication as exogeneous, as opposed to reporting delays, since the latter often stem from the subject's conduct, while adjudication likely results from the internal processes of the data collector. This leads to a marked point process $(T_m^*, Y_m^*, U_m^*)_{m \geq 1}$. To relate the hazards of this model to the hazards of $(T_m^*, Y_m^*)_{m \geq 1}$, one has to posit a model

for how the hazards subsampled on reporting delays compare to the ones where one does not condition on prior reporting delays. An example of such a model could be the full independence $(T_{m+1}^*, Y_{m+1}^*) \perp\!\!\!\perp U_1^*, \dots, U_m^* \mid J_m^*$, meaning that the hazards are unchanged by the additional information. Define $J_U(t)$ as the time t event history of $(T_m, Y_m, U_m)_{m \geq 1}$. Redoing the calculations of the distribution of the thinned marked point process leads to the self-exciting likelihood

$$\begin{aligned} \ell(\theta; f) &= \sum_{j,k=1}^J \int_V^C \log \mu_{jk}\{t; X, J_U(t-), \theta, f\} dN_{jk}(t) \\ &\quad - \int_V^C I_j(t) \mu_{jk}\{t; X, J_U(t-), \theta, f\} dt \\ &\quad + \int_V^C \log \left(\frac{\text{pr}_U[dU_{N..}(t); \{J_U(t-), t, k\}, f]}{\text{pr}_U[\eta - t; \{J_U(t-), t, k\}, f]} \right) dN_{jk}(t). \end{aligned}$$

In a slight abuse of notation, we have reused the previous notations $\ell(\theta; f)$ and μ_{jk} , where the latter now reads

$$\begin{aligned} &\mu_{jk}\{t; J_U(t-), \theta, f\} \\ &= \frac{1 - \int_{t-V_{t-}}^t P^*\{s; J(s-), \theta\} \mu_{j\cdot}^*\{s; J(s-), \theta\} ds}{1 - \int_{t-V_{t-}}^t P^*\{s; J(s-), \theta\} \nu_{j\cdot}\{s; J_U(s-), \theta, f\} ds} \nu_{jk}\{t; J_U(t-), \theta, f\} \end{aligned}$$

for $\nu_{jk}\{t; J_U(t-), \theta, f\} = \mu_{jk}^*\{t; J(t-), \theta\} \text{pr}_U[\eta - t; \{J_U(t-), t, k\}, f]$. Adjusting for adjudication then leads us to introduce $\ell(Z, \theta; f, g) = E_g\{\ell(\theta; f) \mid Z\} = w(0, Z; g)\ell(\theta; f, 0) + w(1, Z; g)\ell(\theta; f, 1)$. The estimation algorithm becomes more involved, even under the Poisson approximation, since f in the optimizing step now additionally enters into $\int_V^C \log \mu_{jk}\{t; X, J_U(t-), \theta, f\} dN_{jk}(t) - \int_V^C I_j(t) \mu_{jk}\{t; X, J_U(t-), \theta, f\} dt$. For fixed f , the estimation of θ proceeds as in Section 3.3. This suggests to optimize $\ell(\theta; f)$ by defining $\hat{\theta}_n(f)$ as the estimated value of θ for a fixed value f , and then optimizing $\ell\{\hat{\theta}_n(f); f\}$ over f using some suitable numerical optimizer.

C.2. Efficiency

To discuss efficiency, we assume as in Section 4 that scores exist and we work in a neighborhood of the true parameter where the score has a unique zero. We also impose certain regularity conditions such that $\hat{\theta}_n$ is asymptotically normal in both cases. In principle, the efficiency gain or loss by making the reporting delays endogenous can be inferred by comparing the expressions for the asymptotic variance of $\hat{\theta}_n$ in the two cases. The relation between the covariance matrices, however, appears unclear in the general case. Since the space of distributions satisfying the moment conditions in the case where reporting delays are endogenous is strictly contained in the space of distributions satisfying the moment conditions in the partially endogenous case, the semiparametric efficiency bound in the fully endogenous case is smaller or equal to the one in the partially endogenous case. Consequently, when using the optimal weighting estimator as discussed in Section 4, the estimator in the fully endogenous case is at least as efficient as the one in the partially endogeneous case.

C.3. Admissibility in data application

The assumption of full independence is not admissible for the disability semi-Markov application of Section 6. This is due to the fact that it is assumed that death has no reporting delay, while monotone reporting remains imposed; this has the effect that knowing (T_m^*, U_m^*) implies that a

death cannot have occurred in $[T_m^*, T_m^* + U_m^*]$. It might then instead be natural to say that the only extra information gained by conditioning on reporting delays is that the subject has not died before $T_{mi}^* + U_{mi}^*$. In Section 6 of Hoem (1972), the author obtains an expression for the transition probabilities and rates of a semi-Markov process conditional on the time of absorption not having occurred before a given time. Let Y be a semi-Markov process with duration process V , and let the transition probabilities be denoted $p_{jk}^*(s, t, u, z) = \text{pr}(Y_t = k, V_t \leq z \mid Y_s = j, V_s = u)$. Assume the state space $1, \dots, J$ can be partitioned into two parts K and R , where R is absorbing in the sense that K cannot be reached from R . The transition rates conditional on being in K at time t are denoted $\mu_{jk}^*(\cdot, \cdot; t)$ and given by

$$\mu_{jk}^*(s, u; t) = \mu_{jk}^*(s, u) \frac{\sum_{i \in K} p_{ki}^*(s, t, 0, \infty)}{\sum_{i \in K} p_{ji}^*(s, t, u, \infty)}$$

for $s < t$ and $j \in K$, while $\mu_{ij}^*(s, u; t) = \mu_{ij}^*(s, u)$ for $s \geq t$. So in principle, this situation may also be handled by our approach. However, it would make the estimation procedure considerably more computationally demanding since the inclusion of the transition probabilities p_{jk}^* adds another layer of numerical integration that has to be performed separately for each candidate value of θ .

D. IMPLEMENTATION OF ESTIMATION PROCEDURE

A general approach to implementation of the estimation procedure for our parametric models is to discretize the integrals and use Poisson regression. For counting process likelihoods written in terms of the usual hazards, this is well-known and has been noted in, for instance, Lindsey (1995), but we see that this is also true for the reporting delay distribution parameterized in terms of reverse time hazards, as well as for the Poisson approximation of the likelihood. Contrary to the other supplements, here the dependence on baseline covariates is made explicit.

Select a partition $0 = t_0 < \dots < t_A = \eta$, define $\bar{t}_a = (t_a + t_{a-1})/2$, and discretize the likelihood according to this partition. Then

$$\begin{aligned} \ell_\xi(Z^{\text{obs}}, g) = & \sum_{m=1}^{\langle \eta \rangle} \sum_{j,k=1}^K \sum_{a=1}^A \log \omega_{jk}(\bar{t}_a; \mathcal{H}_{\bar{t}_a}, g) O_{jk}^\xi(a, m) \\ & - \omega_{jk}(\bar{t}_a; \mathcal{H}_{\bar{t}_a}, g) E_j^\xi(a, m) + \varepsilon_\xi(A) \end{aligned}$$

where $O_{jk}^\xi(a, m) = N_{m,jk}(t_a) - N_{m,jk}(t_{a-1})$ and $E_j^\xi(a, m) = \int_{t_{a-1}}^{t_a} I_{m,j}(s) ds$ are the adjudication occurrences and exposures, respectively, while $\varepsilon_\xi(A) \rightarrow 0$ for $A \rightarrow \infty$. Multiplying with the exposures inside the logarithm term, we recognize this as the likelihood corresponding to the situation where $O_{jk}^\xi(a, m)$, ($a = 1, \dots, A; m = 1, \dots, \langle \eta \rangle; j, k = 1, \dots, K$), are mutually independent Poisson random variables with mean $\log\{\omega_{jk}(\bar{t}_a; \mathcal{H}_{\bar{t}_a}, g) E_j^\xi(a, m)\}$. This further corresponds to a generalized linear model with the Poisson family, log link, mean $\log \omega_{jk}(\bar{t}_a; \mathcal{H}_{\bar{t}_a}, g)$, and offset $\log E_j^\xi(a, m)$. The discretization may either be seen as an approximation which converges to the true criterion function for $A \rightarrow \infty$, or it may be seen as the true likelihood if the partition is chosen to be equal to the precision of the time measurement.

Similarly for the reporting delays, we find that

$$\begin{aligned} \ell_U(f) = & \sum_{m=1}^{N_{\cdot}^c(\eta)} \sum_{a=1}^A \log \alpha(\bar{t}_a; J^c(T_m^c), X, f) O^U(a, m) \\ & - \alpha(\bar{t}_a; J^c(T_m^c), X, f) E^U(a, m) + \varepsilon_U(A), \end{aligned}$$

where $O^U(a, m) = 1_{(U_m^c \in (t_{a-1}, t_a])}$ and $E^U(a, m) = \int_{t_{a-1}}^{t_a} 1_{(U_m^c \leq s \leq \eta - T_m^c)} ds$ are the reporting delay occurrences and exposures, while $\varepsilon_U(A) \rightarrow 0$ for $A \rightarrow \infty$. Note that the partition here is allowed to differ from the one of $\ell_\xi(Z^{\text{obs}}, g)$ despite using the same notation.

For the approximate likelihood of θ , we get

$$\begin{aligned} \ell^{\text{app}}(\theta; f) = & \sum_{j,k=1}^J \sum_{a=1}^A \log \mu_{jk}^* \{\bar{t}_a; J(\bar{t}_a), X, \theta\} O_{jk}(a) \\ & - \mu_{jk}^* \{\bar{t}_a; J(\bar{t}_a), X, \theta\} \text{pr}_U[\eta - \bar{t}_a; \{J(\bar{t}_a), \bar{t}_a, k\}, X, f] E_j(a) + \varepsilon(A) \end{aligned}$$

where $O_{jk}(a) = N_{jk}^c(t_a) - N_{jk}^c(t_{a-1})$ and $E_j(a) = \int_{t_{a-1}}^{t_a} 1_{(V,C]}(s) I_j(s) ds$ are the occurrences and exposures, respectively, while $\varepsilon(A) \rightarrow 0$ for $A \rightarrow \infty$. When computing $\ell^{\text{app}}(Z, \theta; f, g)$, the occurrence and exposure contributions have to be weighted with the adjudication probabilities, but otherwise nothing changes. Most generalized linear model software packages allow the user to specify such weights.

The link to Poisson regression simplifies practical implementation significantly. Another useful consequence is that the link provides a natural way to construct plots in which the fitted rates can be compared with empirical rates. If the hazards are assumed to be piecewise constant, the maximum likelihood estimates become the well-known occurrence-exposure rates. It is these occurrence-exposure rates which we refer to as the empirical rates. The piecewise constant hazard assumption can be imposed for any continuous covariate, for example calendar time, age, or the duration since the occurrence of given event. By comparing the empirical rates with the predicted rates from the fitted parametric model, one obtains a goodness-of-fit plot.

In our numerical study, that data is on a jump-time and jump-mark format. There we forego the Poisson regression, opting instead to utilize the specific choice of parametric model to obtain a direct implementation; this includes the use of a standard optimizer to maximize the resulting expressions. In our data application, the data is on a monthly grid format, and there is considerably more data, which leads us to use the Poisson regression approach outlined above, since estimation might then exactly be based on aggregated data. When the number of observations is significantly larger than the covariate space, which is the case in our data application, this saves considerable amounts of storage and computation time.

E. ASYMPTOTICS FOR THE PARAMETERS

E.1. Consistency

Before showing asymptotic normality, we establish consistency. We focus on weak consistency, as this suffices for asymptotic distribution theory. Showing strong consistency of \hat{g}_n , \hat{f}_n , and $\hat{\theta}_n$ would, however, require almost no additional effort. For Theorem 2.1 in Newey & McFadden (1994), one would change (iv) to hold almost surely in order to obtain strong consistency. Similarly, for Theorem 1 in Delsol & Van Keilegom (2020), one could change (A1) such that the estimator is required to be the actual maximizer of the objective function, which is satisfied for our estimators, and further impose that (A3) and (A4) hold almost surely instead of in probabil-

ity. Since we show (iv) and (A4) by a Glivenko–Cantelli class argument, which implies almost sure convergence, we could equally well claim strong consistency.

Our approach to showing consistency and asymptotic normality is not to find minimal assumptions, but rather to formulate sufficient assumptions that are easy to check in a given application and, in particular, are not too restrictive for our applications.

Assumption 5.

- (i) Different g give rise to ω_{jk} that are not almost surely equal.
- (ii) The g parameter space \mathbb{G} is a compact subset of a Euclidean space, and g belongs to the interior.
- (iii) The hazards $\omega_{jk}(t; H, g)$ are continuous in g .
- (iv) $\sup_g |\ell_\xi(Z^{\text{obs}}, g)|$ has finite expectation and $\sup_{g,H} \omega_{jk}(t; H, g)$ are Lebesgue-integrable on $[0, \eta]$.

In the following, we use the usual stochastic order notation o_P , that is we write $x_n = o_P(r_n)$ if $|x_n|/r_n \rightarrow 0$ in probability.

PROPOSITION 1. *Under Assumptions 1-3 and Assumption 5, it holds that $\|\hat{g}_n - g_0\| = o_P(1)$.*

Proof. We verify the conditions of Theorem 2.1 in Newey & McFadden (1994). Condition (i) is satisfied by Gibbs' inequality and the identifiability of the model implied by Assumption 5(i). Condition (ii) is satisfied by Assumption 5(ii). We now consider Condition (iii). For a given $g \in \mathbb{G}$, take $(g_j)_{j \geq 1}$ with $g_j \rightarrow g$. By Assumption 5(iv), we may use dominated convergence which implies $\lim_{j \rightarrow \infty} E\{\ell_\xi(Z^{\text{obs}}, g_j)\} = E\{\lim_{j \rightarrow \infty} \ell_\xi(Z^{\text{obs}}, g_j)\}$. Again by Assumption 5(iv), dominated convergence and Assumption 5(iii) gives $\lim_{j \rightarrow \infty} \ell_\xi(Z^{\text{obs}}, g_j) = \ell_\xi(Z^{\text{obs}}, g)$. Thus, Condition (iii) holds. Condition (iv) corresponds to showing that $\{\ell_\xi(\cdot, g) : g \in \mathbb{G}\}$ is Glivenko–Cantelli. We will use Example 19.8 of Van der Vaart (1998). We note that $g \mapsto \ell_\xi(Z^{\text{obs}}, g)$ is continuous for any Z^{obs} by previous observations and has an integrable envelope function by Assumption 5(iv). Hence the class is Glivenko–Cantelli and Condition (iv) is satisfied. \square

Assumption 6.

- (i) Different f gives rise to α that are not almost surely equal.
- (ii) The f parameter set \mathbb{F} is a compact subset of a Euclidean space, and f belongs to the interior.
- (iii) The reverse time hazard $\alpha(t; J, X, f)$ is continuous in f .
- (iv) $\sup_f |\ell_U(f; k)|$ for $k = 0, 1$ has finite expectation and $\sup_{f,J,X} \alpha(t; J, X, f)$ is Lebesgue-integrable on $[0, \eta]$.
- (v) The adjudication probabilities $w(1, Z; g)$ are continuous in g .

PROPOSITION 2. *Under Assumptions 1-3, Assumption 6, and if $\|\hat{g}_n - g_0\| = o_P(1)$, it holds that $\|\hat{f}_n - f_0\| = o_P(1)$.*

Proof. We verify the conditions in Theorem 1 of Delsol & Van Keilegom (2020). Condition (A1) is satisfied by the specification of \hat{f}_n as the maximizer of the objective function. By standard arguments, Condition (A2) is satisfied if $E\{\ell_U(Z, f; g_0)\}$ is continuous in f since \mathbb{F} is compact. This is because $\mathbb{F}_\varepsilon = \{f \in \mathbb{F} : \|f - f_0\| \geq \varepsilon\}$ is closed and hence compact, so in this case there exists f_ε satisfying $\sup_{f \in \mathbb{F}_\varepsilon} E\{\ell_U(Z, f; g_0)\} = E\{\ell_U(Z, f_\varepsilon; g_0)\} < E\{\ell_U(Z, f_0; g_0)\}$ by uniqueness of the maximum implied by Gibbs' inequality and the identifiability implied by Assumption 6(i). We note the simultaneous continuity in f and g , as this is useful for checking other regularity conditions. It is a direct consequence of Assumptions 6(iii)-(v) by two applications of dominated convergence since $\sup_{f,g} |\ell_U(Z, f; g)| \leq$

$\sup_f |\ell_U(f; 1)| + \sup_f |\ell_U(f; 0)|$. Condition (A3) follows by the assumption that \hat{g}_n is weakly consistent. Condition (A4) follows if the class of functions $\{\ell_U(\cdot, f; g) : f \in \mathbb{F}, g \in \mathbb{G}\}$ is Glivenko–Cantelli. We use Example 19.8 in Van der Vaart (1998). Continuity and the existence of an integrable envelope function for the class follows by previous observations. Hence Condition (A4) is satisfied. For Condition (A5), we take $g_j \rightarrow g_0$ for $j \rightarrow \infty$. Note that by the triangle inequality, $|E\{\ell_U(Z, f; g_j)\} - E\{\ell_U(Z, f; g_0)\}| \leq E\{|w(0, Z; g_j) - w(0, Z; g_0)| \times \sup_f |\ell_U(f; 0)| + |w(1, Z; g_j) - w(1, Z; g_0)| \times \sup_f |\ell_U(f; 1)|\}$. The right-hand side does not depend on f and converges to 0 for $g_j \rightarrow g_0$ by dominated convergence and Assumption 6(v), hence Condition (A5) holds. \square

Assumption 7.

- (i) Different θ gives rise to μ_{jk}^* that are not almost surely equal.
- (ii) The θ parameter space Θ is compact, and θ belongs to the interior.
- (iii) $\sup_{\theta, f, g} |\ell(Z, \theta; f, g)|$ has finite expectation.
- (iv) $\sup_{\theta, J, X} \mu_{jk}^*(t; J, X, \theta)$ is Lebesgue-integrable on $[0, \eta]$.
- (v) The hazards $\mu_{jk}^*(t; J, X, \theta)$ are continuous in θ .
- (vi) The partial derivatives of $\ell(Z, \theta; f, g)$ with respect to the coordinates of θ , f , and g all exist and are continuous. Furthermore, $\sup_{\theta, f, g} \|\nabla_{(\theta, f, g)} \ell(Z, \theta; f, g)\|$ has finite expectation.

PROPOSITION 3. *Under Assumptions 1-3, Assumption 7, and if $\|\hat{g}_n - g_0\| = o_P(1)$ and $\|\hat{f}_n - f_0\| = o_P(1)$, it holds that $\|\hat{\theta}_n - \theta_0\| = o_P(1)$.*

Proof. We verify the conditions in Theorem 1 of Delsol & Van Keilegom (2020). Condition (A1) is satisfied by the specification of $\hat{\theta}_n$ as the maximizer of the objective function. Similarly to Proposition 2, Condition (A2) is satisfied by standard arguments if $E\{\ell(Z, \theta; g_0, f_0)\}$ is continuous in θ since Θ is compact by Assumption 7(ii) and the model is identifiable by Assumption 7(i). We start by showing the Lipschitz-type property $|\ell(Z, \theta_1; f_1, g_1) - \ell(Z, \theta_2; f_2, g_2)| \leq b(Z) \|(\theta_1, f_1, g_1) - (\theta_2, f_2, g_2)\|$ with b being an integrable function, as this is useful for showing other regularity conditions. If this holds, we see that

$$\begin{aligned}
 \left| E\{\ell(Z, \theta_1; f_1, g_1)\} - E\{\ell(Z, \theta_2; f_2, g_2)\} \right| &\leq E\{|\ell(Z, \theta_1; f_1, g_1) - \ell(Z, \theta_2; f_2, g_2)|\} \\
 &\leq E\{b(Z) \|(\theta_1, f_1, g_1) - (\theta_2, f_2, g_2)\|\}
 \end{aligned}$$

and since b is integrable, dominated convergence implies that the right-hand side converges to 0 for $(\theta_1, f_1, g_1) \rightarrow (\theta_2, f_2, g_2)$, and hence $E\{\ell(Z, \theta; f, g)\}$ is continuous in θ , f , and g . To show the Lipschitz-type property, note that Assumption 7(vi) implies that $\ell(Z, \theta; f, g)$ is differentiable in (θ, f, g) for any fixed Z . The mean-value theorem thus implies

$$\begin{aligned}
 &\ell(Z, \theta_1; f_1, g_1) - \ell(Z, \theta_2; f_2, g_2) \\
 &= \nabla_{(\theta, f, g)} \ell[Z, \{1 - k(Z)\}(\theta_1; f_1, g_1) + k(Z)(\theta_2; f_2, g_2)]^T \{(\theta_1, f_1, g_1) - (\theta_2, f_2, g_2)\}
 \end{aligned}$$

for some $k(Z) \in (0, 1)$. The Cauchy-Schwarz inequality now gives the Lipschitz-type property, with the integrability condition holding due to Assumption 7(vi). Hence Condition (A2) certainly holds. Condition (A3) follows by the assumption that \hat{g}_n and \hat{f}_n are weakly consistent. Condition (A4) follows if $\{\ell(\cdot, \theta; f, g) : f \in \mathbb{F}, g \in \mathbb{G}, \theta \in \Theta\}$ is Glivenko–Cantelli. This is the case by Example 19.7 and Theorem 19.4 in Van der Vaart (1998) due to the Lipschitz-type property. Hence Condition (A4) follows. Condition (A5) also follows from the Lipschitz-type property and Assumption 7(ii). \square

We now also consider consistency of Efron’s ‘simple’ nonparametric bootstrap introduced in Efron (1979) and described in Section 4. Based on the previous results, we immediately get weak consistency of the bootstrap estimator. The proposition is comparable with Proposition 1 in Hahn (1996).

PROPOSITION 4. *Under Assumptions 1-3 and Assumptions 5-7, it holds that $\|\hat{g}_n^{\text{boot}} - g_0\| = o_P(1)$, $\|\hat{f}_n^{\text{boot}} - f_0\| = o_P(1)$, and $\|\hat{\theta}_n^{\text{boot}} - \theta_0\| = o_P(1)$.*

Proof. By the Glivenko–Cantelli property shown in Propositions 1-3, each of the function classes $\{\ell_\xi(\cdot, g) : g \in \mathbb{G}\}$, $\{\ell_U(\cdot, f; g) : f \in \mathbb{F}, g \in \mathbb{G}\}$, and $\{\ell(\cdot, \theta; f, g) : f \in \mathbb{F}, g \in \mathbb{G}, \theta \in \Theta\}$ satisfy the uniform convergence $\sup_q \|n^{-1} \sum_{i=1}^n q(Z_i^{\text{obs}}) - E[q(Z^{\text{obs}})]\| = o_P(1)$, where q runs over the function class in question. Furthermore, we have shown that there exists an integrable envelope function for each of the classes. The bootstrap Glivenko–Cantelli theorem, Theorem 2.6 in Giné & Zinn (1990), then implies that $\sup_q \|n^{-1} \sum_{i=1}^n q(Z_i^{\text{obs}}) - n^{-1} \sum_{i=1}^n q(Z_{ni}^{\text{obs}})\| = o_P(1)$ almost surely. Consequently, the bootstrap estimators maximize their respective non-bootstrap empirical objective functions up to an $o_P(1)$ -term, which is sufficient to invoke both Theorem 2.1 of Newey & McFadden (1994) and Theorem 1 of Delsol & Van Keilegom (2020). \square

A different approach to proving Proposition 4 would be to verify the conditions of Theorem 3.5 in Arcones & Giné (1992).

E.2. Asymptotic normality

We now consider the stacked estimating equation

$$n^{-1} \sum_{i=1}^n h(Z_i^{\text{obs}}, \theta, f, g) = 0$$

for $h(Z^{\text{obs}}, \theta, f, g) = \{\frac{d}{dg} \ell_\xi(Z^{\text{obs}}, g), \frac{d}{df} \ell_U(Z, f; g), \frac{d}{d\theta} \ell(Z, \theta; f, g)\}^\top$. Define also the part pertaining to the nuisance parameters $k(Z^{\text{obs}}, f, g) = \{\frac{d}{dg} \ell_\xi(Z^{\text{obs}}, g), \frac{d}{df} \ell_U(Z, f; g)\}^\top$. The existence of the scores is ensured by Assumption 7(vi) and Assumption 8(i). Introduce also

$$\begin{aligned} H_1 &= E[\nabla_{\theta} h(Z^{\text{obs}}, \theta_0, f_0, g_0)], & H_2 &= E[\nabla_{(f,g)} h(Z^{\text{obs}}, \theta_0, f_0, g_0)], \\ K &= E[\nabla_{(f,g)} k(Z^{\text{obs}}, f_0, g_0)], & \psi(Z^{\text{obs}}) &= -K^{-1} k(Z^{\text{obs}}, f_0, g_0). \end{aligned}$$

Assumption 8.

- (i) There exists a neighborhood of the true parameter $(\Theta \times \mathbb{F} \times \mathbb{G})_\delta = \{(\theta, f, g) : \|(\theta, f, g) - (\theta_0, f_0, g_0)\| \leq \delta\}$ such that $\frac{d}{dg} \ell_\xi(Z^{\text{obs}}, g)$ and $\frac{d}{df} \ell_U(Z, f; g)$ exist and such that $E\{h(Z^{\text{obs}}, \theta, f, g)\} = 0$ has a unique solution in this neighborhood.
- (ii) The score $h(Z^{\text{obs}}, \theta, f, g)$ is dominated by a square-integrable function of Z^{obs} .
- (iii) The gradient of the score $\nabla_{(\theta, f, g)} h(Z^{\text{obs}}, \theta, f, g)$ exists and is continuous in the parameters. Furthermore, it is dominated by a square-integrable function of Z^{obs} .
- (iv) $(H_1, H_2)^\top (H_1, H_2)$ is nonsingular.

We may now show asymptotic normality. For the ordinary estimator, one could proceed via Theorem 6.1 in Newey & McFadden (1994), but we instead use Theorem 1 of Hahn (1996) as this also gives asymptotic normality of the bootstrap estimator. Similar conditions to those of Hahn (1996) are found in Arcones & Giné (1992).

PROPOSITION 5. *Under Assumptions 1-3 and Assumptions 5-8, it holds that*

- (i) The ordinary estimators \hat{g}_n , \hat{f}_n , and $\hat{\theta}_n$ are asymptotically normal.
- (ii) $\sqrt{n}(\hat{\theta}_n - \theta_0) \rightarrow N(0, V)$ in distribution for $V = H_1^{-1} E[\{h(Z^{\text{obs}}, \theta_0, f_0, g_0) + H_2\psi(Z^{\text{obs}})\}\{h(Z^{\text{obs}}, \theta_0, f_0, g_0) + H_2\psi(Z^{\text{obs}})\}^T](H_1^{-1})^T$.
- (iii) The bootstrap estimators \hat{g}_n^{boot} , \hat{f}_n^{boot} , and $\hat{\theta}_n^{\text{boot}}$ are asymptotically normal and, in particular, $\sqrt{n}(\hat{\theta}_n^{\text{boot}} - \hat{\theta}_n) \rightarrow N(0, V)$ in distribution.

Proof. Due to Assumption 8(i), our estimator can be formulated as a generalized method of moment estimator with identity weighting matrix and parameter space $(\Theta \times \mathbb{F} \times \mathbb{G})_\delta$. Theorem 1 of Hahn (1996) therefore becomes applicable. Condition (i) is satisfied since a) the score equation has the true parameters as its unique solution by Assumption 8(i), b) our data $(Z_i^{\text{obs}})_{i=1}^n$ is assumed to be independent and identically distributed, c) the solution is well-separated by standard arguments since $(\Theta \times \mathbb{F} \times \mathbb{G})_\delta$ is compact and $E\{h(Z^{\text{obs}}, \theta, f, g)\}$ is continuous in the parameters by dominated convergence and Assumptions 8(ii)-(iii), d) Glivenko–Cantelli holds for the class $\{h(\cdot, \theta; f, g) : (\theta, f, g) \in (\Theta \times \mathbb{F} \times \mathbb{G})_\delta\}$ by Example 19.8 of Van der Vaart (1998) since $h(Z^{\text{obs}}, \theta, f, g)$ is continuous in the parameters by Assumption 8(iii) and has an integrable envelope function by Assumption 8(ii), e) there is an integrable envelope function for the class as noted before, and f) the weighting matrix is equal to the identity weighting matrix. Condition (ii) holds by specification of the estimators. Condition (iii) holds by Assumptions 8(ii)-(iii) via dominated convergence, since these assumptions imply that h is continuous in the parameters and that the integrand is dominated by an integrable function, just use $(a - b)^2 \leq 2(a^2 + b^2)$. Note that an exponent of 2 seems to be missing in the Hahn (1996) paper; for comparison, see Theorem 21 (functional central limit theorem) in Chapter VII of Pollard (1984). Condition (iv) holds if the class $\{h(\cdot, \theta, f, g) : (\theta, f, g) \in (\Theta \times \mathbb{F} \times \mathbb{G})_\delta\}$ is Donsker since Condition (iii) holds at any parameter value, not just the true value. This can be shown via Example 19.7 and Theorem 19.5 in Van der Vaart (1998) in the same way as how the Lipschitz-type property was shown in the proof of Proposition 3: It is sufficient that h is differentiable in the parameters and that the norm of the gradient is dominated by a square-integrable function, and these properties are ensured by Assumption 8(iii). Condition (v) holds by Assumptions 8(iii)-(iv). The first part of Condition (vi) holds by Assumption 8(ii) and the second part holds by Theorem 3.1 of Andersen & Dobric (1987) and their following remark when setting $p = 2$ and with their function f being the score h . This is due to the following observations. Their equation (3.1.2) holds by Assumption 8(ii) and the triangle inequality, their equation (3.1.3) holds since the scores are both bounded and uniformly continuous with probability one by Assumptions 8(ii)-(iii) and the Heine-Cantor theorem, and the parameter set is compact (and hence totally bounded) with respect to the original Euclidean metric.

The variance matrix calculation is now identical to that of Theorem 6.1 in Newey & McFadden (1994), which leads to the desired result. \square

Theorem 1 is now a consequence of Propositions 1-5. Note that the proof can be adapted to the case where one uses the optimal weight matrix.

F. ADDITIONAL DETAILS FOR NUMERICAL STUDY

F.1. Data-generating process

Let the marked point process generated by the rates $\tilde{\mu}_{jk}$ be denoted $(T_m^\dagger, Y_m^\dagger)_{m \geq 1}$. Deletion of unreported events from $(T_m^\dagger, Y_m^\dagger)_{m \geq 1}$ leads to $(\tilde{T}_m, \tilde{Y}_m)_{m \geq 1}$, while deleting events that will be rejected leads to $(T_m^*, Y_m^*)_{m \geq 1}$. The data is generated according to the following algorithm:

- (i) Simulate X , V , and C .
- (ii) Simulate events in $(V, C]$ using the rates $\tilde{\mu}_{jk}$ and initial state 1.
- (iii) For jumps to state 3, simulate corresponding reporting delays with a distribution that depends on whether or not a transition to state 2 has occurred previously.
- (iv) For transitions from state 2 to state 3, simulate adjudication events in $(T_2^\dagger + U_2^\dagger, \eta]$ if this interval is nonempty using the rates ω_{jk} and initial state 1.

Events that are reported after η are flagged and deleted except for when implementing oracle methods. The adjudication outcome $\xi_{\langle\eta\rangle}$ is simulated from a Bernoulli distribution with success probability equal to its expectation given \mathcal{H}_η , and events with adjudication outcome zero are deleted when implementing oracle methods. For simulation of the reporting delays, we note that if $U \sim \text{Weibull}(\lambda, k, \beta)$, then $[1 - \exp\{-(\lambda U)^k\}]^{\exp(X\beta)} = W$ in distribution, where $W \sim \text{Unif}(0, 1)$. Trivial calculations then show that $U = \lambda^{-1} \times [-\log\{1 - W^{\exp(-X\beta)}\}]^{1/k}$ in distribution. Contour plots of the hazards $\tilde{\mu}_{jk}$, reporting delay reverse time hazards on log-scale, and adjudication hazards are depicted in Figure 4.

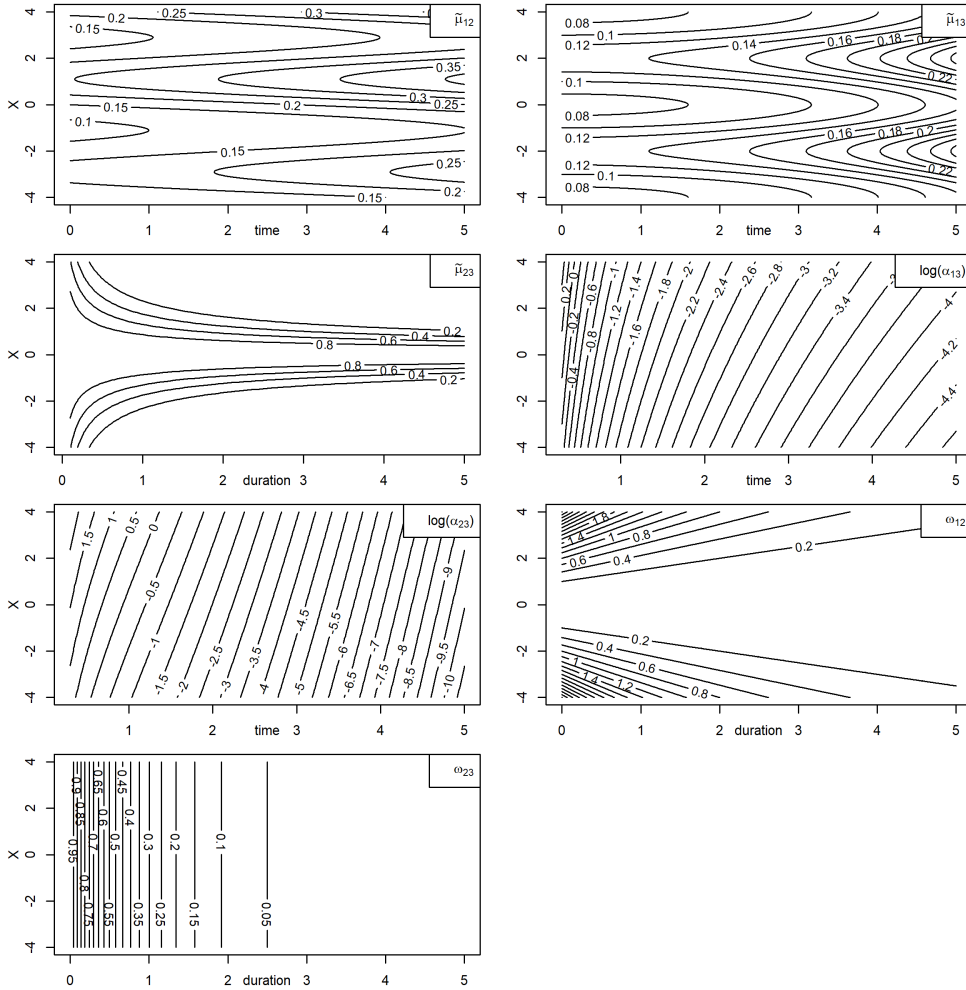


Fig. 4: Contour plots of the hazards from the numerical study. The first axis is time or duration depending on whether the hazard depends on the time or the duration in the current state; none of the hazards depend on both.

To obtain an expression for μ_{23}^* , we first let $p(X)$ be the probability that a newly reported jump becomes confirmed. We have

$$\begin{aligned} p(X) &= \left(1 - \exp\left[-\int_0^\infty g_1 \times \{X/(v+2)\}^2 dv\right]\right) \left[1 - \exp\left\{-\int_0^\infty \exp(g_2 \times v) dv\right\}\right] \\ &= \{1 - \exp(-g_1 \times X^2/2)\} \{1 - \exp(1/g_2)\}. \end{aligned}$$

Note that $\tilde{\mu}_{23}(t; \tilde{T}_1, X)$ only depends on t and \tilde{T}_1 through $t - \tilde{T}_1$, which equals V_t due to the lack of reporting delays for the transition to state 2, so we write $\tilde{\mu}_{23}(t; \tilde{T}_1, X) = \tilde{\mu}_{23}(V_t; X)$. Using that thinning $(T_m^\dagger, Y_m^\dagger)_{m \geq 1}$ with the adjudication outcomes leads to $(T_m^*, Y_m^*)_{m \geq 1}$, similar calculations to the ones found in Supplement B yield

$$\text{pr}(T_2^* \geq t \mid T_1^*, Y_1^* = 2) = 1 - p(X) \left[1 - \exp\left\{\frac{1 - \exp(\theta_7 V_t X^2)}{\theta_7 X^2}\right\}\right]$$

and hence by Jacod's formula for the intensity, see Proposition (3.1) of Jacod (1975),

$$\mu_{23}^*(t, V_t; X) = \frac{p(X) \exp[\{1 - \exp(\theta_7 V_t X^2)\}/(\theta_7 X^2)] \tilde{\mu}_{23}(V_t; X)}{1 - p(X)(1 - \exp[\{1 - \exp(\theta_7 V_t X^2)\}/(\theta_7 X^2)])}.$$

In order to speed up the computation time when calculating $\hat{\theta}_n$, we use that

$$\begin{aligned} \int \mu_1^*(s; \emptyset, \theta) ds &= \{\pi/(4\theta_5)\}^{1/2} \exp\{\theta_4 + \theta_6 \times \cos(0.5\pi X)\} \times \text{erfi}(\theta_5^{1/2} \times s) \\ &\quad + \theta_2^{-1} \times \exp\{\theta_1 + \theta_2 \times X + \theta_3 \times \sin(0.5\pi X)\} \times \exp(\theta_2 \times s) \end{aligned}$$

to calculate $Y_1(t)P^*(t; J(t-), \theta)$ efficiently, where erfi is the imaginary error function. This function is implemented in many software packages, but we instead use the following 15'th order Taylor expansion around 0 to further speed up calculations: $\text{erfi}(z) = \pi^{-1/2} \times (2z + \frac{2}{3}z^3 + \frac{1}{5}z^5 + \frac{1}{21}z^7 + \frac{1}{108}z^9 + \frac{1}{660}z^{11} + \frac{1}{4680}z^{13} + \frac{1}{37800}z^{15}) + O(z^{17})$. The approximation error for $Y_1(t)P^*(t; J(t-), \theta)$ was found to be of the order 10^{-7} for parameter choices near the true values, hence negligible. We further note that simple calculations gave analytical expressions for the exposure-terms of the log-likelihoods for g and f as well as for the Poisson approximation to the transition from state 1 to state 2.

F.2. Results

In Table 3 we report the bias, the SD, and the RMSE of the parameter estimators of g and f . In Table 4 we report the bias and the RMSE of the estimators of θ . The findings for SD and RMSE are highly comparable. Histograms of the obtained estimators are shown in Figure 5 and generally show approximate Gaussianity with varying degrees of skewness. The bootstrap results are shown in Table 5, and are based on $k = 50, 100, 200, 300, 400$ estimates of θ_7 and 1000 bootstrap resamples. We report the coverage of the confidence bands for several values of the number of bootstrap runs k and the confidence level $1 - \alpha$.

Table 3: Bias, empirical standard deviation (SD), and root mean squared error (RMSE) of the estimators \hat{g}_n and \hat{f}_n based on 400 simulations of size $n = 1500$.

Parameter	Proposed method		
	Bias	SD	RMSE
$g_1 = 0.8$	-.008	.104	.105
$g_2 = -1.2$	-.035	.294	.296
$f_1 = 2$.010	.465	.465
$f_2 = 0.5$.004	.037	.037
$f_3 = 0.1$	-.000	.032	.032
$f_4 = 1$	-.001	.089	.089
$f_5 = 1.5$.040	.170	.174
$f_6 = 0.2$.004	.060	.060

Table 4: Bias and root mean squared error (RMSE) of the estimator $\hat{\theta}_n$ based on 400 simulations of size $n = 1500$.

Parameter	Proposed method		Oracle		Poisson approx.		Naive 1		Naive 2	
	Bias	RMSE	Bias	RMSE	Bias	RMSE	Bias	RMSE	Bias	RMSE
$\theta_1 = \log 0.15$	-.004	.067	-.008	.033	-.010	.067	-.011	.067	-.010	.067
$\theta_2 = 0.1$	-.000	.020	-.001	.020	-.006	.021	-.006	.021	-.006	.021
$\theta_3 = 0.4$.003	.078	.003	.078	-.002	.078	-.002	.078	-.000	.079
$\theta_4 = \log 0.1$.003	.083	.001	.083	.012	.092	-.041	.087	-.051	.096
$\theta_5 = 0.03$.000	.012	-.000	.013	-.006	.017	-.018	.022	-.015	.021
$\theta_6 = -0.3$	-.000	.094	-.001	.088	.007	.094	-.009	.087	-.007	.090
$\theta_7 = -0.3$	-.011	.067	-.011	.055	-.012	.067	.157	.158	.148	.163

Table 5: Coverage (%) of percentile bootstrap confidence bands for θ_7 with $k = 50, 100, 200, 300, 400$ as well as $1 - \alpha = 0.90, 0.95, 0.99$.

k	Coverage (%)		
	90	95	99
50	91.8	93.9	95.9
100	87.9	91.9	97.0
200	87.9	93.0	98.0
300	90.0	95.0	98.3
400	89.5	95.0	98.7

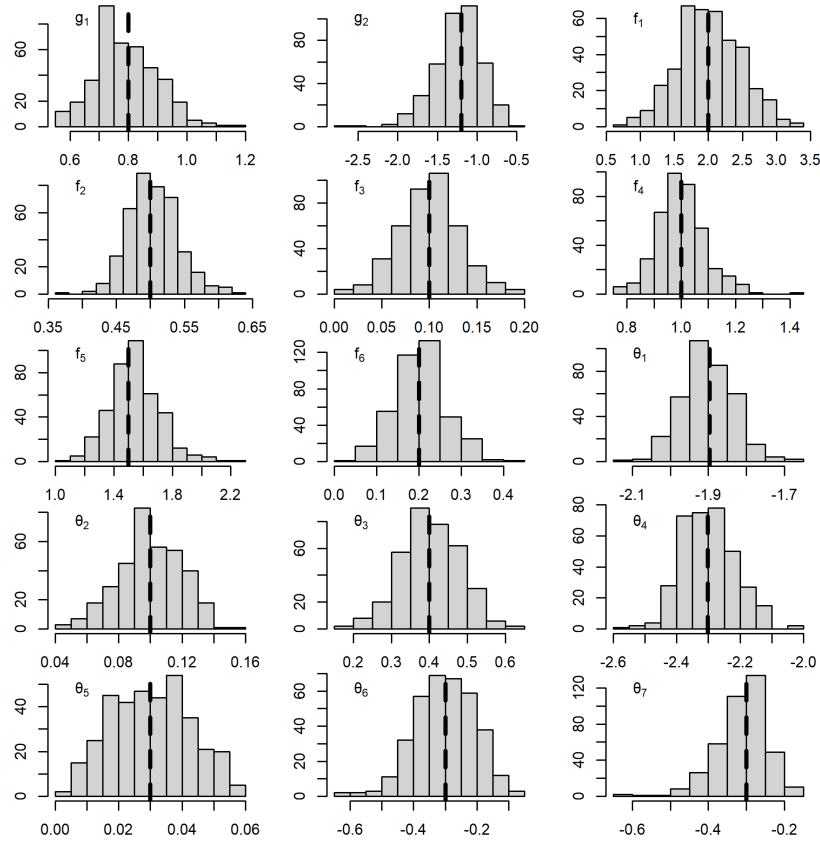


Fig. 5: Histograms of \hat{g}_n , \hat{f}_n , and $\hat{\theta}_n$ based on 400 samples of size $n = 1500$ with the true values indicated by dashed lines.

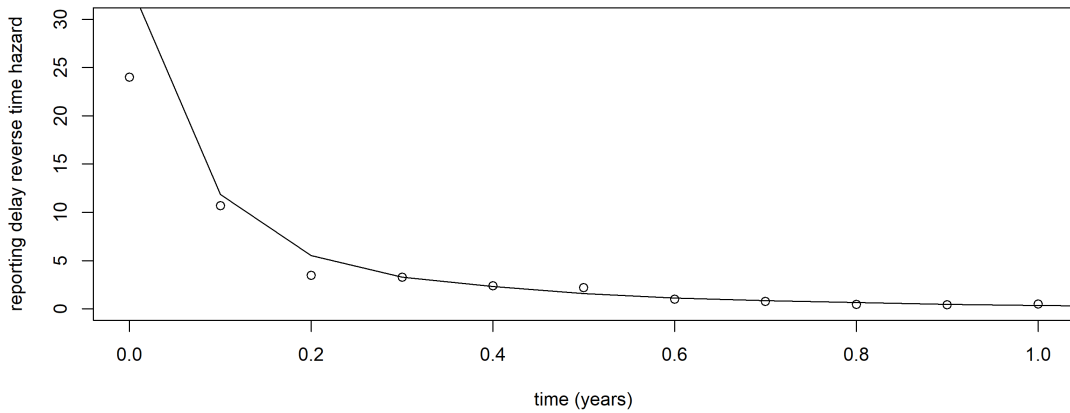


Fig. 6: Fitted rate (line) and occurrence-exposure rate (points) for the reverse time hazard of the reporting delay distribution.

G. ADDITIONAL DETAILS FOR DATA APPLICATION

In Table 6 and Table 7, we present the parameter estimates and percentile bootstrap confidence intervals for f and g respectively. The confidence intervals are computed using 400 bootstrap resamples. The variable ‘rejected before’ is an indicator of the event that adjudication state 2 has been hit before. This variable is trivial in adjudication state 2 and hence not included in that regression. There are no deaths observed from adjudication state 2 for disablements, and we hence estimate no parameters for this transition, letting the hazard be identically zero. Similarly, only one death is observed from adjudication state 1 for reactivations, causing the Poisson regression algorithm to diverge, and we hence also let this hazard be identically zero. One could of course have changed the regression model to a simple intercept model and gotten a small positive hazard, but its effect on the adjudication probabilities would be negligible and we hence forego this modification.

In Figure 6, we use the link between reverse time hazard estimation and Poisson regression, which is described in Supplement D, to plot the fitted reverse time hazard rates against empirical occurrence-exposure rates. The model shows no obvious lack of goodness-of-fit. Figure 7 contains similar plots for the adjudication hazards as a function of the duration since the unadjudicated event occurred.

Table 6: Parameter estimates (Est.) and 95% bootstrap percentile confidence interval (CI) for the parameter f using the proposed method and 400 bootstrap resamples.

Parameter	Est.	α
		CI
λ	2.23	(0.964, 2.78)
k	1.05	(0.931, 2.00)
Male	.356	(-0.518, 0.682)
Female	.113	(-0.672, 0.783)
Age at disability	.001	(-0.027, 0.006)

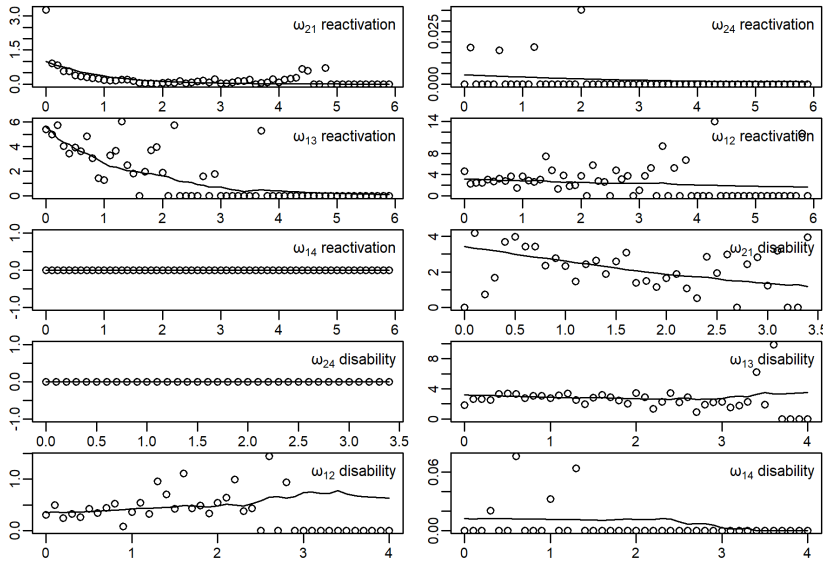


Fig. 7: Fitted rates (lines) and occurrence-exposure rates (points) for the adjudication hazards graphed as a function of the duration since the unadjudicated event occurred.

Table 7: Parameter estimates (Est.) and 95% bootstrap percentile confidence interval (CI) for the parameter g using the proposed method and 400 bootstrap resamples.

Parameter	Type	ω_{12}		ω_{13}		ω_{14}		ω_{21}		ω_{24}	
		Est.	CI	Est.	CI	Est.	CI	Est.	CI	Est.	CI
Age	Reactivation	.005	(-0.010, 0.018)	.015	(0.007, 0.026)	-	-	.000	(-0.011, 0.010)	.023	(-0.059, 0.105)
Male	Reactivation	.973	(0.295, 1.63)	1.29	(0.752, 1.76)	-	-	-2.08	(-0.703, 0.295)	-5.94	(-10.45, -2.87)
Female	Reactivation	1.18	(0.524, 1.84)	.771	(0.159, 1.31)	-	-	-0.53	(-0.793, 0.626)	-21.10	(-26.24, -18.17)
Disability duration	Reactivation	-0.65	(-0.247, 0.153)	-1.98	(-0.380, 0.005)	-	-	.206	(0.101, 0.325)	-4.64	(-1.86, 0.136)
Reactivation duration	Reactivation	-0.42	(-0.273, 0.205)	-4.90	(-0.803, -0.200)	-	-	-1.25	(-1.49, -1.05)	.148	(-1.29, 1.66)
Age	Disability	-0.05	(-0.015, 0.005)	.001	(-0.003, 0.004)	.013	(-0.054, 0.101)	.003	(-0.008, 0.014)	-	-
Male	Disability	-8.00	(-1.27, -0.310)	1.06	(0.870, 1.25)	4.85	(-10.04, 4.52)	1.16	(0.578, 1.74)	-	-
Female	Disability	-8.06	(-1.30, -0.316)	1.19	(0.988, 1.41)	-5.29	(-22.06, 3.17)	1.08	(0.353, 1.71)	-	-
Disability duration	Disability	.077	(-0.190, 0.315)	-2.34	(-0.343, -0.129)	.169	(-1.45, 1.23)	-2.55	(-0.610, 0.063)	-	-
Report duration	Disability	-2.50	(-0.802, 0.280)	.470	(0.307, 0.680)	-5.32	(-211.85, 2.12)	-0.90	(-0.525, 0.413)	-	-
Rejected before	Disability	.982	(0.572, 1.38)	-1.18	(-0.360, 0.072)	-14.68	(-16.70, -11.75)	-	-	-	-

REFERENCES

- ANDERSEN, N. T. & DOBRIC, V. (1987). The central limit theorem for stochastic processes. *Annals of Probability* **15**, 164–177.
- ARCONES, M. A. and GINÉ, E. (1992). On the bootstrap of M-estimators and other statistical functionals. In: *Exploring the Limits of Bootstrap*. New York: Wiley, pp. 13–47.
- GINÉ, E. & ZINN, J. (1990). Bootstrapping general empirical measures. *Annals of Probability* **18**, 851–869.
- HOEM, J. (1972). Inhomogeneous semi-Markov processes, select actuarial tables, and duration-dependence in demography. In: *Population Dynamics*. New York: Academic Press, pp. 251–296.
- JACOD, J. (1975). Multivariate point processes: Predictable projection, Radon-Nikodym derivatives, representation of martingales. *Zeitschrift für Wahrscheinlichkeitstheorie und verwandte Gebiete* **31**, 235–253.
- KIM, J. K. (2011). Parametric fractional imputation for missing data analysis. *Biometrika* **98**, 119–132.
- LINDSEY, J. K. (1995). Fitting parametric counting processes by using log-linear models. *Journal of the Royal Statistical Society: Series C* **44**, 201–212.
- POLLARD, D. (1984). *Convergence of Stochastic Processes*. New York: Springer.
- ROBINS, J. M. & WANG, N. (2000). Inference for imputation estimators. *Biometrika* **87**, 113–124.
- RUBIN, D. B. (1987). *Multiple Imputation for Nonresponse in Surveys*. New York: Wiley.
- VAN DER VAART, A. W. (1998). *Asymptotic Statistics*. Cambridge: Cambridge University Press.
- WANG, N. & ROBINS, J. M. (1998). Large-sample theory for parametric multiple imputation procedures. *Biometrika* **85**, 935–948.