

On Leakage in Machine Learning Pipelines

Sasse, L.^{1,2,3*}; Nicolaisen-Sobesky, E.^{1*}; Dukart, J.^{1,2}; Eickhoff, S.B.^{1,2}; Götz, M.^{4,5}; Hamdan, S.^{1,2}; Komeyer, V.^{1,2}; Kulkarni, A.⁶; Lahnakoski, J.^{1,2}; Love, B.C.^{7,8,9}; Raimondo, R.^{1,2}; Patil, K.R.^{1,2,10}

1 Institute of Neuroscience and Medicine, Brain and Behaviour (INM-7), Forschungszentrum Jülich, Jülich, Germany

2 Institute of Systems Neuroscience, Medical Faculty, Heinrich-Heine-University Düsseldorf, Düsseldorf, Germany

3 Max Planck School of Cognition, Stephanstrasse 1a, Leipzig, Germany

4 Division of Experimental Radiology, Department for Diagnostic and Interventional Radiology, University Hospital Ulm, Ulm, Germany

5 Experimental Radiology, University Ulm, Ulm, Germany

6 Principal Global Services, Pune, India

7 Department of Experimental Psychology, University College London, London, UK

8 The Alan Turing Institute, London, UK

9 European Lab for Learning & Intelligent Systems (ELLIS)

10 Koita Centre for Digital Health, IIT Bombay, Mumbai 400076, India

* These authors contributed equally

Corresponding author: Dr. Kaustubh R. Patil (k.patil@fz-juelich.de)

Abstract:

Machine learning (ML) provides powerful tools for predictive modeling. ML's popularity stems from the promise of sample-level prediction with applications across a variety of fields from physics and marketing to healthcare. However, if not properly implemented and evaluated, ML pipelines may contain leakage typically resulting in overoptimistic performance estimates and failure to generalize to new data. This can have severe negative financial and societal implications. Our aim is to expand understanding associated with causes leading to leakage when designing, implementing, and evaluating ML pipelines. Illustrated by concrete examples, we provide a comprehensive overview and discussion of various types of leakage that may arise in ML pipelines.

Keywords: Machine Learning, Generalization, Data Leakage, Reproducibility

1. Introduction

Machine learning (ML) has become a popular approach to make predictions, aid decision making, and gain insights into complex data. Due to its capacity to build predictive models, supervised learning has found applications in various domains including health-care, physics, and climate science (1–9). Easy-to-use software libraries with hundreds of learning algorithms and data wrangling tools have lowered the entry barrier for ML-based analyses (e.g. scikit-learn (10) and tidymodels (11)). This, together with the increasing availability of data, has fueled the rise of ML-based applications.

Despite the availability of easy-to-use ML software, most applications still require assembling a custom ML-based data analysis pipeline satisfying unique considerations in terms of data, preprocessing, feature engineering, parameter tuning, and model selection. Implementing a correct ML pipeline and drawing valid conclusions from the ensuing results remains challenging and prone to errors. ML models are powerful, and they are adept at exploiting any available information. Thus, it falls on the practitioner to ensure that the data modeling approach is reliable and valid. As we will discuss, even simple ML pipelines, if not properly implemented and interpreted, can lead to drastically wrong interpretations and severely problematic conclusions. Similar to the replication crisis that recently engulfed the statistics communities and much of the applied sciences, owing to misunderstanding and –intentional or unintentional– misuse of p -values from null hypothesis significance testing (12,13), misunderstandings and malpractice in ML can lead to its own replication crisis (14,15) with severe negative financial and societal ramifications (16). It must be noted that a ML pipeline could be reproducible but still incorrect in inference. Addressing such ML pitfalls, and especially pitfalls related to data leakage, is essential to improve the quality and trustworthiness of ML-based data analyses, and consequently to better applications and fostering societal acceptance.

For instance, a recent study claimed high accuracy (91%) in predicting suicidality in youth using neuroimaging data (17). Such a model would be of high clinical relevance and can provide valuable insights about underlying brain phenotypes. However, this paper was retracted because it relied on leakage-prone feature selection leading to an erroneous model and interpretations (16,18). This exemplifies the threat posed by leakage in ML pipelines to realistic estimation of generalization performance, insights gained, and deployment. Some types of leakage are widely recognized and are discussed in the literature, such as illegitimate use of the targets of the test data (19), yet many remain unexplored. Leakage can happen in numerous ways; some are evident and straightforward to detect, whereas others can be more subtle, complicating their detection and rectification. While previous works have addressed several pitfalls in ML-based analysis (4,20–26), only a few have covered the wide range of threats posed by leakage (15,19) (also see John Langford: <https://hunch.net/?p=22>). We expand these previous works by providing a comprehensive overview of various leakage scenarios, categorized in a user-centric and intuitive fashion which we hope encourages more careful design and evaluation of ML pipelines and inspires further investigation in this area.

Here, we focus on supervised learning, hereafter referred to as ML, where the user has access to data represented as feature-target pairs. We further limit the discussion and showcased analyses to traditional ML algorithms. In addition to several standard algorithms, we also employed AutoML (27), which “democratizes” ML by automatically building sophisticated

models. We would like to note that this work does not aim to cover the entire field of machine learning, as it is too vast. For instance, we do not address time series analysis and unsupervised learning, which come with their own unique set of limitations and considerations. However, most of the concepts and guidelines presented here are generally applicable. The authors have noted the misconceptions and malpractices discussed here in open-source code available on the Internet, as well as in code written by themselves, students, or collaborators. These observations span various skill levels, ranging from beginners to domain experts and data analysis experts. Therefore, the insights shared here can provide guidance for everyone from novice to advanced ML practitioners, researchers, reviewers, and editors.

We start with a brief introduction to basics of ML and the cross validation (CV) procedure (section 2) that will serve as a guide to understand the concepts used in the rest of the article. This section is divided in three parts: 2.a) ML concepts, 2.b) Cross-validation basics, and 2.c) Steps while designing a ML pipeline. Next, we present various examples of leakage in ML pipelines together with empirical examples and illustrations (section 3). Next, we discuss possible mitigations strategies (section 4) followed by general conclusions and key takeaways (section 5).

2. Basics of Machine Learning

2a. Machine Learning concepts

In a supervised machine learning task the user has access to labeled data consisting of n feature-target pairs $S = \{(x_1, y_1), (x_2, y_2), (x_3, y_3), \dots (x_n, y_n)\}$ where x_i are the features and y_i are associated targets. The data samples are assumed to be independently and identically distributed (I.I.D.) and sampled from a fixed probability distribution. The task of a ML algorithm is to learn a function or a model that maps features to a target; $f(x_i) = y_i$. A model with discrete output is called a classifier, while one with continuous output is a regressor, two commonly encountered scenarios. The goal is to learn a model that generalizes on unseen data by providing accurate predictions. A model is composed of parameters (e.g., weights in a multiple linear regression) and often includes hyperparameters (e.g., regularization parameter λ of ridge regression). Both contribute significantly to a model's ability to generalize. While the parameters are learned from the data using an optimization procedure, typically involving empirical risk minimization, the hyperparameters need to be either set by the user or "tuned" by searching for values that yield accurate predictions on hold-out data.

2.b Cross validation basics: model assessment and model selection

The goal of ML is to create models that accurately predict outcomes on unseen data, which requires learning generalizable information. However, because real-world test data (e.g., future patients or scenarios not yet encountered by a self-driving car) is typically not available, ML practitioners often hold out a portion of the available data as a proxy for test data to evaluate a model's generalization performance. Assuming that the underlying probability distribution of the data does not change, such an estimate helps with *model assessment* as an indicator of what to expect on new data.

Cross validation (CV) is frequently employed for model assessment (Fig. 1) as it makes efficient use of available data (28–31). In a k -fold CV scheme, the data is divided into k non-

overlapping equally sized sets or folds. In each iteration of the CV procedure, one of the folds is used as the test data, while the rest are used for training. Iterating through all folds completes one CV run (also called a repeat). The average performance across all folds is computed as an estimate of generalization performance. To minimize biases that could arise due to data splitting, it is a standard practice to repeat the CV process multiple times with different splits (e.g. 5 times repeated 5-fold CV) (32).

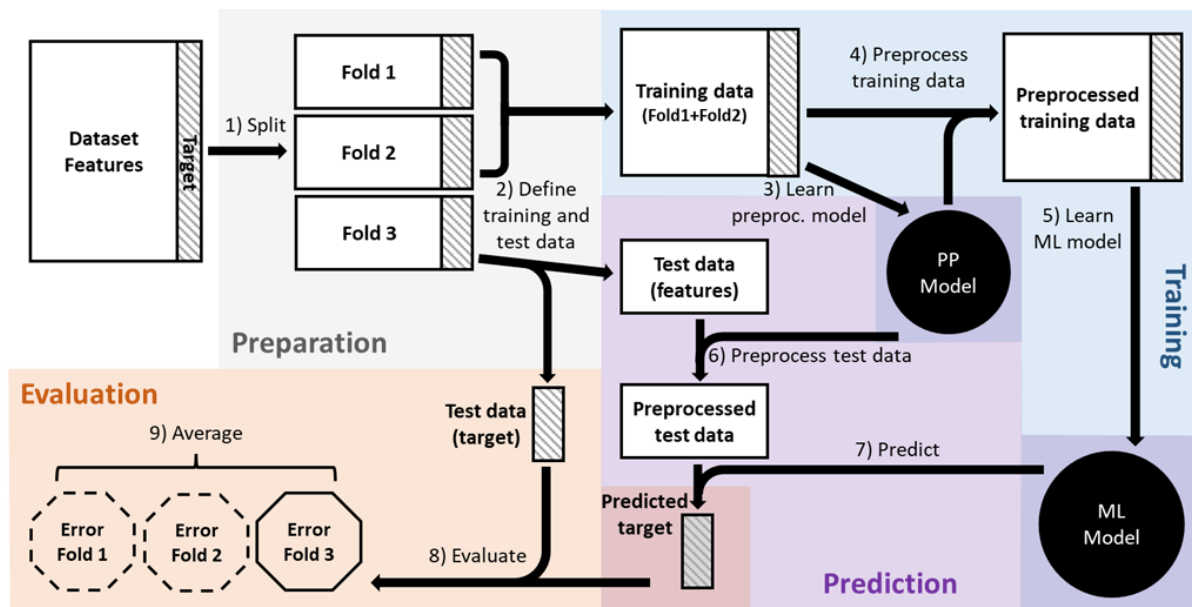


Figure 1: A schematic representation of the cross validation (CV) scheme. Here, we illustrate a single repeat of a k -fold CV with three folds ($k = 3$) with the third fold being used as the test data.

CV is also employed for *model selection* to select a model from a set of competing options, e.g. models arising from hyperparameter tuning (33) such as the cost of an SVM (34) or pipelines employing different preprocessing and/or learning algorithms. The model with highest generalization performance is typically selected. CV provides a general and practical method for model selection even with complex model parametrization often found in ML algorithms where model selection statistics like Akaike's information criterion might not be feasible. For a more comprehensive coverage of the topic, we refer the reader to excellent sources (e.g. (33,35,36)). Both model assessment and model selection are often a part of a ML-based data analysis pipeline. Leakage can happen within either role of CV, and also if the two roles are confused (32). Nested cross-validation (37), also known as double cross-validation, differentiates the two roles of CV. Within a nested CV scheme, the inner CV encompasses all data-dependent decisions and performs model selection (e.g., determining optimal hyperparameters or feature selection) while the outer CV is responsible for model assessment.

2.c Designing a ML pipeline

The process of designing a ML-based data analysis pipeline can be broadly categorized into the following steps: S-I) Task definition, S-II) Data collection and preparation, S-III) Data preprocessing, S-IV) ML algorithm definition, and S-V) Definition of evaluation scheme and

metrics. If the goal of the analysis extends beyond assessing generalization performance, additional steps might be employed, S-VI) Interpretation and deployment. Each of these steps requires multiple decisions and mistakes can lead to data leakage. For more elaborate analysis scenarios, we refer the reader to the CRISP-DM standard (38,39).

S-I) Task definition: Definition of the target variable y (e.g., disease status or behavioral scores) and the features to be used (i.e., x , e.g., pixel values in images or functional connectivity derived from neuroimaging data). Consideration of any confounds that can obscure the intended feature-target relationship must be taken into account (e.g., age or sex are often considered as confounds in biological and clinical applications).

S-II) Data collection and data preparation strategies: Here decisions need to be made both before and after data collection. Before data collection, decisions to deal with known biases should be made (e.g. equal sampling of males and females, or of case and control observations; see (40,41) for a detailed treatment of this topic). After collection the data might need preparation. This may involve subsampling (such as selection of only females for sex-specific analysis), feature extraction like connectivity from brain imaging data, and feature preparation like normalization of images. Importantly, we define data preparation as processing exclusively applied to a single data point or sample independently of others.

S-III) Data preprocessing strategy: Optional data preprocessing steps involving transformations applied across multiple samples are defined. These steps are typically applied to the features, and may include feature normalization, feature selection, dimensionality reduction, and treatment of missing values.

S-IV) ML algorithm definition: One or more ML algorithms suitable for the task at hand must be selected, such as classification for predicting disease status, or regression for predicting continuous behavioral scores. If the ML algorithm includes hyperparameters, the ML practitioner must either set the hyperparameter values or define a search space for tuning them using data.

S-V) Definition of evaluation scheme and metrics: An evaluation scheme must be chosen for model assessment, such as train-test split, k -fold CV or use of future data. If the pipeline requires hyperparameter tuning, the chosen scheme should take this into account, for instance by using nested CV. Evaluation metrics appropriate for the task must be selected, such as classification accuracy and area under the receiver operating characteristic curve (AUC) for classification or mean absolute error (MAE) and coefficient of determination (r^2) for regression.

S-VI) Interpretation and deployment: The selected model can be used to gain insights into the structure of the data. Implicitly interpretable models provide parameters that can be used, e.g., weights of a linear SVM, or additional processing during or post model construction might be needed, e.g., feature importance scores. In real-world application scenarios, the selected pipeline is deployed for making predictions on new samples. In this case, the practitioner must define how the new samples will be acquired and processed before making predictions. While deployment is not considered in typical research settings, as we shall see, it serves as a useful concept for avoiding some potential pitfalls.

3. Leakage in ML pipelines

Any data-driven choice made within any step of a ML pipeline (see Section 2c), whether concerning preprocessing, learning, or prediction, must be validated using new unseen data. Failure to do so usually results in overly optimistic generalization performance estimates on the data at hand but poor performance on unseen data. We take a more general view of leakage to cover inappropriate use of data in different parts of a ML pipeline which can lead to erroneous (either optimistic or pessimistic) estimation of generalization performance or results in non-deployable models. Below, we describe several types of leakage assuming that the ML pipeline employs CV for estimating generalization performance.

3.a Test-to-train leakage

We begin with a well-known type of leakage which we call test-to-train leakage as in this case information is leaked from the test set into the training process. Several scenarios can lead to test-to-train leakage, such as failure to separate training and test data, failure to consider dependent samples, application of preprocessing before data splitting, and improper model selection.

The most straightforward case happens when the separation between training and test data is not followed (42) (Figure 2). As the model can learn patterns in the test data, it can result in high test accuracy. However, this cannot be considered a correct estimate of generalization performance as the test data was not unseen.

Another case where this type of leakage happens is when the samples are not independent of each other. When data samples can be assumed I.I.D., randomly splitting them into training and test sets is sufficient. However, when the I.I.D. assumption is violated, more care must be taken to avoid the related samples being split across training and test sets. An example of violation of the I.I.D. assumption is data that contains twins or siblings as is the case with the Human Connectome Project - Young Adult cohort (43). If the twins are allowed to split between training and test sets then the prediction performance is higher than if the twins are grouped together (Figure 3). Further examples demonstrating such leakage include, existence of the same genomic loci in the training and test sets when performing cross-cell type predictions (44), and using 2D slices from the 3D brain images of the same individual for training and testing for predicting neurodegenerative disease (45).

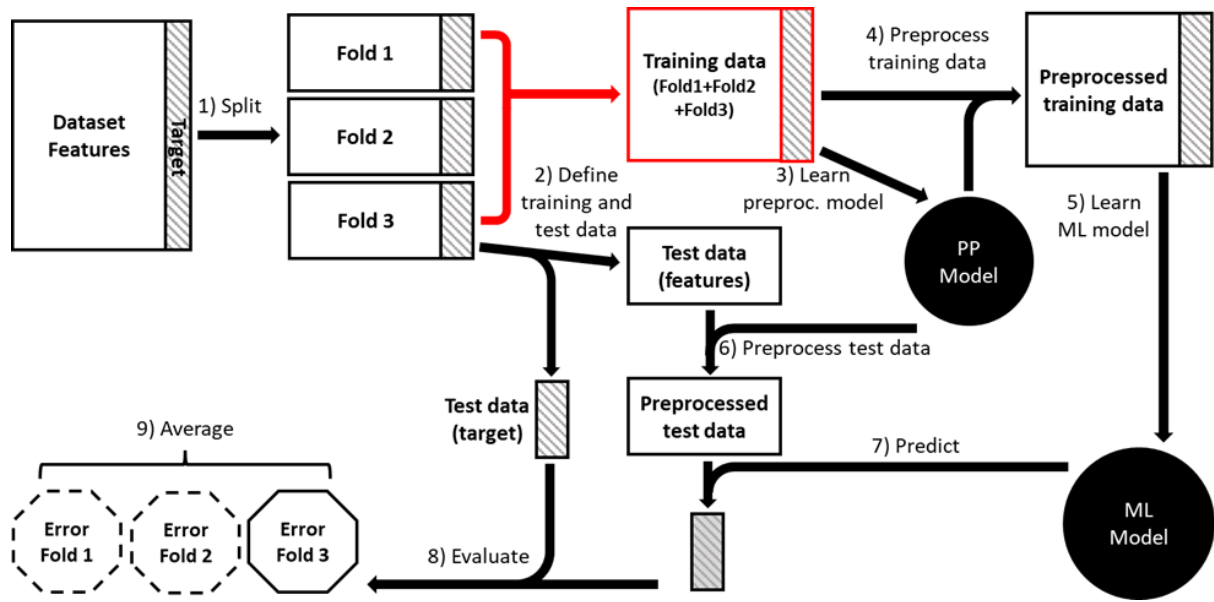


Figure 2: Test-to-train leakage: Using the test data as a part of the training data leads to leakage, since the model is able to learn patterns from the test data during training, which usually results in overoptimistic generalization performance estimates. Red color indicates the problematic steps.

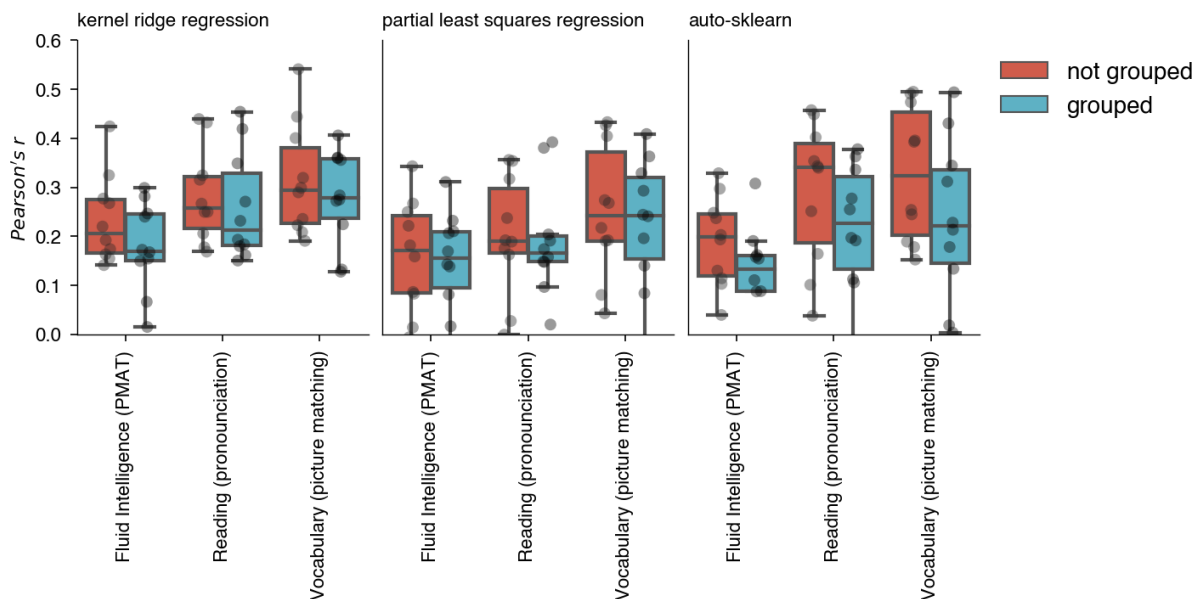


Figure 3: Test-to-train leakage due to violation of I.I.D. assumption in cross-validation. Functional connectivity was estimated using resting-state functional magnetic resonance imaging data of the Human Connectome Project - Young Adult cohort (HCP-YA). Functional connectivity was then used to predict three psychometric targets (x-axis), each in a 10-fold cross-validation scheme. HCP-YA data contain siblings, and siblings are known to have similar connectomes. Therefore, allowing the siblings to be split across training and test sets (red bars, without grouping) leads to leakage while grouping siblings in training or test sets (blue bars, with grouping) shows overall lower accuracy (Pearson's r between true and predicted target, y-axis).

Another case of test-to-train leakage arises when data preprocessing such as dimensionality reduction (e.g. PCA), feature normalization, and imputation for filling in missing values, is applied to the whole dataset before splitting it (15). As the preprocessing parameters are estimated on the whole dataset, it invalidates the train-test separation (Figure 4). The resulting estimate of generalization performance is likely to be overly optimistic. Empirical demonstrations of such leakage in the literature include performing on the whole dataset feature selection (Figure 5) (22,46), and oversampling to counter data imbalance (24). It should be noted that such leakage can happen when preprocessing either the features or the target values. For instance, when the target is created by combining multiple variables (e.g., several behavioral measures) using a dimensionality reduction method such as PCA.

This case of test-to-train leakage can be avoided by learning the preprocessing parameters on the training set and then applying them to the training and the test sets. Note that data preparation strategies that rely on a single sample and thus preserve the train-test separation do not lead to such leakage. For instance, data imputation can be performed in a within-sample fashion such that missing values are estimated using other features of that sample (see, e.g., (47)).

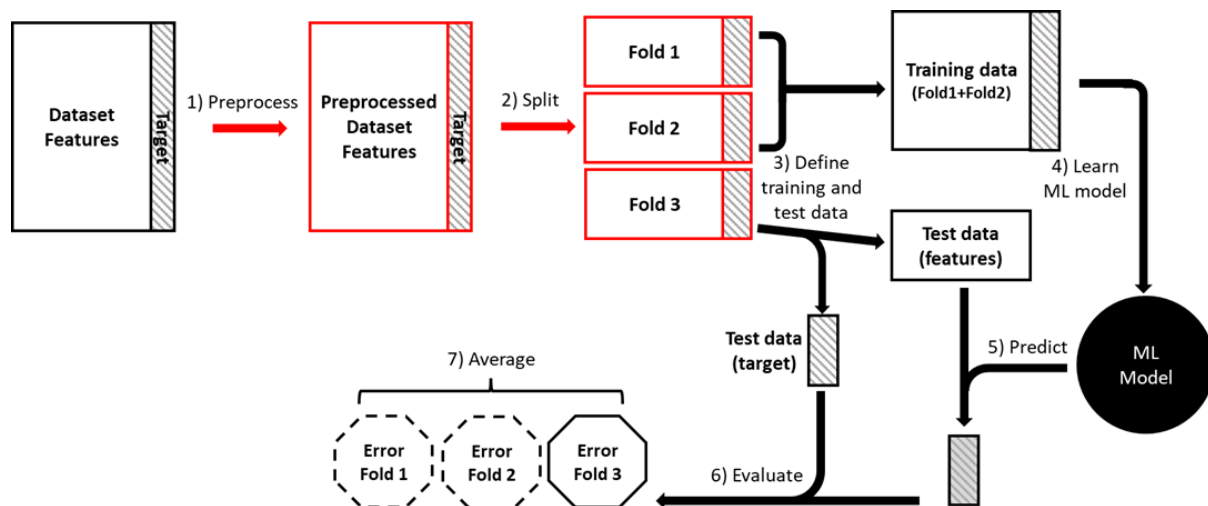


Figure 4: Test-to-train leakage. Preprocessing is performed on the whole data before data splitting, yielding a preprocessing model learned from the whole dataset. In a correct implementation, the parameters of a preprocessing model should be estimated in the training set and applied to both training and test sets. Red color indicates the problematic steps.

```
# leakage
features_to_use = feature_select(X, y)
CV_error = run_cross_validation(X[:, features_to_use], y, k=5)

# no leakage
for k in 1:5
    train_idx = training_set_indices(k)
    test_idx = training_set_indices(k)
    features_to_use = feature_select(X[train_idx, :], y[train_idx])
    model = train_model(X[train_idx, features_to_use], y[train_idx])
    CV_error[k] = test(model, X[test_idx, features_to_use])
```

Figure 5: Pseudocode for leakage-inducing and leakage-free feature selection.

Conflating the two roles of CV, model assessment and model selection (see Section 2.b), can lead to test-to-train leakage. For instance, consider an ML algorithm with a single hyperparameter (e.g., linear kernel SVM with its hyperparameter cost or C) within a 5-fold CV. Each cost value from the set used for tuning will provide an estimate of error (averaged across the test sets). The lowest error here is likely to be optimistic due to leakage. In other words, the while-tuning error (model selection) is an overoptimistic estimate of the post-tuning error (model assessment) (22,23,32,48). Using nested CV in which the hyperparameter is tuned in an inner CV and the selected model is applied on the test set can avoid such leakage. We provide an empirical illustration, again using neuroimaging data to predict behavior, that indeed shows that CV estimates are overoptimistic compared to nested CV estimates (Figure 6).

Such leakage is not restricted to hyperparameters and can happen with any data-driven choices, such as selection of an algorithm (e.g., SVM versus random forests) and data transformations (e.g., PCA, univariate feature selection) (32). Such choices should be treated in the same way as hyperparameters, i.e. tuned and evaluated using nested CV. In other words, all data-driven choices within a ML pipeline should be considered a part of learning, hence they must be validated on data not seen by the models to obtain an estimate of “real-world” performance. For more details see (49).

Finally, we describe a case of test-to-train leakage which can lead to overfitting which in turn can lead to pessimistic generalization performance estimates. This is different to most other leakage cases where the purported generalization performance tends to be overly optimistic. This can happen due to incorrect implementation of learning algorithms. A popular approach to leverage multiple ML algorithms is by building a stacking model which is an ensemble method involving multiple base models and a “meta” model (50). The meta model should be trained on out-of-sample predictions from the base models together with corresponding target values. An incorrect implementation of the base models that generate predictions from the training data will cause the stacking model to overfit which in turn will perform poorly on test data. This failure to maintain train-test separation for base model predictions can be considered as a case of test-to-train leakage. In a correct implementation, the out-of-sample predictions can be obtained using techniques like k -fold CV.

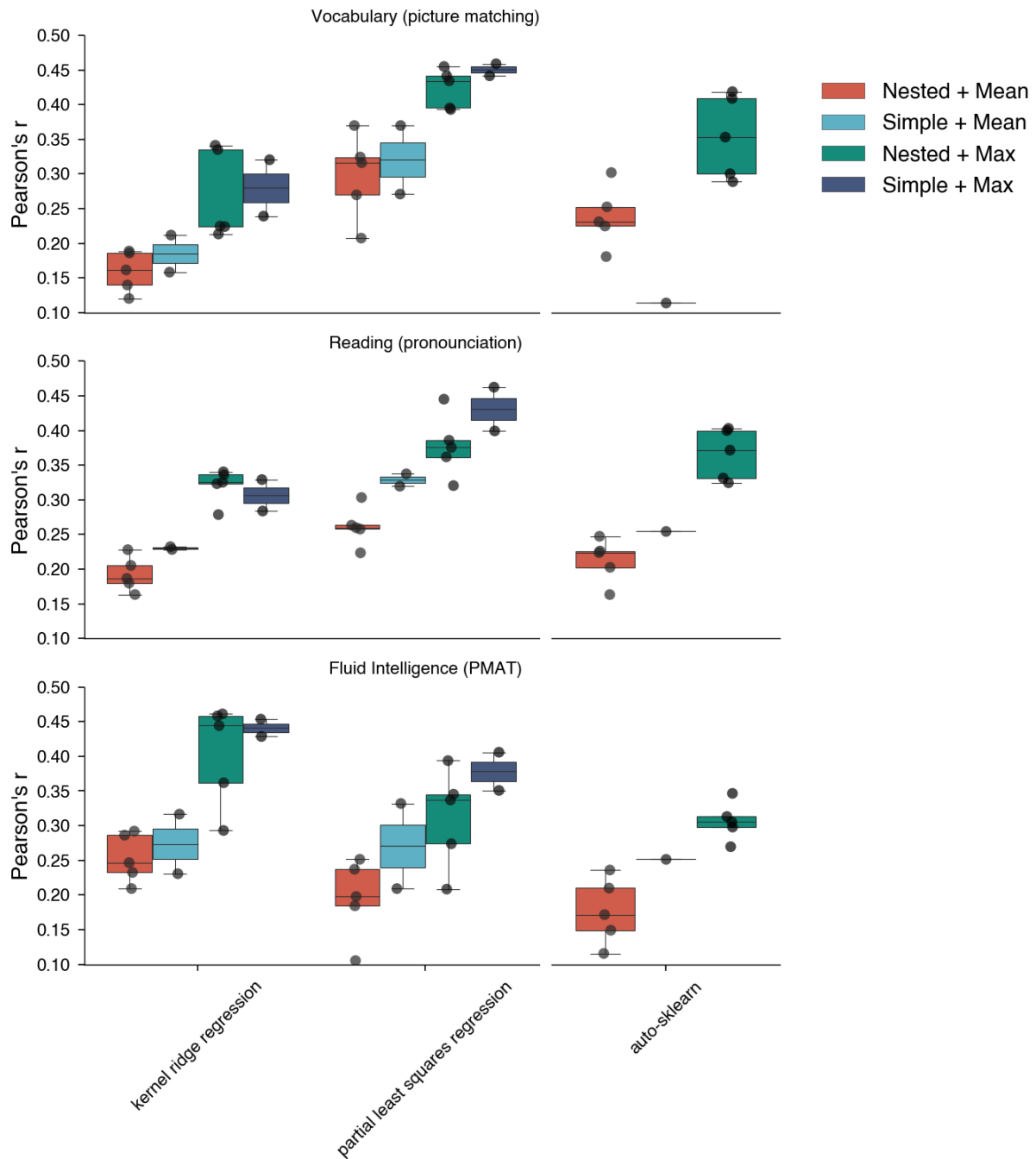


Figure 6: Effect of erroneous usage of CV for estimating generalization performance and reporting the maximum value across folds rather than the mean. Three targets (behavioral scores) were predicted in a 5-fold CV with 5 repeats using a subset of the HCP-YA S1200 release consisting of 369 unrelated subjects (192 males, 177 females) with ages ranging from 22 to 37 ($M=28.63$, $SD=3.83$). In one case the CV was used for hyperparameter tuning and estimation of generalization performance simultaneously (i.e., “simple” CV) and the mean values (light blue) and maximum values (dark blue) across folds were reported. In the other case nested CV was performed such that hyperparameter tuning was performed for each test fold independently in an inner CV loop applied on the training folds of the outer CV loop. Again, mean values and maximum values across folds are reported.

3.b Test-to-test leakage

Test-to-test leakage is a covert type of leakage that arises due to erroneous information sharing between the test samples. For the majority of ML applications test samples should be treated independently. There are some exceptions like transductive learning and semi-supervised learning where the unlabeled test data is used, but we do not consider those here.

The first case of test-to-test leakage happens when the test set is used for estimating preprocessing parameters (Figure 7). In other words, instead of a single preprocessing model (see Figure 1 for correct implementation) two preprocessing models are estimated: one trained using training samples and applied to training samples, and another using test samples and applied to test samples. Interestingly, as opposed to most types of leakage that tend to overestimate generalization performance, this case of leakage can underestimate it. For instance, when the test set is not large enough to accurately learn the preprocessing model parameters. Another complication that arises in a pipeline that does not treat the test samples independently is that it cannot be deployed, and it might fail completely when applied to a single test sample. For instance, if demeaning is applied to the features of a single sample during preprocessing, the feature vector will become all zeros in turn resulting in an erroneous prediction.

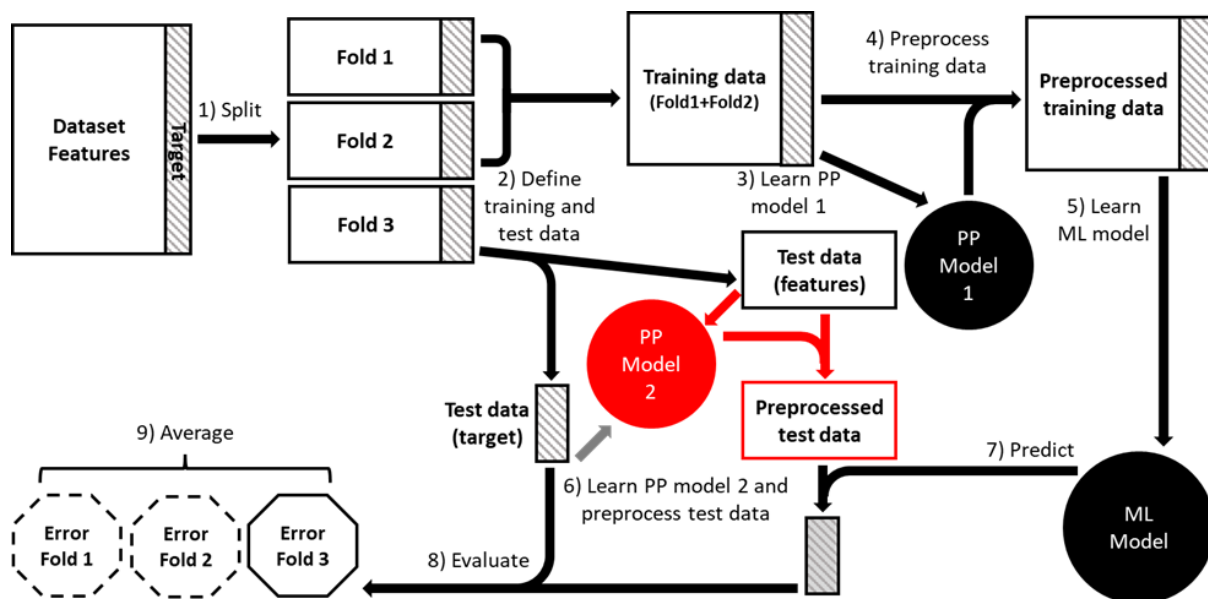


Figure 7: Test-to-test leakage. Preprocessing is performed in the test and training sets independently. Red color indicates the problematic steps.

Another case of test-to-test leakage can happen due to inappropriate use of the predictions obtained in CV. With repeated CV, which is usually recommended to avoid biases due to random data splitting, one obtains multiple predictions for each sample. Combining each sample's predictions across CV repeats, e.g., by averaging, causes leakage (Figure 8). Although this may seem like a rather elegant way to obtain a single prediction per sample and in turn a single error estimate, this procedure has two negative consequences. First, it

generates ensemble results, and the performance reflects an ensemble of models built across repeats and not a single model as the practitioner might claim. Second, it increases the effective number of CV folds (k) because across CV repeats the same data point is predicted using different combinations of training samples, effectively reducing the out-of-sample data points. With a high number of repetitions, the averaged prediction would be influenced by all other data points akin to leave-one-out CV, and the claim that the results reflect k -fold strategy would be wrong. These two reasons can lead to overoptimistic results.

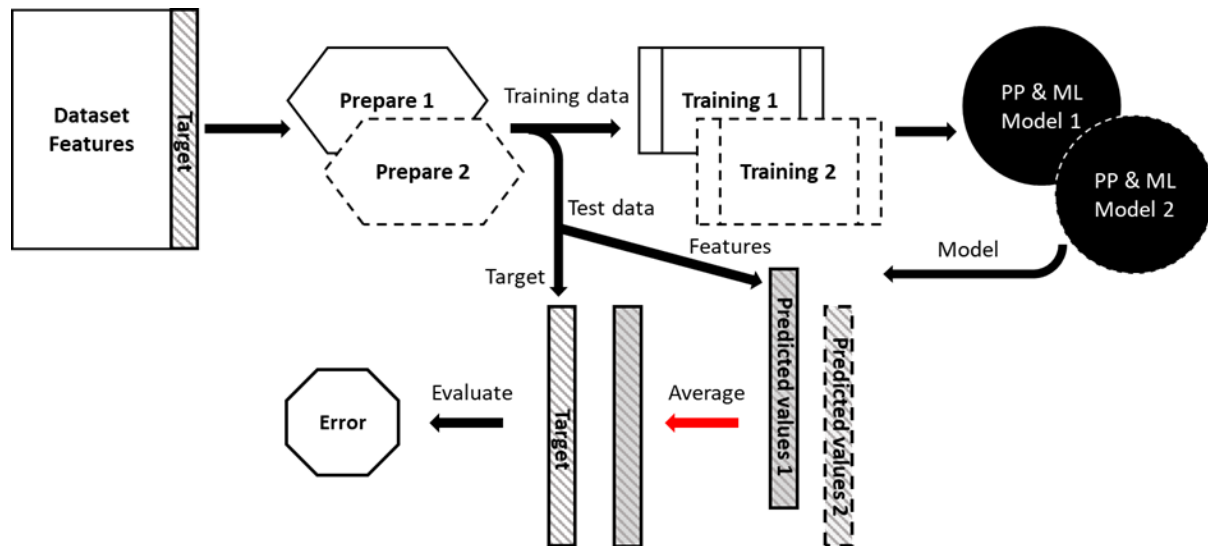


Figure 8: Test-to-test leakage due to averaging of predictions. For simplicity we show two runs of CV, and the major parts of CV are abstracted. Red color indicates the problematic steps.

3.c Feature-to-target leakage

Feature-to-target leakage occurs when variables that are closely related to the target are incorrectly used as features (Figure 9). For example, data is first clustered using some or all the features and the resulting cluster IDs are used as the target. Subsequent application of a supervised classification algorithm will simply need to reverse engineer the clustering process which it should be able to in most cases. Another example involves predicting if a person will develop a disorder based on a longitudinal analysis of their clinical assessments, where the target is defined as a specific pattern of the assessment scores over time. The goal is to predict future outcomes using only the initial few data points from this assessment together with some other features such as demographics. While the task is clearly defined and has good intentions, it incurs data leakage. This is because the target is derived from a pattern that includes the same data points used as features and hence can inadvertently reveal information about itself. In simpler terms, since the target and the features share some of the same information, there is a risk that these features could "leak" information about the target, which in turn could lead to overly optimistic predictions.

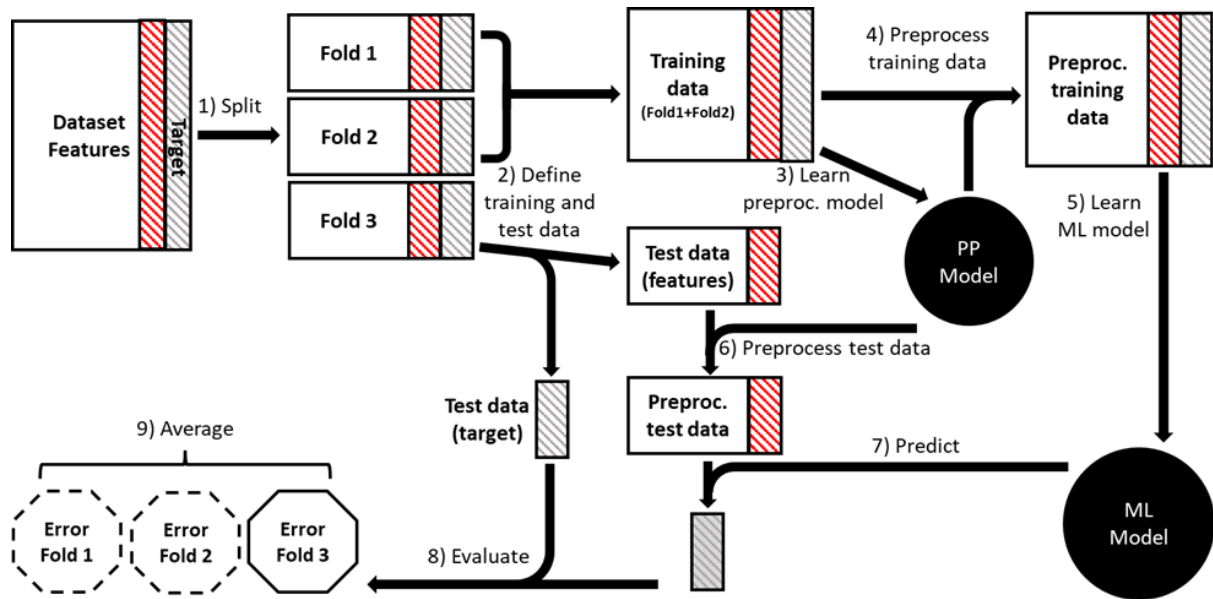


Figure 9: Feature-to-target leakage. The features include a variable, indicated with red color, that directly contributes to the target.

Feature-to-target leakage is also evident when one or more variables informative of the target are available during learning but not at the deployment phase. Since these features carry information that the models can learn from, it will lead to a high CV accuracy and the model might seem acceptable. However, this model is not deployable as the crucial features will not be available at the test time. As an example, consider a healthcare application where the goal is to diagnose a disease based on radiology data. To generate training data, radiology experts manually label each image as diseased or healthy. While labeling the data, the experts also make notes such as the size and location of the abnormality. If these notes are used together with the radiology images when building and validating models, it can lead to issues. Given that these notes are predictive, the models will utilize them, and as a result, the CV will likely demonstrate high performance. However, these manually created notes will not be available during real-world application. Therefore, a model trained in this way cannot be deployed.

More generally, this type of leakage results in differing train and test distributions. As such, this scenario is similar to reliance on confounds (51) and shortcut learning (52) where a model learns unintended signals prominently present in the training data which then hampers generalization to unseen data in which these signals are missing. While this scenario could be viewed as the model learning incorrect information rather than leakage, we categorize it as leakage because it results in overestimation of the model's ability to generalize which is typically the culmination of academic exercises. Note that feature-to-target leakage has also been termed as target leakage¹ but we reserve this term for another type of leakage described below.

¹http://downloads.alteryx.com/betawh_xnext/MachineLearning/MLTargetLeakage.htm
<https://h2o.ai/wiki/target-leakage/>

3.d Target leakage

We define target leakage as the scenario where the target is utilized in the prediction process. This is an overt kind of leakage that can occur due to use of specific algorithms and preprocessing steps that rely on the target.

An example is misapplication of the partial least squares (PLS) algorithm, which is popular in several fields. PLS is a bilinear factor model that identifies a new space representing the covariance between the features X and target Y spaces. As PLS estimates a shared latent space, it generates beta values for both X and Y . Some libraries permit the use of beta values from both X and Y to make predictions. This, however, requires the target values of the test examples, resulting in data leakage.

Another case of target-leakage can occur while trying to mitigate measurement bias. As data collection becomes more accessible and widespread, pooling data together from different sites has become increasingly common. Differences in data collection protocols and measurement devices can induce systematic biases. To address this, batch-effect removal (21) or data harmonization (53) is used. If the data are harmonized across sites (e.g., by matching covariances) too aggressively, it could also remove variance of interest. To avoid this, harmonization methods can preserve variance related to user-specified covariates which can also include the target. When harmonizing new data, the same covariates including the target are needed for each test sample. Effectively, while it is beneficial to preserve variance related to a target while harmonizing, the target values must be available for application on test data. This presents two possible ways to implement harmonization while estimating generalization performance using CV, both of which lead to leakage. First, one can harmonize all the data before creating splits which violates the train-test data separation requirement. Second, the target values of the test set are needed for harmonization which amounts to target leakage and also precludes deployment. Overall, use of harmonization in these ways can be considered as target leakage.

3.e Dataset leakage: Dataset decay

In traditional statistics it is widely recognized that testing multiple hypotheses (e.g., mass-univariate hypothesis testing) can result in spurious discoveries, and hence approaches to correct for multiple comparisons are utilized. The multiple testing issue might not seem pertinent to an individual researcher who only aims to test a single hypothesis. On a larger scale, however, multiple researchers testing different hypotheses on the same dataset leads to an increased global likelihood of false positive findings, referred to as “dataset decay” (54). We term this as dataset leakage as the information regarding the whole dataset is leaked across different analyses.

ML studies testing multiple analysis pipelines on the same data lead to similar issues. Specifically, the best CV estimates from testing a large number of ML algorithms or pipelines on a given dataset are overly optimistic (55). While data sharing is beneficial for enhancing collaborative research and reproducibility, it extends dataset leakage to analyses performed by the community such that contemporary performance evaluations on re-used datasets lead to overfitting and overly optimistic estimates of generalizability (56,57). Furthermore, a researcher’s data analysis strategy might depend on previous analyses carried out on the

same data. This not only increases the number of comparisons but also introduces dependency between analyses, frequently leading to further false discoveries and inflated effect sizes (58).

In fact, our empirical demonstrations may be a good example of such overfitting: In both Figure 4 and Figure 6, kernel ridge regression and partial least squares regression were used for predicting a number of behavioral scores based on functional connectivity. These two models are well known to work well on this task and have been chosen for this exact reason (59,60). Importantly, they are known to work well on the exact dataset we have used here - the Human Connectome Project Young Adult. This could explain why instances of these models outperformed models found by Auto-ML. However, it is important to note that this conclusion is only suggestive and further evaluations using additional datasets are needed to assess whether the algorithms and resulting outcomes are truly overfitted.

3.f Confound leakage

A ML model can be influenced by confounding factors which in turn can influence its predictions. Confounding factors are related to both the features and the target, and it is usually desirable to minimize their impact. For example, brain imaging can accurately reflect a person's age and can also contain information about age-related diseases (61).

Thus, if not properly controlled or accounted for, confounding can lead to incorrect predictions and biased or misleading results. For example, a particular feature might be erroneously deemed important, whereas the association is actually due to the confounding effect. Confounding can also degrade the model's performance, especially when the model is deployed in environments where the distribution of the confounding variable is different.

Feature-wise confound removal by means of linear regression (i.e. confound regression) is a standard method used to deal with confounding effects in post-hoc data analyses which is a common scenario in ML (62,63). It is recommended to perform confound regression in a CV-consistent manner to avoid test-to-train data leakage (64). However, the process of confound regression itself can leak information into the features (65). In this case, variance associated with the confounds is injected into the features rather than being removed as expected. This type of leakage becomes particularly problematic when the confounds have a strong correlation with the target and when the number of features increase. Confound leakage can lead to overoptimistic generalization performance estimates, even when the relationship between the features and the target is destroyed by shuffling the features. This provides a potential mechanism to check if confound leakage is occurring in an analysis.

4. Possible mitigation strategies

In this section we provide advice to improve common reporting practices to facilitate the detection of leakage as well as to increase reproducibility in ML pipelines. First we should mention that excellent recommendations exist for reporting ML models such as Model Cards (66) and DOME (67). Further guidelines have been proposed for specialized domains such as biomedical applications (68) and minimum information about clinical artificial intelligence modeling (69). Data processing and quality reporting have also been discussed (e.g. Datasheets for Datasets (70) and Data Nutrition Labels (71)).

However, as the application contexts and modeling intricacies of ML-based analyses expand and grow in complexity, we think it is necessary to refine current recommendations, especially by making data processing and model selection and assessment strategies more transparent. Effective communication of ML pipelines can take various forms. Textual descriptions offer high-level overviews of a pipeline and its components, providing a conceptual understanding. However, such descriptions can fall short.

When documenting the experimental setup, it is crucial to provide comprehensive details. However, ambiguous descriptions hinder understanding and replicability. For instance, stating that "default (hyper)parameters" were utilized for a given algorithm is inadequate as default hyperparameters are not universally defined and can vary between software implementations and labs. Moreover, defaults may change over time and with software updates. Therefore, to guarantee replicability, it is essential to report the specifics of the set up including data processing, model hyperparameters, training and evaluation procedures, as well as the software packages used and their corresponding versions.

In addition, there are several instances where the method description, whether written or verbal, is insufficient to detect leakage. In some cases, the description seems to be correct, even when leakage is present. To illustrate, let's look at this example method description: "We performed feature selection using LASSO followed by an SVM classifier with an RBF kernel. Both feature selection and hyperparameter tuning were performed on the training folds within a cross-validation loop". Based on this, a reader would assume that the procedures were correctly implemented. However, when we were unable to replicate the results on the same data, we decided to examine the code more closely. The issue became immediately apparent: test-to-train leakage during preprocessing. Although both steps, feature selection and hyperparameter optimization, were performed within a CV loop as mentioned in the text, these two steps were implemented in two separate CV loops (see Fig. 5). The first CV loop performed feature selection, correctly only on the training folds, and noted which features were selected (nonzero LASSO weights). The features selected more than once across CV folds were retained. Then in another CV loop, an SVM classifier was trained on the training folds with hyperparameter tuning while using only the selected features and tested on the test fold. It is clear that this procedure causes leakage even though the text description can be interpreted as being correct. It is crucial to note that the feature selection method (as long as it is data driven) or the fact that the same CV fold structure was used for the two loops, does not prevent the leakage. What is problematic is the first CV loop where choice of which features to use was made using all the data. Therefore, the textual description of the process was insufficient to detect the issue of leakage. However, a quick examination of the underlying code clarified the situation. This highlights the importance of transparency in machine learning research and practice, and we strongly encourage researchers and practitioners to share their code.

Sharing source code allows for a detailed examination of the implementation, enhancing transparency and enabling replication or modification. While sharing their code may indeed expose it to critical review, it is essential for progress in this predominantly software-driven discipline (72,73). There may be errors spotted and improvements suggested, but this iterative process of refinement is an integral part of scientific advancement.

In this regard, we echo the call to make research code openly available. This practice would aptly put importance on correctness of the pipelines and ensuing analyses. The authors admit that they themselves have done this with less stringency in the past, but we aim to do better. We also recommend that ML practitioners, especially in early career stages, request code reviews to identify and fix any issues with their implementation. Such a code review should focus on the correctness of the code itself and not on its functionality or whether it produces the desirable output such as high accuracy. However, we recognize that it can be challenging to find skilled individuals that can perform a proper review.

Openly sharing data, trained models, and other research artifacts/tools fosters reproducibility, and encourages collaboration, enabling the broader community to validate and build upon the work. However, it must be noted that the shared data should not be affected by data leakage (e.g., during preprocessing). Detecting such instances of leakage can be challenging, if not impossible once the data is shared.

5. Conclusions

Data leakage presents a significant challenge in machine learning. Identifying and preventing leakage is essential for ensuring reliable and robust models. To this end, we have provided several examples and detailed explanations of data leakage instances, along with tips on how to identify them.

Below, we present a few crucial points that underlie most of the leakage cases we have presented in this article.

- Ensure strict training-test set separation.
- Ensure that performance metrics are calculated on truly unseen data that has not been used anywhere in the pipeline previously.
- Model selection and model assessment should be done with a nested CV.
- State the goal of your ML pipeline: Search for a feature-target relationship, assess generalization performance or deployment?
- While academic applications of machine learning often do not involve deploying models, considering whether a pipeline can actually be used to make predictions on genuinely unseen data can aid in identifying potential instances of data leakage. Of note, check if features are available after deployment. Can a model be applied to future test data not currently available? Can it be applied to a single test example?
- Detailed description of methods as well as sharing your code publicly is an effective way to ensure transparency in your pipeline design. In addition, releasing your models enables users to test data gathered after the model's publication, which further boosts confidence in the model's ability to generalize well.
- When possible, opt for using well-established software packages and libraries instead of creating standard procedures from scratch. We certainly do not discourage code implementation for learning purposes, but we recognize that code testing can be time-

consuming and challenging. Hence, using standardized code in production environments is typically a more effective choice.

- Ensuring the correctness of a ML pipeline should take precedence over its output or even its replicability. A flawed pipeline might yield accurate and replicable results, but that should not be mistaken as an indication of the validity of the models or the ensuing results.

Finally, in addition to leakage, several other pitfalls and issues exist and deserve attention, (real-world usefulness of benchmark data (74), dataset biases (41,75) and deployment challenges (76)). However, it is not possible to cover all those aspects in a single paper. We recommend that readers stay vigilant and pay attention to issues that might affect their specific analysis set up.

Bibliography

1. Bhaskar H, Hoyle DC, Singh S. Machine learning in bioinformatics: a brief survey and recommendations for practitioners. *Comput Biol Med.* 2006 Oct;36(10):1104–25.
2. Sun AY, Scanlon BR. How can Big Data and machine learning benefit environment and water management: a survey of methods, applications, and future directions. *Environmental Research Letters.* 2019 Jul 3;14(7):073001.
3. Swain S, Bhushan B, Dhiman G, Viriyasitavat W. Appositeness of optimized and reliable machine learning for healthcare: A survey. *Arch Comput Methods Eng.* 2022 Mar 22;29(6):3981–4003.
4. Varoquaux G, Cheplygina V. Machine learning for medical imaging: methodological failures and recommendations for the future. *npj Digital Med.* 2022 Apr 12;5(1):48.
5. Douglas MR. Machine learning as a tool in theoretical science. *Nat Rev Phys.* 2022 Mar;4(3):145–6.
6. Larrañaga P, Calvo B, Santana R, Bielza C, Galdiano J, Inza I, et al. Machine learning in bioinformatics. *Brief Bioinformatics.* 2006 Mar;7(1):86–112.
7. Wilkinson J, Arnold KF, Murray EJ, van Smeden M, Carr K, Sippy R, et al. Time to reality check the promises of machine learning-powered precision medicine. *Lancet Digit Health.* 2020 Dec;2(12):e677–80.
8. Chen J, Patil KR, Yeo BTT, Eickhoff SB. Leveraging machine learning for gaining neurobiological and nosological insights in psychiatric research. *Biol Psychiatry.* 2023 Jan 1;93(1):18–28.
9. Qiu J, Wu Q, Ding G, Xu Y, Feng S. A survey of machine learning for big data processing. *EURASIP J Adv Signal Process.* 2016 Dec;2016(1).
10. Pedregosa F, Varoquaux G, Gramfort A, Michel V, Thirion B, Grisel O, et al. Scikit-learn: Machine Learning in Python. *The Journal of Machine Learning Research.* 2011;12:2825–30.
11. Kuhn M, Wickham H. Tidymodels: a collection of packages for modeling and machine learning using tidyverse principles [Internet]. 2020 [cited 2023 Aug 25]. Available from: <https://www.tidymodels.org>
12. Wasserstein RL, Lazar NA. The ASA Statement on *p*-Values: Context, Process, and Purpose. *Am Stat.* 2016 Apr 2;70(2):129–33.
13. Ioannidis JPA. Why most published research findings are false. *PLoS Med.* 2005 Aug 30;2(8):e124.
14. Gundersen OE, Kjensmo S. State of the art: reproducibility in artificial intelligence. *AAAI.* 2018 Apr 25;32(1).
15. Kapoor S, Narayanan A. Leakage and the Reproducibility Crisis in ML-based Science. *arXiv.* 2022;
16. Verstynen T, Kording KP. Overfitting to ‘predict’ suicidal ideation. *Nat Hum Behav.* 2023 Apr 6;
17. Just MA, Pan L, Cherkassky VL, McMakin DL, Cha C, Nock MK, et al. Machine learning of neural representations of suicide and emotion concepts identifies suicidal

- youth. *Nat Hum Behav.* 2017 Oct 30;1:911–9.
18. Dukart J, Weis S, Genon S, Eickhoff SB. Towards increasing the clinical applicability of machine learning biomarkers in psychiatry. *Nat Hum Behav.* 2021 Apr 5;5(4):431–2.
 19. Kaufman S, Rosset S, Perlich C, Stitelman O. Leakage in data mining: Formulation, detection, and avoidance. *ACM Trans Knowl Discov Data.* 2012 Dec 1;6(4):1–21.
 20. Riley P. Three pitfalls to avoid in machine learning. *Nature.* 2019 Aug;572(7767):27–9.
 21. Whalen S, Schreiber J, Noble WS, Pollard KS. Navigating the pitfalls of applying machine learning in genomics. *Nat Rev Genet.* 2022 Mar;23(3):169–81.
 22. Vabalas A, Gowen E, Poliakoff E, Casson AJ. Machine learning algorithm validation with a limited sample size. *PLoS ONE.* 2019 Nov 7;14(11):e0224365.
 23. Varma S, Simon R. Bias in error estimation when using cross-validation for model selection. *BMC Bioinformatics.* 2006 Feb 23;7:91.
 24. Santos MS, Soares JP, Abreu PH, Araujo H, Santos J. Cross-Validation for Imbalanced Datasets: Avoiding Overoptimistic and Overfitting Approaches [Research Frontier]. *IEEE Comput Intell Mag.* 2018 Nov;13(4):59–76.
 25. Berisha V, Krantsevich C, Hahn PR, Hahn S, Dasarathy G, Turaga P, et al. Digital medicine and the curse of dimensionality. *npj Digital Med.* 2021 Oct 28;4(1):153.
 26. Lones MA. How to avoid machine learning pitfalls: a guide for academic researchers. *arXiv.* 2021;
 27. Feurer M, Eggenberger K, Falkner S, Lindauer M, Hutter F. Auto-Sklearn 2.0: Hands-free AutoML via Meta-Learning. *arXiv.* 2020;
 28. Kohavi R. A study of cross-validation and bootstrap for accuracy estimation and model selection [Internet]. 1995 [cited 2023 Feb 23]. Available from: <https://dl.acm.org/doi/10.5555/1643031.1643047>
 29. Arlot S, Celisse A. A survey of cross-validation procedures for model selection. *Stat Surv.* 2010;4(0):40–79.
 30. Bates S, Hastie T, Tibshirani R. Cross-validation: what does it estimate and how well does it do it? *arXiv.* 2021;
 31. Geisser S. The Predictive Sample Reuse Method with Applications. *J Am Stat Assoc.* 1975 Jun;70(350):320–8.
 32. Krstajic D, Buturovic LJ, Leahy DE, Thomas S. Cross-validation pitfalls when selecting and assessing regression and classification models. *J Cheminform.* 2014 Mar 29;6(1):10.
 33. Hastie T, Tibshirani R, Friedman J. *The Elements of Statistical Learning.* 2nd ed. New York, NY: Springer New York; 2009.
 34. Yang L, Shami A. On hyperparameter optimization of machine learning algorithms: theory and practice. *Neurocomputing.* 2020 Jul;
 35. James G, Witten D, Hastie T, Tibshirani R. *An Introduction to Statistical Learning.* New York, NY: Springer New York; 2013.
 36. Bishop CM. *Pattern recognition and machine learning.* Springer New York; 2006.

37. Varoquaux G, Raamana PR, Engemann DA, Hoyos-Idrobo A, Schwartz Y, Thirion B. Assessing and tuning brain decoders: Cross-validation, caveats, and guidelines. *Neuroimage*. 2017 Jan 15;145(Pt B):166–79.
38. Martinez-Plumed F, Contreras-Ochando L, Ferri C, Hernandez-Orallo J, Kull M, Lachiche N, et al. CRISP-DM Twenty Years Later: From Data Mining Processes to Data Science Trajectories. *IEEE Trans Knowl Data Eng*. 2021 Aug 1;33(8):3048–61.
39. Wirth R. CRISP-DM: Towards a standard process model for data mining. *Proceedings of the 4th international conference on the practical applications of knowledge discovery and data mining*; 2000.
40. Chakraborty J, Majumder S, Menzies T. Bias in machine learning software: why? how? what to do? *Proceedings of the 29th ACM Joint Meeting on European Software Engineering Conference and Symposium on the Foundations of Software Engineering*. New York, NY, USA: ACM; 2021. p. 429–40.
41. Liang W, Tadesse GA, Ho D, Li F-F, Zaharia M, Zhang C, et al. Advances, challenges and opportunities in creating data for trustworthy AI. *Nat Mach Intell*. 2022 Aug 17;
42. Demšar J, Zupan B. Hands-on training about overfitting. *PLoS Comput Biol*. 2021 Mar 4;17(3):e1008671.
43. Van Essen DC, Smith SM, Barch DM, Behrens TEJ, Yacoub E, Ugurbil K, et al. The WU-Minn Human Connectome Project: an overview. *Neuroimage*. 2013 Oct 15;80:62–79.
44. Schreiber J, Singh R, Bilmes J, Noble WS. A pitfall for machine learning methods aiming to predict across cell types. *Genome Biol*. 2020 Nov 19;21(1):282.
45. Yagis E, Atnafu SW, García Seco de Herrera A, Marzi C, Scheda R, Giannelli M, et al. Effect of data leakage in brain MRI classification using 2D convolutional neural networks. *Sci Rep*. 2021 Nov 19;11(1):22544.
46. Samala RK, Chan H-P, Hadjiiski L, Helvie MA. Risks of feature leakage and sample size dependencies in deep feature extraction for breast mass classification. *Med Phys*. 2021 Jun;48(6):2827–37.
47. Emmanuel T, Maupong T, Mpoeleng D, Semong T, Mphago B, Tabona O. A survey on missing data in machine learning. *J Big Data*. 2021 Oct 27;8(1):140.
48. Poldrack RA, Huckins G, Varoquaux G. Establishment of best practices for evidence for prediction: A review. *JAMA Psychiatry*. 2020 May 1;77(5):534–40.
49. Vanwinckelen G, Blockeel H. Look before you leap: Some insights into learner evaluation with cross-validation. 2015 Nov 27;
50. Wolpert DH. Stacked generalization. *Neural Netw*. 1992 Jan;5(2):241–59.
51. Badgeley MA, Zech JR, Oakden-Rayner L, Glicksberg BS, Liu M, Gale W, et al. Deep learning predicts hip fracture using confounding patient and healthcare variables. *npj Digital Med*. 2019 Apr 30;2:31.
52. Dagaev N, Roads BD, Luo X, Barry DN, Patil KR, Love BC. A Too-Good-to-be-True Prior to Reduce Shortcut Reliance. *Pattern Recognit Lett*. 2022 Dec;
53. Hu F, Chen AA, Horng H, Bashyam V, Davatzikos C, Alexander-Bloch A, et al. Image harmonization: A review of statistical and deep learning methods for removing batch

- effects and evaluation metrics for effective harmonization. *Neuroimage*. 2023 Jul 1;274:120125.
54. Thompson WH, Wright J, Bissett PG, Poldrack RA. Dataset decay and the problem of sequential analyses on open datasets. *eLife*. 2020 May 19;9.
 55. Rao RB, Fung G, Rosales R. On the Dangers of Cross-Validation. An Experimental Evaluation. In: Apte C, Park H, Wang K, Zaki MJ, editors. *Proceedings of the 2008 SIAM International Conference on Data Mining*. Philadelphia, PA: Society for Industrial and Applied Mathematics; 2008. p. 588–96.
 56. Dwork C, Feldman V, Hardt M, Pitassi T, Reingold O, Roth A. STATISTICS. The reusable holdout: Preserving validity in adaptive data analysis. *Science*. 2015 Aug 7;349(6248):636–8.
 57. Gossmann A, Pezeshk A, Wang Y-P, Sahiner B. Test Data Reuse for the Evaluation of Continuously Evolving Classification Algorithms Using the Area under the Receiver Operating Characteristic Curve. *SIAM Journal on Mathematics of Data Science*. 2021 Jan;3(2):692–714.
 58. Hardt M, Ullman J. Preventing false discovery in interactive data analysis is hard. 2014 IEEE 55th Annual Symposium on Foundations of Computer Science. IEEE; 2014. p. 454–63.
 59. He T, Kong R, Holmes AJ, Nguyen M, Sabuncu MR, Eickhoff SB, et al. Deep neural networks and kernel regression achieve comparable accuracies for functional connectivity prediction of behavior and demographics. *Neuroimage*. 2020 Feb 1;206:116276.
 60. Chen C, Cao X, Tian L. Partial Least Squares Regression Performs Well in MRI-Based Individualized Estimations. *Front Neurosci*. 2019 Nov 27;13:1282.
 61. More S, Antonopoulos G, Hoffstaedter F, Caspers J, Eickhoff SB, Patil KR, et al. Brain-age prediction: A systematic comparison of machine learning workflows. *Neuroimage*. 2023 Apr 15;270:119947.
 62. Pourhoseingholi MA, Baghestani AR, Vahedi M. How to control confounding effects by statistical analysis. *Gastroenterol Hepatol Bed Bench*. 2012;5(2):79–83.
 63. Snoek L, Miletic S, Scholte HS. How to control for confounds in decoding analyses of neuroimaging data. *Neuroimage*. 2019 Jan 1;184:741–60.
 64. More S, Eickhoff SB, Caspers J, Patil KR. Confound removal and normalization in practice: A neuroimaging based sex prediction case study. In: Dong Y, Ifrim G, Mladenić D, Saunders C, Van Hoecke S, editors. *Machine learning and knowledge discovery in databases applied data science and demo track: european conference, ECML PKDD 2020, ghent, belgium, september 14–18, 2020, proceedings, part V*. Cham: Springer International Publishing; 2021. p. 3–18.
 65. Hamdan S, Love BC, von Polier GG, Weis S, Schwender H, Eickhoff SB, et al. Confound-leakage: Confound Removal in Machine Learning Leads to Leakage. *arXiv*. 2022;
 66. Mitchell M, Wu S, Zaldivar A, Barnes P, Vasserman L, Hutchinson B, et al. Model cards for model reporting. *Proceedings of the Conference on Fairness, Accountability, and Transparency - FAT* '19*. New York, New York, USA: ACM Press; 2019. p. 220–

- 9.
67. Walsh I, Fishman D, Garcia-Gasulla D, Titma T, Pollastri G, ELIXIR Machine Learning Focus Group, et al. DOME: recommendations for supervised machine learning validation in biology. *Nat Methods*. 2021 Oct;18(10):1122–7.
 68. Luo W, Phung D, Tran T, Gupta S, Rana S, Karmakar C, et al. Guidelines for developing and reporting machine learning predictive models in biomedical research: A multidisciplinary view. *J Med Internet Res*. 2016 Dec 16;18(12):e323.
 69. Norgeot B, Quer G, Beaulieu-Jones BK, Torkamani A, Dias R, Gianfrancesco M, et al. Minimum information about clinical artificial intelligence modeling: the MI-CLAIM checklist. *Nat Med*. 2020 Sep;26(9):1320–4.
 70. Gebru T, Morgenstern J, Vecchione B, Vaughan JW, Wallach H, Iii HD, et al. Datasheets for datasets. *Commun ACM*. 2021 Dec;64(12):86–92.
 71. Holland S, Hosny A, Newman S, Joseph J, Chmielinski K. The Dataset Nutrition Label: A Framework To Drive Higher Data Quality Standards. *arXiv*. 2018;
 72. Schwab S, Held L. Statistical programming: Small mistakes, big impacts. *Significance*. 2021 Jun;18(3):6–7.
 73. Barnes N. Publish your computer code: it is good enough. *Nature*. 2010 Oct 14;467(7317):753.
 74. Soares C. Is the UCI repository useful for data mining? *Portuguese Conference on Artificial Intelligence*. 2003;209–23.
 75. van Giffen B, Herhausen D, Fahse T. Overcoming the pitfalls and perils of algorithms: A classification of machine learning biases and mitigation methods. *J Bus Res*. 2022 May;144:93–106.
 76. Paleyes A, Urma R-G, Lawrence ND. Challenges in deploying machine learning: a survey of case studies. *ACM Comput Surv*. 2022 Apr 30;