

# What Makes a Fantastic Passenger-Car Driver in Urban Contexts?

Yueteng Yu  
Tsinghua University  
Beijing, China

Zhijie Yi  
Tsinghua University  
Beijing, China  
Beijing Normal University  
Beijing, China

Xinyu Yang  
Tsinghua University  
Beijing, China  
University College London  
London, United Kingdom

Mengdi Chu  
Tsinghua University  
Beijing, China  
The Ohio State University  
Ohio, United States

Junrong Lu  
Tsinghua University  
Beijing, China  
University of Nebraska-Lincoln  
Nebraska, United States

Xiang Chang  
Tsinghua University  
Beijing, China  
Sichuan University  
Chengdu, China

Yiyao Liu  
Tsinghua University  
Beijing, China  
Communication University of China  
Beijing, China

Jingli Qin  
Tsinghua University  
Beijing, China  
Beijing Language and Culture  
University  
Beijing, China

Ye Jin  
Tsinghua University  
Beijing, China  
Tongji University  
Shanghai, China

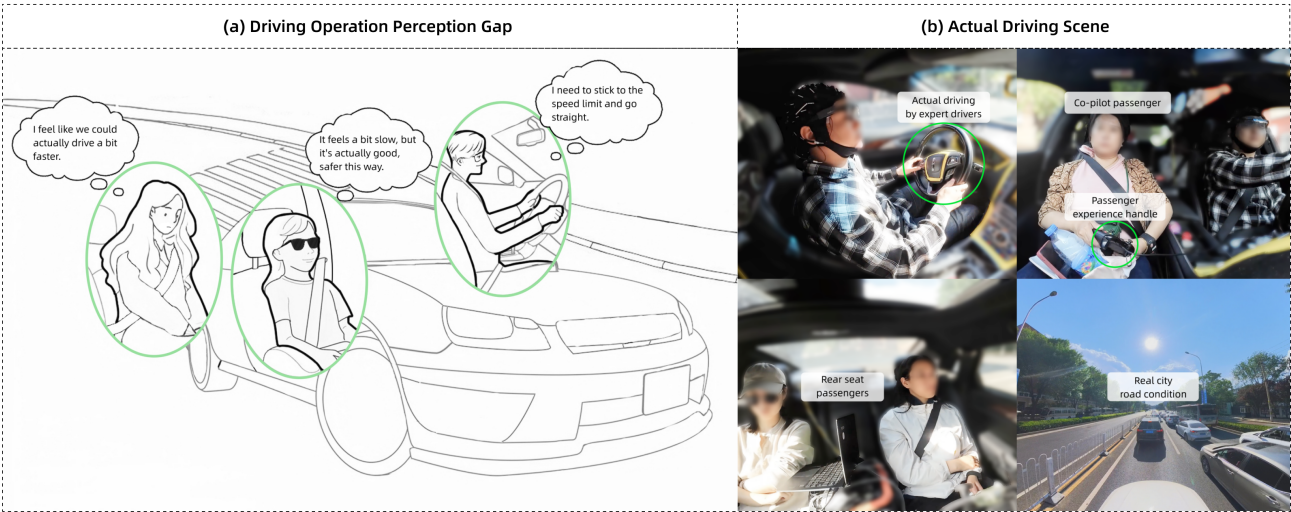
Jialin Song  
Tsinghua University  
Beijing, China

Xingrui Gu  
Tsinghua University  
Beijing, China

Jirui Yuan  
Tsinghua University  
Beijing, China

Guyue Zhou  
Tsinghua University  
Beijing, China

Jiangtao Gong\*  
Tsinghua University  
Beijing, China



**Figure 1: An urban driving task is used to collect perspectives from both drivers and passengers at the same time.**

## ABSTRACT

The accurate evaluation of driving behaviors is crucial for optimizing and implementing autonomous driving technology in practice. However, there is no comprehensive understanding of good driving behaviors currently. In this paper, we sought to understand driving behaviors from the perspectives of both drivers and passengers. We invited 10 expert drivers and 14 novice drivers to complete a 5.7-kilometer urban road driving task. After the experiments, we conducted semi-structured interviews with 24 drivers and 48 of their passengers (two passengers per driver). Through the analysis of interview data, we found passengers' assessing logic of driving behaviors, drivers' considerations and efforts to achieve good driving, and gaps between these perspectives. Our research provided valuable insights into a systematic evaluation of autonomous driving and the design implications for future autonomous vehicles.

## CCS CONCEPTS

• Human-centered computing → Empirical studies in HCI.

## KEYWORDS

driving behavior, autonomous driving, urban traffic, driver, passenger

### ACM Reference Format:

Yueteng Yu, Zhijie Yi, Xinyu Yang, Mengdi Chu, Junrong Lu, Xiang Chang, Yiyao Liu, Jingli Qin, Ye Jin, Jialin Song, Xingrui Gu, Jirui Yuan, Guyue Zhou, and Jiangtao Gong. 2023. What Makes a Fantastic Passenger-Car Driver in Urban Contexts?. In *Proceedings of CHI (Conference acronym 'XX)*. ACM, New York, NY, USA, 22 pages. <https://doi.org/XXXXXXX.XXXXXXX>

## 1 INTRODUCTION

With the development of sensor technology and artificial intelligence, autonomous driving technology developed vigorously in both industry and academia over the past three decades. The pioneering work led by E. Dickmann [18] in the 1980s laid the foundation for the development of autonomous driving vehicles. Following the initial challenge by the Defense Advanced Research Projects Agency (DARPA) in 2004, DARPA hosted the Urban Challenge in 2007, requiring autonomous driving vehicles to drive in a simulated urban environment. Six teams successfully completed this task, which demonstrated the feasibility of independent autonomous urban driving [9]. The application of autonomous driving for passenger cars in urban traffic scenarios holds the potential for significant benefits in terms of traffic safety and efficiency in urban environments [7]. However, numerous challenges, including a plethora of

corner cases and unresolved user experience issues, continue to impede the wide adoption of autonomous driving in urban contexts.

Driving passenger cars in urban traffic scenarios brings significant challenges for autonomous driving systems [41, 71]. Firstly, urban road environments are highly complex, encompassing various conditions such as intersections, roundabouts, parking lots, winding roads, and highways. Secondly, urban roadways necessitate strict adherence to traffic laws and road regulations, including staying in the correct lanes, maintaining safe speeds within prescribed limits or below, yielding to other vehicles at intersections, overtaking when safe, identifying congestion, and executing U-turns when necessary. Additionally, autonomous vehicles must engage in social interactions and negotiations with unpredictable road users in urban settings, such as other human-driven vehicles, pedestrians, and non-motorized vehicles. Furthermore, apart from safety considerations, it is important to ensure the comfort and passenger experience of human occupants within the vehicle. Therefore, promoting the user experience of passenger cars' autonomous driving in urban contexts needs a simultaneous assessment and optimization of multiple complex metrics.

In previous research, the assessment of driving behaviors has been measured primarily from the perspective of passengers. Methods, such as ISO 2631-1:1997<sup>1</sup>, have focused on physiological sensations. Subjective feedback has been collected through surveys. However, passengers are not professional drivers nor in the driver's seat. Their evaluations are based on limited information and their personal experiences, which might not provide a comprehensive and unbiased assessment of driving behaviors. Furthermore, the factors influencing passengers' experience and their inner assessing logic of riding comfort on urban roads remain unclear, making it challenging to establish passenger models for evaluating and optimizing autonomous driving behaviors. Moreover, past optimization methods have included learning 'good' drivers' driving behaviors through a think-aloud protocol [54] and imitation learning [8, 31, 43]. However, the definition of a 'fantastic' passenger-car driver is often vague and subject to debate. This ambiguity raises many questions: What makes passengers define good driving behaviors? What considerations taken by drivers underlie these behaviors? Can these behaviors, as perceived by drivers, also be accurately perceived by passengers?

To this end, we aim to comprehensively understand the user experience of driving behaviors in passenger cars from both the passengers' and drivers' perspectives in this study. First, we invited 10 expert drivers (professional passenger-car drivers with over 10 years of driving experience) and 14 novice drivers (normal drivers with less than 3 years of driving experience) to participate in a 5.7-kilometer driving task on a predetermined route with 13 diverse urban road conditions. During each driving session, two passengers were seated in the front passenger seat and rear seats, respectively. Subsequently, we conducted in-depth interviews lasting approximately 60 minutes with each 24 drivers and their 48 passengers to gain insights into their considerations, perceptions, and reasons behind each driving behavior during the driving task. Based on the interview data, we conducted open coding and thematic analysis,

<sup>\*</sup>Corresponding author

Permission to make digital or hard copies of all or part of this work for personal or classroom use is granted without fee provided that copies are not made or distributed for profit or commercial advantage and that copies bear this notice and the full citation on the first page. Copyrights for components of this work owned by others than ACM must be honored. Abstracting with credit is permitted. To copy otherwise, or republish, to post on servers or to redistribute to lists, requires prior specific permission and/or a fee. Request permissions from [permissions@acm.org](mailto:permissions@acm.org).

Conference acronym 'XX, June 03–05, 2018, Woodstock, NY

© 2023 Association for Computing Machinery.

ACM ISBN 978-x-xxxx-xxxx-x/YY/MM...\$15.00

<https://doi.org/XXXXXXX.XXXXXXX>

<sup>1</sup><https://www.iso.org/standard/7612.html>

analyzing passengers' evaluation perspectives regarding driving behavior and drivers' considerations and efforts made to exhibit good driving behaviors. Based on the two perspectives, we further summarized the evaluation gaps between drivers and passengers.

To the best of our knowledge, this study represents the first comprehensive exploration of driving behaviors in passenger cars in urban settings from both drivers' and passengers' perspectives. Through in-depth interview data analysis, we identified key dimensions in the evaluation of driving behavior and the evaluation gaps between drivers and passengers. These findings provide valuable insights for the optimization of driving behaviors, safety, and user experience in future autonomous passenger-car driving. Thus, our contributions include i) Understanding decision models for passengers' perception and evaluation of driving behaviors; ii) Systematically delineating drivers' considerations and efforts toward good driving behaviors; iii) Identifying four driving behavior evaluation gaps between passengers and drivers; iv) Proposing and in-depth discussing driving behavior evaluation and design implications for optimizing driving behaviors in autonomous passenger-car settings.

## 2 RELATED WORK

### 2.1 Autonomous Driving in Urban Contexts

Autonomous driving potentially is promised to facilitate urban life in multiple aspects, including reducing parking demands [72, 73], enhancing transportation accessibility for the disabled, liberating road capacity and reducing fuel consumption and emissions [23, 25, 67]. The technical usability of autonomous driving on urban roads and highways was confirmed in 1980 [17]. The 2007 DARPA Urban Challenge (DUC) demonstrated that autonomous vehicles (AVs) are capable of functioning in a set of basic driving scenarios under urban contexts without human interventions, such as navigating on roads with other traffic and parking in parking lots. Most of the AVs in the DUC competition had four subsystems: sensing, perception, planning, and control subsystems[11].

Advances in AVs can be clearly seen in DUC, but the complex urban driving (e.g.: when in dense traffic) is still a challenge [76]. There are at least five technical concerns slowing down the application process of AVs: safety [6, 45], liability [15], privacy [26, 45], cybersecurity [44] and industry influence [2]. So far, autonomous vehicles are still being tested on public roads [65]. Although adaptive cruise control and parking-aid systems have been equipped on passenger cars [22, 35], the application range is still limited because of unawareness, knowledge gaps, acceptance issues, and trust issues [32, 42]. Before addressing basic technical difficulties, AVs are not likely to become a major transportation approach in urban areas [5]. The characteristics of urban roads encompass diverse and complicated road types, which create a dynamic and uncertain environment as traffic lights are changing and other road users are constantly appearing and disappearing [38]. Although the perception capabilities of AVs are improving, they lack the ability to sense and interpret subtle cues from other road users like human drivers do [52]. AVs need to interact with other road users so it is crucial for AVs to collect information on behaviors and intentions from other road users to achieve more autonomy and flexibility [46].

In summary, automated driving systems must address the challenges specific to urban driving, particularly focusing on optimizing adaptability to different driving scenarios and the interaction mechanism with external circumstances from the future customer's perspective.

### 2.2 User Experience of Passenger and Driving Behavior Evaluation

With advances in the AI industry and the development of smart cities, autonomous vehicles are taking the major trend in the field as it is expected to optimize road safety and riding comfort [61, 70]. Under this context, investigating and understanding the subjective experience of passengers will contribute to future technical optimization by improving motion planning, decision-making, and vehicle self-control based on changes in algorithms [56]. Existing research has confirmed that factors that influence passenger perception include driving behaviors and driving conditions [77].

Measures of passenger experiences are mainly focused on physiological data, measuring heart rate (HR), eye-movement entropy and galvanic skin response (GSR) data [36, 39], the type of event during driving determined the magnitude of physiological data, which next indicated the degree of anxiety and comfort of a passenger [20]. Subjective measures of passenger experience were developed based on SAE J1060 standard. The rating dimension can range from driving features (e.g: vibration amplitude [14]) to emotional attitude (e.g: trust [55]).

However, in previous research, passengers were primarily regarded as mere individual driving experience reporters, without considering their cognitive understanding and evaluation of driving behavior. In the era of manual driving, driving was primarily the responsibility of the driver, and passengers might not have needed to evaluate driving behavior the general definition of a "passenger" by the Oxford English Dictionary is: "a traveler on a public or private conveyance other than the driver, pilot or crew". From this definition, passengers are considered as in a role of unconcerned about the vehicle's movement [30]. However, in the era of autonomous driving, passengers are both core customers and frontline supervisors of AI driving behavior [19, 74]. What is the level of passengers' cognitive awareness regarding driving behavior? Can they correctly understand and evaluate the driver's driving behavior? Are there gaps compared to expert drivers? These questions are crucial for the safe implementation of autonomous driving.

### 2.3 Expert Driver and Good Driving Behavior

Previous research found that expert drivers had advantages in conducting good driving behaviors over non-expert drivers due to lower cognitive workload when performing driving tasks [16, 51, 59], more flexible and complex visual search patterns [12, 13, 50], and a higher level of situation awareness [28, 37, 75]. Taking those advantages into consideration, expert drivers are expected to exhibit superior proficiency in executing driving tasks under dynamic road conditions. Expert driver data have been integrated into the optimization and iteration of the autonomous driving algorithm. The demonstration of driving behavior, characteristics, and features of expert driving are extracted to make the autonomous agent more human-like [29, 49, 63, 80, 81].

However, the term “expert driver” has a broad range of definitions. There is a lack of a clear and universally recognized definition. Current studies primarily define expert driver through three standards: years of driving [27, 66], kiloage (kilometers driven) [24] and expert training received during experiments [57]. Driving age and kiloage are justified as direct measures of driving experience. Higher ones are the predictor of a lower occurrence rate of road accidents [47]. Duncan et al. [21] suspected that driving experience could not be perceived as expertise, as expertise was transferred from experience only when drivers received salient feedback. When feedback is vague, the experience might fail to improve expertise. Drivers’ verbal explanations on a driving decision have been used in designing transparent explanation methods for autonomous vehicles. One explanation style is: announce observations, announce plans, and make general marks [54].

From existing research, it can be observed that there is currently no clear definition of an “expert driver.” To some extent, this also determines that we cannot directly find a role model for good driving behavior by identifying good drivers. Therefore, we need to compare drivers with different experiences and types and deeply review their driving cognition and driving decision-making process to identify what constitutes correct and outstanding driving behavior.

### 3 METHODS

#### 3.1 Participants

When applying to participate in the study, participants were asked to complete a questionnaire containing demographic information and the prerequisite of participating in experiments. All recruited participants, who confirmed having no physical or mental impairment, volunteered to participate in the study. Participant-specific information, including demographic and driving-related data, can be found in Table 1.

We recruited three groups of participants, including passengers, novice drivers, and expert drivers. Each experimental session included two passengers and a novice/expert driver. The passenger group consisted of 48 individuals recruited through various social media platforms, with ages ranging from 20 to 50 years ( $M = 28.96$ ,  $SD = 7.72$ ). Similar to passenger recruitment, novice drivers were recruited through social media, resulting in a group of 14 individuals aged between 20 and 25 years ( $M = 21.93$ ,  $SD = 1.49$ ), with driving experience ranging from 1 to 4 years. Ten expert drivers were recruited through a formal career recruitment platform. They had extensive driving experience, ranging from 12 to 28 years, and their ages ranged from 35 to 48 years ( $M = 39.9$ ,  $SD = 4.18$ ). These individuals had diverse driving backgrounds and rich professional experience, including serving as drivers for prominent political or economic figures and events.

#### 3.2 Procedures

This study employed a between-subject design on a fixed 5.7-kilometer urban road route with 13 classic driving conditions (see Fig.2). The experimental vehicle was a four-seat sedan, with all functions verified to be in normal working condition. Before the experiment, all participants signed informed consent forms and received comprehensive training outlining their roles. During the experiment, with

the driver at the wheel, two passengers were in the vehicle: one in the front seat and one in the rear left seat. Participants received instructions from the experimenter in the rear right seat. Passengers were advised not to talk, sleep, or use their mobile phones, and to maintain a state similar to their usual behaviors when riding as passengers throughout the entire experiment. Passengers were given a handle and instructed to press a designated button if they felt discomfort, stress, or anxiety. Drivers were instructed to prioritize safety, obey the traffic regulations, and follow navigation guidance from a mobile phone. During the experiments, the car windows were closed to maintain the decibel levels within a comfortable range. Additionally, the car’s internal air conditioning system was used to adjust and maintain a comfortable and consistent airflow and temperature, referencing the thermal comfort model by [1] for guidance.

After the experiment, participants and the experimenter reviewed in-car motion camera footage and conducted post-driving interviews, following a predefined outline. Passenger interviews discussed memorable video moments, feelings, reasons for pressing the handle button, and typical riding habits/preferences. Driver interviews covered memorable video moments, feelings, reasons for actions in different driving conditions, and typical driving habits/preferences. Interviews were recorded with participant consent for subsequent coding and analysis.

#### 3.3 Data Analysis

Our data consists of 48 passenger interview videos, each lasting between 30 to 40 minutes, and 24 driver interview videos, with duration ranging from 1.5 to 2 hours. We began the analysis process by thoroughly reviewing these interview videos. During this review, we carefully documented the driving scenarios that participants explicitly discussed. We recorded participants’ evaluations, feedback, and any relevant comments about their experiences in these scenarios. Subsequently, We systematically coded various aspects of information within each driving scenario. Each participant’s data was processed by two to three trained coders, and a coding consistency check was performed. Then we conducted a thematic analysis, resulting in a comprehensive summary of the factors that influenced participants’ experiences.

#### 3.4 Research Ethics

This study was approved by the Institutional Review Board of the authors’ institution. Before the experiment, all participants were ensured with informed consent, acknowledging potential risks and their right to discontinue the study. To preserve participant confidentiality, all personal and confidential information has been anonymized, and the research results presented below have been subjected to de-identification.

## 4 RESULTS

This section presents the results of interviews conducted with both drivers and passengers. Section 4.1 describes the convergent accessing logic of driving behaviors in the urban context. Section 4.2 focuses on how novice and expert drivers strive for a positive experience for passengers. Section 4.3 explores the gaps between



**Table 1: Participants Information**

Participant Type	Demographic Information	Participant Counts
Expert Driver	Age	30-40 years (6), 40-50 years (4)
	Gender	Male (10)
	Years of Driving	10-15 years (3), 15-20 years (4), >=20 years (3)
	Mileage per Year	<=20,000km (1), 20,000-40,000km (2), 40,000-60,000km (3), 60,000-80,000km (1), 80,000-100,000km (1), >=100,000km (2)
Novice Driver	Age	20-30 years (14)
	Gender	Male (11), Female (3)
	Years of Driving	0-5 years (14)
	Mileage per Year	<=20,000km (13), 20,000-40,000km (1)
Passenger	Age	20-30 years (30), 30-40 years (12), 40-50 years (4), >= 50 years (2)
	Gender	Male (26), Female (22)

the performance that the driver delivers driving behavior and the perception that the passenger perceives it.

#### 4.1 What Makes a Passenger Think It's a Fantastic Driving Behavior?

Based on qualitative data collected from immediate post-ride reflections of the 48 passengers, it is noted that all passengers had expectations regarding different physiological sensations during the urban driving experience. These included sensations related to vertical movement, such as vibration, as well as lateral and longitudinal sensations associated with rapid acceleration, slamming on the brake, and jerk. Passengers also had perceptions related to the distance between cars, such as tailgating, and to the intuitive sensations including auditory and tactile sensations. These findings were consistent with extensive previous research on passenger experiences [48].

However, psychological feedback regarding the passenger experience extended beyond mere physiological sensations of comfort. The interviews revealed a convergence in passengers' evaluation logic for accessing driving behaviors. Passenger-perceived experience was influenced by internal factors, including the alignment with norms, consistency in driving behavior, outperforms, and harmonization with passengers themselves. Passenger evaluations of driver behaviors could be associated with at least one of these four psychological determinants mentioned.

**4.1.1 Does the Driving Behavior Align with "Norms"?** The interviews showed that passengers made adaptations concerning both objective and subjective norms when discussing driving behaviors. Objective norms pertained to compliance with traffic regulations and moral standards. In contrast, subjective norms involved individual opinions regarding behavior within a particular driving context.

**Objective Norms.** Based on the feedback provided by the passengers, 20 individuals expressed that the driver should adhere to the established **regulations** throughout the duration of their ride. The norms for the driver, such as yielding to road users and complying with the driving rules, were mentioned. The rule-related factors that concerned passengers in an urban driving context included not yielding to pedestrians, unanticipated lane-changing behavior, crossing the lane boundaries, and signal-turning. The

results showed that passengers exhibited an **understanding based on rules**, with the potential for perceiving negative experiences, including a sense of **moral transgression** and feelings of **insecurity**.

P05-1 (novice): *"There was a pedestrian trying to cross the road, the driver should have yielded."*

P07-2 (novice): *"But this time, (the driver) drove pretty well, but during (his) first time driving onto the main road, (the car) repeatedly shifting lanes to the fastest lane, which wasn't in accordance with the rules and wasn't safe."*

P19-2 (novice): *"I feel like driving on the lines a little, anyway, it seemed like an attempt to make a U-turn in one go, and it felt like the lane boundary was crossed, but I didn't pay much attention to that situation."*

P12-2 (expert): *"Entering the side road was very smooth. There were no pedestrians nearby. Whenever changing lanes or turning into the side road, the turn signals were used."*

**Subjective Norms.** It has been reported that passengers held opinions supporting the expected driving behavior under **specific contexts**, related to traffic flows or road infrastructures. The alignment of subjective norms resulted in a positive experience. One passenger, P06-2 (expert) emphasized that the driver should **stay focused** when surrounded by numerous cars. During that trial (of D06), the expert driver's behavior was in line with the passenger's expectations in the high-traffic density context, resulting in a **satisfying experience**. However, subjective norms varied among passengers. P07-1 (novice) asserted that any skill level could handle the situation under a simple driving context. In contrast, P05-1 mentioned that the driver should remain alert even in the absence of other road users. Thirty-nine passengers mentioned the density of cars and pedestrians, with some expressing various subjective norms of behavior, including **concentrated driving**, **relaxed driving**, and the appropriate skill level of driving.

P06-2 (expert): *"(When the driver taking a U-turn,) there were many cars around... The comfort was alright, and safety was decent. (Driving under such circumstances,) we need to pay a bit more attention."*



**Figure 2: Urban road trajectory map of the vehicle. This road route includes 13 classic driving conditions, including turns, U-turns, straight, and lane changes, with three conditions featuring traffic lights.**

P07-1 (novice): "For this relatively smooth stretch, I think the road conditions weren't too complicated. Basically, anyone could handle it without problem... Honestly, I wasn't really paying attention to this part of the road."

P05-1 (novice): "When driving on that straight road, there were no pedestrians or cars in sight, yet I had this sensation that the driver was stepping on the gas. I could distinctly feel the surge in speed... It was as if the road had suddenly turned to be deceptively simple, and that's

*precisely when I felt we shouldn't relax, and then came the sudden acceleration."*

**4.1.2 Is the Driving Behavior Consistent with the Driver's Prior Behavior?** According to the passenger assessments of driving behavior, passengers generally preferred consistency in driving skills, such as the driver's ability to maintain operational control consistently on each occasion, and continuity in the driver's emotional stability.

**Consistency in Driving Skill.** The interview showed that passengers compared a driver's performance in similar driving situations and expected a stable driving performance. Both the expert

driver (D12) and the novice driver (D20) received positive feedback when they maintained a **steady driving performance** throughout the trial. However, inconsistency in driving skills is a concern for passengers. For instance, P07-1 pointed out inconsistencies in the driver's operational performance at a particular location compared to the second U-turn. While they didn't express negative attitudes, they were concerned about the driver's unpredictable driving behavior.

P12-2 (expert): *"The driver maintained a good distance from the front vehicle (throughout the journey) and drove slowly and steadily the entire time."*

P20-2 (novice): *"The driving was really smooth overall."*

P07-1 (novice): *"During the first time, the driver didn't drive forward for a short distance before attempting the turn, so the U-turn wasn't successful in one go. (He) had to make two attempts here before succeeding. The second time, the driver noticed that the first U-turn was challenging, so steered more to the right while taking the turn. The car was so close to the greenery. If the driver keeps steering back and forth at intersections, it's not safe. Making a U-turn in one go is comparatively safer."*

**Emotional Stability while Driving.** A steady emotional control of the driver throughout the driving cycle brings a sense of safety to the passenger. It is, to some extent, related to smooth driving operations. There were 7 passengers who referred to the driver's driving emotions and 10 passengers who mentioned a cautious driving style. For example, P12-2 and P11-2 mentioned that the expert drivers showed a smooth and relaxed mental state. A novice driver passenger (P19-1) clearly felt the emotional upsurge while driving.

P12-2 (expert): *"I can accept (the car) reverse slightly, and I prefer a smoother ride (in this driving condition), as it (the skill) reflects the driver's composure and distance control skills, making me feel safe during the trip."*

P11-2 (expert): *"He was relatively cautious. Due to his cautiousness and the slow operation, it gave me the feeling that he might observe a lot, and he might be in a state that wasn't too nervous."*

P19-1 (novice): *"At that moment, I didn't notice (the cyclist). He (the driver) was a bit nervous, and I thought that the driver probably didn't realize that this was the turn."*

#### 4.1.3 Does the Driving Behavior Outperform that of Others?

The evidence from the interviews showed that when passengers assessed a driver's driving behavior, they tried to assess it in relation to their own driving patterns, previous riding experiences, and the behavior of other vehicles. Passengers determined whether there are aspects where the driver's behavior excelled in comparison to these specific instances.

**Better than Passengers' Driving Patterns.** Some passengers presented themselves as drivers. The interview showed that passengers took into consideration whether the driver's driving behavior

aligned with their expectations or even exceeded them in the **aspect of a driver**. It is evident that passengers perceived a positive experience if the driver's driving behavior was the same or even better. However, if the driver's judgment was not consistent with the expected driving behavior, passengers (P22-1 and P02-1) felt shocked and insecure. Some passengers (such as P11-1) who had no driving experience expressed feedback that "there is no specific feeling".

P07-1 (novice): *"Maintaining a certain distance from the bicycle is something I would do if I were driving, and the driver handles this quite well."*

P22-1 (novice): *"I probably wouldn't drive too fast on this kind of road, but he suddenly accelerated, and I didn't expect it at first, so I shook a bit... I was a bit nervous because on such narrow roads, I usually don't drive too fast."*

P02-1 (novice): *"When there were cars and pedestrians in the middle of the road, this driver went straight through, but if I were driving, I would have paid attention to maintaining a safe distance."*

**Better than Previous Riding Experiences.** Passengers also tended to compare their riding experiences with similar types of rides they had before. A novice driver passenger (P20-1) reported a natural attitude as the driver's performance during right turns was ordinary, compared with previous experience in a ride-shared driver's car, not particularly uncomfortable or exceptional comfort. In comparison to passengers' other ride-hailing service experience, the driving performance of the expert driver D16 was rated more positively than previous ride-hailing service drivers and passengers (P16-2) provided positive feedback. Specific indicators of previous experiences, such as the name of **specific experience** (P20-1), **role** (P16-2), and **driving tasks** (P03-2), were coded during the analysis.

P16-2 (expert): *"In this open road condition, drivers on ride-sharing apps usually accelerate and then decelerate before stops, but this driver remained consistently smooth."*

P03-2 (expert): *"The second time U-turn was relatively successful (in one go), although it still required correction after the initial attempt."*

P20-1 (novice): *"I didn't feel anything when we made the right turn. The driver was driving just like how we normally experience when using Didi (a ride-sharing service similar to Uber)."*

**Better than Behavior of Other Vehicles.** In the results of the interviews, it was found that all passengers mentioned the road users at least once when evaluating driving behavior. Some passengers made comparisons between the driver's operation and the postures of surrounding vehicles. There was no direct report in our report that the driver conducted better than the **surrounding vehicles**. Passengers, such as P10-1, reported that the driver did not complete the U-turn task in one go, and the participant did not show any negative feedback. It was also the expert driver who was driving at a slower speed than the other vehicles on a straight road. This passenger (P10-1) repeatedly reported that the driver's excessively slow driving. Additionally, the passenger (P01-2) indicated that a

worse driving behavior than other vehicles would cause him to be confused about the driving context.

P10-1 (expert): "Anyway, he just operated the same as the car in front of us, made the U-turn... and even reversed once...", "All the cars, including the motorcycle, passed through, so I think this was the slowest part of his drive."

P01-2 (novice): "A car in front of us made a smooth U-turn in one go, but we couldn't manage to do it the same way... The cars behind us were honking and urging us to move quickly... unsure what was happening (at that moment), and (I was) not very familiar with the U-turn rules at the traffic lights."

**4.1.4 Does the Driving Behavior Harmonize with Me?** The interview data reflected that passengers tended to juxtapose their anticipations of vehicle behavior or their current life circumstances with the real-time driving actions or performances of the driver. When passengers' anticipations of the driving behavior aligned with the actual driver's operational behavior, they tended to give positive feedback. Passengers expressed their anticipations of driving behavior with a desire for the driver to perform better or in a manner that aligned with their expectations. Additionally, some passengers expressed their current life states, highlighting how the driver's behavior contributed to their increased enjoyment and well-being.

**Alignment with Maneuver Expectations.** Passengers tended to form anticipatory judgments regarding the **driving behavior** or **performance** of the driver. When these driving behaviors or performances **exceeded** their expectations, there was a harmonious alignment between the driver, the vehicle, and the passengers, leading to relatively **strong positive feedback**. For instance, as evidenced by P16-2, the initial expectation was that the driver, during a turning maneuver, would not complete the turn in one attempt. However, the driver exceeded this expectation by successfully accomplishing a one-step turning task, leading the passenger to perceive the driver's driving skills as exceptional.

P16-2 (expert): "He tried to complete the U-turn in one go. I was a bit concerned (at that moment), wondering if he would be able to make it in one time, but he did... I think the skills of this driver is pretty good."

On the other hand, this study documented an extensive range of expected operational descriptions concerning the driver. These descriptions were manifested as **inconsistencies or even disapproval** of the driver's behavior. For instance, P13-1 expressed an expectation, given knowledge about the driver, that the driver should drive at a faster pace and perform better. Similarly, P21-1 suggested that drivers should execute right turns instead of spending excessive time observing the left side. In another instance, P19-2 believed the vehicle was about to start moving, but it unexpectedly came to a halt. Such deviations from expected behavior could result in passengers experiencing a **sense of dissonance** or **discomfort**.

P19-2 (novice driver passenger): "Initially, I thought we were about to go, but then the driver stopped abruptly, and the braking didn't (make me) feel comfortable."

P21-1 (novice): "The driver often looks to the left for a long time, even when the road conditions are favorable. In such situations, he should have ideally made a right turn, but the car stopped right there... it (the driving strategy that I mentioned) might be a driving habit that we consider as 'good', I suppose..."

**Emotional Harmonization.** Interestingly, passengers' emotional states were presented in the interview reports multiple times. When the **driving style** of expert drivers aligned with the **emotional disposition** of passengers, it led to feelings of enjoyment or resonance. For instance, P13-2 noted that the driver's gradual acceleration matched his emotional needs at the time and made him feel more than **satisfied**. The driver's seamless transition into a wide, empty road following a smooth turn also excited this passenger. Similarly, P10-2 mentioned that his daily life tended to be mundane, so the expert driver's linear acceleration provided a stimulating and enjoyable sensation.

P13-2 (expert): "It's a pretty exhilarating feeling. When the speed picks up, it somehow syncs perfectly with my mood at that moment. It's like this intuitive anticipation... When it comes to driving, I always find that normal speeds feel much better than going at a snail's pace.", "When we took that turn, I didn't feel anything. Getting onto this main road felt absolutely delightful, like the car was entering the highway to heaven."

P10-1 (expert): "Wow, that smooth acceleration there really gives me a bit of a mental thrill... Life can get a bit monotonous, and seeking out those little thrills definitely brings some joy into the mix."

This study encoded 243 feedback from passengers who experienced expert driver driving and 414 feedback from those who experienced novice driver driving behavior. Among these, expert driver's passengers showed 52 (21.4%) concerned or uncomfortable feedback, and 191 (78.6%), in line with expectations or better. There were 140 (33.9%) concerned or uncomfortable feedback from novice driver's passengers and 304 (66.1%), in line with expectations or better. In passenger interviews, it was found that expert driver passengers mentioned relatively fewer negative reviews of drivers than novice driver passengers.

Overall, we noted that all passengers expected different physiological sensations in urban driving experiences, apart from physical sensations. This chapter categorized and summarized the passenger evaluation logic for driving behaviors. We studied the internal causal effects of psychological experiences, including compliance with norms, consistency of driving behavior, outperforms, and harmonization with passengers themselves. From passenger interview data, we found that the passenger's evaluation of driver behavior can be associated with at least one of the four psychological determinants.

## 4.2 What Makes a Driver Perform Fantastic Driving Behavior?

The interview results with expert and novice drivers revealed that fantastic driving was achieved through considerations and efforts at three levels: strategical, tactical, and operational levels.

**4.2.1 Strategic Level: Always Put Others in Mind.** At the strategical level, drivers took the global traffic, other road users, and passengers into consideration.

**Maintain a Global View rather than a Local View.** Expert drivers considered things globally instead of locally when they made driving decisions or plans. For example, they thought about how their driving affected the traffic in an area. For example, D03 (expert) mentioned,

D03 (expert): "One habit of experienced drivers is not to be slow when you can be fast...If the speed limit is 80 but you drive at 60, slow driving can cause a traffic jam."

Such a global view was also demonstrated through their observation while taking turns. When expert drivers took right turns, they intentionally looked at the left side because they knew there might be **other vehicles coming from the left side**. In contrast, some novice drivers observed locally only towards the **right side that they were going to**. The differences were supported by eye-tracking data. As an example, Figure 3 presents the top view of a right-turn scene in the study. As drivers turned right at this same intersection, D02 (novice) kept looking towards the right side whereas D06 (expert) looked towards the left side.

**Drive Defensively Considering Other Road Users.** Both expert and novice drivers reported defensive behaviors based on their considerations about the risky behaviors of other road users.

First, drivers expressed their intentions to others properly and timely to avoid **conflicts** and promote **efficiency**.

D11 (expert): "If you don't move, pedestrians might go around you. However, if you keep moving slowly, they can get your intention and let you go."

D02 (novice): "I honked before passing him. Reminding with honk is a correct action. Use honks during the day and lights in the night."

Second, drivers observed others and interpreted their intentions actively.

D19 (novice): "Passing is also about predicting the front car's intentions, whether they are mindless, playing phones, looking at maps, wondering, parking, or making U-turns. If you see they brake a little but do not move forward, you might interpret that they are parking. They might park on the right side or make a U-turn."

Finally, drivers developed habits that promoted **safety** in general and under certain scenes.

In general, drivers **yielded** the right of way for pedestrians and other vehicles.

D14 (expert): "In normal conditions, I yield to pedestrians and electrical motorcycles instead of competing with them. Because I am not in a hurry, it is important to guarantee safety."

On straight roads, the habit was to drive **along the left side of lanes**.

D11 (expert): "Leaving wider space for other cars. Lanes like this are not wide. Buses or big cars can come from your back so I habitually drive along the inner side and leave a wider space for others."

At the transition between the main and sub-roads, the habit was to approach the main road slowly and accelerate after entering.

D02 (novice): "You have to wait if there are cars all the time, approaching gradually. Move a little bit each time. If you come out suddenly, there can be cars driving through abruptly; If you do not move at all, you cannot see the back. Therefore, you must move slowly. When you get to the main road, you must accelerate fast. Otherwise, cars behind you will be interrupted. It is just like accelerating for overtaking."

In terms of taking turns, several drivers mentioned taking big turns to protect themselves and others. For example, D18 (novice) explained,

D18 (novice): "Provide more time for pedestrians to react. I go a little more and turn the direction lights on longer, they are more likely to react. If I turn directly, it will be different. Also, I can observe a little more."

**Prioritize the Comforts of Passengers.** Expert drivers tried their best to keep the car steady and stable for passengers.

D15 (expert): "Under this condition, acceleration should be done evenly instead of slamming on the brakes. It is a gradual change because you cannot make the passengers have a feeling of pushing on their backs."

D14 (expert): "Don't make the passengers feel stumbles. Make them feel smooth."

In general, novice drivers are less likely to consider others and **pursue efficiency** for themselves. Some tried to be as fast as possible by overtaking other cars, driving faster than others, and stepping hard on gases to accelerate.

D22 (novice): "I might overtake. I drive fast, basically as fast as the speed limit. Probably 20 percent faster than the speed limit, which is within the limit of being punished."

D18 (novice): "Faster than the average speed of the lane. If the majority drove at a constant speed of 60, I would like to drive a little bit faster. Definitely lower than the speed limit...I am a little radical but not violent."

D18 (novice, accelerating on straight roads): "When it is safe, I am likely to accelerate relatively fast. I step the gas at about halfway. The acceleration rate is faster than at intersections with traffic lights."


#### 4.2.2 Tactical Level: Well-Developed Behavioral Patterns.

At the tactical level, drivers transformed their past experiences into logical, actionable, and standardized **behavioral patterns**. The following paragraphs summarize typical behavioral patterns in different scenes.

**Turning: Observe Multiple Directions in Order.** Most expert drivers observed different directions systematically. For example, D11 (expert) reported observing objectives in order based on their **danger levels**.

D11 (expert): "My order of observation is to look at cars first, the bigger and faster the object is, the more harmful the crash can be. Then I look at electrical motorcycles followed by pedestrians."





**Figure 3: Driver's observations at right-turn conditions, including an actual perspective and eye-tracking data, (a) Right-turn 1 top view, (b) Eye-tracking device, D04 novice driver looking towards the right, (c) D02 novice driver looking towards the right, (d) D06 expert driver looking towards the left.**

The order of observation also depended on turning directions. For right turns, a typical pattern was to look to the left side first followed by looking to the right side.

D16 (expert): "There are two aspects for right turns. The first is to look to your left because that's the side where other vehicles, including cars, non-motor vehicles, and pedestrians come from. The second is to look to the right side. If both sides are fine, you can take the turns."

D11 (expert): "When turning right, I look to the left side because that's where cars come from. The traffic rule requires that turning cars yield to cars going straight. Most cars that go straight will not yield to turning cars. Thus, you must observe the road conditions."

For left turns, a typical pattern was to look at the left side first or longer instead of the right side.

D06 (expert): "In terms of left turns, left turns usually involve big turns. Right turns are small ones. When turning left in big turns, I usually look at the right side less because the right view is easier to glance when taking big turns."

In summary, expert drivers observed both directions during turning no matter which direction they went towards. As D11 (expert) shared,

D11 (expert): "No matter right or left, I must look at the direction that I turn to first because that's the road that I will go. However, I also look at the direction opposite to the direction that I go. Basically, I look twice. The first time is to look at both sides; the second time is to confirm. Then I take the turns."

Compared to expert drivers, novice drivers were more likely to observe roughly without clear routines.

(D5 novice): "During turning, such as taking right turns, I usually look at the right rear mirror. I would pass quickly if there were no pedestrians or vehicles. For right turns, I usually do not look at the left side. Probably just have a glance occasionally."

**Entering the Main Road: Observe and Prepare to Interact with Road Users on the Main Road.** Drivers evaluated the status of cars on the main road to decide when and how they got into the main road.

D06 (expert): *"Look at the left rearview mirror first, mainly about the speed of the back car. If the speed is slow, I can step on gases and go directly. If the speed is fast, I can pause and wait. I can go after they pass by."*

D10 (expert): *"Normally cars go forward, right? However, that car was parked there. It was still when I came; it kept still when I got closer. It was hard for me to interpret whether he wanted to park or go. Actually, I wanted to let him go first but he did not show any intentions to move. Therefore, I pass by slowly without any intention to compete with him."*

D23 (novice): *textit{"I usually turn my head to look at my back because that's a blind spot in the left back direction. If there are cars, I brake to slow walking speed or stop. Wait for the time when there is no car and go then. If I turn my head and see there is no car for a long distance, I will decelerate a little, not much, and merge to the inside lane. I rely on the rearview mirror to make decisions after starting merging."*

**Maintaining Straight, Lane Changing, and Overtaking: Keep Distances based on Speeds.** When drivers kept driving on the roads, the major behavioral pattern was to keep their **distance** from other road users. Usually, the safe distance varied depending on the speeds. D08 (expert) shared the pattern used for controlling car distances on straight roads,

D08 (expert): *"If the speed limit is 40, I would keep a 10-meter distance which is equal to two car-bodies long. If it is 60 and not crowded, the distance is longer at about 20 meters because I need to have enough reaction time and braking distance."*

Drivers also evaluated car distances for overtaking and took their speeds into consideration,

D18 (novice): *"I often overtake but don't put too much pressure on others. I choose to overtake under a safe distance. That is, the front and rear of cars do not crash during overtaking. At least leave ten or twenty meters for others and decide based on speeds. It is okay to be close if the speed is slow, but needs to keep farther safe distances if the speed is fast."*

**4.2.3 Operational Level: Refined Physical Controls.** At the operational level, drivers refined car control skills. Expert drivers accumulated knowledge about how to manipulate tools, such as gases and brakes, and conducted these actions decidedly to achieve their goals at the tactical and strategical levels.

#### **Gases vs. Brakes.**

D18 (expert): *"When the speed changes from 120 to 100, novice drivers step on the brake to reduce the speed. As an experienced driver, I ease off the gas. When I slide towards the camera, including intersections with traffic lights, I ease off the gas ahead of time far away. I won't wait to get close and use the brake to slow down."*

This argument about how novice drivers used brakes was confirmed by novice drivers' reports. For example, D20 (novice) stepped on the brake before and during taking turns at intersections,

D20 (novice): *"It is enough to keep the speed at 30. Put my foot on the brake. I accelerate after passing the zebra crossing."*

**Acted Decidedly.** Another aspect of physical controls that expert drivers demonstrated was to conduct the operational actions decidedly. They knew the importance of taking action quickly and timely.

D03 (expert): *"If you overtake, overtake with one step on the gas. Do not hesitate, if you do, one car might come out during the hesitated moment. If you step on the brake then, you do not have enough distance."*

**U-turn in One Attempt.** Most drivers observed environments and took anticipating actions (e.g., moving to the right) to complete U-turns within one attempt.

D15 (expert): *"First is to check if there are signal lights because some places have special lights for U-turns or left turns. Second, I intentionally move the car towards the right, then make a big turn directly. Complete it within one attempt."*

D10 (expert): *"If there are U-turn lights, turn based on their directions. If not, look at cars from the opposite side, non-motor vehicles, and pedestrians. If the condition allows, take turns; if not, wait. This car is a little bit long. It might be difficult to turn with one attempt. I want to move forward a little more, go around it, and turn the steering wheel to the right in order to take the U-turn within one time."*

D10 (expert): *"Observe cars from the opposite direction, pedestrians, and signal lights. You should yield to others in case there are cars. You do not have the right of the way. I look at the distance between the front of my car and the curbs, then the two rear-view mirrors while taking U-turns. I observe to see if I can do the U-turn within one time."*

**Decelerated Driving over Obstacles.** Expert drivers intentionally slowed down the speed if the car went over uneven areas, such as well lids, on the road.

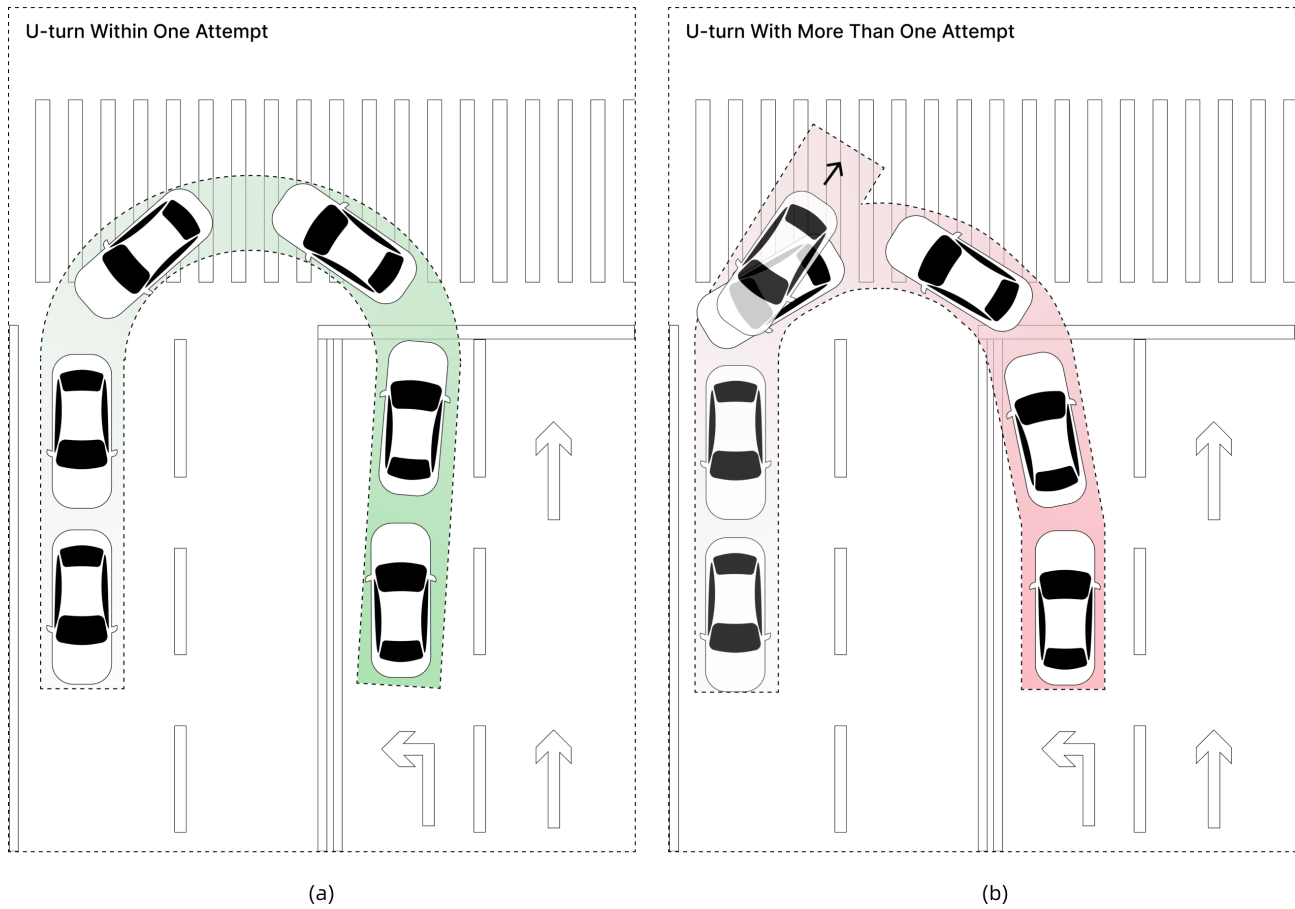
D11 (expert): *"When I have VIP passengers, I pay attention to the road conditions. For example, if there are well lids, I can tell it is an uneven area. I will step on the brakes ahead of time."*

## **4.3 From Performances to Perceptions: Gaps in delivering High-Quality Driving Behavior**

From section 4.1 and 4.2, we can find there are some gaps between the performance that the driver delivers driving behavior and the perception that the passenger perceives it. To systematically analyze these gaps, we built a driving behavior evaluation gap model (as shown in Fig. 5) based on a conceptual model of service quality [58].

**4.3.1 Gap1: Different Understanding of Safety and Comfort.** The first gap is the gap between the driver's **mindset** and the passenger's mindset. We found that different understandings of **safety** between the driver and passenger were its main influencing factor. This understanding of safe driving is not affected by any





**Figure 4:** At the U-turn condition, there are two situations. (a) vehicle body moves to the right in advance to obtain the maximum space to complete a U-turn within one attempt; (b) vehicle body makes a U-turn directly when the distance is not enough, requiring a reversing operation.

external factors but is inertial thinking formed by the experience and preference of the driver and passengers.

For example, in most passengers' mindset, to be safe means to **abide by traffic rules**. If the drivers follow the traffic rules, then they can **be safe faster and more efficiently**. In contrast, in drivers' mindset, especially expert drivers, to be safe is equal to be **cautious**, such as driving slowly and anticipating covert hazards.

When asked what they could do to make driving safer, almost all passengers believed that the first prerequisite for driving safety was to follow **traffic rules**. Some drivers believed that slowing down was the key to making driving safer. As Driver 06, Driver 22, and their corresponding passengers said in interviews,

D06 (expert): "Safety? slowing down is the safest thing."

P06-2 (expert): "To be safer, we must follow traffic rules."

D22 (novice): "Slow down, and slow down even more when passing the intersection."

P22-2 (novice): "You must follow the traffic rules. Don't think there is no problem just because you have driven for a long time. Just drive according to your own habits."

Similarly, some drivers believed that being **cautious** based on their **past driving experience** was the way to make driving safer, but their passengers believed that traffic rules was the core of safety, as Driver 04 and Driver 05 and their corresponding passengers said,

D04 (novice): "If you want to be safer, just pay more attention to the road conditions, look at the rear-view mirror, and drive while observing the road conditions."

P04-2(novice): "The safest thing is to be familiar with these traffic rules first."

D05 (novice): "Safety means observing and having a sense of the road. A sense of the road means you have a clear understanding of the road."

P05-2(novice): "I think that obeying traffic rules is a must."

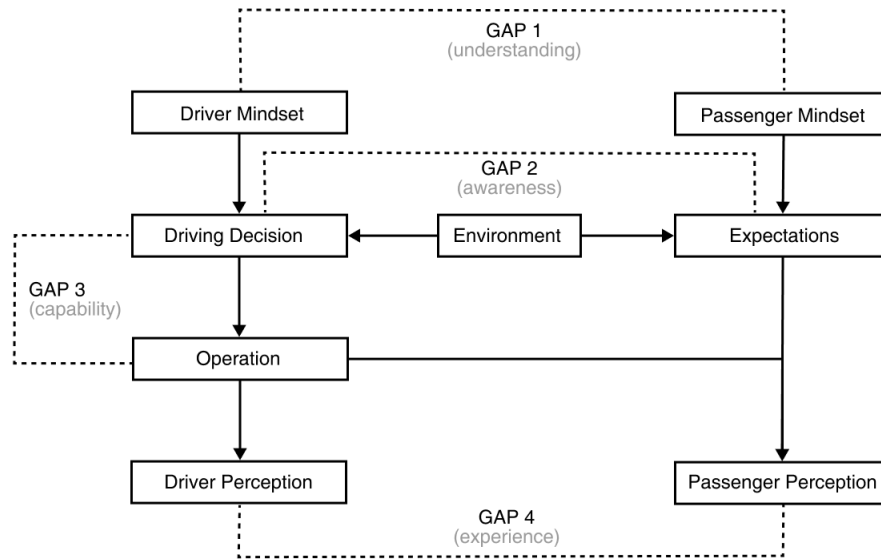


Figure 5: Driving behavior evaluation gap model with four identified gaps.

Besides, regarding the interview question about how to make the passenger experience more **comfortable**, the driver's idea was that the driving speed should be **slower**, while the passengers thought that the driving speed should be **faster**. As passenger 23-2 and driver 23 said,

D23 (novice): *"The most important thing is to drive slower and then accelerate and decelerate lightly. Essentially, the only thing the passengers feel is speed. Therefore, as long as I control the speed, I can keep them comfortable."*

P23-2 (novice): *"The first is that I feel that the speed of the car can be slightly faster."*

So we can see that there is a significant gap in the mindset of passengers and drivers, whether in terms of driving safety or driving comfort. Passengers pay more attention to objective rules such as traffic rules, while drivers' inertial thinking safety need to be cautious of the situation and keep slow. What's more, the drivers believe being slow also brings comfort to the passengers, while the passengers care more about speed and efficiency.

**4.3.2 Gap2: Different Awareness of the External Environment.** The second gap is between passengers' expectations and drivers' driving decisions. This gap is affected by the external environment, because the external environment that drivers and passengers can accept from inside the vehicle is different, and their perceptions of the external environment are also different, which leads to information gaps.

In some driving conditions, the driver can obtain the maximum amount of information collection by looking at the rearview mirror and the car window, while the position of the passenger in the car prevents them from obtaining all the information of the external environment. The different **viewpoints** lead to a discrepancy between the passenger's expectations and the driver's decision-making. For example, from the perspective of drivers, they need to make different driving decisions based on real-time road conditions, Driver 24 mentioned,

D24 (novice): *"I was already looking with my peripheral vision. There were cars on the main road. I braked to let them pass first, and then I moved forward. It felt like the whole place was empty, and there was nothing around. I looked at the rearview mirror at this time, and I saw there were no cars at all, so I just turned to the leftmost lane without any concerns."*

Passengers do not get enough **information** about the environment outside the vehicle, so they have different expectations. As passenger 24-2 said,

P24-2 (novice): *"The driver merged directly into the leftmost lane. It might be too fast."*

The same gap also occurred in U-turn conditions,

D24 (novice): *"At this time, do you know why I dare to pass? Because that black car is coming, they will stop the opposite cars. Well, this is a very safe and efficient way."*

P24-2 (novice): "He followed the car in front relatively close. The car in front did not complete the U-turn, and another car came from the opposite side. I was very nervous at the time. Before crossing such a T-junction, I think that I should keep a certain distance rather than stop at the intersection, but I don't think it's very safe."

When the vehicle is turning, the driver will also make a decision to avoid it if he sees an obstacle in the turning road. Driver 17 mentions,

D17 (novice): "I just have to look at it, it's a dynamic movement... Yes, I turned to the left and turned the direction to go around it, and he didn't move here. You see. I glanced to the right. I actually saw this non-motorized vehicle."

Passengers in the car can't make a good perception of the **situation** outside the car, so they expect smoother turns. As P17-2 said,

P17-2 (novice): "I feel that he turns a lot, and the vertical angle is different from the other drivers whose ride that I usually take."

In addition, professional drivers have more advanced judgment and decision-making in the external environment. As Driver 06 said,

D06 (expert): "The car in front and the bus are close to each other, and my distance is okay, but this entrance, this car can't make one turn anyway, this entrance is not good. This entrance has to be turned twice."

However, passengers may not be so accurate in observing the environment, so they expect to be able to turn around once, such as what P06-2 said,

P06-2 (expert): "I thought he would complete the U-turn in one go, but there was not enough space in front of him, so he still needed to reverse the car to complete the U-turn."

**4.3.3 Gap3: Operating Skills Lead to Gaps between Driver Decision and Operations.** The third factor affecting the gap is mainly about the driver's operating skills. Under certain working conditions, the driver may make operational errors that lead to actual driving behavior being different from the original driving decision. As Driver 08 and Driver 14 said when making a U-turn,

D08 (expert): "Yeah, if you make a U-turn like this, first I'll look at the car. Can I cross into my lane? If I say I can't, then I'll make a right turn first, then try to make a bigger turn the second time. I actually leaned to get a little closer to the right, but it was useless. I couldn't turn around. I really couldn't turn around."

D14 (expert): "I originally planned to go a little to the right, close to the right line, and turn the steering wheels to the maximum. This is the third time that I have driven at this place, but I did not complete the U-turn in one go. I was quite disappointed at the time. For the previous two times, it was a one-time U-turn. I made an operational error this time."

**4.3.4 Gap4: The Perception Gaps of Operation between Passengers and Drivers.** The fourth gap focuses on the difference between the experience of the driver and passengers under the same driving operation. A gap was found between the driver's self-perception of the driving **operation** and the passenger's perception of the operation. For example, Driver 05 and Driver 19 and their corresponding passengers said,

D05 (novice): "I just pay attention to what I was told during the test drive, driving a little slower on each section of the road, and keeping the overall speed a little faster, so I don't have any worries about other things. I might not be familiar with this car, nor dare I drive too fast."

P05-2 (novice): "There was no pedestrian or car on that straight area, but I felt that this person was too unbridled. I felt that he was accelerating obviously, so I pressed the handle. Because the road conditions suddenly became seemingly simple, at this time, I don't think you should take it lightly and speed up suddenly."

D19 (novice): "Well, if you brake, you generally build up pressure, build up brake pressure, and then gradually reach the peak, then stabilize, and then slowly release."

P19-2 (novice): "The brakes are relatively sharp, and it is obvious that the brakes are stepped on to stop the car"

This gap will also occur in the driving of an expert driver, such as in the two situations mentioned by Driver 15 and his corresponding passenger,

D15 (expert): "Yeah, I've lightened the brakes a little bit. A slight deceleration."

P15-2 (expert): "Because there is an old lady crossing the road so he has a sudden brake. Well, this is the only one, this is the only sudden brake in the whole journey."

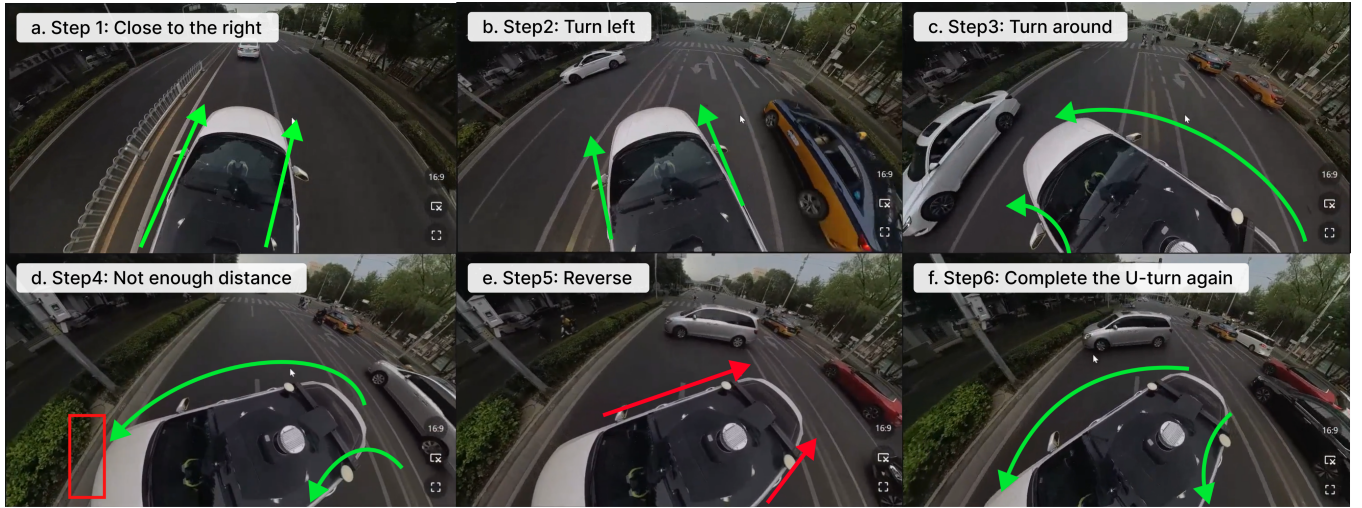
Here the expert driver said that he was accelerating slowly from 30% of the throttle force, but the passenger felt that he was accelerating rapidly.

D15 (expert): "When I saw the car in front of me stepping on the brakes, the bus had been parked there already, and the car on my left back had not completed a U-turn. (I) accelerated in a straight line just according to my normal acceleration habits. The routine is from 30 to 60 to 70 percent. It goes up step by step within this range."

P15-2 (expert): "A little bit of acceleration, a little bit of discomfort."

## 5 DISCUSSION

In this study, we conducted extensive in-depth interviews with both drivers and passengers immediately after an urban driving task. Furthermore, we asked them to review and evaluate their completed driving or riding tasks retrospectively by watching entire dash-cam video replays. Our research has revealed that, in addition to the well-researched physiological factors, passengers and drivers had distinct cognitive approaches to assessing excellent urban road-driving behavior. These findings are summarized and



**Figure 6: Driver08's actual U-turn operation: (a) The driver tried to approach to the right, (b) The driver starts to turn left, (c) The driver turned around, (d) Not enough distance from the roadside after turning, (e) Adjust the front wheels for reversing, (f) Complete the U-turn again**

categorized into evaluation judgment logic and gaps within this study. In this section, we discuss how to evaluate fantastic driving behavior in urban road scenarios based on these findings and provide recommendations for autonomous driving designs.

## 5.1 What Makes a Fantastic Passenger-Car Driver in Urban Contexts?

**5.1.1 Driving Behavior Evaluation from Passengers' Perspective.** Our research has revealed that passengers not only have physiological responses to driving outcomes but also possess a complex set of psychological cognitive mechanisms for evaluating driving behavior. Passengers assess the quality of driving behavior by judging whether it complies with rules or regulations (*objective and subjective norms*), whether it is consistent with the driver's previous performance (*skills and emotional stability*), whether it performs better than past experiences or other drivers on the road, and whether it evokes a sense of harmony and consistency. Some of these judgments are relatively objective and accurate, including adherence to traffic rules and comparisons with other vehicles. However, most of the results are relatively subjective and personalized, such as *subjective norms* and the *emotional harmonization*. Therefore, if we expect passengers to perceive a driver as fantastic, it's essential not only to adhere to objective rules and demonstrate excellent driving skills but also to align with passengers' subjective psychological expectations. Our study on passenger-based evaluating driving behavior is also connected to previous research on different driving styles in autonomous vehicles [20].

**5.1.2 Gaps between Passengers' Perspective with "Real" Fantastic Driver.** While the definition of an 'expert' driver remains somewhat ambiguous, our investigation into 'What Makes a Driver Perform Fantastic Driving Behaviors' has revealed certain behaviors exhibited by expert drivers that qualify them as 'real' fantastic drivers. Analysis of these drivers' consideration of driving behaviors

demonstrates that they consistently engage in holistic contemplation of the overall traffic environment at the strategical level, demonstrating a heightened awareness of other road users. Moreover, they retain a keen sense of passengers' experiential requirements. At the tactical level, they exhibit multifaceted observation techniques, continuously refining and optimizing systematic behavioral approaches tailored to various driving scenarios. At the operational level, they persistently hone their precision in the physical control of their vehicles. Clearly, they demonstrate a significantly more comprehensive and systematic level of consideration than passengers. We have also synthesized the evaluation gaps that existed between passengers and drivers, which included divergent mindsets in terms of safety and comfort, differences between passengers' expectations and drivers' driving decisions due to disparities in the cognitive perception of external environmental information, unsuccessful operations when applying driving decisions, and distinctions between drivers and passengers in the perceptions of driving operations. The analysis of these gaps draws inspiration from the framework of service quality theory [58]. Such gaps are particularly susceptible to divergence along various dimensions when considering drivers as service providers and passengers as recipients of the service.

**5.1.3 Necessary to Bring Passengers into the Evaluation Framework.** Although we have identified gaps between passengers and drivers, when it comes to evaluating driving behavior, we believe that it is necessary to consider passengers as a key entity for assessing driving behavior. On one hand, we have found that passengers are constantly judging all driving behaviors and have unique methods for evaluation. Even if we do not allow passengers to assess driving behavior, their dissatisfaction with it can still impact the user experience.

Furthermore, in the era of manual driving, passengers' cognitive understanding and evaluation of driving behavior did not affect

driving safety. This was because driving was primarily the responsibility of the driver, and passengers did not need to evaluate driving behavior or be accountable for it. However, in the era of autonomous driving, passengers are both customers and the primary supervisors of autonomous driving AI. Ensuring that passengers correctly understand and align with the evaluation system for driving behavior becomes increasingly crucial.

## 5.2 Design Implications for Passenger Car's Autonomous Driving

How can we improve the user experience of passenger car's autonomous driving? Based on the widely applied Conceptual Model of Service Quality [58], this study begins with expert driving services and iterates to develop a driving behavior evaluation gap model. We also summarize evaluation and consideration from the passenger's perspective and the driver's behavior processes, respectively. Based on these findings and the insight gained from the service model's solution approaches, we provide the following implications for autonomous driving:

**5.2.1 Explainable AI for Autonomous Vehicles.** One of the key challenges in deploying such autonomous control systems to real vehicles is that intelligent decision-making policies in autonomous cars are often too complicated and difficult for common passengers to understand, for whom the safety of such vehicles and their control-ability is the top priority. Previous research has explored the interpretation of intelligent vehicle behaviors using end-to-end or intermediary perceptual approaches [33, 79]. Our study highlights the gaps in how passengers and drivers perceive driving behaviors, including differences in their understanding of what the driver sees and what is the driver going to do next. For instance, in a specific experimental scenario, an expert driver tends to view maintaining a slower speed as the safest driving behavior in the current environment whereas passengers lean toward a faster approach. We presented and discussed specific aspects of the driver's *strategical*, *decision-making*, and *control* layers. We anticipate that these findings can serve as valuable references for the future explication of interpretable autonomous driving behavior from a passenger's perspective, incorporating factors such as *prior behaviors*, *other vehicle behaviors*, or *norms* related to autonomous car's road behavior. It holds the potential to enhance the quality of communication between vehicles and passengers.

**5.2.2 Improvement of Evaluation System.** We have examined gaps in driving behavior at the *strategical level* between expert drivers and novice drivers in our study. For example, the expert driver has a *global view* while driving. This may be attributed to differing computational models of overall benefits in expert driver behavior. Evaluating this type of benefit is akin to macro-level traffic efficiency assessments, yet specific assessments of driving behavior on urban roads are rarely conducted.

Prior examinations of driver behavior have focused on factors such as driver distraction [34], emotions [64], and performance metrics. Performance considerations include vehicle measurements that correlate with conventional safety metrics in the traffic domain, such as Time-to-Collision (TTC)[3, 10] and post-encroachment time

(PET)[40, 60], commonly employed for short-term safety evaluations. Nevertheless, we posit that the appraisal of commendable autonomous behavior should encompass elements that gauge long-term efficiency benefits, including situational awareness [62, 68, 78] and long-term efficiency indices, among other considerations.

We also reported the gap between *driver decision* and *operations* from driver interview results. This gap might related to the driver's skill level rather than poor decision-making. While we do not focus on assessing the quality of driver decision-making in this paper, based on the driver reports (*Tactical Level* skills and *Operational Level* practical abilities) and previous research on experienced drivers, this gap is likely to refer to differences in the driving performance between expert and novice drivers [12, 51, 75]. The discrepancies in human driver operational performance are somewhat challenging to measure, but they may be more easily detectable and accessible with chassis logs in autonomous driving systems, such as cross-track errors [4, 69].

**5.2.3 Development of Norm Education for Autonomous Vehicles' Passengers.** The findings in the first research question reflected that passengers' understanding of traffic norms influenced their experience and the evaluation of driving behaviors. Therefore, when it comes to autonomous driving, it is necessary to educate the passengers of AVs on the norms for autonomous driving. Education can help minimize the differences between passengers' norm-related expectations and the actual norms followed by autonomous driving algorithms, resulting in a good user experience. Previous research has studied autonomous driving regulations (e.g., "Code of Practice" in the United Kingdom) [53]but these norms are still in development and have not been popularized. This study pointed out the need to educate and popularize autonomous driving regulations in the future.

## 5.3 Limitation and Future Work

In this study, we have a lack of access to qualified female drivers in the professional platform. While this choice may have some impact on the analysis of driving behavior, we made efforts to maintain a consistent sample distribution (see appendix A2). Additionally, regulatory constraints in traffic rules prevented us from applying our established routes to test self-driving cars on complex urban roads, this may be explored in future attempts to enhance customer service.

In addition, it's important to note that our experimental investigation took place in Beijing, China. Beijing is a bustling megacity known for its heavy traffic. It also has a straightforward urban culture. The unique traffic environment and culture in Beijing can potentially limit the generalizability of some findings. To enhance the validity in other contexts, future research should consider conducting supplementary studies in diverse cultural contexts.

## 6 CONCLUSION

In this research, our objective is to attain a clear understanding of the user experience related to driving behavior in passenger cars, taking the perspectives of both passengers and drivers into account. 10 expert drivers and 14 novice drivers were invited to take part in routine driving activity on a predetermined route with 13 urban road conditions. During each driving session, two passengers were

seated in the car. Subsequently, an in-depth interview lasting about an hour was conducted with each of the 24 drivers and their 48 passengers to uncover and understand their considerations, perceptions, and rationales behind each driving behavior during the task. We employed open coding and thematic analysis to examine passengers' evaluation and drivers' considerations of driving behaviors. Drawing from those dual viewpoints, we then outlined evaluation gaps between drivers and passengers. Ultimately, our research gained insights into developing a methodological approach to evaluate driving systems in autonomous passenger cars and cultivating fantastic autonomous vehicles in the future.

## ACKNOWLEDGMENTS

Our sincere thanks to all of our participants.

## REFERENCES

- [1] A. Alahmer, Ahmed Mayyas, Abed A. Mayyas, M.A. Omar, and Dongri Shan. 2011. Vehicular thermal comfort models; a comprehensive review. *Applied Thermal Engineering* 31, 6 (2011), 995–1002. <https://doi.org/10.1016/j.applthermaleng.2010.12.004>
- [2] M Alonso Raposo, M Grosso, J Després, E Fernández Macías, C Galassi, A Krasenbrink, J Krause, L Levati, A Mourtzouchou, B Saveyn, et al. 2018. An analysis of possible socio-economic effects of a Cooperative, Connected and Automated Mobility (CCAM) in Europe. *European Union* (2018).
- [3] Eugen Altendorf and Frank Flemisch. 2014. Prediction of driving behavior in cooperative guidance and control: a first game-theoretic approach. (2014).
- [4] Hans Andersen, Zhuang Jie Chong, You Hong Eng, Scott Pendleton, and Marcelo H. Ang. 2016. Geometric path tracking algorithm for autonomous driving in pedestrian environment. In *2016 IEEE International Conference on Advanced Intelligent Mechatronics (AIM)*. 1669–1674. <https://doi.org/10.1109/AIM.2016.7577010>
- [5] Saeed Asadi Bagloee, Madjid Tavana, Mohsen Asadi, and Tracey Oliver. 2016. Autonomous vehicles: challenges, opportunities, and future implications for transportation policies. *Journal of modern transportation* 24 (2016), 284–303.
- [6] Victoria A Banks, Katherine L Plant, and Neville A Stanton. 2018. Driver error or designer error: Using the Perceptual Cycle Model to explore the circumstances surrounding the fatal Tesla crash on 7th May 2016. *Safety science* 108 (2018), 278–285.
- [7] Klaus Bengler, Klaus Dietmayer, Berthold Farber, Markus Maurer, Christoph Stiller, and Hermann Winner. 2014. Three decades of driver assistance systems: Review and future perspectives. *IEEE Intelligent transportation systems magazine* 6, 4 (2014), 6–22.
- [8] Eli Bronstein, Mark Palatucci, Dominik Notz, Brandyn White, Alex Kuefler, Yiren Lu, Supratik Paul, Payam Nikdel, Paul Mouglin, Hongge Chen, Justin Fu, Austin Abrams, Punit Shah, Evan Racah, Benjamin Frenkel, Shimon Whiteson, and Dragomir Anguelov. 2022. Hierarchical Model-Based Imitation Learning for Planning in Autonomous Driving. In *2022 IEEE/RSJ International Conference on Intelligent Robots and Systems (IROS)*. 8652–8659. <https://doi.org/10.1109/IROS47612.2022.9981695>
- [9] Martin Buehler, Karl Iagnemma, and Sanjiv Singh. 2009. *The DARPA urban challenge: autonomous vehicles in city traffic*. Vol. 56. Springer.
- [10] Alessandro Calvi, Fabrizio D'Amico, Chiara Ferrante, and Luca Bianchini Ciampoli. 2020. Effectiveness of augmented reality warnings on driving behaviour whilst approaching pedestrian crossings: A driving simulator study. *Accident Analysis & Prevention* 147 (2020), 105760. <https://doi.org/10.1016/j.aap.2020.105760>
- [11] Mark Campbell, Magnus Egerstedt, Jonathan P How, and Richard M Murray. 2010. Autonomous driving in urban environments: approaches, lessons and challenges. *Philosophical Transactions of the Royal Society A: Mathematical, Physical and Engineering Sciences* 368, 1928 (2010), 4649–4672.
- [12] Peter Chapman, Geoffrey Underwood, and Katharine Roberts. 2002. Visual search patterns in trained and untrained novice drivers. *Transportation Research Part F: Traffic Psychology and Behaviour* 5, 2 (2002), 157–167.
- [13] Peter R Chapman and Geoffrey Underwood. 1998. Visual search of driving situations: Danger and experience. *Perception* 27, 8 (1998), 951–964.
- [14] Maciej Cieslak, Stratis Kanarachos, Mike Blundell, Cyriel Diels, Mark Burnett, and Anthony Baxendale. 2020. Accurate ride comfort estimation combining accelerometer measurements, anthropometric data and neural networks. *Neural Computing and Applications* 32 (2020), 8747–8762.
- [15] Lisa Collingwood. 2017. Privacy implications and liability issues of autonomous vehicles. *Information & Communications Technology Law* 26, 1 (2017), 32–45.
- [16] Dick de Waard, Anje Kruizinga, and Karel A Brookhuis. 2008. The consequences of an increase in heavy goods vehicles for passenger car drivers' mental workload and behaviour: A simulator study. *Accident analysis & prevention* 40, 2 (2008), 818–828.
- [17] Ernst D Dickmanns. 2002. The development of machine vision for road vehicles in the last decade. In *Intelligent Vehicle Symposium, 2002. IEEE*, Vol. 1. IEEE, 268–281.
- [18] Ernst Dieter Dickmanns and Volker Graefe. 1988. Dynamic monocular machine vision. *Machine vision and applications* 1, 4 (1988), 223–240.
- [19] Cyriel Diels, Tugra Erol, Milena Kukova, Joscha Wasser, Maciej Cieslak, William Payre, Abhijai Miglani, Neil Mansfield, Simon Hodder, and Jelte Bos. 2017. Designing for comfort in shared and automated vehicles (SAV): a conceptual framework. (2017).
- [20] Nicole Dillen, Marko Ilievski, Edith Law, Lennart E Nacke, Krzysztof Czarnecki, and Oliver Schneider. 2020. Keep calm and ride along: Passenger comfort and anxiety as physiological responses to autonomous driving styles. In *Proceedings of the 2020 CHI conference on human factors in computing systems*. 1–13.
- [21] John Duncan, Phyllis Williams, and Ivan Brown. 1991. Components of driving skill: experience does not mean expertise. *Ergonomics* 34, 7 (1991), 919–937.
- [22] Angela H Eichelberger and Anne T McCart. 2016. Toyota drivers' experiences with dynamic radar cruise control, pre-collision system, and lane-keeping assist. *Journal of safety research* 56 (2016), 67–73.
- [23] Daniel J Fagnant and Kara Kockelman. 2015. Preparing a nation for autonomous vehicles: opportunities, barriers and policy recommendations. *Transportation Research Part A: Policy and Practice* 77 (2015), 167–181.
- [24] Torbjörn Falkner and Nils Peter Gregersen. 2005. A comparison of eye movement behavior of inexperienced and experienced drivers in real traffic environments. *Optometry and vision science* 82, 8 (2005), 732–739.
- [25] Nikolaos Gavanis. 2019. Autonomous road vehicles: Challenges for urban planning in European cities. *Urban Science* 3, 2 (2019), 61.
- [26] Dorothy J Glancy. 2012. Privacy in autonomous vehicles. *Santa Clara L. Rev.* 52 (2012), 1171.
- [27] Nils Petter Gregersen and Per Bjurulf. 1996. Young novice drivers: Towards a model of their accident involvement. *Accident Analysis & Prevention* 28, 2 (1996), 229–241.
- [28] Mark S Horswill and Frank P McKenna. 2004. Drivers' hazard perception ability: Situation awareness on the road. *A cognitive approach to situation awareness: Theory and application* (2004), 155–175.
- [29] Zhiyu Huang, Jingda Wu, and Chen Lv. 2022. Efficient deep reinforcement learning with imitative expert priors for autonomous driving. *IEEE Transactions on Neural Networks and Learning Systems* (2022).
- [30] Sandra Itner, Dominik Mühlbacher, and Thomas H Weisswange. 2020. The discomfort of riding shotgun—Why many people don't like to be co-driver. *Frontiers in Psychology* 11 (2020), 584309.
- [31] Arec Jamgochian, Etienne Buehrle, Johannes Fischer, and Mykel J. Kochenderfer. 2023. SHAIL: Safety-Aware Hierarchical Adversarial Imitation Learning for Autonomous Driving in Urban Environments. In *2023 IEEE International Conference on Robotics and Automation (ICRA)*. 1530–1536. <https://doi.org/10.1109/ICRA48891.2023.10161449>
- [32] James W Jenness, Neil D Lerner, Steve Mazor, J Scott Osberg, and Brain C Tefft. 2008. Use of advanced in-vehicle technology by young and older early adopters. *Survey results on adaptive cruise control systems. Report no. DOT HS 810* (2008), 917.
- [33] Bu Jin, Xinyu Liu, Yupeng Zheng, Pengfei Li, Hao Zhao, Tong Zhang, Yuhang Zheng, Guyue Zhou, and Jingjing Liu. 2023. Adapt: Action-aware driving caption transformer. *arXiv preprint arXiv:2302.00673* (2023).
- [34] Hang-Bong Kang. 2013. Various approaches for driver and driving behavior monitoring: A review. In *Proceedings of the IEEE International Conference on Computer Vision Workshops*. 616–623.
- [35] Georgios Karagiannis, Onur Altintas, Eylem Ekici, Geert Heijenk, Boangoat Jarupan, Kenneth Lin, and Timothy Weil. 2011. Vehicular networking: A survey and tutorial on requirements, architectures, challenges, standards and solutions. *IEEE communications surveys & tutorials* 13, 4 (2011), 584–616.
- [36] JUFFRIZAL Karjanto, HIELKE Wils, NM Yusof, Jacques Terken, Frank Delbresine, and Matthias Rauterberg. 2022. Measuring the perception of comfort in acceleration variation using Electro-Cardiogram and self-rating measurement for the passengers of the automated vehicle. *J. Eng. Sci. Technol* 17 (2022), 18–196.
- [37] Steven J Kass, Kerstan S Cole, and Claudia J Stanny. 2007. Effects of distraction and experience on situation awareness and simulated driving. *Transportation Research Part F: Traffic Psychology and Behaviour* 10, 4 (2007), 321–329.
- [38] Christos Katrakazas, Mohammed Qudus, Wen-Hua Chen, and Lipika Deka. 2015. Real-time motion planning methods for autonomous on-road driving: State-of-the-art and future research directions. *Transportation Research Part C: Emerging Technologies* 60 (2015), 416–442.
- [39] Vikas Khullar, Raj Gaurang Tiwari, Ambuj Kumar Agarwal, and Soumi Dutta. 2022. Physiological signals based anxiety detection using ensemble machine learning. In *Cyber Intelligence and Information Retrieval: Proceedings of CIIR 2021*. Springer, 597–608.



- [40] Hisham Abdu Kunnah and Hany M. Hassan. 2023. An exploration of the effects of various street lighting conditions on driver behaviors and safety at stop-controlled intersections: A driving simulator experiment. *Journal of Transportation Safety & Security* 0, 0 (2023), 1–22. <https://doi.org/10.1080/19439962.2023.2236035> arXiv:<https://doi.org/10.1080/19439962.2023.2236035>
- [41] Yoshiaki Kuwata, Justin Teo, Gaston Fiore, Sertac Karaman, Emilio Frazzoli, and Jonathan P How. 2009. Real-time motion planning with applications to autonomous urban driving. *IEEE Transactions on control systems technology* 17, 5 (2009), 1105–1118.
- [42] Annika FL Larsson. 2012. Driver usage and understanding of adaptive cruise control. *Applied ergonomics* 43, 3 (2012), 501–506.
- [43] Luc Le Mero, Dewei Yi, Mehrdad Dianati, and Alexandros Mouzakitis. 2022. A Survey on Imitation Learning Techniques for End-to-End Autonomous Vehicles. *IEEE Transactions on Intelligent Transportation Systems* 23, 9 (2022), 14128–14147. <https://doi.org/10.1109/ITITS.2022.3144867>
- [44] Chasel Lee. 2017. Grabbing the wheel early: Moving forward on cybersecurity and privacy protections for driverless cars. *Fed. Comm. LJ* 69 (2017), 25.
- [45] Todd Litman. 2022. Autonomous vehicle implementation predictions-implications for transport planning summary. (2022).
- [46] Thorsten Luettel, Michael Himmelsbach, and Hans-Joachim Wuensche. 2012. Autonomous ground vehicles—Concepts and a path to the future. *Proc. IEEE* 100, Special Centennial Issue (2012), 1831–1839.
- [47] Anne T McCartt, Veronika I Shabanova, and William A Leaf. 2003. Driving experience, crashes and traffic citations of teenage beginning drivers. *Accident Analysis & Prevention* 35, 3 (2003), 311–320.
- [48] Lauren Mims, Rakesh Gangadharai, Johnell Brooks, Haotian Su Su, and Yunyi Jia. 2022. What Makes Passengers Uncomfortable In Vehicles Today? An Exploratory Study of Current Factors that May Influence Acceptance of Future Autonomous Vehicles. *SAE technical paper series* (2022).
- [49] Yoichi Morales, Yuki Yoshihara, Naoki Akai, Eijiro Takeuchi, and Yoshiki Nomiya. 2017. Proactive driving modeling in blind intersections based on expert driver data. In *2017 IEEE Intelligent Vehicles Symposium (IV)*. IEEE, 901–907.
- [50] Ronald R Mourant and Thomas H Rockwell. 1972. Strategies of visual search by novice and experienced drivers. *Human factors* 14, 4 (1972), 325–335.
- [51] Kristin Mühl, Valentin Koob, Tanja Stoll, and Martin Baumann. 2019. Driving with foresight-evaluating the effect of cognitive distraction and experience on anticipating events in traffic. In *Driving Assessment Conference*, Vol. 10. University of Iowa.
- [52] Lars Müller, Malte Risto, and Colleen Emmenegger. 2016. The social behavior of autonomous vehicles. In *Proceedings of the 2016 ACM International Joint Conference on Pervasive and Ubiquitous Computing: Adjunct*. 686–689.
- [53] Thor Myklebust, Tor Stålhane, Gunnar D. Jenssen, and Irene Wærø. 2020. Autonomous Cars, Trust and Safety Case for the Public. In *2020 Annual Reliability and Maintainability Symposium (RAMS)*. 1–6. <https://doi.org/10.1109/RAMS48030.2020.9153618>
- [54] Daniel Omeiza, Sule Anjomshoe, Helena Webb, Marina Jirotko, and Lars Kunze. 2022. From Spoken Thoughts to Automated Driving Commentary: Predicting and Explaining Intelligent Vehicles' Actions. In *2022 IEEE Intelligent Vehicles Symposium (IV)*. 1040–1047. <https://doi.org/10.1109/IV51971.2022.9827345>
- [55] Daniela Paddeu, Graham Parkhurst, and Ian Shergold. 2020. Passenger comfort and trust on first-time use of a shared autonomous shuttle vehicle. *Transportation Research Part C: Emerging Technologies* 115 (2020), 102604.
- [56] Brian Paden, Michal Čáp, Sze Zheng Yong, Dmitry Yershov, and Emilio Frazzoli. 2016. A survey of motion planning and control techniques for self-driving urban vehicles. *IEEE Transactions on intelligent vehicles* 1, 1 (2016), 33–55.
- [57] Kristen Pammer, Alexandra Raineri, Vanessa Beanland, Jason Bell, and Maria Borzycki. 2018. Expert drivers are better than non-expert drivers at rejecting unimportant information in static driving scenes. *Transportation research part F: traffic psychology and behaviour* 59 (2018), 389–400.
- [58] Anantharathan Parasuraman, Valarie A Zeithaml, and Leonard L Berry. 1985. A conceptual model of service quality and its implications for future research. *Journal of marketing* 49, 4 (1985), 41–50.
- [59] Christopher JD Patten, Albert Kircher, Joakim Östlund, Lena Nilsson, and Ola Svenson. 2006. Driver experience and cognitive workload in different traffic environments. *Accident Analysis & Prevention* 38, 5 (2006), 887–894.
- [60] Lakshmi N. Peesapati, Michael P. Hunter, and Michael O. Rodgers. 2018. Can post encroachment time substitute intersection characteristics in crash prediction models? *Journal of Safety Research* 66 (2018), 205–211. <https://doi.org/10.1016/j.jsr.2018.05.002>
- [61] Stefan Riedmaier, Daniel Schneider, Daniel Watzenig, Frank Diermeyer, and Bernhard Schick. 2020. Model validation and scenario selection for virtual-based homologation of automated vehicles. *Applied Sciences* 11, 1 (2020), 35.
- [62] Paul M Salmon, Neville A Stanton, and Kristie Lee Young. 2012. Situation awareness on the road: review, theoretical and methodological issues, and future directions. *Theoretical Issues in Ergonomics Science* 13, 4 (2012), 472–492.
- [63] Kyle Sama, Yoichi Morales, Hailong Liu, Naoki Akai, Alexander Carballo, Eijiro Takeuchi, and Kazuya Takeda. 2020. Extracting human-like driving behaviors from expert driver data using deep learning. *IEEE transactions on vehicular technology* 69, 9 (2020), 9315–9329.
- [64] Bridie Scott-Parker. 2017. Emotions, behaviour, and the adolescent driver: A literature review. *Transportation research part F: traffic psychology and behaviour* 50 (2017), 1–37.
- [65] SS Shadrin, AM Ivanov, DA Makarova, and Yu M Furlotov. 2023. Autonomous Vehicles Safety Provision Before and During Operation on Public Roads. In *2023 Systems of Signals Generating and Processing in the Field of on Board Communications*. IEEE, 1–6.
- [66] David Shinar, Meir Meir, and Israel Ben-Shoham. 1998. How automatic is manual gear shifting? *Human Factors* 40, 4 (1998), 647–654.
- [67] Steven E Shladover and Richard Bishop. 2015. Road Transport Automation as a Public-Private Enterprise. In *Transportation Research Board Conference Proceedings*.
- [68] David Sirkin, Nikolas Martelaro, Mishel Johns, and Wendy Ju. 2017. Toward measurement of situation awareness in autonomous vehicles. In *Proceedings of the 2017 CHI Conference on Human Factors in Computing Systems*. 405–415.
- [69] Andrea Stocco and Paolo Tonella. 2022. Confidence-driven weighted retraining for predicting safety-critical failures in autonomous driving systems. *Journal of Software: Evolution and Process* 34, 10 (2022), e2386. <https://doi.org/10.1002/smr.2386> arXiv:<https://onlinelibrary.wiley.com/doi/pdf/10.1002/smr.2386>
- [70] Monika Stoma, Agnieszka Dudziak, Jacek Caban, and Paweł Drożdźdel. 2021. The future of autonomous vehicles in the opinion of automotive market users. *Energies* 14, 16 (2021), 4777.
- [71] Liting Sun, Wei Zhan, Ching-Yao Chan, and Masayoshi Tomizuka. 2019. Behavior planning of autonomous cars with social perception. In *2019 IEEE Intelligent Vehicles Symposium (IV)*. IEEE, 207–213.
- [72] Remi Tachet, Oleguer Sagarra, Paolo Santi, Giovanni Resta, Michael Szell, Steven H Strogatz, and Carlo Ratti. 2017. Scaling law of urban ride sharing. *Scientific reports* 7, 1 (2017), 1–6.
- [73] Oguz Tengilimoglu, Oliver Carsten, and Zia Wadud. 2023. Implications of automated vehicles for physical road environment: A comprehensive review. *Transportation research part E: logistics and transportation review* 169 (2023), 102989.
- [74] Johanna Trager, Lenka Kalová, Raphaela Pagany, and Wolfgang Dorner. 2021. Warning apps for road safety: A technological and economical perspective for autonomous driving—the warning task in the transition from human driver to automated driving. *International Journal of Human-Computer Interaction* 37, 4 (2021), 363–377.
- [75] Geoffrey Underwood, Athy Ngai, and Jean Underwood. 2013. Driving experience and situation awareness in hazard detection. *Safety science* 56 (2013), 29–35.
- [76] Jessica Van Brummelen, Marie O'Brien, Dominique Gruyer, and Homayoun Najjaran. 2018. Autonomous vehicle perception: The technology of today and tomorrow. *Transportation research part C: emerging technologies* 89 (2018), 384–406.
- [77] Rohit Verma, Sugandh Pargal, Debasree Das, Tanusree Parbat, Sai Shankar Kamalapalli, Bivas Mitra, and Sandip Chakraborty. 2022. Impact of Driving Behavior on Commuter's Comfort during Cab Rides: Towards a New Perspective of Driver Rating. *ACM Transactions on Intelligent Systems and Technology (TIST)* 13, 6 (2022), 1–25.
- [78] Xinyan Wang, Wu Bo, Weihua Yang, Suping Cui, and Pengzi Chu. 2020. Effect of high-altitude environment on driving safety: A study on drivers' mental workload, situation awareness, and driving behaviour. *Journal of advanced transportation* 2020 (2020), 1–10.
- [79] Feiyu Xu, Hans Uszkoreit, Yangzhou Du, Wei Fan, Dongyan Zhao, and Jun Zhu. 2019. Explainable AI: A brief survey on history, research areas, approaches and challenges. In *Natural Language Processing and Chinese Computing: 8th CCF International Conference, NLPCC 2019, Dunhuang, China, October 9–14, 2019, Proceedings, Part II* 8. Springer, 563–574.
- [80] Jiateng Yin, Dewang Chen, and Lingxi Li. 2014. Intelligent train operation algorithms for subway by expert system and reinforcement learning. *IEEE Transactions on Intelligent Transportation Systems* 15, 6 (2014), 2561–2571.
- [81] Kaichen Zhou, Shiji Song, Anke Xue, Keyou You, and Hui Wu. 2020. Smart train operation algorithms based on expert knowledge and reinforcement learning. *IEEE Transactions on Systems, Man, and Cybernetics: Systems* 52, 2 (2020), 716–727.



## A DEMOGRAPHIC INFORMATION

**Table A2: Demographic Information**

<b>Trial</b>	<b>Number</b>	<b>Age</b>	<b>Gender</b>	<b>Educational Background</b>	<b>Occupation</b>	<b>Years of Driving</b>	<b>Mileage per Year (km)</b>
01	D01	21	Female	Bachelor's degree	University student	2.25	3000
	P01-1	24	Female	Master's degree	University student		
	P01-2	20	Male	Bachelor's degree	University student		
02	D02	21	Male	Bachelor's degree	University student/ Veteran	2.5	8000
	P02-1	25	Female	Master's degree	University student		
	P02-2	24	Female	Bachelor's degree	University student		
03	D03	44	Male	Professional college diploma	Driver	24	80000
	P03-1	24	Female	Master's degree	University student		
	P03-2	24	Male	Master's degree	Designer		
04	D04	23	Male	Bachelor's degree	University student	3	1000
	P04-1	22	Male	Bachelor's degree	University student		
	P04-2	21	Female	Bachelor's degree	University student		
05	D05	22	Male	Master's degree	University student	2	500
	P05-1	25	Female	Doctoral degree	University student		
	P05-2	24	Male	Bachelor's degree	University student		
06	D06	36	Male	Vocational school diploma	Driver	14	40000
	P06-1	25	Female	Bachelor's degree	University student		
	P06-2	23	Female	Bachelor's degree	University student		
07	D07	21	Female	Bachelor's degree	University student	2	2500
	P07-1	49	Male	Bachelor's degree	Officer		
	P07-2	30	Male	Bachelor's degree	Health wealth planner		
08	D08	46	Male	High school diploma	Driver	28	80000-100000
	P08-1	22	Male	Master's degree	University student		
	P08-2	50	Female	Bachelor's degree	Financial professional		
09	D09	23	Female	Master's degree	University student	2	10000
	P09-1	30	Male	Bachelor's degree	Railway technician		
	P09-2	44	Male	Professional college diploma	Property manager		
10	D10	35	Male	Professional college diploma	Driver	12	10000
	P10-1	38	Female	Master's degree	Salesperson		
	P10-2	25	Male	Master's degree	University student		
11	D11	39	Male	Bachelor's degree	Driver	18	20000
	P11-1	35	Female	Bachelor's degree	Officer		
	P11-2	49	Female	Bachelor's degree	Freelancer		
12	D12	36	Male	Professional college diploma	Driver	14	30000
	P12-1	36	Female	Bachelor's degree	Lawer		
	P12-2	36	Male	Bachelor's degree	Driver		
13	D13	38	Male	Professional college diploma	Driver	17	60000
	P13-1	22	Male	Master's degree	University student		
	P13-2	28	Male	Master's degree	University student		
14	D14	43	Male	Vocational school diploma	Driver	24	50000

**Table A2: Demographic Information**

<b>Trial</b>	<b>Number</b>	<b>Age</b>	<b>Gender</b>	<b>Educational Background</b>	<b>Occupation</b>	<b>Years of Driving</b>	<b>Mileage per Year (km)</b>
	P14-1	28	Male	Professional college diploma	Officer		
	P14-2	43	Female	Bachelor's degree	Freelancer		
15	D15	37	Male	Professional college diploma	Driver	16	300000
	P15-1	31	Male	Bachelor's degree	International trade professional		
	P15-2	27	Female	Master's degree	Auditor		
16	D16	45	Male	Professional college diploma	Driver	15	30000-50000
	P16-1	24	Female	Master's degree	University student		
	P16-2	32	Male	Professional college diploma	Customer service agent		
17	D17	21	Male	Bachelor's degree	University student	2	1000
	P17-1	32	Female	Master's degree	Teacher		
	P17-2	21	Male	Bachelor's degree	University student		
18	D18	20	Male	Bachelor's degree	University student	2	30000
	P18-1	27	Female	Master's degree	University student		
	P18-2	29	Male	Bachelor's degree	Engineer		
19	D19	25	Male	Doctoral degree	University student	3	10000
	P19-1	26	Male	Master's degree	University student		
	P19-2	27	Female	Master's degree	University student		
20	D20	20	Male	Professional college diploma	Trainee	1	5000
	P20-1	24	Male	Doctoral degree	University student		
	P20-2	25	Female	Master's degree	University student		
21	D21	23	Male	Master's degree	University student	3	500-600
	P21-1	32	Male	Master's degree	Journalist		
	P21-2	31	Male	Bachelor's degree	Freelancer		
22	D22	22	Male	Bachelor's degree	University student	1.5	12000
	P22-1	21	Female	Bachelor's degree	University student		
	P22-2	23	Male	Master's degree	University student		
23	D23	21	Male	Bachelor's degree	University student	2.5	1500
	P23-1	37	Male	Bachelor's degree	Media professional		
	P23-2	24	Male	Doctoral degree	University student		
24	D24	24	Male	Bachelor's degree	University student	4	200
	P24-1	26	Male	Bachelor's degree	University student		
	P24-2	25	Female	Bachelor's degree	Freelancer		

## B SEMI-STRUCTURE INTERVIEW

**Table B3: Passenger Interview Outline**

<b>Dimension</b>	<b>Question</b>
Introduction	<p>How often do you use a car in your daily life?</p> <p>How long are your typical rides? Long or short trips?</p> <p>What was your experience riding in our vehicle during this experiment?</p> <p>How would you rate the driver's skills?</p> <p>If given a choice, what type of vehicle do you prefer for travel? (Off-road, SUV, gasoline, electric, sedan)</p> <p>Do you drive regularly? How do you rate your own driving skills?</p>
Riding experience	While watching the video, did you notice any unusual moments?

**Table B3: Passenger Interview Outline**

Dimension	Question
	(If not, please mention later.) How did you feel about the driver's turning during the recent trip? What about changing lanes or overtaking? And when making U-turns? How did the driver handle intersections? How comfortable were you during steady, straight-line driving? How did you feel about acceleration in a straight line? Were there any other noteworthy moments? How did the driver handle situations like large vehicles or buses approaching? What about when pedestrians crossed the road? How about encounters with cyclists? And navigating speed bumps? How did the driver react to sudden appearances of cyclists?
Safe driving	From the button data, can you recall specific instances where you pressed it? What happened, and why did you press it? How do you think the driver should have reacted? Besides the button-marked scenes, did you notice any risky driver behavior? What do you consider safe driving practices? In your experience as a passenger in other people's cars, what actions by the driver make you feel unsafe?
Comfortable driving	Can you recall any instances where you pressed the button based on the data? What occurred, and why did you press it? How do you think the driver could have improved the situation? Beyond the button-marked scenarios, were there any actions by the driver that made you uncomfortable? What would enhance the overall comfort of the ride? When you ride in others' cars in your daily life, what behaviors by the driver make you feel uneasy?
Intelligent driving	In your opinion, what defines an intelligent autonomous vehicle? What factors contribute to your perception of a self-driving vehicle as highly intelligent?

**Table B4: Driver Interview Outline**

Dimension	Question
Introduction	Have you driven various types of vehicles before? (Gasoline, electric, off-road, SUV, sedan, sports car, autonomous vehicles) Do you typically drive short distances in the city or go on long trips? How did you find driving our vehicle during this experiment? Have you ever been in a traffic accident? If so, could you describe it briefly?
Driving behavior	Can you briefly describe your actions when making turns? (e.g., turning angle, speed, checking the road) How about when entering main roads? Tell us about maintaining a steady speed in a straight line. Describe your acceleration in a straight line. What about changing lanes or overtaking? How do you handle U-turns? Explain your approach at intersections. Any other points you'd like to mention?
Safe driving	What aspects of driving do you focus on for safety during this experiment? What do you consider safe driving? Reflecting on your usual driving, are there situations that make you nervous?

**Table B4: Driver Interview Outline**

<b>Dimension</b>	<b>Question</b>
	<p>Are there bad driving habits of your own that might be risky during your regular driving?</p> <p>Or, as a passenger, what driver behaviors make you feel anxious or unsafe?</p> <p>Using eye-tracking video, identify any risky segments.</p> <p>Describe the circumstances, recommended actions (by pedestrians, other vehicles, etc.), and why these actions were necessary.</p> <p>Did you consider passengers' safety and, if so, how?</p>
Comfortable driving	<p>Do you consider your passengers' comfort when you drive?</p> <p>Are there any bad driving habits that could make passengers uncomfortable?</p> <p>Or, when you're a passenger, what behaviors by the driver make you uncomfortable?</p> <p>Using button data, find moments when passengers might feel uncomfortable.</p> <p>Describe the scenario, driver's actions, reasoning, and how it could have been handled.</p> <p>Did you consider passengers' comfort, and how?</p> <p>Regarding passenger comfort, what aspects of driving did you focus on, and what driving practices do you think contribute to making passengers feel comfortable?</p>
Intelligent driving	<p>What makes a good or professional driver in your view?</p> <p>What qualities are essential?</p> <p>What's the most significant difference between experienced and novice drivers?</p> <p>Are there aspects where autonomous vehicles can never match humans?</p> <p>How do you assess pedestrians, non-motorized vehicles, and other drivers' intentions?</p> <p>When crossing intersections without traffic signals, how do you determine pedestrians' or non-motorized vehicles' intentions?</p> <p>Do you yield or proceed cautiously?</p>