

Detecting Agreement in Multi-party Conversational AI

Laura Schauer*, Jason Sweeney*, Charlie Lyttle*, Zein Said*, Áron Széles*,
Cale Clark*, Katie McAskill*, Xander Wickham*, Tom Byars*,
Daniel Hernandez Garcia[†], Nancie Gunson[†], Angus Addlesee[†], Oliver Lemon[†]

*School of Mathematical and Computer Sciences

Heriot-Watt University

[laura.schauer212, jsnswny, clyttle0, zeinster2002, szelesaron39]@gmail.com
[cc164, klm12, aw127, tjb10]@hw.ac.uk

[†]The Interaction Lab

Heriot-Watt University

[d.hernandez_garcia, n.gunson, a.addlesee, o.lemon]@hw.ac.uk

Abstract—Today, conversational systems are expected to handle conversations in multi-party settings, especially within Socially Assistive Robots (SARs). However, practical usability remains difficult as there are additional challenges to overcome, such as speaker recognition, addressee recognition, and complex turn-taking. In this paper, we present our work on a multi-party conversational system, which invites two users to play a trivia quiz game. The system detects users’ agreement or disagreement on a final answer and responds accordingly. Our evaluation includes both performance and user assessment results, with a focus on detecting user agreement. Our annotated transcripts and the code for the proposed system have been released open-source on GitHub.

I. INTRODUCTION

Socially assistive robots (SARs) are a crucial part of the future of many sectors, for example, education and healthcare [1]. SAR advancements are particularly important in the healthcare domain due to ageing populations. A serious lack of healthcare workers is already being experienced worldwide, with 10 million more health workers needed by 2030 [2], [3]. SARs can pose a solution to the problem by supporting healthcare in various ways, such as encouraging older people to keep living independently longer, or reducing caregiver burden [2].

Healthcare SAR scenarios frequently require these robots to handle multi-party interactions, as it is likely in these situations that a patient will be accompanied by family members or carers in a hospital waiting area [4]. These groups may answer each other’s questions, finish each other’s sentences, and produce other multi-party specific phenomena [5]. While waiting for test results, patients often sit worrying with their companions [6]. In order to provide some light distraction, we propose a conversational system that plays a game of “Who wants to be a millionaire?” with two users. Our system impersonates the host while participants can collaborate on general knowledge trivia questions.

The conversational system is trained on multi-party human-human conversation data. We collected and annotated data from recordings of special “Who wants to be a millionaire?” episodes where two candidates collaborated to answer

questions¹. The system’s aim is to guide users to collaborate and ultimately agree on an answer to the question. The code for our project is open-source and available on GitHub².

Our system is developed to be ported onto an ARI robot [2] in the course of the SPRING project³. This project encompasses several European universities collaborating on evolving socially assistive robots in public environments. All the advancements are integrated and deployed on an ARI robot in a hospital memory clinic in Paris with real patients.

II. BACKGROUND

A. Multi-party conversational systems

In general, most conversational systems are only able to handle dyadic (two-party) conversations [7], [8]. The endeavour to create naturally interactive conversational systems becomes considerably more difficult when dealing with multi-party interactions [4]. Compared to handling dyadic interactions, handling multi-party conversations includes more complex challenges such as: coordination of turn-taking, speaker recognition, addressee recognition, and complex response generation depending on whom the system is addressing (with these latter three tasks being commonly referred to collectively as “who says what to whom?”) [4], [9]–[11].

Turn-taking poses a central problem. In dyadic conversations, there are only two roles a participant can take: speaker or listener, hence it is clear when and to whom the turn is yielded. In multi-party conversations, participants can take multiple roles, and address individuals or groups, so turn-taking needs to be coordinated [9].

Most existing multi-party conversational research has focused on the sub-tasks of “Who says what to whom”. Mahajan et al, identified 15 papers in the last decade focusing on one or more of these sub-tasks within an English-speaking context [7]. Centralised evaluation criteria are relatively new, and most existing systems are not consistently evaluated.

¹<https://www.youtube.com/@Darren-wi2kt/videos>

²<https://github.com/JsnSwyny/tarrant>

³<https://spring-h2020.eu/>

Intent	Description
<i>Host (System) Intents</i>	
question	The system presents the question
options	The system presents the options
confirm-agreement	The system tries to confirm the final answer with participants
accept-answer	System considers answer the final answer
<i>User Intents</i>	
chit-chat	Speech not related to the quiz
offer-answer()	A player presents an answer to the other player
offer-to-answer	A player signals that they know the answer
agreement	Agreement between players about the answer
ask-agreement	A player asks the other player for confirmation on their proposed answer
final-answer()	Players give final answer
confirm-final-answer	Participants confirm their answer is final

TABLE I
INTENTS USED FOR DATA ANNOTATION

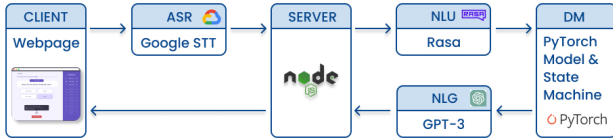


Fig. 1. Architecture of the conversational system

One previous study, conducted by Skantze et al, required users to collaborate with a robot in a multi-party setting. The users’ tasks were to play a card game with the Furhat robot, where they had to sort the cards in a specific order. However, the research focused on turn-taking cues rather than the system’s performance in terms of aiding users to collaborate, or detecting agreement between users [12], [13].

III. DATA COLLECTION

An important point to consider in multi-party training data is that most are human-human. This can pose a problem, as systems trained on human-human conversations may generate realistic looking conversations, but do not inherently have an incentive to help users reach their goals [4]. However, in our scenario, the system has the clear goal of guiding the participants to find an answer to a question. To our knowledge, there are no multi-party corpora available for this use case, therefore data collection was performed by us. We first collected 115 available recordings of “Who Wants to Be a Millionaire” with two participants, which were transcribed using the YouTube API⁴. To annotate these transcripts, we used the set of annotations shown in Section III. This list allowed us to capture as much information as possible, without saturating the data. The annotated transcripts are publicly available on GitHub⁵.

IV. DESIGN AND IMPLEMENTATION

Our conversational system consists of several parts, the modular architecture is shown in Figure 1. This section outlines each unit and describes how our system manages the process from the users’ utterances to selecting its own response.

A. Automatic Speech Recognition

In order to reliably record both parties within the conversation, we bypass diarisation [14], [15] by using two separate microphones. Two users connect to the web app on separate laptops, and their integrated microphones record the conversation.

A drawback of this set-up is that the microphones can pick up both users’ voices, as we observed in the system’s diarisation transcripts. This was mitigated by moving the microphones further apart, and calibrating them. Nevertheless, the issue still arose during our evaluation, results of which are discussed in Section V.

The real-time transcription of the users’ utterances are then passed onto the natural language understanding (NLU) and Dialogue Manager (DM).

B. Dialogue Management

The dialogue manager is responsible for selecting an adequate response at any given moment. It is also tasked with asking questions which it obtains from the OpenTrivia Database, a user-contributed trivia question database under the Creative Commons Licence [16]. The dialogue manager is composed of two components: a state machine and a Pytorch model. This approach was chosen because, despite involving a conversation which requires intelligent behaviour from the dialogue manager, the game itself is defined by a set of rigid rules:

- One round is comprised of ten questions.
- The system must drive the conversation by passing from one question to the next.

The hard-coded logic of the state machine occasionally overwrites the model’s output, ensuring the game rules are followed, and guaranteeing the movement from state to state.

1) *Neural Network*: The LSTM neural network model is designed to manage dialogues of three-person conversations. To do this, it has two inputs, the intent from the NLU and the user ID (user 1, user 2, or host). These inputs were both one-hot encoded, the intent being a vector of size 14 (one for each intent) and the user number being a vector of size 3. These two vectors were concatenated to produce an input vector of size 17. The network was then trained to predict the host’s response for a given intent and user in a sequence. This output is a vector of size 5, one for each of the 4 system intents plus one for no response (see Section III).

The model was trained using the dataset, which we had originally labelled for NLU purposes. This provided human labelled sequences of intents and user IDs for each question. Each question would have its intents and user IDs input into the network sequentially, with the model’s memory being

⁴<https://pypi.org/project/youtube-transcript-api/>

⁵<https://github.com/lauraschauer/tar-transcripts>

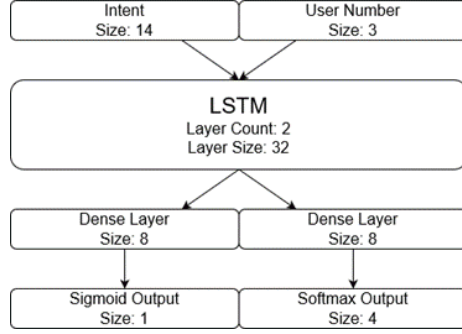


Fig. 2. Architecture of PyTorch Model

cleared after every question. Every output from the system which is not `no response` would be input back into the network, allowing for the system to speak multiple lines of dialogue in succession. At the start of each question, the system is set up by first inputting the host having given the question intent, to which it will always output the options intent.

The primary difficulty of training was the imbalance in the dataset. Since most of the time, the host will be only listening, `no response` is by far the most common output. This means that having the output as a single SoftMax vector of size 5 would be difficult, as the model would quickly learn to always output `no response`. Traditional undersampling and oversampling methods would also be difficult to make use of, since the `no response` output exists as part of a real conversation, which must be fed into the network sequentially. Similarly, uncommon system responses could not be oversampled, as they exist as part of a real question. Artificially increasing their frequency would alter the questions, diminishing the integrity of the data. To overcome this, a separate Sigmoid output was used for `no response`, as shown in Figure 2. To train this model, whenever `no response` from the host was expected, the loss from the SoftMax vector was set to zero, otherwise L2 loss was used for all outputs. The system was implemented in PyTorch, with the model being trained for 30 epochs with a learning rate of 5×10^{-4} .

In future, this architecture could be used for handling multi-person dialogues with more intents or more users by simply scaling the inputs, outputs, and hidden layers accordingly. The model could also be altered to allow for more inputs, such as pauses or other non-verbal cues.

2) *State Machine*: An intent received from the NLU unit is first input into the PyTorch model, which outputs an action (Figure 3). Afterwards, the state machine checks if the output of the PyTorch model represents a sensible action. In case there are logical errors, the output will be overridden. For example, if the NLU detects that the user intends to confirm their final answer, but no answer has yet been given, the PyTorch model may nonetheless decide on `accept-answer`. As no answer has been given yet, the state machine will overwrite this output.

Another reason for using a state machine was the limited

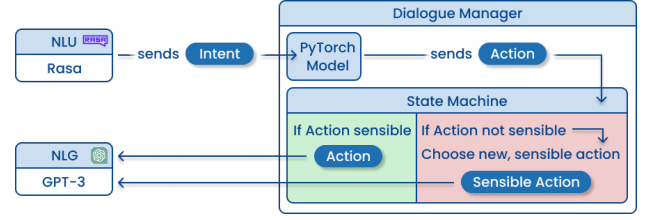


Fig. 3. State Machine Behaviour

Intent	Description
acknowledge-reject-option	The system acknowledges that a player has dismissed an option and may ask them for a reason.
end-of-game	The system announces the end of the game and informs the players of how they did.
offer-generic-guidance	The system offers advice or encouragement to the players.
question-brief	The system restates the current question number and question prize.
repeat-answer	The system repeats a player's answer back to them.
return-to-question	The system returns to the question state, becoming less insistent on locking in answers suggested.
say-correct	The system states that the player's final answer was correct.
say-incorrect	The system states that the player's final answer was incorrect.
seek-confirmation	The system asks the players if they are wishing to lock in a suggested answer as final.
seek-direct-answer	The system asks the players to state their answer. This is done by the system when it suspects that it may have missed an answer offered.

TABLE II

ADDITIONAL STATE MACHINE INTENTS

amount of transcription data. The PyTorch model learned from the transcript data, therefore it depended on a sufficient amount of transcript data to function adequately. The state machine extends the set of actions by ten additional intents, which are listed in Section IV-B.2. This allowed us to program explicitly how the system responds to user intents, thus eliminating the need for more transcript data.

Throughout the course of a game, the dialogue manager stores relevant values, such as answers offered by the user. These values influence the behaviour of the state machine. An example of this is the `seek-confirmation` state when the host asks if the users would like to lock in an answer suggested by them. If a user declines, the host checks if the rejected answer is the same as the one just offered by the user. If it matches, then the host assumes that the user does not want to lock in that answer. However, if the answer rejected by the user is another one, then the host will assume that they do indeed wish to proceed with their offered answer.

A more secure approach to this situation would involve taking a record of all the answers ruled out by the users. The host would then lock in a final answer after a rejected answer if and only if the other two possible answers had also been previously rejected. We will implement this in a future

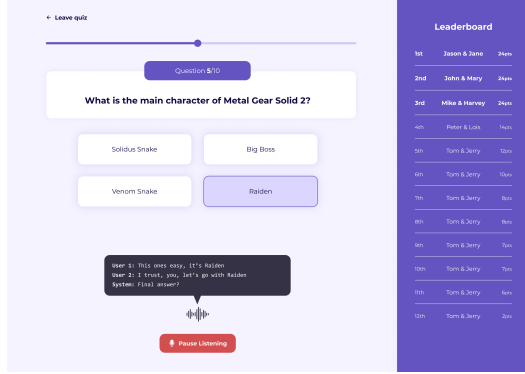


Fig. 4. Main Webpage

version, as it would reduce the risk of the host accepting answers while the users are still deciding.

Once the DM has identified an appropriate response, the intent is passed to the Natural Language Generation (NLG).

C. Natural Language Generation

In order for natural and realistic responses to be generated by the Natural Language Generation (NLG) we used OpenAI’s API, specifically “gpt-3.5-turbo”, in order to generate 50 unique options for each possible response from the game ‘host’. Each generated response was checked manually for hallucinations, offence, and accuracy.

V. EVALUATION

A. Experiment Layout

We evaluated both subjective and objective measures of the system’s performance. The subjective measures included the user’s enjoyment and perception of the system’s natural behaviour, while the objective measures focused on the agreement detection accuracy. The agreement detection accuracy indicates the frequency of the system correctly detecting users’ intents to submit a final answer.

We evaluated our system with six pairs of participants. Each participant sat in front of a laptop, where they could see the web page with the question and answer options on the screen (see Figure 4). Each pair of participants played one round of the quiz, answering a maximum of 10 questions. Afterwards, they were asked to complete a questionnaire about their experience. They rated the system using a five-point Likert scale.

B. Results

1) *User Satisfaction*: The system was well received as 100% of users were satisfied with it ($score \geq 3$). Regarding the system’s behaviour, 50% of participants indicated that the system appeared natural. Furthermore, 83% of participants reported enjoying the experience. The likert responses returned a mean value of 3.81 displaying a generally positive reaction to the system. As well as this, the likert responses gave a standard deviation value of 1.03 showing a consistent level of satisfaction with the system between users.

		Predicted		
		Agreement detected	Agreement detected due to microphone issue	No agreement detected
True	Agreement happened	34	0	5
	No agreement happened	5	14	6

Fig. 5. Agreement Detection Confusion Matrix

2) *Agreement Detection*: The confusion matrix presents the real agreements against the system’s agreement predictions across all 6 evaluations (Figure 5). We deduced these values manually from recordings of each evaluation and the system’s speech transcription. The True Positive value is when the system accurately identified agreement, the False Positive value is when it identified agreement that has not happened with a separate column for the microphone issue. A False Negative is when the system missed an agreement, and the True Negative value is when users did not wish to lock in an answer and the system recognised that.

The main issue with our system are false positive predictions. These are caused by both laptop microphones of the participants picking up the same sentence, though only one participant had spoken. The system would then class this as agreement. False negatives occurred when the answer terms were difficult to pronounce and the system struggled to pick them up. By adding the “Agreement detected due to microphone issue” column, mistakes caused by the microphone issue are factored out and lead to an agreement detection accuracy of 80%. The precision, recall, and f1-score were all 0.87, excluding the errors due to the microphone issue mentioned above.

VI. CONCLUSION AND FUTURE WORK

In this paper, we have presented a conversational system to play a game of “Who wants to be a millionaire?” in a multi-party setting. The system is able to detect when users agree on a final answer, or will continue asking for an answer to encourage users to reach a conclusion. The question and answer options are displayed on a web application, which mimics the display in the ARI robot’s screen. To evaluate the system, we conducted an experiment assessing users’ perception of the system, as well as its performance. If the microphone issue can be avoided, using social robots designed for speech interaction [17], the system reaches an agreement detection accuracy of 80% and has a high rate of user satisfaction.

In order to improve the system and test its effectiveness further, we are implementing the system on the ARI social robot [2], and will test it with human participants. Our code was designed to enable seamless porting to the robot, but we will examine the acoustics of its microphones and speakers in the test environment to avoid interaction failure [17].

REFERENCES

- [1] N. Gunson, D. Hernandez Garcia, W. Sieińska, A. Addelee, C. Dondrup, O. Lemon, J. L. Part, and Y. Yu, "A visually-aware conversational robot receptionist," in *Proceedings of the 23rd Annual Meeting of the Special Interest Group on Discourse and Dialogue*. Association for Computational Linguistics, 2022, pp. 645–648. [Online]. Available: <https://aclanthology.org/2022.sigdial-1.61>
- [2] S. Cooper, A. Di Fava, C. Vivas, L. Marchionni, and F. Ferro, "ARI: the social assistive robot and companion," in *2020 29th IEEE International Conference on Robot and Human Interactive Communication (RO-MAN)*, 2020, pp. 745–751, ISSN: 1944-9437.
- [3] WHO, "Global health workforce statistics," 2023, accessed on: 2023-02-07. [Online]. Available: <https://www.who.int/health-topics/health-workforce>
- [4] A. Addelee, W. Sieińska, N. Gunson, D. Hernández García, C. Dondrup, and O. Lemon, "Data collection for multi-party task-based dialogue in social robotics," *IWSDS*, Feb 2023. [Online]. Available: https://drive.google.com/file/d/1gUsMOIYHDzreB17CYNFxDou-dWCtBQ4M/view?usp=sharing&usp=embed_facebook
- [5] A. Addelee, W. Sieińska, N. Gunson, D. H. Garcia, C. Dondrup, and O. Lemon, "Multi-party goal tracking with llms: Comparing pre-training, fine-tuning, and prompt engineering," in *Proceedings of the 24th Annual Meeting of the Special Interest Group on Discourse and Dialogue*, 2023.
- [6] A. Huffman, "From 'a campfire to a forest fire': The devastating effect of wait times, wall times and emergency department boarding on treatment metrics," *Annals of Emergency Medicine*, vol. 81, no. 1, pp. A13–A17, 2023.
- [7] K. Mahajan, S. Santhanam, and S. Shaikh, "Towards evaluation of multi-party dialogue systems," in *Proceedings of the 15th International Conference on Natural Language Generation*. Waterville, Maine, USA and virtual meeting: Association for Computational Linguistics, Jul 2022, pp. 278–287. [Online]. Available: <https://aclanthology.org/2022.inlg-main.23>
- [8] M. Moujahid, H. Hastie, and O. Lemon, "Multi-party interaction with a robot receptionist," in *2022 17th ACM/IEEE International Conference on Human-Robot Interaction (HRI)*, 2022, pp. 927–931.
- [9] M. Johansson and G. Skantze, "Opportunities and obligations to take turns in collaborative multi-party human-robot interaction," in *Proceedings of the 16th Annual Meeting of the Special Interest Group on Discourse and Dialogue*. Prague, Czech Republic: Association for Computational Linguistics, Sep 2015, p. 305–314. [Online]. Available: <https://aclanthology.org/W15-4642>
- [10] D. Traum, "Issues in multiparty dialogues," in *Advances in Agent Communication: International Workshop on Agent Communication Languages, ACL 2003, Melbourne, Australia, July 14, 2003. Revised and Invited Papers*. Springer, 2004, pp. 201–211.
- [11] J.-C. Gu, C. Tao, Z. Ling, C. Xu, X. Geng, and D. Jiang, "Mpc-bert: A pre-trained language model for multi-party conversation understanding," in *Proceedings of the 59th Annual Meeting of the Association for Computational Linguistics and the 11th International Joint Conference on Natural Language Processing (Volume 1: Long Papers)*, 2021, pp. 3682–3692.
- [12] G. Skantze, M. Johansson, and J. Beskow, "Exploring turn-taking cues in multi-party human-robot discussions about objects," in *Proceedings of the 2015 ACM on International Conference on Multimodal Interaction*. Seattle Washington USA: ACM, Nov 2015, pp. 67–74. [Online]. Available: <https://dl.acm.org/doi/10.1145/2818346.2820749>
- [13] F. Robotics, "Furhat - the world's most advanced social robot," 2023, accessed on: 2023-04-05. [Online]. Available: <https://furhatrobotics.com/>
- [14] A. Addelee, Y. Yu, and A. Eshghi, "A comprehensive evaluation of incremental speech recognition and diarization for conversational AI," in *Proceedings of the 28th International Conference on Computational Linguistics*. International Committee on Computational Linguistics, 2020, pp. 3492–3503. [Online]. Available: <https://aclanthology.org/2020.coling-main.312>
- [15] A. Addelee, D. Denley, A. Edmondson, N. Gunson, D. H. Garcia, A. Kha, O. Lemon, J. Ndubuisi, N. O'Reilly, L. Perochaud, R. Valeri, and M. Worika, "Detecting agreement in multi-party dialogue: evaluating speaker diarisation versus a procedural baseline to enhance user engagement," in *Proceedings of the workshop on advancing GROUp UNderstanding and robots aDaptive behaviour (GROUND)*, 2023.
- [16] P. G. LLC, "Open trivia db," 2023. [Online]. Available: <https://opentdb.com/>
- [17] A. Addelee, I. Papaioannou, and O. Lemon, "Building for speech: Designing the next generation of social robots for audio interaction," in *Proceedings of the 2nd Workshop on Working with Trouble and Failures in Conversation Between Humans and Robots (WTF)*, 2023.