

NON DETERMINISTIC PSEUDORANDOM GENERATOR FOR QUANTUM KEY DISTRIBUTION

ARUN MISHRA, KANAKA RAJU PANDIRI, ANUPAMA ARJUN PANDIT, AND LUCY SHARMA

Department of Computer Science and Engineering, SoCE&MS, Defence Institute of Advanced Technology, Girinagar, Pune, 411025, Maharashtra, India
e-mail address: arunmishra@diat.ac.in

School of Quantum Technology, Defence Institute of Advanced Technology, Girinagar, Pune, 411025, Maharashtra, India
e-mail address: raju@diat.ac.in

Department of Computer Science and Engineering, SoCE&MS, Defence Institute of Advanced Technology, Girinagar, Pune, 411025, Maharashtra, India
e-mail address: anupamapandit91@gmail.com

Department of Computer Science and Engineering, SoCE&MS, Defence Institute of Advanced Technology, Girinagar, Pune, 411025, Maharashtra, India
e-mail address: lucysharma95@gmail.com

ABSTRACT. Quantum Key Distribution(QKD) thrives to achieve perfect secrecy of Onetime Pad (OTP) through quantum processes. One of the crucial components of QKD are Quantum Random Number Generators(QRNG) for generation of keys. Unfortunately, these QRNG does not immediately produce usable bits rather it produces raw bits with high entropy but low uniformity which can be hardly used by any cryptographic system. A lot of pre-processing is required before the random numbers generated by QRNG to be usable. This causes a bottle neck in random number generation rate as well as QKD system relying on it. To avoid this lacuna of post-processing methods employed as a central part of Quantum Random Number Generators alternative approaches that satisfy the entropy(non determinism) and quantum security is explored. Pseudorandom generators based on quantum secure primitives could be an alternative to the post-processing problem as PRNGs are way more faster than any random number generator employing physical randomness (quantum mechanical process in QRNG) as well as it can provide uniform bits required for cryptography application.

In this work we propose a pseudorandom generator based on post quantum primitives. The central theme of this random number generator is designing PRNG with non deterministic entropy generated through hard lattice problem - Learning with errors. We leverage the non determinism by Gaussian errors of LWE to construct non-deterministic PRNG satisfying the entropy requirement of QKD. Further, the paper concludes by evaluating the PRNG through Die-Harder Test.

Key words and phrases: Lattice Based Cryptography, Pseudorandom Number Generator (PRNG), Quantum Random Number Generator (QRNG), Quantum Key Distribution (QKD), DieHarder Test.

1. INTRODUCTION

Quantum Key Distribution [25] strives for the strongest notion of security called as - Information Theoretic Security under classical authentic channel. The quantum mechanical process of QKD allows the detection of an adversary in the channel [25]. The protocol relies on quantum bits in form of two mutually independent basis. Either party chooses a N random bits encoded in either of the basis on a random choice. This assignment of random basis is the key element of perfect secrecy in QKD systems and is derived from Quantum Random Number Generator(QRNG) [7]. By utilising the fundamental principles of random processes in quantum mechanics it makes frequent changes in the secret as required by One Time Pad [15] for perfect secrecy. The practical implementation of QRNGs have low overall efficiencies in terms of bit rate [14]. The fastest QRNGs till now are based on optical generators [6]. But generation rate is not the only problem with QRNG even the bits generated through them cannot be used directly for applications like cryptography [14]. The bits produced by them are raw and non uniform. The security of cryptography relies heavily on uniformity of the keys and thus the random bits generated by QRNG are not suitable for cryptography [13]. Currently, several post processing methods are applied to make the quantum random bits uniform and hence usable but these post processing methods render slow generation of bits even for high generation rate optical QRNGs [14]. This bottleneck can be reduced if there is an efficient post processing and quantum secure unit that can speed up with optical QRNGs and other faster QRNGS. [13]

Various post processing techniques are applied to the raw bits to distill quantum randomness such as extraction based on Topelitz hashing [11] which gave real time rate of 12gbps [13]. Generation rates upto 1 Gbps is achieved using extraction based on Homodyne detection [5]. Phase fluctuation based random number generator produced upto 5.4 Gbps rate [28]. Another class of extractors that use pseudorandom generators are Trevisan extractors [26]. They use the underlying hard problem to generate uniform bits from quantum bits while having quantum security. Extractors based on the above pseudo random number generator (PRNG) [9] are faster than other paradigms of post processing, still there is a threat of attacks that can break the underlying hard problem. In addition to this, there is still a gap between generation rates of PRNGs and QRNGs at a higher degree. The fact that QKD protocol can detect the presence of adversary just by observing the quantum bits motivates us to design a random number generator that can be complement the qualities of QKD protocol and further make its practical for cryptography.

This drives us to explore paradigms that offer security at par with QKD. Recently, there has been a significant progress in the study of cryptography primitives that are secure against adversaries equipped with quantum capabilities such as Lattice Based Cryptography [18], Code based Cryptography [19], Multivariate Cryptography [4], and Elliptic curve isogeny based cryptography [10]. But not all of these schemes offer practical use cases as its costs computational as well as memory resources and they are further limped by implementation complexities [3]. In the past few years, Lattice based cryptography has been taking a certain appeal due to provable worst case hardness guarantees [23], its resistance from quantum attacks topped by flexible implementations. These works have been mostly towards public key cryptography [25], identity based encryption [26] and homomorphic encryption schemes [29]. Surprisingly Lattice based cryptography has very few exposure towards symmetric primitives such as Pseudorandom Functions(PRFs) and Pseudorandom Generators(PRNGs). Works by Banerjee et. al [2] on Pseudo random functions aims to give generic constructions

and direct constructions of PRNGs [20] from Lattices by utilising derandomizing techniques. Further, the derandomized form of the PRF utilises Learning with Rounding (LWR) [2] problem which has proved to be directly reducible to Learning with Errors (LWE) [2] problem.

Our focus in this work is to derive a practical non deterministic pseudorandom generator based on provable hard problem called Learning with Errors hence we propose a non deterministic quantum secure pseudorandom generator for QKD . The non determinism and entropy of the approach is based on Gaussian error applied in Learning with Errors (LWE) Problem. The entropy of the PRNG is tested against Die Harder Test where it passes all the twelve test.

1.1. Organisation. The rest of the paper is organised as follows: In Section 2 we call the necessary preliminaries regards Pseudorandom Generators, Lattice based cryptography and its hard problems. In section 3 we introduce our approach of generating PRNGs from LWE. We demonstrate all the results of Security and Randomness tests. Finally, we preset the application of the proposed PRNG in QKD.

2. PRELIMINARIES

2.1. Distinguishable advantage of a number generator. Given a number generator $g : \{0, 1\}^m \rightarrow \{0, 1\}^L$ with $L > m$, which expands an m -bit secret random seed into an L -bit sequence, we define as distinguisher in time t for g a probabilistic algorithm A which, when input with an L -bit string, gives as result either 0 or 1 with time complexity limited by t . We define the advantage of A for distinguishing g from a perfect random generator as:

$$Adv_g(A) = \|Pr_{x \in \{0,1\}^m}(A(g(x) = 1) - Pr_{y \in \{0,1\}^L}(A(y) = 1))\|$$

The probabilities are considered over the values of a randomly chosen $x \in \{0, 1\}^m$, a randomly chosen $y \in \{0, 1\}^L$, and the random choices of the algorithm A . We state that for distinguishing the function g in time t as:

$$Adv_g(t) = max_A Adv_g(A)$$

2.2. Pseudorandom Generators (PRNG). We consider a function g to be a PRNG if Adv_g is negligible for t below a fixed threshold. This allows to adjust the definition of a PRNG to the current accepted security levels.

2.3. Lattice Based Cryptography. Lattice intuitively can be seen in pattern making designs to crystallography and sphere packings. Informally, they can be thought of periodic arrangements of points in a Euclidean space. However after 1980s the computational aspects of these structures were investigated. In early 18th century mathematician such as Gauss and Lagrange used lattice in number theory to give proofs of theorem. The theory was advanced mostly by Minkowski. Their application involved in solution of integer programming problems, cryptanalysis, design of error correcting codes for multivariate systems and many more. During late 1990s, for the first time lattices were used to design cryptographic schemes as it is recognized as the source of computational hardness hence its application is designing

secure cryptographic functions [17].

Definition 2.1. A lattice \mathcal{L} is a n -dimensional discrete additive subgroup of \mathbb{R}^n . Additive subgroup implies that it is a group $\langle \mathbb{R}^n, + \rangle$ and for any $x, y \in \mathcal{L}$ the following properties are satisfied [17]:

$x + y \in \mathcal{L}$ Presence of an Identity Element $0 \in \mathbb{R}^n$. Presence of an Inverse element $-x \in \mathcal{L}$ is present.

Discrete nature of lattices implies that within a distance period if there is a point, it should belong to the lattice. Formally, for every $x \in \mathcal{L}$ and $\phi > 0$, the point $(x + \phi * B) \in \mathcal{L}$, where B is the basis of the lattice. *Figure 1* represents a Lattice.

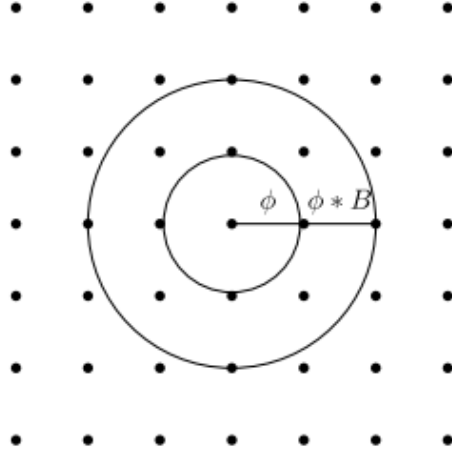


FIGURE 1. Discrete Points in a lattice

2.3.1. *Hard Problems.* We introduce the most important problem in Lattice Based Cryptography: The Shortest Vector Problem (SVP) [27] which reduces to several other computationally hard problems. The practical implementation of Lattice based cryptography relies on the security of reduced problems from SVP - Learning with Errors (LWE) and Shortest Integer Solution (SIS) [16] problem as these problems gives worst case to average case reductions suitable for cryptography [27].

- Shortest Vector Problem: Given an arbitrary basis B of some lattice $\mathcal{L} = \mathcal{L}(B)$, find a shortest nonzero lattice vector, i.e., a $v \in (\mathcal{L})$ for which $|v| = \lambda(\mathcal{L})$ here $\lambda(\mathcal{L})$ is the length of the shortest vector in the lattice \mathcal{L} [27]. Intuitively, SVP can be imagined as the first point where the sphere touches as we increase it radius from the origin O . *Figure 2* below demonstrates the intuition:
- Decision Approximate SVP: Given a basis B of n -dimensional lattice $\mathcal{L} = (\mathcal{L}(B))$ where either $\lambda_1(\mathcal{L}) \leq 1$ or $\lambda_1(\mathcal{L}(B)) \geq \gamma(n)$ [27]
- Shortest Integer Solution [24]: Given m uniformly random vectors $a_i \in Z^n$ forming columns of a matrix $A \in Z^m$ of norm $\|z\| \leq \beta$ such that:

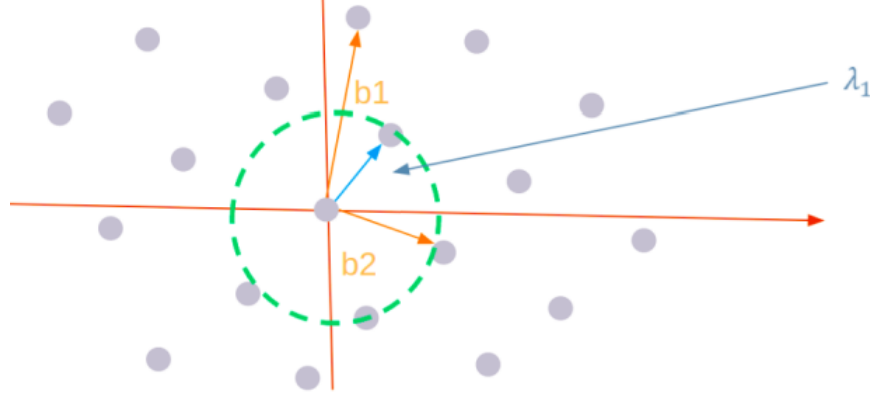


FIGURE 2. Shortest Vector Problem(SVP) Intitution

$$f_A(z) := Az = \sum_i a_i z_i = 0 \in Z_q^n \quad (2.1)$$

Without the constraint on $\|z\|$ it is easy to find a solution via Gaussian elimination [27].

- **Learning With Errors(LWE):** We recall the learning with errors problems which claims to be as hard as worst case lattice problems (SVP) rendering all cryptographic constructions based on it to be secure under the assumption that the worst case lattice problem is hard. We first give an intuition of LWE problem with the example below then formally define LWE problem [24].

The LWE problem asks to recover a secret $s \in Z_q^n$ giving a sequence of 'approximate' random linear equations on s . Example the input could be:

$$\begin{aligned} 5s_1 + 2s_2 + 7s_3 + 4s_4 &\approx 9 \\ 10s_1 + 6s_2 + 34s_3 + 65s_4 &\approx 34 \\ 55s_1 + 29s_2 + 72s_3 + 45s_4 &\approx 7 \\ 9s_1 + 10s_2 + 7s_3 + 13s_4 &\approx 21 \end{aligned}$$

\vdots

$$57s_1 + 42s_2 + 17s_3 + 4s_4 \approx 62$$

where each equation is correct upto some small error and the goal is to recover s . If the error is not there s would be very easy because there are n equations and n variables, recovering s could be done in polynomial time using Gaussian elimination. Introducing errors makes the problem difficult. The Gaussian elimination algorithm takes linear combination of n equations and hence it amplifies the errors to unmanageable levels hence no information can be gathered from the results.

Definition 2.2. LWE: For positive integer dimension n and modulus $q \geq 2$, a probability distribution χ over Z and a vector $s \in Z_q^n$, define LWE distribution to be $A_{s,\chi}$ to be the distribution over $Z_q^n \times Z_q$ obtained by choosing a vector $a \leftarrow Z_q^n$ uniformly at random, an error term $e \leftarrow \chi$ and outputting $(a, b = \langle a, s \rangle + e \bmod q)$ [24].

An algorithm solves LWE with modulus q and error distribution χ if for any $s \in Z_q^n$ given an arbitrary number of independent samples from $A_{s,\chi}$ it outputs s with high probability.

This finding of s is the LWE-Search Problem [24].

For a certain moduli q and Gaussian error distribution χ the decision LWE problem defined as $LWR_{n,q,\chi}$ distinguishes with advantage non negligible in n between any desired number of samples $m = \text{poly}(n)$ of independent samples $(a_i, b_i) \leftarrow A_{s,\chi}$ and the same number of samples chosen from uniform distribution $U(Z_q^n \times Z_q)$ is as hard as the LWE- Search Problem. For the mildest known requirements of q (q is a power of 2) the above problem is hard [24]. LWE problem provides non-determinism in the output by incorporating random, independent errors.

- **Hardness of LWE:** The brute force method to solve LWE is through maximum likelihood algorithm. Assume for simplicity that q is polynomial and that the error is in normal distribution. After assigning $O(n)$ values to equations the only assignment that satisfies the equation will be the correct one. This can be shown by a standard argument based only on Chernoff's bound and a union bound over all $s \in Z_n^q$. The algorithm uses only $O(n)$ samples and runs in time $2^{n \log n}$ [16].

There are several reasons to believe the LWE problem is hard. First, because the best known algorithms for LWE run in exponential time (and even quantum algorithms don't seem to help). Most importantly, because LWE is known to be hard based on certain assumptions regarding the worst-case hardness of standard lattice problems such as GAP SVP (the decision version of the shortest vector problem) and SIVP (the shortest independent vectors problem). More precisely, when the modulus q is exponential, hardness is based on the standard assumption that GAP SVP is hard to approximate to within polynomial factors [17].

3. METHODOLOGY

This section describes the complete algorithm for the proposed non deterministic pseudo-random generator. The PRNG construction has two elements: Seed Hiding with LWE and LFSR sequence generation. The work first applies LWE algorithm on the seed to prevent attacks aimed at retrieval of seeds. Secondly, LFSRs are instantiated using the secure seed to generate long sequences of random bits. This work is a direct construction of practical non deterministic PRNG from Lattice based primitive.

3.1. LWE-Hiding Problem. We now define the 'LWE- Hiding problem' which are modified version of LWE problem designed for the proposed Pseudo random generator.

Definition 3.1. Let $n \geq 1$ be the main security parameter and the prime modulus be q .

The decision variation of LWE-Hiding problem is as follows: For a given distribution over $s \in Z_q^n$, the *decision - LWE - Hiding* $_{n,q}$ problem is to distinguish between any desired number of independent samples $(a_i, b_i) \leftarrow U_s$ and the same number of samples drawn uniformly and independently from $Z_q^n \times Z_q$.

3.1.1. LWE-Hiding Problem Security. We now show that for appropriate parameters decision-LWE-Hiding problem is as hard as decision-LWE.

- **B-bounded distribution:** We say that a probability distribution χ over R is B-bounded if $\Pr_{x \leftarrow \chi}[[x] > B] \leq \text{negl}(n)$

Theorem 3.2. *Let χ be any efficiently sampleable B - bounded distribution over Z and let $q > B \cdot n^{\omega(1)}$. Then for any distribution over the secret $s \in Z_q^n$ solving decision - LWE - $Hiding_{n,q,\chi}$ is as hard as solving decision - $LWE_{n,q,\chi}$.*

Proof. The central idea behind the reduction is simple: given pairs $(a_i, b_i) \in Z_q^n \times Z_q$ distributed according to LWE distribution $A_{s,\chi}$. We prove the above theorem by contradiction. Let us assume that LWE -Hiding problem and LWE problem are distinguishable by a polynomial time adversary. We define two algorithms : $\mathbb{A}_{LWE_{Hiding}}(A, s)$ and $\mathbb{A}_{LWE_{Original}}(A, s)$ defined as follows:

Algorithm 1: $\mathbb{A}_{LWE_{Hiding}}(A, s)$ [2] $r \in \{0, 1\}^n$ Sample Error vector $e \leftarrow Z_q^m, B : B = A \cdot s + e + r \cdot \frac{q}{2}(A, s, B)$

Algorithm 2: $\mathbb{A}_{LWE_{Original}}(A, s)$ [2] $r \in \{0, 1\}^n$ Sample Error vector $e \leftarrow Z_q^m, B : B = A \cdot s + e(A, s, B)$

Consider a polynomial time adversary Adv querying $\mathbb{A}_{LWE_{Hiding}}(A, s)$ with A, s sampled uniformly from $Z_q^{m \times n}$ and $s \in Z_q^n$. The algorithm returns (A, s, B) .

$$B = A \cdot s + e + r \cdot \frac{q}{2} \quad (3.1)$$

Since r is a binary vector of length $r \cdot \frac{q}{2} + A \cdot s$ therefore $r \cdot \frac{q}{2}$ is very negligible hence equivalent to $B = A \cdot s + e$ which are samples when Adv queries $\mathbb{A}_{LWE_{Original}}(A, s)$. This contradicts our assumption that both the samples are distinguishable. Hence it is proved that $LWE - Hiding$ distribution is indistinguishable from LWE distribution. \square

3.2. Hiding Seed With Learning With Errors. The initial phase of the proposed PRNG consists of hiding the seed using a hard function. Here the hard function is LWE problem of Lattice based Cryptography . The non-determinism required for applications like QKD is achieved through incorporating random and independent error in LWE problem. In addition to that LWE hiding is the central element required for security of the proposed PRNG generator. The construction utilizes the Lattice based hard problem called Learning with errors to attain security of the seed.

We first describe the LWE based hiding function: LWE -Hiding(seed). Let q, m, n be integer parameters. To hide a seed $r \in \{0, 1\}^n$ sample a secret $s \in Z_q^n$. Choose a uniform $A \leftarrow Z_q^{m \times n}$ and sample an error $e \in Z_q^m$. Finally compute $b = A \cdot s + e + \frac{q}{2} \cdot r$ and output b , the seed hidden under LWE function. The pseudo code below describes the LWE -Hiding function.

Algorithm 3: $LWE - Hiding(r)$ [2] Choose uniform $s \leftarrow Z_q^n$ Sample $A \leftarrow Z_q^{m \times n}$ Sample Error vector $e \leftarrow Z_q^m$, Hide seed $r : b = A \cdot s + e + r \cdot \frac{q}{2}$, Hidden seed: (b)

3.2.1. Non-determinism in LWE -Seed Hiding. The Discrete Gaussian sampling is one of the most crucial components of Lattice Based Cryptography. It is the component that adds security by adding a random error term to the matrix vector multiplication $A \times s$. The perturbation of the vector $A \cdot s$ contributes to the indistinguishability of the LWE samples from random samples. If the noise is not added LWE would give away secret information.

The errors are generated by taking Gaussian sampling over Lattice vectors. It samples small vectors and performs addition to the $A \cdot s$ resulting in $A \cdot s + e$. The sampling is by

assigning probability of each lattice vector in the bell-curve. Hence for different instances of time we get different error resulting in non-deterministic result of $A \cdot s$.

In this work we leverage this non deterministic nature of LWE to design a random number generator that can inherit this property.

3.2.2. Parameters and Implementation of LWE-Hiding. Here, we describe the implementation details of the LWE-Hiding. For recommended security the LWE-Hiding is computed under modulus $q = 8380417$ and m and n equal 4. Therefore A has a total of 16 elements. Every element of A (and s) is a polynomial in $Z_q^{m \times n}(Z_q^n$ for s).

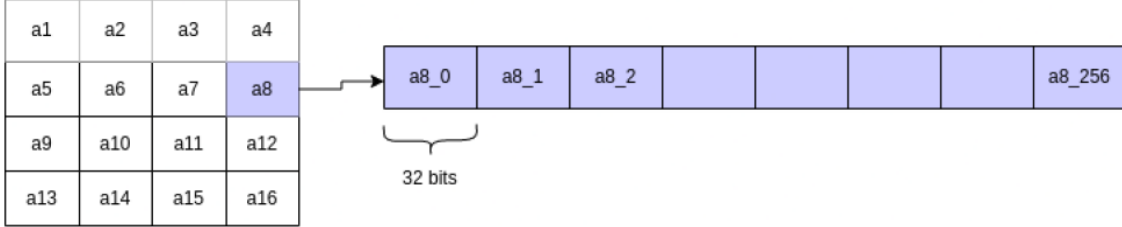


FIGURE 3. Coefficient representation in matrix $A \in Z_q^{m \times n}$

These polynomials are represented in a construction of 256 words, each word consisting of 32 bits represents a coefficient of the polynomial. Refer *Figure 3* for representation. Similar representation is designed for all the memory elements of LWE-hiding(). LWE-hiding returns the hidden seed b which is a matrix of m rows. The implementation of LWE-Hiding consists of two major computations: Sampling the matrix A and multiplication of polynomials. To generate the samples of A the proposed work utilizes a symmetric scheme SHAKE-128. The short vectors s is sampled using rejection sampling and error e is generated through Gaussian distribution between the range $-1, 1$ to ensure that the perturbation by the error is short and it does not leak any secret.

For the main algebraic operation-multiplication of matrix A whose elements are polynomials in $Z_q[X]/(x^{256} + 1)$ by the secret vector s we consider Number Theoretic Transform (NTT) for low complexity upto $O(n \log n)$. NTT is just a version of FFT that works over the finite field Z_q rather than over the complex numbers. In our case, the school book method would take $4 \times 4 = 16$ polynomial multiplication. With NTT the multiplication reduces itself to point-wise multiplication which is very efficient for polynomials used in this work.

The specific modulus $q = 8380417$ is chosen to provide a sufficient level of security against known classical and quantum attacks. The choice of $q = 8380417$ strikes a balance between security and efficiency. While a larger modulus might enhance security, it would also increase computational and storage requirements. The selected modulus is large enough to provide the desired security level while still allowing for efficient implementation and practical usage. The modulus $q = 8380417$ is deliberately chosen in the proposed scheme for efficient polynomial computations using NTT operations. However, it is important to note that q is neither a power of 2 nor a large prime.

The selection process involves choosing an integer $k \geq 1$ and defining the modulus as $q = k \cdot 256 + 1$. This decision is based on the requirement of supporting the NTT operations and ensuring that q is greater than or equal to the minimum working modulus necessary for

the scheme.

It's important to note that the choice of modulus in cryptographic schemes is a result of extensive analysis, research, and consideration of various factors such as security, efficiency, and mathematical requirements. Different schemes may have different modulus choices based on their specific design goals and security considerations. The specific choice of $q = 8380417$ for the proposed scheme has been made based on these factors to provide an appropriate level of security while maintaining computational efficiency.

3.3. LFSR Sequence Generation. Quantum Key Distribution aims to achieve perfect secrecy by utilising n random bits for generating n key bits. This indicates that the PRNG generator for the QKD applications should be able to generate millions of bits without exhausting itself. To achieve this the second step of this work employs Linear Feedback Shift registers to generate sequences indefinitely. The input to the LFSR is the hidden seed - b returned from LWE-hidding algorithm consisting of one polynomials. Each polynomial of b consists of 256 coefficients and each coefficient is of 32 bits. Therefore the total number of bits of b is $256 \times 32 = 8192$. Running 4096 bits around LFSR could have a huge impact on the performance of the PRNG as for one bit of shifting 4094 bits would have to be shifted. This will cause unnecessary delay in bit generation. Therefore we use only 1024 bits of b with each LFSR having 256 bits, divided into 32 bit coefficients. Each LFSR contains seven coefficients of the polynomial b . We take coefficients from the LSB and input it to our LFSR. We instantiate four LFSR each consiting of seven 32 bit polynomial coefficients from b . *Figure 4* shows the construction of 256 bit LFSR.

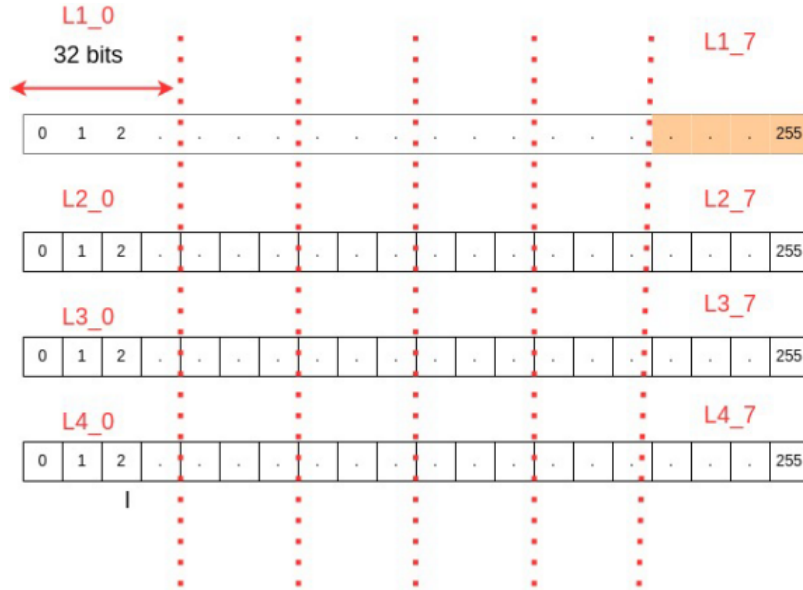


FIGURE 4. LFSR Construction

The LFSR sequence generation consists of two algorithms: Initialization and Feed-back / Output Generation. The initialization phase sets the LFSR by inculcating the bits from b and arranges the eight coefficients into the void LFSR. This phase is monitored by a master

LFSR which guarantees asynchronous filling of the LFSR. We choose a single Master LFSR $L4$ and all other $L1, L2, L3$ as slave LFSR. Master LFSR directs the shifting operation in feedback and output generation phase and also takes a central part in monitoring the filling operation of these LFSRs.

3.3.1. Initialization Phase. The initialization phase sets up four 256 bit LFSRs $L1, L2, L3, L4$. $L1, L2, L3$ are called slave LFSR while $L4$ is the master as it monitors the filling cycle of the three LFSRs. The filling is done at the 32-bits each that is LFSRs are filled coefficient wise. At first the 32-bits from LSB of $L1, L2, L3$ and $L4$ are filled from the coefficients of $b\text{coeff}_i$ $i \in \{1, 2, 3, 4\}$ respectively. Each 32 bit coefficients from $b\text{coeff}_1, \text{coeff}_2, \text{coeff}_3, \text{coeff}_4$ is taken and filled into the first 32 bits from LSB to LFSRs $L1, L2, L3, L4$. *Figure 5* represents the initialization Phase of LFSRs for filling first 32 bits.

Next the cycle of filling the remaining 32 bit slots of each LFSR starts for $L1, L2, L3, L4$ LFSRs. For each LFSR L_j $j \in \{1, 2, 3, 4\}$ and $i \in \{0 \leq i \leq 6\}$. The previously filled 32 bit slots of LFSRs are L_j7 $j \in \{1, 2, 3, 4\}$. In *Figure 6* the four 32 bit polynomials are highlighted: the coefficient highlighted in orange gets filled in LFSR 1 at the LSB bits, highlighted in orange, Similarly, the green coefficients are filled in LFSR 2 at the LSB, highlighted in green. The first 32 bits of $L3$ and $L4$ are filled in similar fashion highlighted with the colors green and pink respectively.

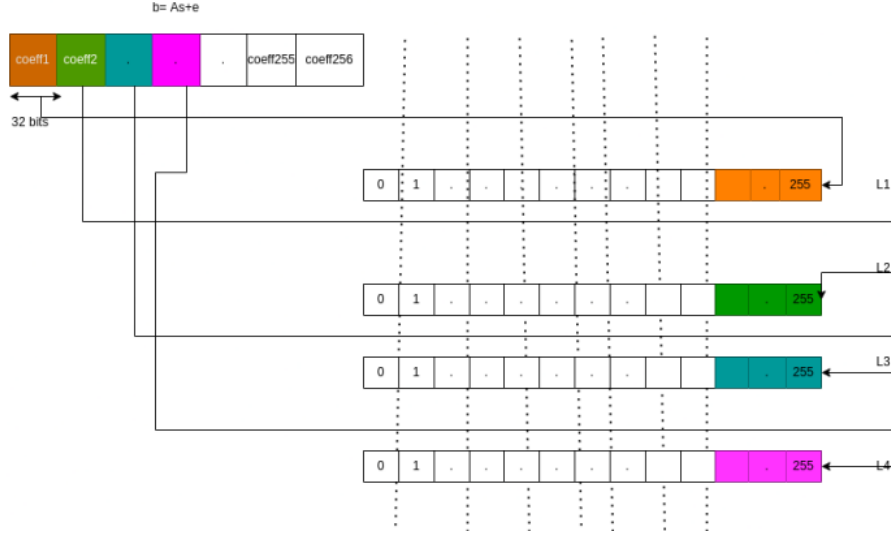


FIGURE 5. Initialization Phase of LFSRs: Filling First 32 bits

The next 32 bits L_j6 $j \in \{1, 2, 3, 4\}$ is filled by first checking the highest among XOR of $L17$ and $L27$ and XOR $L37$ and $L47$. The result of the LFSRs that are highest is filled first. Suppose $L17$ and $L27$ is highest then $L1$ and $L2$ LFSRs would be given the chance to fill first. If the values are equal, all of the four LFSRs are given the chance of getting filled at once irrespective of the results. *Figure 6* represents the initialization phase of LFSRs.

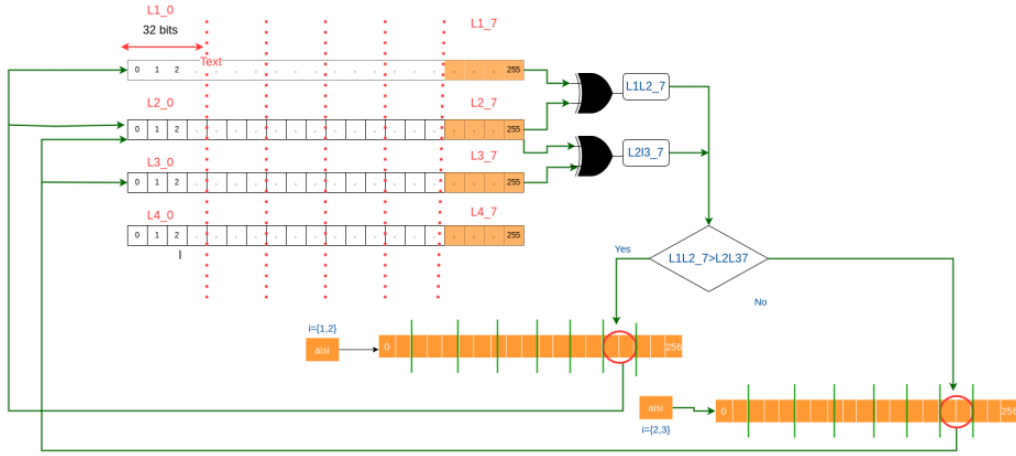


FIGURE 6. Initialization of LFSR: Filling Next 32 bits

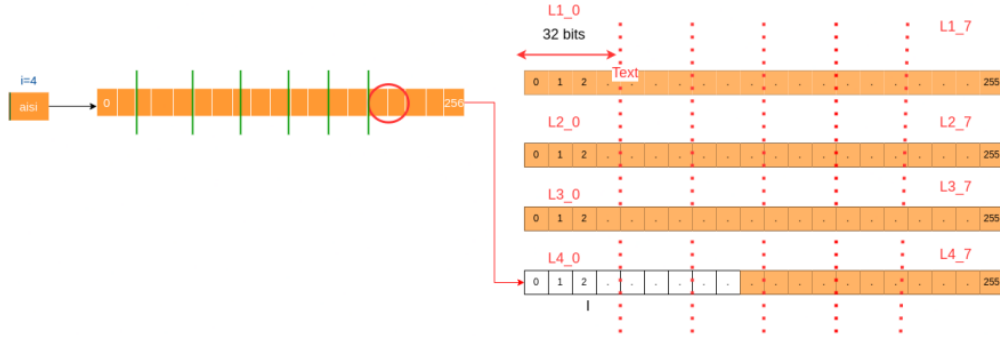


FIGURE 7. Initialization of LFSRs: Filling fourth LFSR filled

If any two LFSRs are filled, the values of the previous coefficients $Lji - 1 : j \in 1, 2, 3, 4$ and $\in 0 \leq i \leq 6$ are compared rather than the XORs. If three LFSRs are filled, the last LFSR is filled with the remaining bits of b . *Figure 7* represents the initialization Phase of fourth LFSRs.

3.3.2. Feedback and Output Generation. After the initialization phase, we have 256 bits LFSR cells filled with coefficient from b with each coefficient of 32 bits. This phase takes $L4$ LFSR as the master and monitors the output and feedback generation of the three LFSRs. The LSB coefficient of $L4$ is checked and $L1, L2, L3$ LFSRs are shifted if and only if there is '1' at i^{th} bit position of the 32 bit coefficient in $L4$. $L1, L2, L3$ are shifted by i bits each. Let the shifted bits from $L1, L2, L3$ be $l1 - o, l2 - o, l3 - o$. The feedback for $L1$ is $l1 - o \oplus l2 - o$, $L2$ is $l2 - o \oplus l3 - o$ and for $L3$ it is $l3 - o \oplus (32 \text{ bit of } L4)$. This cycle continues until all the ones of current coefficient in $L4$ is exhausted.

The shifted bits are the output generated by the PRNG. Each LFSR at one output cycle generates 32 bits at once. The shifted bits generated by $L1, L2$ and $L3$ are taken to the concatenation module which merges all the bits for the generation of final output bits. In *Figure 7* the pink lines indicate the shifted bits taken to the concatenation module. Note

that until now the output bits of LFSR $L4$ is not generated. *Figure 8* shows the feedback generation process for $L1, L2, L3$ mastered by $L4$ and the output sequence generation.

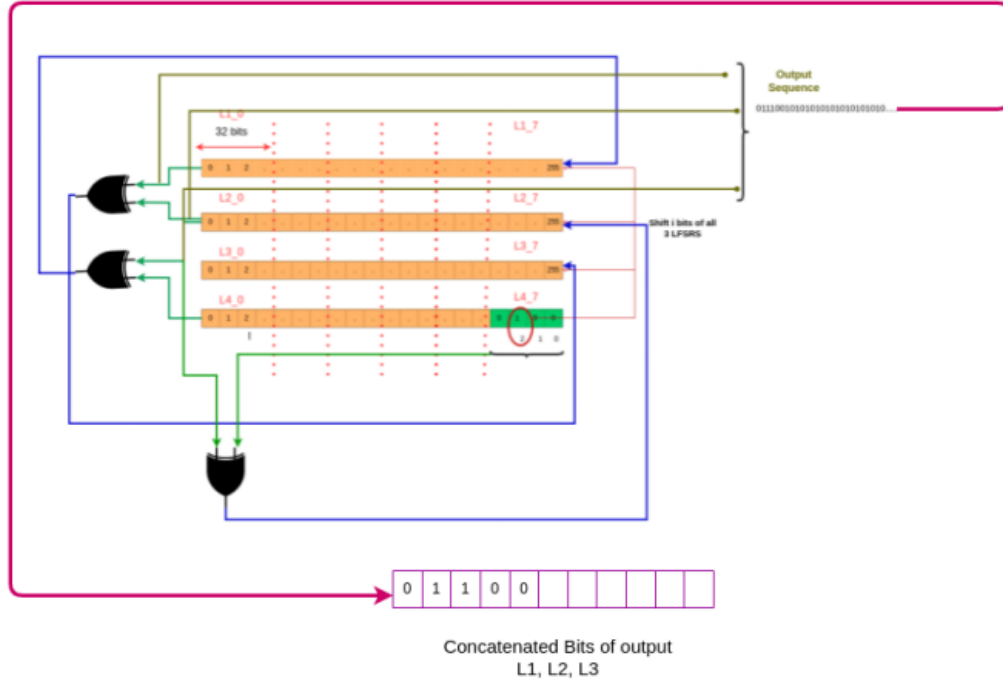


FIGURE 8. Feedback and Output Generation by $L1, L2$ and $L3$

At the completion of each cycle of shifting by a coefficient in $L4$, the output and feedback for $L4$ is generated before moving to the next coefficient. $L4$ is shifted according to the number of 1's in the previous 32 bits of the coefficients. The feedback for $L4$ is calculated by taking the highest value among the current coefficients and xoring with the shifted bits of $L4$. *Figure 9* shows the feedback generation for $L4$ LFSR. These shifted bits are concatenated with the output generated by LFSR $L1, L2$ and $L4$ indicated by pink lines in *Figure 9*.

All the four LFSR $L1, L2, L3, L4$ bits are concatenated. The number of bits generated by all the LFSRs $L1, L2, L3, L4$ is given by the following formula:

Total Number of bits generated by $L1, L2, L3, L4$ per cycle

$$= 3 \times \sum_{i=1} i = 32p \times i + p \quad (3.2)$$

where p is the position of bit 1 in $L4$ and i is the index of coefficients $\in \{1 \dots 32\}$. Since the coefficient bits of $L4$ governs the shift and hence the shifting bits of $L1, L2$ and $L3$ $3 \times \sum_{i=1} i = 32p$ indicates this quantity. The master LFSR $L4$ Shifts according to the number of 1's in its 32 bit coefficient per cycle indicated by p . These bits are then XOR-ed with the remaining 7168 bits of vector b to generate the final output sequence. In *Figure 9* XOR indicated in red performs the operation with remaining 7168 bits of b to give the final output.

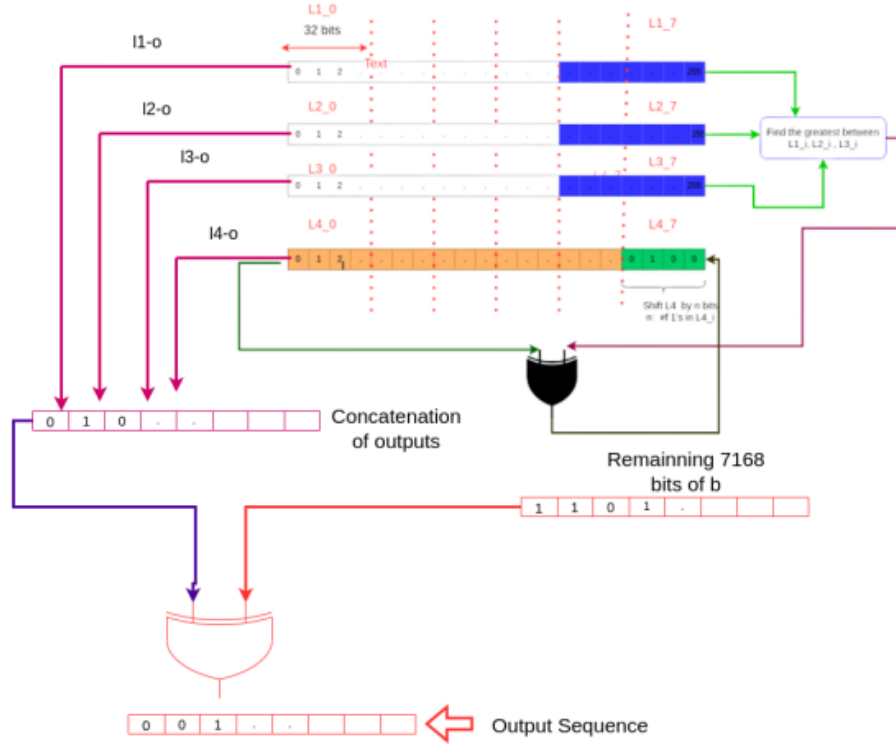


FIGURE 9. LFSR L4 Feedback and Output Generation

3.4. Security. The security of our scheme relies completely on the hardness of Learning With Errors in the Random Oracle Model (ROM). The hardness of standard LWE problems asks to distinguish between $(b = A \cdot s + e)$ from $(A \cdot s)$ sampled from uniform distribution. The proposed schemes utilizes the LWE Gaussian error addition to $A \cdot s$ along with the original seed. The security of our scheme also relies on Shortest Integer Solution (SIS) problem. SIS seeks to find short vectors such that $A \cdot s = 0$ where A and s are uniformly random. In ROM finding such short s for $A \cdot s + e + r \cdot \frac{q}{2}$ is a hard problem. In Quantum Random Oracle Model where adversary can query in superposition the reductions for Module LWE suggests its security in QROM. The proposed LWE based hiding function relies on module LWE with parameter q such that its security is guaranteed in QROM. Hence by hiding the seed with LWE function, the adversary has to find short vectors from $A \cdot s + e + r \cdot \frac{q}{2}$ or has to distinguish it efficiently. Both of the problems coincide to SIS and LWE problem respectively. Hence the security of the seed can be guaranteed.

Key Space Analysis. In the proposed PRNG, the input is obtained from Shake256. The Shake256 algorithm has a key space of 2^{256} , which implies that there are 2^{256} possible keys that can be used as inputs.

The key space refers to the range of unique and distinct keys that can be utilized by the PRNG. With a key space of 2^{256} , the LWE-based PRNG benefits from an incredibly large number of potential keys, ensuring a wide variety of choices for selecting the initial key or seed.

The size of the key space is of paramount importance for the security and unpredictability

of the generated pseudorandom sequence. A larger key space makes it extremely difficult for an attacker to exhaustively search or brute-force the key space, ensuring the robustness of the generator's security.

Overall, the analysis reveals that the proposed LWE-based PRNG possesses a key space of 2^{256} . This indicates a vast range of potential keys, providing a high level of security and resilience against attacks aimed at compromising the generator's randomness and predictability.

#	test_name	ntup	tdiehard	samples	psamples	p-value	Assessment	#
	diehard_birthdays	0	100	100	0.99346145	PASSED		
	diehard_operm5	0	1000000	100	0.40262327	PASSED		
	diehard_rank_32x32	0	40000	100	0.83612679	PASSED		
	diehard_rank_6x8	0	100000	100	0.99843172	WEAK		
	diehard_bitstream	0	2097152	100	0.17521444	PASSED		
	diehard_opso	0	2097152	100	0.91319228	PASSED		
	diehard_oqso	0	2097152	100	0.66779376	PASSED		
	diehard_dna	0	2097152	100	0.09509280	PASSED		
	diehard_count_1s_str	0	256000	100	0.40748068	PASSED		
	diehard_count_1s_byt	0	256000	100	0.64395513	PASSED		
	diehard_parking_lot	0	12000	100	0.41559726	PASSED		
	diehard_2dsphere	2	8000	100	0.33209828	PASSED		
	diehard_3dsphere	3	4000	100	0.57814080	PASSED		
	diehard_squeeze	0	100000	100	0.21098652	PASSED		
	diehard_sums	0	100	100	0.17403472	PASSED		
	diehard_runs	0	100000	100	0.01658263	PASSED		
	diehard_runs	0	100000	100	0.02094188	PASSED		
	diehard_craps	0	200000	100	0.22722956	PASSED		
	diehard_craps	0	200000	100	0.14544482	PASSED		

FIGURE 10. Die hard Test Results

3.5. Randomness Tests. The experiments were conducted in the Secure Systems Lab, which is part of the Computer Science and Engineering Department, SoCE&MS at DIAT, Pune. The CDAC-PARAM Shavak machine was utilized for performing the tests. The developed pseudo random generator was subjected to the Dieharder test suite to evaluate the generated entropy. To facilitate the analysis, the output bits, with a total size of 1.1 GB, were stored in a file. These buffered bits were then used as input for the Dieharder test suite. The test suite consisted of 12 tests, and a sample size of 10,000 was used for the analysis. The table in *Figure 10* below shows the test that have been passed.

The scatter graph for the PRNG in the *Figure 11* is an embedding a functions that maps random numbers generated from this work to 3 bit indexes 0 – 7. The graph clearly suggests that the random numbers generated are distributed uniformly along this space with no cluster formation.

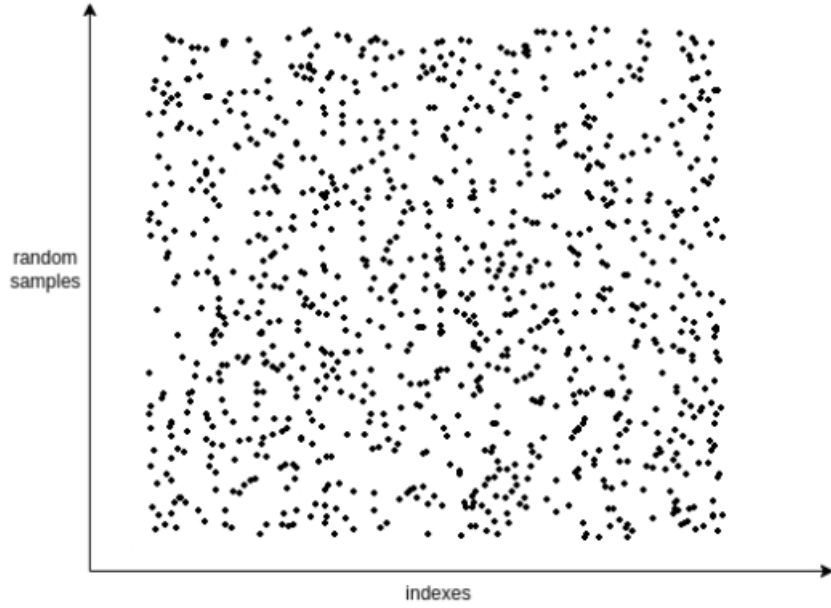


FIGURE 11. Scatter Graph for proposed PRNG

4. COMPARISON WITH OTHER PRNGs

This section presents a comprehensive comparison between the proposed PRNG and alternative approaches in terms of randomness, security, and speed.

The proposed PRNG is designed based on a combination of a lattice-based hard problem and LFSR, resulting in the generation of a random bit sequence with high effectiveness.

One notable advantage of the proposed scheme over other PRNG approaches is its ability to demonstrate desirable statistical properties and exhibit complete randomness. Furthermore, this study includes a comprehensive statistical analysis of the proposed PRNG scheme.

Table 1 provides a detailed comparative analysis, comparing the suggested strategy with other similar approaches. The table evaluates various criteria and features across different PRNG methods, offering a thorough examination of the effectiveness of the proposed approach.

The proposed PRNG in this work was implemented on an Intel(R) Core(TM) i7-9700 processor. The system was equipped with 8 GB of RAM. The implementation was carried out in the C programming language, leveraging the computational capabilities and resources provided by the hardware setup.

Please note that the specific details of Table 1, including the criteria and comparative results, need to be filled in with appropriate information based on the actual comparison being made.

TABLE 1. Comparison of Proposed PRNG and Existing PRNGs

Features	Proposed PRNG	[12]	[22]	[21]	[1] QRNG	[8] QRNG
1) Implementation based on	Lattice-based hard problem	Linear congruential generator	Mersenne Twister	XORShift	Quantum measurement of photons	Utilizes radioactive decay
2) Randomness test	Die-Harder	Die-Harder	-	Die-Harder	Die-Harder	Die-Harder
3) Key Space Analysis	✓	✓	✓	✓	-	-
4) Speed (Mbit/second)	33.109	30.26	29.73	10.87	16	4
5) Quantum Safe	✓	Not secure	Not secure	Not secure	✓	✓

✓denotes "achieved," and "-" means there is no reported result

A key feature that sets the proposed PRNG apart is its utilization of a post-quantum secure primitive, ensuring resilience against quantum attacks. The Linear Congruential Generator (LCG) [12] is known to have some weaknesses in terms of its statistical properties and predictability. It is vulnerable to certain types of attacks, such as the ‘state recovery attack’ and ‘period-finding attack’, which can compromise the security and unpredictability of the generated pseudorandom sequence. The Mersenne Twister [22] is a widely used pseudorandom number generator known for its long period. However, it is not designed to withstand attacks from quantum computers. The XORShift algorithm [21], is not considered quantum safe. Quantum computers have the potential to break many classical PRNGs, including those based on XORShift. Considerable pre-processing is essential to prepare the random numbers generated by the QRNG [1, 8] for usability. However, this pre-processing stage creates a bottleneck that limits the rate at which random numbers can be generated. Please note that the reported speeds may vary depending on factors such as hardware, software implementation, and specific optimizations. The speeds provided here are approximate values for reference purposes.

5. APPLICATION OF PROPOSED PRNG IN QKD

QKD works by transmitting millions of polarized light particles (photons) over a fiber optic cable from one entity to another. Polarization is measured in any basis: two directions at right angles like rectilinear: horizontal and vertical. if a photon is polarized in a given basis it should be measured by the same basis else the measurement result is random. Each photon has a random quantum state, and collectively all the photons create a bit stream of ones and zeros. When the photons arrive at the endpoint, the receiver uses beam splitters (horizontal/vertical and diagonal) to "read" the polarization of each photon. The receiver does not know which beam splitter to use for each photon and has to guess which one to use. After the receiver tells the sender which beam splitter was used for each of the photons in

the sequence they were sent, the sender then compares that information with the sequence of polarizers used to send the photons. The photons that were read using the wrong beam splitter are discarded, and the resulting sequence of bits becomes a unique optical key that can be used to encrypt data. The assignment of basis from Alice is currently done by the use of QRNG and similarly Bob uses his QRNG to guess the basis sent by Alice. The obvious bottlenecks of QRNG slows down the process of QKD by slow generation of random bits hence slow assignment and guessing on both sides. However, the security of Alice and Bob is achieved only when both sides generate non deterministic random sequences of 0s and 1s.

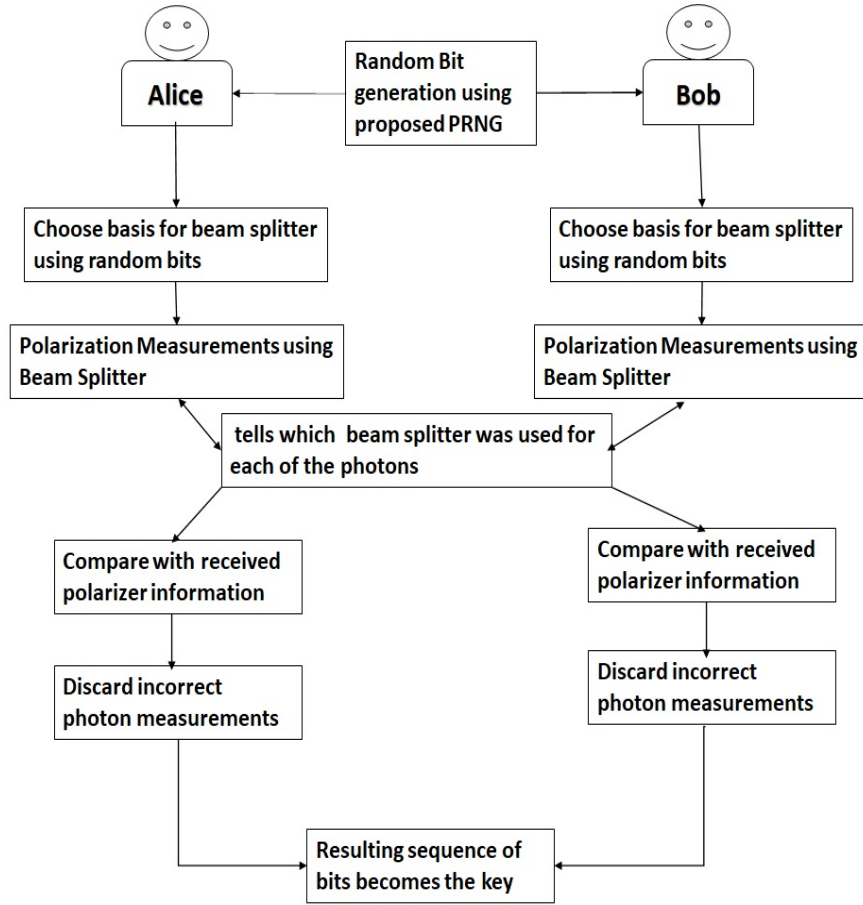


FIGURE 12. Key distribution in the quantum channel using the random bit generated from proposed PRNG

Our work achieves nondeterminism through the use of LWE function in our seed. The Gaussian error distribution in LWE problem contributes to nondeterminism. Hence, as depicted in Fig. 12, the proposed PRNG generates completely different random sequences of bits for both Alice and Bob. Alice utilizes the proposed PRNG to generate random numbers and assigns her bits a random basis based on the PRNG sequence. On the other hand, Bob generates random sequences from the same PRNG to make guesses about the basis assigned by Alice.

6. CONCLUSION

The obvious bottlenecks of QRNG slow down the QKD process by producing random bits slowly, which leads to slow assignment and guessing on both sides, sender, and receiver. Additionally, the QRNG-generated sequence had a non-uniform distribution. Therefore, a different strategy was needed to address the inadequacies. The proposed method secured the seed by using lattice-based primitives, particularly the LWE problem. It generates an endless long random sequence using LFSR, satisfying the theoretical security criterion of the LWE problem. The generated sequence is uniformly distributed with improved speed. Die-Harder testing is applied to the proposed PRNG to test the randomness of the generated sequence and all 12 tests were passed.

Non-deterministic PRNGs play a crucial role in QKD protocols to generate random keys. The future scope of PRNGs for QKD involves advancements in both theoretical and practical aspects. This includes developing more efficient and more secure algorithms for generating random keys, investigating techniques to enhance the entropy source, analyzing the impact of hardware limitations, and designing protocols that can withstand potential attacks in practical scenarios. Additionally, integrating PRNGs with emerging quantum technologies, such as quantum repeaters and quantum memories, can further enhance the security and scalability of QKD systems.

ACKNOWLEDGMENT

This research was supported by Defence Institute of Advanced Technology, Pune, India. We thank our colleagues who provided insight and expertise that greatly assisted the research of this paper.

FUNDING

This research received grant from Defence Institute of Advanced Technology, Pune, India.

REFERENCES

- [1] Alastair Avery Abbott, Laurent Bienvenu, and Gabriel Senno. Non-uniformity in the quantis random number generator. Technical report, Department of Computer Science, The University of Auckland, New Zealand, 2014.
- [2] Abhishek Banerjee, Chris Peikert, and Alon Rosen. Pseudorandom functions and lattices. Cryptology ePrint Archive, Paper 2011/401, 2011. <https://eprint.iacr.org/2011/401>.
- [3] Lily Chen, Lily Chen, Stephen Jordan, Yi-Kai Liu, Dustin Moody, Rene Peralta, Ray A Perlner, and Daniel Smith-Tone. *Report on post-quantum cryptography*, volume 12. US Department of Commerce, National Institute of Standards and Technology, 2016.
- [4] Jintai Ding and Bo-Yin Yang. Multivariate public key cryptography. *Post-quantum cryptography*, pages 193–241, 2009.
- [5] Giulia Ferrini, Jean-Pierre Gazeau, Thomas Coudreau, Claude Fabre, and Nicolas Treps. Compact gaussian quantum computation by multi-pixel homodyne detection. *New Journal of Physics*, 15(9):093015, 2013.
- [6] Harald Fürst, Henning Weier, Sebastian Nauerth, Davide G Marangon, Christian Kurtsiefer, and Harald Weinfurter. High speed optical quantum random number generation. *Optics express*, 18(12):13029–13037, 2010.
- [7] Miguel Herrero-Collantes and Juan Carlos Garcia-Escartin. Quantum random number generators. *Reviews of Modern Physics*, 89(1):015004, 2017.

- [8] Miguel Herrero-Collantes and Juan Carlos Garcia-Escartin. Quantum random number generators. *Reviews of Modern Physics*, 89(1):015004, 2017.
- [9] Frederick James. A review of pseudorandom number generators. *Computer physics communications*, 60(3):329–344, 1990.
- [10] David Jao and Luca De Feo. Towards quantum-resistant cryptosystems from supersingular elliptic curve isogenies. In *Post-Quantum Cryptography: 4th International Workshop, PQCrypto 2011, Taipei, Taiwan, November 29–December 2, 2011. Proceedings 4*, pages 19–34. Springer, 2011.
- [11] Hugo Krawczyk. Lfsr-based hashing and authentication. In *Annual International Cryptology Conference*, pages 129–139. Springer, 1994.
- [12] Pierre L’ecuyer and Richard Simard. Testu01: A library for empirical testing of random number generators. *ACM Transactions on Mathematical Software (TOMS)*, 33(4):1–40, 2007.
- [13] Xiongfeng Ma, Feihu Xu, He Xu, Xiaoqing Tan, Bing Qi, and Hoi-Kwong Lo. Postprocessing for quantum random-number generators: Entropy evaluation and randomness extraction. *Physical Review A*, 87(6):062327, 2013.
- [14] Xiongfeng Ma, Xiao Yuan, Zhu Cao, Bing Qi, and Zhen Zhang. Quantum random number generation. *npj Quantum Information*, 2(1):1–9, 2016.
- [15] Christian Matt and Ueli Maurer. The one-time pad revisited. In *2013 IEEE International Symposium on Information Theory*, pages 2706–2710. IEEE, 2013.
- [16] Daniele Micciancio and Chris Peikert. Hardness of sis and lwe with small parameters. In *Advances in Cryptology—CRYPTO 2013: 33rd Annual Cryptology Conference, Santa Barbara, CA, USA, August 18–22, 2013. Proceedings, Part I*, pages 21–39. Springer, 2013.
- [17] Daniele Micciancio and Oded Regev. Lattice-based cryptography. In *Post-quantum cryptography*, pages 147–191. Springer, 2009.
- [18] Hamid Nejatollahi, Nikil Dutt, Sandip Ray, Francesco Regazzoni, Indranil Banerjee, and Rosario Cammarota. Post-quantum lattice-based cryptography implementations: A survey. *ACM Computing Surveys (CSUR)*, 51(6):1–41, 2019.
- [19] Raphael Overbeck and Nicolas Sendrier. Code-based cryptography. *Post-quantum cryptography*, pages 95–145, 2009.
- [20] Anupama Arjun Pandit, Atul Kumar, and Arun Mishra. Lwr-based quantum-safe pseudo-random number generator. *Journal of Information Security and Applications*, 73:103431, 2023.
- [21] François Panneton and Pierre L’ecuyer. On the xorshift random number generators. *ACM Transactions on Modeling and Computer Simulation (TOMACS)*, 15(4):346–361, 2005.
- [22] François Panneton, Pierre L’ecuyer, and Makoto Matsumoto. Improved long-period generators based on linear recurrences modulo 2. *ACM Transactions on Mathematical Software (TOMS)*, 32(1):1–16, 2006.
- [23] Oded Regev. Lattice-based cryptography. In *Advances in Cryptology—CRYPTO 2006: 26th Annual International Cryptology Conference, Santa Barbara, California, USA, August 20–24, 2006. Proceedings 26*, pages 131–141. Springer, 2006.
- [24] Oded Regev. The learning with errors problem. *Invited survey in CCC*, 7(30):11, 2010.
- [25] Renato Renner. Security of quantum key distribution. *International Journal of Quantum Information*, 6(01):1–127, 2008.
- [26] Luca Trevisan et al. Extractors and pseudorandom generators. *Journal of the ACM*, 48(4):860–879, 2001.
- [27] Joop van de Pol. Lattice-based cryptography. *Eindhoven University of Technology, Department of Mathematics and Computer Science*, 2011.
- [28] Feihu Xu, Bing Qi, Xiongfeng Ma, He Xu, Haoxuan Zheng, and Hoi-Kwong Lo. Ultrafast quantum random number generation based on quantum phase fluctuations. *Optics express*, 20(11):12366–12377, 2012.
- [29] Xun Yi, Russell Paulet, Elisa Bertino, Xun Yi, Russell Paulet, and Elisa Bertino. *Homomorphic encryption*. Springer, 2014.