

Better Fair than Sorry: Adversarial Missing Sensitive Value Imputation for Fair GNNs

Debolina Halder Lina, Arlei Silva

Rice University

{dl73, al110}@rice.edu

Abstract

Graph Neural Networks (GNNs) have achieved state-of-the-art results in many relevant tasks where decisions might disproportionately impact specific communities. However, existing work on fair GNNs often assumes that either protected attributes are fully observed or that the missing protected attribute imputation is fair. In practice, biases in the imputation will propagate to the model outcomes, leading them to overestimate the fairness of their predictions. We address this challenge by proposing Better Fair than Sorry (BFtS), a fair missing data imputation model for protected attributes. The key design principle behind BfTS is that imputations should approximate the worst-case scenario for fairness—i.e. when optimizing fairness is the hardest. We implement this idea using a 3-player adversarial scheme where two adversaries collaborate against a GNN-based classifier, and the classifier minimizes the maximum bias. Experiments using synthetic and real datasets show that BfTS often achieves a better fairness \times accuracy trade-off than existing alternatives.

1 Introduction

With the increasing popularity of machine learning models for high-stakes decision-making, it has become a consensus that these models carry implicit biases, and biases should be addressed to improve the fairness of algorithmic decisions [Ghallab, 2019]. The disparate treatment of such models towards African Americans and women has been illustrated in the well-documented COMPAS [Angwin *et al.*, 2022] and Apple credit card [Vigdor, 2019] cases, respectively. While there has been extensive research on fair algorithms and fair machine learning, the proposed solutions have mostly disregarded important challenges that arise in real-world settings.

Existing work in fair machine learning has mostly focused on tabular, image, and text data. However, in several applications, data can be naturally modeled as graphs (or networks), representing different objects, their relationships, and attributes. Graph Neural Networks (GNNs) have achieved state-of-the-art results in graph machine learning tasks, including node classification, link prediction, and graph classi-

fication [Gilmer *et al.*, 2017; Kipf and Welling, 2017]. For instance, in the case of link prediction in a professional network, such as LinkedIn, which is a recruiting and networking tool, link recommendations should not be biased against protected groups [Fabbri *et al.*, 2020; Current *et al.*, 2022]. However, guaranteeing fairness in graph data is a challenge due to correlations in the connections caused by homophily and influence.

Another challenge for fair machine learning is the pervasiveness of missing data [Little and Rubin, 2019]. This is particularly critical because fair algorithms often require knowledge of sensitive attributes that are more likely to be missing due to biases in the collection process or privacy concerns. As an example, the absence of data in census surveys and health surveys is correlated with sensitive attributes such as gender, age, race, etc. [O’Hare and O’Hare, 2019; Weber *et al.*, 2021]. Missing data is also a concern in networked data, especially when tracking the transmission of diseases [Ghani *et al.*, 1998]. As a consequence, many fair machine learning algorithms require the use of missing imputation methods to mitigate their biases, and biases in imputed values might be inadvertently propagated to the final decisions [Mansoor *et al.*, 2022].

This paper addresses the problem of mitigating bias in graph machine learning in the presence of missing sensitive attributes. We propose an adversarial imputation method that generates challenging instances for a broad class of fair algorithms based on GNNs. Figure 1 motivates our approach. A machine learning algorithm is applied to decide whether individuals should or should not receive credit. Figure 1a shows both the gender and outcome for each individual. The genders of some samples are unknown in Figure 1a, and the demographic parity (ΔDP) considering only the observed values is 0.25 (ΔDP is a bias metric described in Section 4.2). We illustrate how different missing data imputations affect the fairness of credit decisions in Figures 1b and 1c. A straightforward imputation is demonstrated in Figure 1b, where the gender of the majority of neighbors is assigned to the missing attribute, resulting in a best-case scenario in terms of fairness with a ΔDP of 0.09. However, in the worst-case scenario, shown in Figure 1c, ΔDP is 0.47. The dataset’s bias might be highly underrepresented in the imputation of Figure 1b, and the final decisions of a fair algorithm will still be unfair in that case. We show the correlation of sensitive informa-

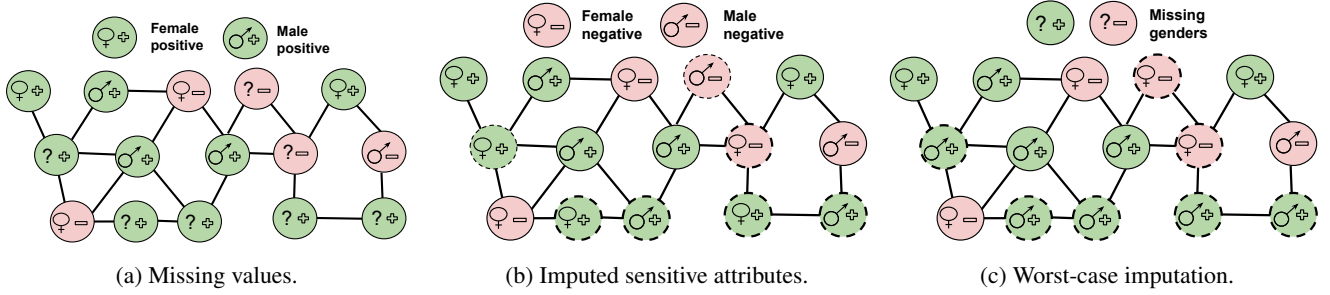


Figure 1: Motivation: In Figure (a), a graph machine learning algorithm is applied to decide who receives credit (positive or negative) based on a possibly missing sensitive attribute, gender (and binary only for illustrative purposes). As shown in Figure (b), traditional missing data imputation does not account for outcomes (positive/negative), and thus, their imputed values can under-represent the bias of the complete dataset—demographic parity (DP) is 0.09 in this example. This paper proposes BfTS, an imputation method for graph data that optimizes fairness in the worst-case imputation scenario using adversarial learning, as shown in Figure (c), where DP is 0.47.

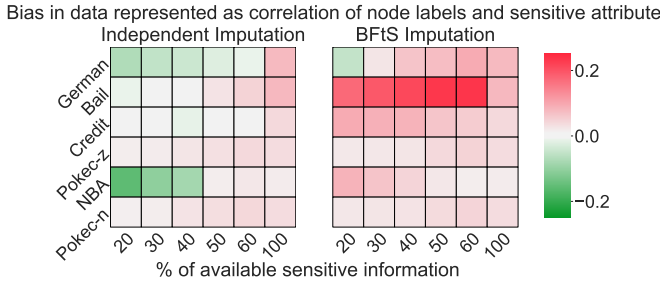


Figure 2: Bias in training (i.e., the correlation between the sensitive attribute and node labels) for independent imputation and our approach (BfTS) with varying missing ratios. The rightmost column shows the true bias. Compared with BfTS, independent imputation often underestimates the true bias in the data.

tion and true class labels of different datasets (details in supp. material) in Figure 2. We use a Graph Convolutional Network (GCN) to predict the missing sensitive values. When $< 50\%$ sensitive information is available, the predicted value underrepresented the true underlying bias in all datasets. Our method, BfTS, can better represent the true bias in the dataset. Our results provide strong evidence that off-the-shelf imputation methods often misguide fair graph machine learning algorithms due to underestimated bias.

We propose Better Fair than Sorry (BfTS), which is a 3-player adversarial learning framework for missing sensitive value imputation. Figure 3 provides an overview of the proposed approach. The GNN f_C interacts with two adversaries f_A and f_I . f_A attempts to predict sensitive values based on the representations learned by f_C while f_I imputes missing values that help f_A maximize its accuracy. As a high accuracy of f_A indicates high bias in the representations learned by f_C , f_C 's parameters are optimized to minimize the bias of its representations in the worst case in terms of fairness. Our experiments show that BfTS achieves a better accuracy \times fairness trade-off than existing approaches. We summarize the contributions of this paper as follows:

- We propose Better Fair than Sorry (BfTS), a novel 3-player adversarial learning framework for the imputation of missing sensitive data that produces worst-case

imputed values for fair GNNs and is effective even when sensitive attribute information is completely unavailable.

- We prove that the maximal demographic parity (Eq. 8) of BfTS is minimal among all estimators of missing sensitive attributes and that BfTS is robust to convergence issues in adversarial training.
- We show empirically that BfTS achieves a better fairness \times accuracy trade-off than the existing alternatives.

1.1 Related Work

Fairness in graph machine learning. We divide the work in this area into three main directions (pre-processing, extended objective functions, and adversarial learning). FairOT, FairDrop, FairSIN, EDITS, and Graphair are pre-processing techniques that remove the bias from the graph before training [Laclau *et al.*, 2021; Spinelli *et al.*, 2021; Yang *et al.*, 2024; Dong *et al.*, 2022; Ling *et al.*, 2023]. Fairwalk, Crosswalk, Debayes, MONET, NIFTY, FairVGNN, PFR-AX, and FairGAE modify the objective function of GNNs to learn fair representations during training [Rahman *et al.*, 2019; Khajehnejad *et al.*, 2022; Buyl and De Bie, 2020; Palowitch and Perozzi, 2019; Agarwal *et al.*, 2021; Wang *et al.*, 2022; Merchant and Castillo, 2023; Fan *et al.*, 2021]. CFC, FLIP, DKGE, and Debias train adversarial networks along with GNN for fair prediction [Bose and Hamilton, 2019; Masrour *et al.*, 2020; Arduini *et al.*, 2020; Zhang *et al.*, 2018]. However, different from our work, all these methods require fully observed sensitive attributes to ensure fairness.

Missing Data Imputation and fairness. Missing data can be imputed using unconditional mean, reconstruction, preferential attachment, autoencoders, etc. [Donders *et al.*, 2006; Pereira *et al.*, 2020; Huisman, 2009]. The traditional procedure for handling missing data is to first impute the missing values, and then solve the task [Rossi *et al.*, 2021; Buck, 1960]. SAT is a matching-based GNN for graphs with missing attributes [Chen *et al.*, 2020], but it does not account for fairness. Training a classifier from imputed data can amplify the unfairness of a machine learning model, as discussed in [Subramonian *et al.*, 2022; Zhang and Long, 2021; Feng *et al.*, 2023]. Some studies try to generate fair feature imputations. [Subramonian *et al.*, 2022] has modified

mean aggregation feature imputation to minimize discrimination risk against protected groups. [Feng *et al.*, 2023] has proposed recursive partitioning and fair uniform resampling for fair classification with missing values. However, as the approaches discussed earlier, these methods require full knowledge of the protected attributes.

Fairness with missing protected attributes. These studies are the ones most related to ours. One extreme assumption is the complete unavailability of sensitive information. [Hashimoto *et al.*, 2018] takes into account the worst-case distribution across a given group size, and [Lahoti *et al.*, 2020] adversarially reweights training samples to optimize the average loss. [Chai and Wang, 2022] employs top k average loss minimization to guarantee fairness. [Zhao *et al.*, 2022] minimizes the correlation between the predictions and other features associated with sensitive attributes. [Yan *et al.*, 2020] achieves fairness via class re-balancing and [Chai *et al.*, 2022] uses soft labels from an overfitted teacher model. In practice, some sensitive information is often available and can significantly improve fairness [Chai and Wang, 2022]. FairGNN [Dai and Wang, 2021] assumes limited sensitive information and learns a fair GNN by predicting the missing values with an independent imputation model. RNF [Du *et al.*, 2021] generates proxy annotations for missing attributes using generalized cross-entropy [Zhang and Sabuncu, 2018]. Similar to RNF, our approach (BFtS) handles completely or partially missing sensitive information. BfTS applies a 3-player scheme to minimize the maximum possible bias and outperforms FairGNN and RNF in terms of fairness \times accuracy. Minimizing the maximum instead of the average risk has been shown to achieve better guarantees [Shalev-Shwartz and Wexler, 2016]. A similar minmax approach has been applied to maximize the robustness and accuracy of uncertainty models [Löffberg, 2003; Lanckriet *et al.*, 2002; Chen *et al.*, 2017; Fauß *et al.*, 2021]. In [Nguyen *et al.*, 2017; Vandenhende *et al.*, 2019], a 3-player adversarial network is proposed to improve the classification and stability of adversarial learning.

2 Problem Definition and Preliminaries

In this section, we formalize the problem addressed in this paper and introduce the Graph Neural Network model, which is our base model for node classification. For simplicity, we only consider binary-sensitive attributes. By modifying the loss function in Eq. 2 to categorical cross entropy and MSE, BfTS can be generalized for non-binary and continuous protected attributes, respectively.

2.1 Notation and Problem Definition

Let $\mathcal{G} = (\mathcal{V}, \mathcal{E}, \mathcal{X}, \mathcal{S})$ be an undirected graph where \mathcal{V} is the set of nodes, $\mathcal{E} \subseteq \mathcal{V} \times \mathcal{V}$ is the set of edges, \mathcal{X} are node attributes, and \mathcal{S} is the sensitive attribute. The matrix $A \in \mathbb{R}^{N \times N}$ is the adjacency matrix of \mathcal{G} where $A_{uv} = 1$ if there is an edge between u and v and $A_{uv} = 0$, otherwise. We focus on the setting where sensitive attributes might be missing and only $\mathcal{V}_S \subseteq \mathcal{V}$ nodes include the information of the sensitive attribute s_v for a node v . The sensitive attribute forms two groups, which are often called sensitive ($s_v = 1$) and non-sensitive ($s_v = 0$).

We consider the fair node classification task, where the goal is to learn a classifier f_C to predict node labels $y_v \in \{0, 1\}$ based on a training set $\mathcal{V}_L \subseteq \mathcal{V}$. Without loss of generality, we assume that the class $y = 1$ is the desired one (e.g., receive credit or bail). Given a classification loss \mathcal{L}_C and a fairness loss \mathcal{L}_A , the goal is to minimize their combination:

$$\min_{f_C} \mathcal{L}_C(f_C) + \alpha \mathcal{L}_A(f_C)$$

Computing fairness loss \mathcal{L}_A requires sensitive attributes s_v . The main challenge addressed in this paper is due to our assumption that sensitive attributes can be missing. In this scenario, one can apply an independent imputation model $s_v \approx f_I(X[v])$ to predict missing sensitive attributes before training the fair classifier. However, the fairness of the resulting classifier will be highly dependent on the accuracy of f_I , which is the key motivation for our work. In particular, we consider two scenarios to motivate our solution:

Sensitive attributes missing completely at random (MCR) at a high rate: The missingness process can be modeled by a Bernoulli distribution $Bern(\beta)$ with β close to 1 and thus f_I is expected to have a high error rate. Thus, the bias \mathcal{L}_A can be underestimated by the fair classification model.

Adversarily missing sensitive attributes: The missingness process is generated by an adversary that manipulates f_I to artificially decrease the fairness loss \mathcal{L}_A . As an example, the adversary might select missing values to flip the predictions of s_v for nodes that are both in the protected group and the undesired class ($y = 0$). These scenarios are particularly relevant in graphs as they can exploit structural graph properties (see Sec. 4.1).

As an independent imputation cannot be trusted in these scenarios, we propose an interactive (3-player) worst-case imputation model for fair classification described in Sec. 3.

2.2 Graph Neural Network

Two of the models (or players) learned by our model are GNNs. Without loss of generality, we will assume that they are message-passing neural networks [Gilmer *et al.*, 2017], which we will simply refer to as GNNs. A GNN learns node representations \mathbf{h}_v for each node v that can be used to predict (categorical or continuous) values $y_v = f(\mathbf{h}_v)$. These representations are learned via successive AGGREGATE and COMBINE operations defined as follows:

$$\mathbf{h}_v^k = \text{COMBINE}^k(\mathbf{h}_v^{k-1}, \text{AGGREGATE}^{k-1}(\mathbf{h}_u^{k-1}, A_{u,v} = 1)).$$

where \mathbf{a}_v^k aggregates the messages received by the neighbors of v in \mathcal{G} and \mathbf{h}_v^k are representations learned at the k -th layer.

3 Fairness-Aware Adversarial Missing Data Imputation for Graphs

We introduce a graph learning framework, which we call BfTS (Better Fair than Sorry), that allows fair GNN training in a setting with missing sensitive data. BfTS applies a 3-player adversarial learning scheme, where the fair GNN is trained jointly with two adversaries—one to predict sensitive

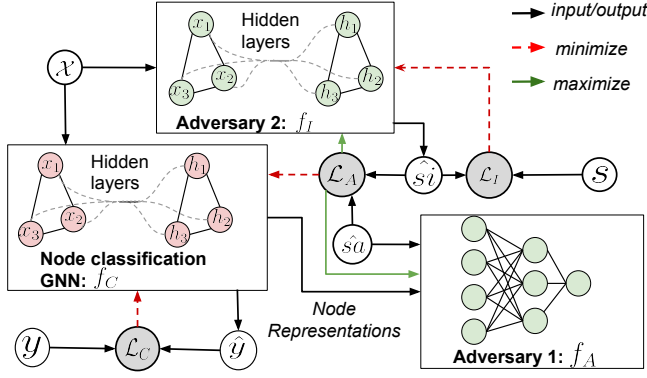


Figure 3: Proposed 3-player framework for fair GNN training with missing data imputation (BFtS). f_C generates node representations by minimizing the classification loss \mathcal{L}_C (Eqn. 1) and maximizing sensitive attribute prediction loss \mathcal{L}_A (Eqn. 3). f_A predicts sensitive attributes using the representations from f_C by minimizing \mathcal{L}_A . f_I predicts missing values by minimizing the imputation loss \mathcal{L}_I (Eqn. 2) and maximizing \mathcal{L}_A . \hat{y} , \hat{s}_i , \hat{s}_a are the predictions generated by f_C , f_I and f_A , respectively.

attributes based on GNN embeddings and another to impute missing values that minimize fairness. As a result, fairness assessments by the GNN are based on the worst-case imputed values generated by the adversarial imputation.

3.1 Proposed Model (BFtS)

Our goal is to learn a fair and accurate GNN $\hat{y} = f_C(\mathcal{G}, \mathcal{X})$ for node classification with missing sensitive values. The proposed solution is model-agnostic and based on adversarial learning. It formulates the imputation model as a second adversary of the GNN.

Figure 3 depicts the flow diagram of the proposed model. The model has three primary components: a missing sensitive attribute imputation GNN f_I , a node classification GNN f_C , and a sensitive attribute Deep Neural Net (DNN) prediction f_A . f_C takes \mathcal{X} and \mathcal{G} as inputs and predicts the node labels. f_A is an adversarial neural network that attempts to estimate the sensitive information from the final layer representations of f_C to assess the bias. More specifically, it f_C is assumed to be biased if the adversary f_A can accurately predict the sensitive attribute information from the representations of f_C . To train f_C , we need to know the values of the missing sensitive attributes. f_I predicts the missing sensitive attributes. It takes \mathcal{X} and \mathcal{G} as inputs and generates the missing sensitive attributes \hat{s}_i . f_I aims to generate sensitive values that minimize the fairness of f_C . Therefore, it works as a second adversary to the model.

We will formalize the architecture of the players, define their loss functions, and describe the training procedure for our approach in the next section.

Player architectures

This section describes the architecture of each player in BfTS.

GNN classifier f_C : Node classification model $\hat{y}_v = f_C(x_v, \mathcal{G})$ implemented using a GNN. We assume that f_C does not apply sensitive attributes but uses other attributes in

\mathcal{X} that might be correlated with sensitive ones. The goal of f_C is to achieve both accuracy and fairness. To improve fairness, f_C tries to minimize the loss of adversary f_A .

Sensitive attribute predictor (Adversary 1) f_A : Neural network that applies representations \mathbf{h}_v generated by f_C to predict sensitive attributes as $\hat{s}_a = f_A(\mathbf{h}_v)$. f_C is fair if f_A performs poorly.

Missing data imputation GNN (Adversary 2) f_I : Predicts missing sensitive attributes as $\hat{s}_i = f_I(x_v, \mathcal{G})$. However, besides being accurate, f_I plays the role of an adversary to f_C by predicting values that maximize the accuracy of f_A .

Loss Functions

Here, we describe the loss functions applied in our approach.

Node Classification Loss Let $\hat{y} = f_C(X, G)$ be the predictions of f_C . We apply the cross-entropy loss to f_C 's predictions as follows:

$$\mathcal{L}_C = -\frac{1}{|\mathcal{V}_C|} \sum_{v \in \mathcal{V}_C} \hat{y}_v \log(\hat{y}_v) + (1 - \hat{y}_v) \log(1 - \hat{y}_v). \quad (1)$$

Sensitive Attribute Imputation Loss Because sensitive attributes tend to be imbalanced in real datasets, f_I applies the Label-Distribution-Aware Margin (LDAM) loss [Cao *et al.*, 2019] for classification. Let $\hat{s}_i = f_I(X, G)$ be the one-hot encoded predictions and \hat{s}_i^s be the output of node v for s_v . Then, the LDAM loss of f_I is defined as:

$$\mathcal{L}_I = \frac{1}{|\mathcal{V}_S|} \sum_{v=1}^{|\mathcal{V}_S|} -\log \frac{e^{\hat{s}_i^s - \Delta^s}}{e^{\hat{s}_i^s - \Delta^s} + \sum_{k \neq s} e^{\hat{s}_i^k}}. \quad (2)$$

where $\Delta^j = C/n_j^{\frac{1}{4}}$ and $j \in \{0, 1\}$.

Here C is a constant independent of the sensitive attribute s , and n_j is the number of samples that belong to $s = j$. The LDAM loss is a weighted version of the negative log-likelihood loss. Intuitively, since Δ^j is larger for smaller values of n_j , it ensures a higher margin for the smaller classes.

Furthermore, BfTS can generate fair outputs when very little or no sensitive information is provided. When no or very little sensitive information is available, ($|\mathcal{V}_S| \rightarrow 0$), f_I can impute the sensitive values from the ground truth label y with LDAM loss. We can replace \mathcal{V}_S with \mathcal{V}_L and s with y for each node $v \in \mathcal{V}_L$ in Eqtn 2. The primary argument is that the worst-case fairness model generally assigns a more desired outcome to the non-protected group and a less desired outcome to the protected group. Therefore, the nodes predicted as the minority class will fall into the protected group, and vice versa. Compared to the model f_I trained with LDAM loss with limited sensitive information of \mathcal{V}_S ; without any sensitive information, f_I trained with LDAM loss learns more bias-amplified samples with labels y of \mathcal{V}_L . Depending on the amount of sensitive information available, the user can choose any of these two methods to learn the imputation.

Sensitive Attribute Prediction Loss Given the sensitive information for \mathcal{V}_s , we first replace \hat{s}_i^s by s_v for $v \in \mathcal{V}_s$ and thereby generate \hat{s} . The parameters of f_A are learned using:

$$\mathcal{L}_A = \mathbb{E}_{\mathbf{h} \sim p(\mathbf{h}|\hat{s}=1)} [\log f_A(\mathbf{h})] + \mathbb{E}_{\mathbf{h} \sim p(\mathbf{h}|\hat{s}=0)} [\log(1 - f_A(\mathbf{h}))] \quad (3)$$

Learning the parameters of BFtS

Let θ_C, θ_A , and θ_I be the parameters of models f_C , f_A , and f_I , respectively. We propose learning these parameters jointly via a 3-player adversarial learning scheme. Our goal is for f_I to learn how to impute the missing sensitive values that represent the worst-fairness scenario for the node representations learned by f_C , which depend on the sensitive attribute predictions produced by f_A . This will induce f_C to be both fair and accurate. Thus, θ_C are optimized as follows:

$$\theta_C^* = \arg \min_{\theta_C} \mathcal{L}_C + \alpha \mathcal{L}_A. \quad (4)$$

where α is a hyperparameter that controls the trade-off between accuracy and fairness.

The parameters of the sensitive attribute predictor θ_A only influence the \mathcal{L}_A loss. θ_A are learned by maximizing \mathcal{L}_A :

$$\theta_A^* = \arg \max_{\theta_A} \mathcal{L}_A. \quad (5)$$

To learn the parameters θ_I of the imputation model to generate predictions that are accurate and represent the worst-case scenario for fairness, we apply the following:

$$\theta_I^* = \arg \min_{\theta_I} \mathcal{L}_I - \beta \mathcal{L}_A. \quad (6)$$

Here β is a hyperparameter that controls the trade-off between imputation accuracy and worst-case imputation. The min-max objective between the three players is therefore:

$$\min_{\theta_C} \max_{\theta_I, \theta_A} \mathbb{E}_{\mathbf{h} \sim p(\mathbf{h}|\hat{s}=1)} [\log f_A(\mathbf{h})] + \mathbb{E}_{\mathbf{h} \sim p(\mathbf{h}|\hat{s}=0)} [\log(1 - f_A(\mathbf{h}))]. \quad (7)$$

3.2 Training Algorithm

Algorithm 1 is a high-level description of the key steps applied for training BFtS. It receives the graph \mathcal{G} , labels y , labeled nodes \mathcal{V}_L , nodes with observed protected attributes \mathcal{V}_S and hyperparameters, α and β as inputs and outputs the GNN classifier f_C , sensitive attribute predictor, f_A and missing data imputation GNN f_I . We first estimate \hat{s}_i and then fix θ_C and θ_A to update θ_I . Then we update θ_A with Eq. 5. After that, we fix θ_A and θ_I and update θ_C with Eq. 4 and repeat these steps until convergence. The time complexity analysis of the algorithm is discussed in the Supp. material.

3.3 Theoretical analysis

We will analyze some theoretical properties of BFtS. All the proofs are provided in the Supp. material.

Theorem 1. *The optimal f_I^* generates the worst-case (minimum fairness) imputation so that $\Delta DP_{f_C, f_I^*} \geq \Delta DP_{f_C, f_I}$ where, $\Delta DP_{f_C, f_I} = |p(\hat{y} = 1|\hat{s} = 1) - p(\hat{y} = 1|\hat{s} = 0)|$, $\hat{y} = f_C(\mathcal{G}, \mathcal{X})$ and, $\hat{s} = f_I(\mathcal{G}, \mathcal{X})$.*

f_I generates imputations such that ΔDP in Eqn 8 is maximized for a given classifier f_C .

Algorithm 1 Training BFtS

Input: $\mathcal{G}; y; \mathcal{V}_L; \mathcal{V}_S; \alpha, \beta$

Output: f_C, f_A, f_I

- 1: **repeat**
 - 2: Get the estimated sensitive attributes \hat{s}_i with f_I
 - 3: Fix θ_C and θ_A and update θ_I using Eq. 6
 - 4: Update θ_A using Eq. 5
 - 5: Fix θ_I and θ_A and update θ_C using Eq. 4
 - 6: **until** converge
-

Theorem 2. *f_C is a minimax estimator, its maximal ΔDP is minimal among all estimators of s .*

The optimal GNN classifier f_C^* , will achieve demographic parity ($\Delta DP = 0$ in Eqn 8) for the worst-case imputation (minimum fairness) \hat{s} generated by f_I .

Corollary 2.1. *Let $s' = f(G, X)$ be an imputation method independent of models f_C and f_A , then the Jensen Shannon divergence $JS(p(\mathbf{h}|s' = 1); p(\mathbf{h}|s' = 0)) \leq JS(p(\mathbf{h}|\hat{s} = 1); p(\mathbf{h}|\hat{s} = 0))$.*

The value of $JS(p(\mathbf{h}|s' = 1); p(\mathbf{h}|s' = 0))$ is related to the convergence of adversarial learning. For FairGNN, if s' is inaccurate, $JS(p(\mathbf{h}|s' = 1); p(\mathbf{h}|s' = 0)) \approx 0$ and \mathcal{L}_A in Eq. 4 will be constant. The interplay between the three players makes BFtS more robust to convergence issues because the objective minimizes the upper bound on the JS divergence. This reduces the probability that the divergence vanishes during training (see details in Supp. material).

4 Experiments and Results

We compare our approach for learning fair GNNs for node classification (BFtS) against the state-of-the-art in terms of accuracy and fairness using real and synthetic data. Our code can be found in an anonymous repository¹. The details of the datasets, baselines, and hyperparameters are in the Supp. material. Results with graph attention network and ablation study are also in the Supp. material.

4.1 Selection of Missing Value

We generate missing values synthetically in our experiments. To simulate an adversarial missingness process, we select low-degree nodes to have missing values. This choice is based on previous work showing that low-degree nodes have lower prediction accuracy [Tang *et al.*, 2020; Liu *et al.*, 2023; Ju *et al.*, 2024]. To generate k nodes with missing sensitive data, we choose the k nodes with the lowest degree. The size of \mathcal{V}_S was set to 30% of $|\mathcal{V}|$ unless stated otherwise.

4.2 Evaluation

Accuracy Evaluation: As with many datasets in the fairness literature, our datasets are imbalanced. To evaluate their accuracy, we apply average precision (AVPR) and the F1 score.

Fairness Evaluation: We apply two bias metrics that will be defined based on a sensitive attribute s . Let $s = 0$ be the protected group and $s = 1$ be the non-protected group.

¹<https://anonymous.4open.science/r/BFtS-6ADA>

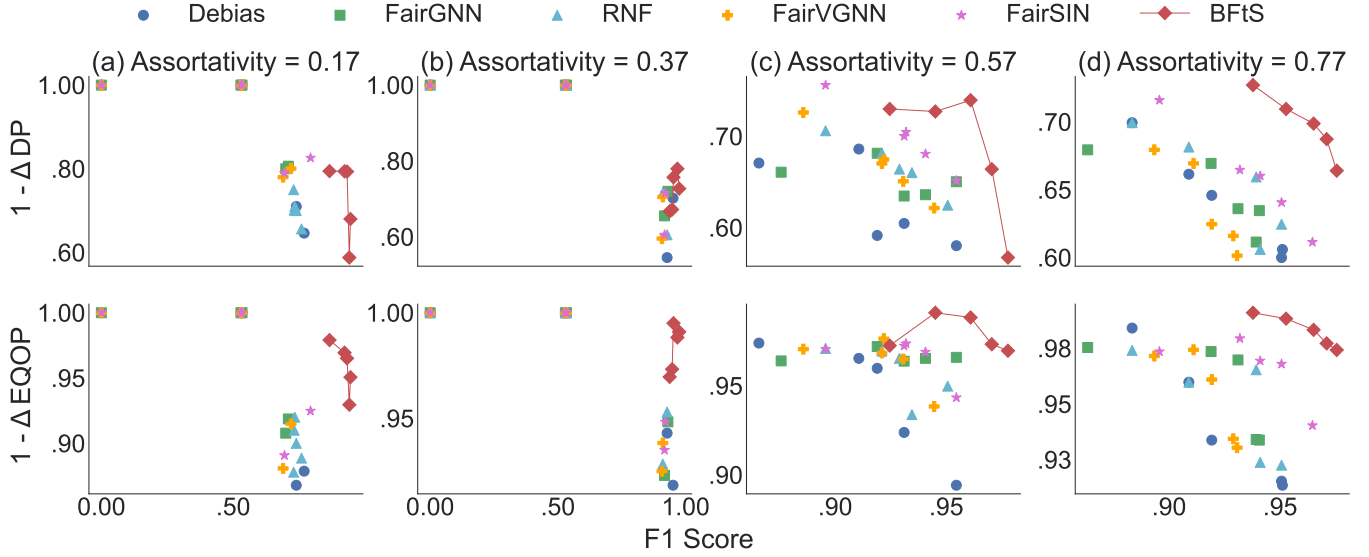


Figure 4: Performance of the methods using the SIMULATION dataset for different values of assortativity coefficients. In the x-axis, we plot the F1 score, and in the y-axis of the top row, we plot $1 - \Delta DP$, and in the y-axis of the bottom row, we plot $1 - \Delta EQOP$. The top right corner of the plot, therefore, represents a high F1 with low bias. When the assortativity is low, other methods fail to learn the node labels. With higher assortativity, though other methods learn the class labels, BFtS is less biased and has similar accuracy. Note that the X-axes have different ranges.

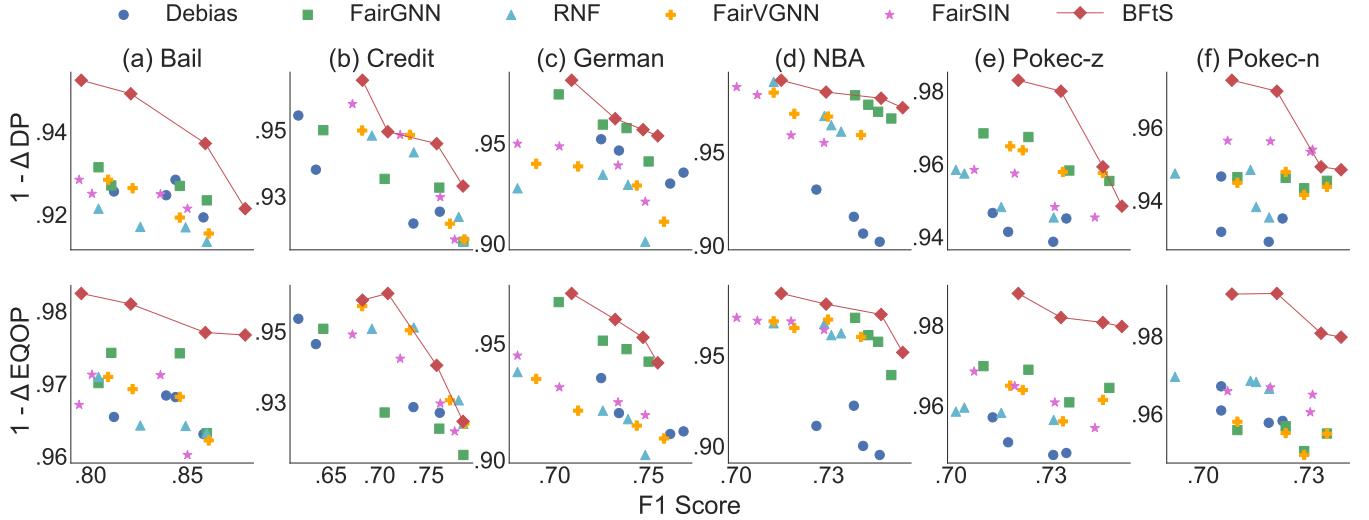


Figure 5: Fairness vs. accuracy for all the methods. The x-axis of each plot shows the F1 score. We plot $1 - \Delta DP$ and $1 - \Delta EQOP$ on the y-axis of rows 1 and 2, respectively. Therefore, the top right corner of the plot represents a high F1 with low bias. Our approach (BFtS) often achieves better fairness for a similar value of F1 compared to the baselines.

	RNF				BFtS			
	AVPR(\uparrow)	F1 Score(\uparrow)	% ΔDP (\downarrow)	% $\Delta EQOP$ (\downarrow)	AVPR(\uparrow)	F1 Score(\uparrow)	% ΔDP (\downarrow)	% $\Delta EQOP$ (\downarrow)
BAIL	0.81 \pm 0.00	0.85 \pm 0.00	11.65 \pm 0.02	8.51 \pm 0.02	0.83\pm0.00	0.86\pm0.00	8.01\pm0.03	4.12\pm0.01
CREDIT	0.80 \pm 0.00	0.76 \pm 0.00	8.01 \pm 0.08	7.25 \pm 0.08	0.82\pm0.00	0.77\pm0.00	5.97\pm0.10	4.96\pm0.06
GERMAN	0.73 \pm 0.00	0.74 \pm 0.00	9.42 \pm 0.04	8.92 \pm 0.12	0.74\pm0.00	0.75\pm0.00	6.42\pm0.11	7.68\pm0.17
NBA	0.70 \pm 0.00	0.70\pm0.00	6.47 \pm 0.03	5.89 \pm 0.05	0.73\pm0.00	0.70\pm0.00	5.19\pm0.01	3.59\pm0.05
POKEC-Z	0.73\pm0.00	0.71 \pm 0.00	6.18 \pm 0.05	6.29 \pm 0.07	0.73\pm0.00	0.73\pm0.00	5.10\pm0.02	3.20\pm0.06
POKEC-N	0.72 \pm 0.00	0.72\pm0.00	7.58 \pm 0.01	7.09 \pm 0.04	0.73\pm0.00	0.70\pm0.00	4.29\pm0.02	3.01\pm0.03

Table 1: AVPR, F1 score, % ΔDP , and % $\Delta EQOP$ without any protected information of BFtS and RNF. Amongst the baselines, only RNF works without any protected information. BFtS outperforms RNF in terms of fairness and accuracy for all baselines.

The *Demographic Parity (DP)* requires the prediction to be independent of the sensitive attribute [Kamiran and Calders, 2009]. We evaluate demographic parity as:

$$\Delta DP(\hat{y}, s) = |p(\hat{y} = 1 | s = 1) - p(\hat{y} = 1 | s = 0)|. \quad (8)$$

Equality of Opportunity (EQOP) calculates the difference between true positive rates between protected and non-protected groups [Hardt et al., 2016] as follows:

$$\Delta EQOP(\hat{y}, s, y) = |p(\hat{y} = 1 | s = 1, y = 1) - p(\hat{y} = 1 | s = 0, y = 1)|. \quad (9)$$

4.3 Results and Analysis

Figure 4 shows the F1 score, $1 - \Delta DP$, and $1 - \Delta EQOP$ for different methods while varying their hyperparameter. We have generated the SIMULATION graph using a stochastic block model with different assortativity coefficients, i.e., the extent to which links exist within clusters compared with across clusters. Learning missing sensitive values and node labels with a low assortativity coefficient is hard and graphs with assortativity 0.17 and 0.37 represent the scenario described in Corollary 1, therefore, the JS divergence tends to be small for independent imputation, which may result in a lack of convergence for the baselines. Figure 4 shows that for assortativity 0.17 and 0.37, FairGNN and Debias fail to predict node labels in multiple cases. As we increase the assortativity, all baselines can predict the labels, but BFtS still achieves a better fairness vs. accuracy trade-off in all cases.

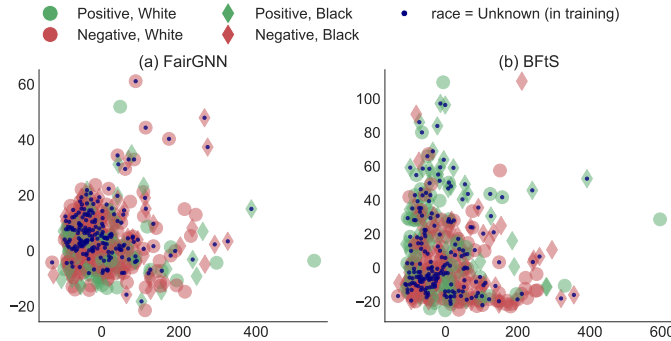


Figure 6: 2-D kernel PCA node representations for the BAIL dataset generated by the FairGNN and BFtS (our approach). We use different markers for nodes depending on their predicted class, sensitive attribute (race), and whether the sensitive attribute is missing. The results show that representations for nodes with missing values are more biased for FairGNN where they are concentrated in a negative class region. On the other hand, nodes with missing values are better spread over the space for BFtS representations. In BFtS, there are more "Race = Black" nodes than in FairGNN that have missing sensitive values in training but are predicted to be positive.

We demonstrate the accuracy vs. fairness trade-off for real datasets in Figure 5. For BFtS, we vary α and β to generate different values of fairness and accuracy. For other models, we vary their respective regularizers. The top right corner of the plot represents high fairness and accuracy. Our model achieves better fairness and similar accuracy to the best baseline for the BAIL, NBA, GERMAN, POKEC-N and POKEC-

Z. For all datasets, BFtS achieves a better fairness-accuracy tradeoff.

Figure 6 shows kernel PCA node representations produced by FairGNN and BFtS using the BAIL dataset. We show the samples with missing "Race" with a navy dot in the middle and samples predicted as positive class and negative class in green and red, respectively. The representations generated by FairGNN are noticeably more biased than the ones generated by our approach. A higher number of "Race = Black" samples with missing sensitive values in training are predicted as positive by BFtS than for FairGNN. Moreover, BFtS spreads nodes with missing values more uniformly over the space. This illustrates how the missing value imputation of FairGNN underestimates the bias in the training data and, therefore, the model could not overcome the bias in the predictions.

Table 1 shows the accuracy and fairness results for BAIL, CREDIT, GERMAN, POKEC-Z, POKEC-N and NBA without any sensitive attribute information. Amongst the baselines, only RNF works in this setting. The results show that BFtS outperforms RNF for the BAIL, GERMAN, and CREDIT. Our approach also outperforms RNF in terms of fairness on POKEC-Z, POKEC-N, and NBA with similar AVPR and F1. As expected, we note that when we have 30% of the sensitive attributes available (Figure 5), we obtain higher fairness than when we have no sensitive attribute information (Table 1).

Table 2 shows the imputation accuracy of the methods. We exclude results for Debias, which is based only on the sensitive information available, and for FairVGNN and FairSIN, as they are identical to FairGNN (same imputation method). The results show that BFtS imputation outperforms independent imputation methods. BFtS worst-case imputation based on the LDAM loss outperforms the alternatives in terms of accuracy. This is due to the adversarial missingness process where low-degree nodes are selected to have missing values. Independent imputation methods are less effective in this adversarial setting.

	German	Credit	Bail	NBA	pokec-z	pokec-n
FairGNN	0.70	0.90	0.56	0.78	0.81	0.84
RNF	0.59	0.73	0.53	0.64	0.65	0.68
BFtS	0.72	0.94	0.63	0.78	0.83	0.87

Table 2: Accuracy of missing sensitive imputation.

5 Conclusion

We present BFtS, a 3-player adversarial learning framework for the imputation of missing sensitive attributes that produce challenging values for graph-based fairness. Our theoretical analysis showed that our approach is more robust to convergence challenges during adversarial training than existing alternatives. We evaluate BFtS using synthetic and real datasets. Our experimental results provide strong evidence that our approach achieves a better fairness \times accuracy trade-off than the baselines.

Our work opens several venues for future research. We will investigate methods for estimating the expected fairness based on the uncertainty over missing values. We are also interested in fair graph machine learning under missing links.

References

- [Agarwal *et al.*, 2021] Chirag Agarwal, Himabindu Lakkaraju, and Marinka Zitnik. Towards a unified framework for fair and stable graph representation learning. In *UAI*, 2021.
- [Angwin *et al.*, 2022] J Angwin, J Larson, S Mattu, and L Kirchner. Machine bias. Auerbach Publications, 2022.
- [Arduini *et al.*, 2020] Mario Arduini, Lorenzo Noci, Federico Pirovano, Ce Zhang, Yash Raj Shrestha, and Bibek Paudel. Adversarial learning for debiasing knowledge graph embeddings. *arXiv preprint*, 2020.
- [Blakely *et al.*, 2021] Derrick Blakely, Jack Lanchantin, and Yanjun Qi. Time and space complexity of graph convolutional networks. *Accessed on: Dec, 31:2021*, 2021.
- [Bose and Hamilton, 2019] Avishek Bose and William Hamilton. Compositional fairness constraints for graph embeddings. In *ICML*, 2019.
- [Buck, 1960] Samuel F Buck. A method of estimation of missing values in multivariate data suitable for use with an electronic computer. *Journal of the Royal Statistical Society: Series B*, 1960.
- [Buyl and De Bie, 2020] Maarten Buyl and Tijl De Bie. De-bayes: a bayesian method for debiasing network embeddings. In *ICML*, 2020.
- [Cao *et al.*, 2019] Kaidi Cao, Colin Wei, Adrien Gaidon, Nikos Archiga, and Tengyu Ma. Learning imbalanced datasets with label-distribution-aware margin loss. In *NeurIPS*, 2019.
- [Chai and Wang, 2022] Junyi Chai and Xiaoqian Wang. Self-supervised fair representation learning without demographics. In *NeurIPS*, 2022.
- [Chai *et al.*, 2022] Junyi Chai, Taeuk Jang, and Xiaoqian Wang. Fairness without demographics through knowledge distillation. In *NeurIPS*, 2022.
- [Chen *et al.*, 2017] Robert S Chen, Brendan Lucier, Yaron Singer, and Vasilis Syrgkanis. Robust optimization for non-convex objectives. In *NeurIPS*, 2017.
- [Chen *et al.*, 2020] Xu Chen, Siheng Chen, Jiangchao Yao, Huangjie Zheng, Ya Zhang, and Ivor W Tsang. Learning on attribute-missing graphs. *TPAMI*, 2020.
- [Current *et al.*, 2022] Sean Current, Yuntian He, Saket Gurkar, and Srinivasan Parthasarathy. Fairegm: Fair link prediction and recommendation via emulated graph modification. In *EEAMO*, 2022.
- [Dai and Wang, 2021] Enyan Dai and Suhang Wang. Say no to the discrimination: Learning fair graph neural networks with limited sensitive attribute information. In *WSDM*, 2021.
- [Donders *et al.*, 2006] A. Rogier T. Donders, Geert J.M.G. van der Heijden, Theo Stijnen, and Karel G.M. Moons. A gentle introduction to imputation of missing values. *Journal of Clinical Epidemiology*, 2006.
- [Dong *et al.*, 2022] Yushun Dong, Ninghao Liu, Brian Jalalian, and Jundong Li. Edits: Modeling and mitigating data bias for graph neural networks. In *WebConf*, 2022.
- [Du *et al.*, 2021] Mengnan Du, Subhabrata Mukherjee, Guanchu Wang, Ruixiang Tang, Ahmed Awadallah, and Xia Hu. Fairness via representation neutralization. In *NeurIPS*, 2021.
- [Fabbri *et al.*, 2020] Francesco Fabbri, Francesco Bonchi, Ludovico Boratto, and Carlos Castillo. The effect of homophily on disparate visibility of minorities in people recommender systems. In *ICWSM*, 2020.
- [Fan *et al.*, 2021] Wei Fan, Kunpeng Liu, Rui Xie, Hao Liu, Hui Xiong, and Yanjie Fu. Fair graph auto-encoder for unbiased graph representations with wasserstein distance. In *ICDM*, 2021.
- [Fauß *et al.*, 2021] Michael Fauß, Abdelhak M Zoubir, and H Vincent Poor. Minimax robust detection: Classic results and recent advances. *IEEE TSP*, 2021.
- [Feng *et al.*, 2023] Raymond Feng, Flavio P Calmon, and Hao Wang. Adapting fairness interventions to missing values. *arXiv preprint*, 2023.
- [Ghallab, 2019] Malik Ghallab. Responsible ai: requirements and challenges. *AI Perspectives*, 2019.
- [Ghani *et al.*, 1998] AC Ghani, CA Donnelly, and GP Garnett. Sampling biases and missing data in explorations of sexual partner networks for the spread of sexually transmitted diseases. *Statistics in Medicine*, 1998.
- [Gilmer *et al.*, 2017] Justin Gilmer, Samuel S Schoenholz, Patrick F Riley, Oriol Vinyals, and George E Dahl. Neural message passing for quantum chemistry. In *ICML*, 2017.
- [Hardt *et al.*, 2016] Moritz Hardt, Eric Price, and Nati Srebro. Equality of opportunity in supervised learning. In *NeurIPS*, 2016.
- [Hashimoto *et al.*, 2018] Tatsunori Hashimoto, Megha Srivastava, Hongseok Namkoong, and Percy Liang. Fairness without demographics in repeated loss minimization. In *ICML*, 2018.
- [Hofmann, 1994] Hans Hofmann. Statlog (German Credit Data). UCI Machine Learning Repository, 1994.
- [Huisman, 2009] Mark Huisman. Imputation of missing network data: Some simple procedures. *Journal of Social Structure*, 2009.
- [Jordan and Freiburger, 2015] Kareem L Jordan and Tina L Freiburger. The effect of race/ethnicity on sentencing: Examining sentence type, jail length, and prison length. *Journal of Ethnicity in Criminal Justice*, 13(3):179–196, 2015.
- [Ju *et al.*, 2024] Mingxuan Ju, Tong Zhao, Wenhao Yu, Neil Shah, and Yanfang Ye. Graphpatcher: mitigating degree bias for graph neural networks via test-time augmentation. In *NeurIPS*, 2024.
- [Kamiran and Calders, 2009] Faisal Kamiran and Toon Calders. Classifying without discriminating. In *ICCC*, 2009.

- [Khajehnejad *et al.*, 2022] Ahmad Khajehnejad, Moein Khajehnejad, Mahmoudreza Babaei, Krishna Gummadi, Adrian Weller, and Baharan Mirzasoleiman. Crosswalk: Fairness-enhanced node representation learning. In *AAAI*, 2022.
- [Kipf and Welling, 2017] Thomas N Kipf and Max Welling. Semi-supervised classification with graph convolutional networks. In *ICLR*, 2017.
- [Laclau *et al.*, 2021] C Laclau, I Redko, M Choudhary, and C Largeton. All of the fairness for edge prediction with optimal transport. In *AISTATS*, 2021.
- [Lahoti *et al.*, 2020] Preethi Lahoti, Alex Beutel, Jilin Chen, Kang Lee, Flavien Prost, Nithum Thain, Xuezhi Wang, and Ed Chi. Fairness without demographics through adversarially reweighted learning. In *NeurIPS*, 2020.
- [Lanckriet *et al.*, 2002] Gert RG Lanckriet, Laurent El Ghaoui, Chiranjib Bhattacharyya, and Michael I Jordan. A robust minimax approach to classification. *JMLR*, 2002.
- [Ling *et al.*, 2023] Hongyi Ling, Zhimeng Jiang, Youzhi Luo, Shuiwang Ji, and Na Zou. Learning fair graph representations via automated data augmentations. In *ICLR*, 2023.
- [Little and Rubin, 2019] Roderick JA Little and Donald B Rubin. *Statistical analysis with missing data*. John Wiley & Sons, 2019.
- [Liu *et al.*, 2023] Zemin Liu, Trung-Kien Nguyen, and Yuan Fang. On generalized degree fairness in graph neural networks. In *AAAI*, 2023.
- [Löfberg, 2003] Johan Löfberg. *Minimax approaches to robust model predictive control*. Linköping University, 2003.
- [Mansoor *et al.*, 2022] Haris Mansoor, Sarwan Ali, Shafiq Alam, Muhammad Asad Khan, Umair Ul Hassan, and Imdadullah Khan. Impact of missing data imputation on the fairness and accuracy of graph node classifiers. In *Big-Data*, 2022.
- [Masrour *et al.*, 2020] Farzan Masrour, Tyler Wilson, Heng Yan, Pang-Ning Tan, and Abdol Esfahanian. Bursting the filter bubble: Fairness-aware network link prediction. In *AAAI*, 2020.
- [Merchant and Castillo, 2023] Arpit Merchant and Carlos Castillo. Disparity, inequality, and accuracy tradeoffs in graph neural networks for node classification. In *CIKM*, 2023.
- [Nguyen *et al.*, 2017] Tu Nguyen, Trung Le, Hung Vu, and Dinh Phung. Dual discriminator generative adversarial nets. *NeurIPS*, 2017.
- [O’Hare and O’Hare, 2019] William P O’Hare and William P O’Hare. Potential explanations for why people are missed in the us census. *Differential Undercounts in the US Census: Who is Missed?*, 2019.
- [Palowitch and Perozzi, 2019] John Palowitch and Bryan Perozzi. Monet: Debiasing graph embeddings via the metadata-orthogonal training unit. *arXiv preprint*, 2019.
- [Pereira *et al.*, 2020] Ricardo Cardoso Pereira, Miriam Seoane Santos, Pedro Pereira Rodrigues, and Pedro Henriques Abreu. Reviewing autoencoders for missing data imputation: Technical trends, applications and outcomes. *JAIR*, 2020.
- [Rahman *et al.*, 2019] Tahleen Rahman, Bartłomiej Surma, Michael Backes, and Yang Zhang. Fairwalk: towards fair graph embedding. In *AAAI*, 2019.
- [Rossi *et al.*, 2021] Emanuele Rossi, Henry Kenlay, Maria I Gorinova, Benjamin Paul Chamberlain, Xiaowen Dong, and Michael Bronstein. On the unreasonable effectiveness of feature propagation in learning on graphs with missing node features. *arXiv preprint*, 2021.
- [Shalev-Shwartz and Wexler, 2016] Shai Shalev-Shwartz and Yonatan Wexler. Minimizing the maximal loss: How and why. In *ICML*, 2016.
- [Spinelli *et al.*, 2021] I Spinelli, S Scardapane, A Hussain, and A Uncini. Fairdrop: Biased edge dropout for enhancing fairness in graph representation learning. *TAI*, 2021.
- [Subramonian *et al.*, 2022] Arjun Subramonian, Kai-Wei Chang, and Yizhou Sun. On the discrimination risk of mean aggregation feature imputation in graphs. In *NeurIPS*, 2022.
- [Tang *et al.*, 2020] Xianfeng Tang, Huaxiu Yao, Yiwei Sun, Yiqi Wang, Jiliang Tang, Charu Aggarwal, Prasenjit Mitra, and Suhang Wang. Investigating and mitigating degree-related biases in graph convolutional networks. In *CIKM*, 2020.
- [Thanh-Tung and Tran, 2020] Hoang Thanh-Tung and Truyen Tran. Catastrophic forgetting and mode collapse in gans. In *2020 international joint conference on neural networks (ijcnn)*, pages 1–10. IEEE, 2020.
- [Vandenhende *et al.*, 2019] Simon Vandenhende, Bert De Brabandere, Davy Neven, and Luc Van Gool. A three-player gan: generating hard samples to improve classification networks. In *MVA*, 2019.
- [Velickovic *et al.*, 2017] Petar Velickovic, Guillem Cucurull, Arantxa Casanova, Adriana Romero, Pietro Lio, Yoshua Bengio, et al. Graph attention networks. *stat*, 1050(20):10–48550, 2017.
- [Vigdor, 2019] Neil Vigdor. Apple card investigated after gender discrimination complaints. New York Times, 2019.
- [Wang *et al.*, 2022] Wang et al. Improving fairness in graph neural networks via mitigating sensitive attribute leakage. In *KDD*, 2022.
- [Weber *et al.*, 2021] Ann M Weber, Ribhav Gupta, Safa Abdalla, Beniamino Cislighi, Valerie Meausoone, and Gary L Darmstadt. Gender-related data missingness, imbalance and bias in global health surveys. *BMJ Global Health*, 2021.
- [Weng, 2019] Lilian Weng. From gan to wgan. *arXiv preprint arXiv:1904.08994*, 2019.
- [Yan *et al.*, 2020] Shen Yan, Hsien-te Kao, and Emilio Ferrara. Fair class balancing: Enhancing model fairness without observing sensitive attributes. In *CIKM*, 2020.

- [Yang *et al.*, 2024] Cheng Yang, Jixi Liu, Yunhe Yan, and Chuan Shi. FairSIN: Achieving fairness in graph neural networks through sensitive information neutralization. In AAAI, 2024.
- [Yeh and Lien, 2009] I-Cheng Yeh and Che-hui Lien. The comparisons of data mining techniques for the predictive accuracy of probability of default of credit card clients. *Expert systems with applications*, 36(2):2473–2480, 2009.
- [Zhang and Long, 2021] Yiliang Zhang and Qi Long. Assessing fairness in the presence of missing data. In *NeurIPS*, 2021.
- [Zhang and Sabuncu, 2018] Zhilu Zhang and Mert Sabuncu. Generalized cross entropy loss for training deep neural networks with noisy labels. In *NeurIPS*, 2018.
- [Zhang *et al.*, 2018] Brian Hu Zhang, Blake Lemoine, and Margaret Mitchell. Mitigating unwanted biases with adversarial learning. In *AIES*, 2018.
- [Zhao *et al.*, 2022] Tianxiang Zhao, Enyan Dai, Kai Shu, and Suhang Wang. Towards fair classifiers without sensitive attributes: Exploring biases in related features. In *WSDM*, 2022.

6 Appendix

This supplementary material includes the following:

- Dataset Details
- Baselines
- Software and Hardware
- Hyperparameter Setting
- Proof of theorems, and corollaries
- Complexity and Running time comparison
- Additional experiments
- Ablation Study

Dataset Details

SIMULATION: We simulate a synthetic graph consisting of 1000 nodes based on the stochastic block model with blocks of sizes 600 and 400, for the majority and minority classes, respectively. We can have different edge probabilities within and across blocks and generate graphs with different assortativity coefficients. The protected attribute s is simulated as $s \sim \text{Bernoulli}(p)$ if $y = 1$ and $s \sim \text{Bernoulli}(1 - p)$ otherwise. The probability $p = 0.5$ generates a random assignment of the protected attribute, while p close to 1 or 0 indicates an extremely biased scenario. For our simulation, we use $p = 0.7$ so that the dataset is unfair. Each node has 20 attributes, of which 8 are considered noisy. The noisy attributes are simulated as $\text{Normal}(0, 1)$ and the remaining ones as $\gamma * y + \text{Normal}(0, 1)$, where γ is the strength of the signal in important features.

BAIL [Jordan and Freiburger, 2015]: Contains 18,876 nodes representing people who committed a criminal offense and were granted bail by US state courts between 1990 and 2009. Defendants are linked based on similarities in their

demographics and criminal histories. The objective is to categorize defendants as likely to post bail vs. no bail. No-bail defendants are expected to be more likely to commit violent crimes if released. Race information is considered a protected attribute. Features include education, marital status, and profession.

CREDIT [Yeh and Lien, 2009]: The dataset has 30,000 nodes representing people each with 25 features, including education, total overdue counts, and most recent payment amount. The objective is to forecast if a person will or won’t miss a credit card payment while considering age as a sensitive attribute. Nodes are connected based on payment patterns and spending similarities.

GERMAN [Hofmann, 1994]: The dataset consists of 1000 nodes and 20 features (e.g., credit amount, savings, profession) representing clients at a German bank. Labels are credit decisions for a person (good or bad credit). The protected attribute is gender. The goal is to predict who should receive credit.

NBA [Dai and Wang, 2021]: Dataset based on a Kaggle dataset about the National Basketball Association (US). It contains 403 players as nodes connected based on their Twitter activity. Attributes represent player statistics and nationality is considered the protected attribute. The goal is to predict the players’ salaries (above/under the median).

POKEC [?]: This dataset has two variations: POKEC-Z and POKEC-N. The pokec dataset is based on a popular social network in Slovakia. The sensitive attribute in POKEC-Z and POKEC-N are two different regions of Slovakia. The goal is to predict the working field of users.

Baselines

Vanilla: The vanilla model is the basic GNN model trained with cross-entropy loss without any fairness intervention.

Debias [Zhang *et al.*, 2018]: Debias is an adversarial learning method that trains a classifier and an adversary simultaneously. The adversary is trained using the softmax output of the last layer of the classifier. It does not handle missing sensitive data. Hence, we only use $\mathcal{V}_S \in \mathcal{V}$ to calculate the adversarial loss.

FairGNN [Dai and Wang, 2021]: FairGNN first uses a GNN to estimate the missing sensitive attributes. It then trains another GNN-based classifier and a DNN adversary. The adversary helps to eliminate bias from the representations learned by the GNN classifier.

RNF [Du *et al.*, 2021]: RNF imputes the missing sensitive attributes by first training the model with generalized cross entropy [Zhang and Sabuncu, 2018]. It eliminates bias from the classification head. RNF uses samples with the same ground-truth label but distinct sensitive attributes and trains the classification head using their neutralized representations.

FairVGNN [Wang *et al.*, 2022]: FairVGNN learns fair node representations via automatically identifying and masking sensitive-correlated features. It requires complete sensitive information, so we use the same imputation method as FairGNN for the missing values.

FairSIN [Yang *et al.*, 2024]: FairSIN learns fair representations by adding additional fairness-facilitating features. It

also requires complete sensitive information, so we use the same independent imputation method as FairGNN for the missing values. [Yang *et al.*, 2024]:

Software and Hardware

- Operating System: Linux (Red Hat Enterprise Linux 8.9 (Ootpa))
- GPU: NVIDIA A40
- Software: Python 3.8.10, torch 2.2.1, dgl==0.4.3

Hyperparameter settings

Each GNN has two layers and a dropout probability of 0.5. In practice, some sensitive information is often available, unless otherwise stated. Therefore, we concentrate the majority of our experiments on the assumption that there is a limited amount of sensitive information available, and we generate the imputations using the available sensitive information in Equation 2. The \mathcal{V}_S was set to 30% for all experiments unless stated otherwise. \mathcal{V}_L is 300, 400, 1400, 100, 500, 500, and 800 for the SIMULATION, GERMAN, CREDIT, NBA, POKEC-Z, POKEC-N and BAIL datasets, respectively. We adjust the values of α and β for each dataset using cross-validation based on the F1 score. For all baselines, we choose the respective regularizers using cross-validation based on the same metrics. Every model, except RNF, combines the training of several networks with various convergence rates. We stop training RNF based on early stopping to eliminate overfitting. We train the rest of the models for certain epochs and choose the model with the best AVPR. All the results shown in the following section are the average of 10 runs. We use GCN as the GNN architecture for all experiments unless mentioned otherwise.

Proof of Theorems

Theorem 1

Proof. From Eq. 7, the min-max objective of BFtS is:

$$\begin{aligned} & \mathbb{E}_{\mathbf{h} \sim p(\mathbf{h}|\hat{s}=1)}[\log(f_A(\mathbf{h}))] + \mathbb{E}_{\mathbf{h} \sim p(\mathbf{h}|\hat{s}=0)}[\log(1 - f_A(\mathbf{h}))] \\ &= \sum_{\mathbf{h}} p(\mathbf{h}|\hat{s}=1) \log(f_A(\mathbf{h})) + \\ & \sum_{\mathbf{h}} p(\mathbf{h}|\hat{s}=0) \log(1 - f_A(\mathbf{h})) \end{aligned}$$

If we fix θ_C and θ_I , then the optimal f_A^* is $\frac{p(\mathbf{h}|\hat{s}=1)}{p(\mathbf{h}|\hat{s}=1) + p(\mathbf{h}|\hat{s}=0)}$. By substituting the optimal f_A^* in Eq. 7 we get:

$$\begin{aligned} & \min_{\theta_C} \max_{\theta_I} \mathbb{E}_{\mathbf{h} \sim p(\mathbf{h}|\hat{s}=1)} \left[\log \frac{p(\mathbf{h}|\hat{s}=1)}{p(\mathbf{h}|\hat{s}=1) + p(\mathbf{h}|\hat{s}=0)} \right] + \\ & \mathbb{E}_{\mathbf{h} \sim p(\mathbf{h}|\hat{s}=0)} \left[\log \left(1 - \frac{p(\mathbf{h}|\hat{s}=1)}{p(\mathbf{h}|\hat{s}=1) + p(\mathbf{h}|\hat{s}=0)} \right) \right] \end{aligned}$$

We further simplify the objective function and get:

$$\begin{aligned} & \mathbb{E}_{\mathbf{h} \sim p(\mathbf{h}|\hat{s}=1)} \left[\log \frac{p(\mathbf{h}|\hat{s}=1)}{p(\mathbf{h}|\hat{s}=1) + p(\mathbf{h}|\hat{s}=0)} \right] + \\ & \mathbb{E}_{\mathbf{h} \sim p(\mathbf{h}|\hat{s}=0)} \left[\log \frac{p(\mathbf{h}|\hat{s}=0)}{p(\mathbf{h}|\hat{s}=1) + p(\mathbf{h}|\hat{s}=0)} \right] \\ &= \sum_{\mathbf{h}} p(\mathbf{h}|\hat{s}=1) \log \frac{p(\mathbf{h}|\hat{s}=1)}{p(\mathbf{h}|\hat{s}=1) + p(\mathbf{h}|\hat{s}=0)} + \\ & \sum_{\mathbf{h}} p(\mathbf{h}|\hat{s}=0) \log \frac{p(\mathbf{h}|\hat{s}=0)}{p(\mathbf{h}|\hat{s}=1) + p(\mathbf{h}|\hat{s}=0)} \\ &= -\log 4 + 2JS(p(\mathbf{h}|\hat{s}=1); p(\mathbf{h}|\hat{s}=0)) \end{aligned}$$

By removing the constants, we can further simplify the min-max optimization with optimal f_A^* to:

$$\min_{\theta_C} \max_{\theta_I} JS(p(\mathbf{h}|\hat{s}=1); p(\mathbf{h}|\hat{s}=0))$$

The optimal f_I^* thereby maximizes the following objective:

$$JS(p(\mathbf{h}|\hat{s}=1); p(\mathbf{h}|\hat{s}=0))$$

Since $\hat{y} = \sigma(\mathbf{h} \cdot \mathbf{w})$, f_I^* generates imputation so that

$$\min_{\theta_C} \sup_{\hat{s}} JS(p(\hat{y}|\hat{s}=1); p(\hat{y}|\hat{s}=0))$$

The supremum value will make the two probabilities maximally different. Therefore, for the optimal f_I^* we get,

$$\min_{\theta_C} \sup_{\hat{s}} |p(\hat{y}|\hat{s}=1) - p(\hat{y}|\hat{s}=0)|$$

Let $\Delta DP_{f_C, f_I} = |p(\hat{y}=1|\hat{s}=1) - p(\hat{y}=1|\hat{s}=0)|$, then, the optimal f_I^* generates the worst-case (minimum fairness) imputation so that $\Delta DP_{f_C, f_I^*} \geq \Delta DP_{f_C, f_I}$ \square

Theorem 2

Proof. From Theorem 1, we get,

$$\min_{\theta_C} \sup_{\hat{s}} |p(\hat{y}|\hat{s}=1) - p(\hat{y}|\hat{s}=0)|$$

Let us assume that there can be m different \hat{s} that produce sensitive attributes $\hat{s}_1, \hat{s}_2, \dots, \hat{s}_m$. If we let D_i be the uniform distribution over each s_i , then BFtS minimizes the $|p(\hat{y}|\hat{s}=1) - p(\hat{y}|\hat{s}=0)|$ in the worst case over these different distributions D_i . Therefore, f_C^* is a minimax estimator. The objective of Eq. 7 with optimal f^*A, f^*I and f_C^* becomes:

$$\inf_{\hat{y}} \sup_{\hat{s}} |p(\hat{y}|\hat{s}=1) - p(\hat{y}|\hat{s}=0)|$$

As f_C is a minimax estimator, the maximal ΔDP of f_C is minimum amongst all estimators of s \square

At the global minima of f_C , $|p(\hat{y}|\hat{s}=1) - p(\hat{y}|\hat{s}=0)|$ will be minimum. Its minimum value is 0. Therefore, $p(\mathbf{h}|\hat{s}=1) - p(\mathbf{h}|\hat{s}=0) = 0$. The optimal f_C^* achieves demographic parity for the worst case.

Corollary 1

Proof. If s' is a separate imputation independent of f_C and f_A , then the min max game according to [Dai and Wang, 2021] is the following:

$$\min_{\theta_C} \max_{\theta_A} \mathbb{E}_{\mathbf{h} \sim p(\mathbf{h}|s'=1)} [\log f_A(\mathbf{h})] \\ + \mathbb{E}_{\mathbf{h} \sim p(\mathbf{h}|s'=0)} [\log(1 - f_A(\mathbf{h}))].$$

With optimal f_A^* , the optimization problem simplifies to-

$$\min_{\theta_C} -\log 4 + JS(p(\mathbf{h}|s'=1); p(\mathbf{h}|s'=0)).$$

With independent imputation s' , the adversary f_A tries to approximate the lower bound of Jensen Shannon Divergence [Weng, 2019]. In BFtS, the adversarial imputation f_I tries to approximate the upper bound of the JS divergence, and the classifier f_C tries to minimize the upper bound on the JS divergence provided by the adversarial imputation (see Proposition 1). Therefore,

$$JS((p(\mathbf{h}|s'=1); p(\mathbf{h}|s'=0))) \leq JS(p(\mathbf{h}|\hat{s}=1); p(\mathbf{h}|\hat{s}=0)).$$

□

Convergence of adversarial learning for three players vs two players with independent imputation

Let us consider a scenario when the independent missing sensitive value imputation [Dai and Wang, 2021] fails to converge. There are three possible reasons for the convergence to fail:

1. s' is always 1
2. s' is always 0
3. s' is uniform, i.e. $p(\mathbf{h}|s'=1) = p(\mathbf{h}|s'=0)$

In scenario 1 and 2 the supports of $p(\mathbf{h}|s'=1)$ and $p(\mathbf{h}|s'=0)$ are disjoint. According to [Dai and Wang, 2021], the optimization for the classifier with an optimal adversary is

$$\min_{\theta_C} -\log 4 + 2JS(p(\mathbf{h}|s'=1); p(\mathbf{h}|s'=0))$$

As the supports of $p(\mathbf{h}|s'=1)$ and $p(\mathbf{h}|s'=0)$ are disjoint, $JS(p(\mathbf{h}|s'=1); p(\mathbf{h}|s'=0))$ is always 0. The gradient of the JS divergence vanishes, and the classifier gets no useful gradient information—it will minimize a constant function. This results in extremely slow training of the node classifier, and it may not converge.

In scenario 3, \hat{s} is uniform. Therefore, $p(\mathbf{h}|s'=1)$ will be equal to $p(\mathbf{h}|s'=0)$ which results in $JS(p(\mathbf{h}|s'=1); p(\mathbf{h}|s'=0))$ being equal to 0. Moreover, the classifier may assign all training samples to a single class and yet have an adversary that may not be able to distinguish the sensitive attributes of the samples as \hat{s} is random. If the classifier assigns all samples to the majority class, it will achieve low classification loss L_C along with minimum L_A . The training of the classifier may get stuck in this local minima (see Eq. 4). This phenomenon is similar to the mode collapse of GANs [Thanh-Tung and Tran, 2020].

Based on Corollary 1, our approach is more robust to the convergence issues described above.

Complexity analysis

BFtS model consists of two GNNs and one DNN. If we consider GCN for training the GNN, the complexity is $\mathcal{O}(L|V|F^2 + L|E|F)$, where L is the number of layers and F is the nodes in each layer (We assume that the number of nodes in each layer is the same) [Blakely *et al.*, 2021]. The complexity is polynomial, and therefore, BFtS is scalable. The complexity of FairGNN [Dai and Wang, 2021] is the same as the complexity of BFtS. FairGNN makes an additional forward pass to the trained sensitive attribute imputation network. Therefore, the empirical running time of FairGNN is higher than BFtS as described in the next section.

Running Time

Table 3 shows that Debias has the lowest runtime but performs the worst in fairness (See Fig. 4 and 5). BFtS had the second-lowest runtime. While the 3-player network adds complexity, it removes the requirement of training a separate imputation method (as for other benchmarks).

	German	Credit	Bail	NBA	pokec-z	pokec-n
Debias	21.74	110.99	170.95	14.85	650.67	647.62
FairGNN	31.43	229.41	340.48	29.12	1356.57	1234.62
FairVGNN	212.64	10557.79	2554.72	234.57	15956.62	15632.75
RNF	136.67	432.31	655.54	138.31	1945.58	2012.13
FairSIN	615.74	15142.25	2884.34	342.14	20565.13	20456.34
BFtS	28.91	168.88	242.88	22.34	942.35	956.42

Table 3: Running time (secs) of different methods

Additional Experiments

Table 4 shows the average results for BAIL, CREDIT, GERMAN, and NBA datasets. In terms of accuracy and fairness, BFtS outperforms all baseline approaches for the BAIL and NBA datasets. We also outperform competitors on the CREDIT and GERMAN datasets in terms of fairness, with a slight AVPR loss. Although we lose some AVPR in the GERMAN and CREDIT datasets, we win in F1 and the AVPR loss is negligible when compared to the fairness benefit. Table 5 shows the average results for BAIL, CREDIT, GERMAN, and NBA datasets. We have used GAT [Velickovic *et al.*, 2017] to train f_C and f_I . In terms of accuracy and fairness, BFtS outperforms all baseline approaches for the BAIL dataset. We also outperform competitors on the CREDIT, GERMAN, and NBA datasets in terms of fairness with a slight AVPR loss. The AVPR loss is negligible when compared to the fairness benefit.

Ablation Study

To see the impact of α and β , we train BFtS on the GERMAN dataset with different values of α and β . We consider values between $[10^{-3}, 10^{-2}, 10^{-1}, 1, 10]$ for both α and β . Figure 7 shows the ΔDP and F1 of BFtS on the GERMAN dataset. α and β control the impact of the adversarial loss \mathcal{L}_A on the GNN classifier and the missing value imputation GNN, respectively. The figure shows that α has a larger impact than β on the fairness and accuracy of the model.

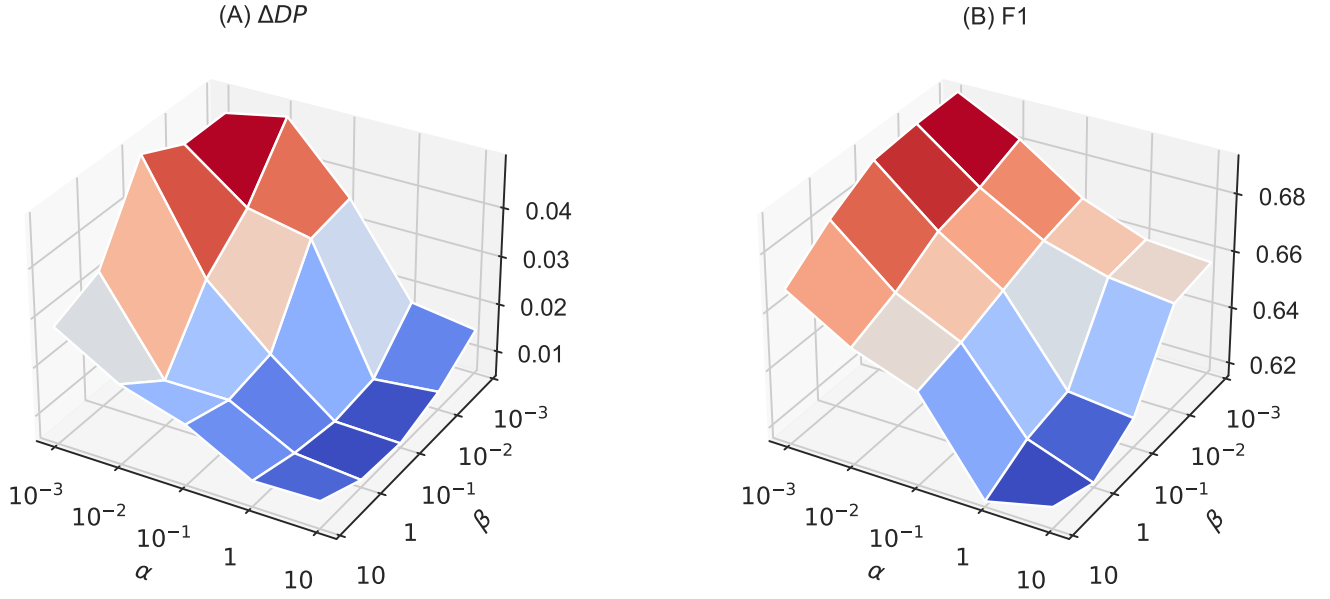


Figure 7: Sensitivity analysis of α and β . BFtS is more sensitive to α than β . These parameters can be optimized using automated techniques, such as grid-search.

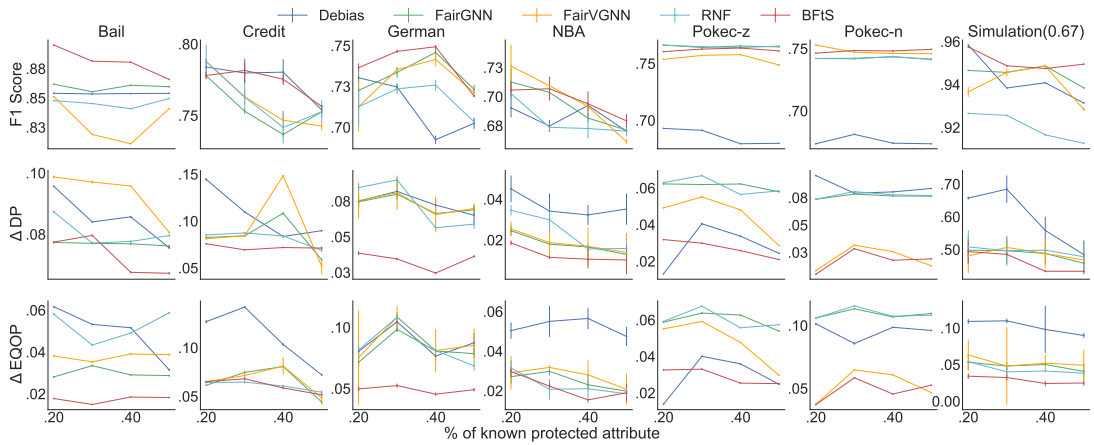


Figure 8: Performance of the models on different datasets for varying amounts of observed data V_S . In the majority of the settings, our approach (BFtS) achieves a better fairness \times accuracy trade-off than the baselines.

		VANILLA	DEBIAS	FairGNN	RNF	FairVGNN	FairSIN	BFtS (Ours)
BAIL	<i>AVPR</i> (\uparrow)	0.86 \pm 0.00	0.81 \pm 0.00	0.82 \pm 0.00	0.81 \pm 0.00	0.80 \pm 0.00	0.81 \pm 0.00	0.83\pm0.00
	<i>F1 score</i> (\uparrow)	0.88 \pm 0.00	0.85 \pm0.00	0.84 \pm 0.00	0.84 \pm 0.01	0.84 \pm 0.00	0.84 \pm 0.00	0.85\pm0.00
	% ΔDP (\downarrow)	19.10 \pm 0.03	8.78 \pm 0.02	7.9 \pm 0.03	8.50 \pm 0.04	9.81 \pm 0.09	8.64 \pm 0.20	6.70\pm0.03
	% $\Delta EQOP$ (\downarrow)	14.20 \pm 0.04	7.50 \pm 0.03	4.10 \pm 0.04	4.70 \pm 0.05	4.79 \pm 0.06	3.92 \pm 0.09	2.70\pm0.00
CREDIT	<i>AVPR</i> (\uparrow)	0.85 \pm 0.00	0.82 \pm 0.00	0.83 \pm 0.00	0.81 \pm 0.00	0.81 \pm 0.02	0.81 \pm 0.02	0.83\pm0.00
	<i>F1 score</i> (\uparrow)	0.79 \pm 0.00	0.73 \pm 0.00	0.76\pm0.00	0.75 \pm 0.01	0.73 \pm 0.00	0.75 \pm 0.00	0.76\pm0.00
	% ΔDP (\downarrow)	12.10 \pm 0.10	8.80 \pm 0.20	5.60 \pm 0.08	5.30 \pm 0.09	7.77 \pm 0.25	5.21 \pm 0.12	5.40\pm0.02
	% $\Delta EQOP$ (\downarrow)	14.50 \pm 0.10	9.20 \pm 0.10	5.90 \pm 0.10	5.10 \pm 0.00	5.56 \pm 0.21	4.95 \pm 0.13	4.50\pm0.01
GERMAN	<i>AVPR</i> (\uparrow)	0.75 \pm 0.00	0.72 \pm 0.00	0.73 \pm 0.00	0.72 \pm 0.01	0.70 \pm 0.01	0.73 \pm 0.00	0.74\pm0.00
	<i>F1 score</i> (\uparrow)	0.78 \pm 0.01	0.73 \pm 0.00	0.73 \pm 0.00	0.72 \pm 0.01	0.72 \pm 0.00	0.72 \pm 0.00	0.74\pm0.00
	% ΔDP (\downarrow)	8.30 \pm 0.10	5.02 \pm 0.20	5.70 \pm 0.30	4.20 \pm 0.00	4.37 \pm 3.06	4.05 \pm 0.08	2.74\pm0.02
	% $\Delta EQOP$ (\downarrow)	7.40 \pm 0.08	6.24 \pm 0.20	5.70 \pm 0.20	5.90 \pm 0.01	3.63 \pm 3.03	4.2 \pm 0.13	1.70\pm0.04
NBA	<i>AVPR</i> (\uparrow)	0.76 \pm 0.00	0.73 \pm 0.00	0.73 \pm 0.00	0.73 \pm 0.00	0.73 \pm 0.07	0.73 \pm 0.01	0.74\pm0.00
	<i>F1 score</i> (\uparrow)	0.73 \pm 0.00	0.67 \pm 0.00	0.70 \pm 0.00	0.69 \pm 0.00	0.69 \pm 0.05	0.70 \pm 0.02	0.71\pm0.00
	% ΔDP (\downarrow)	13.10 \pm 0.02	6.40 \pm 0.04	1.20 \pm 0.03	1.50 \pm 0.05	2.39 \pm 1.2	1.5 \pm 0.21	1.10\pm0.04
	% $\Delta EQOP$ (\downarrow)	11.50 \pm 0.02	5.50 \pm 0.02	5.30 \pm 0.00	3.10 \pm 0.03	4.19 \pm 2.1	3.9 \pm 0.07	2.70\pm0.01
POKEC-Z	<i>AVPR</i> (\uparrow)	0.76 \pm 0.00	0.72 \pm 0.00	0.72 \pm 0.00	0.73\pm0.00	0.72 \pm 0.07	0.71 \pm 0.05	0.73\pm0.00
	<i>F1 score</i> (\uparrow)	0.73 \pm 0.00	0.69 \pm 0.00	0.70 \pm 0.00	0.69 \pm 0.00	0.68 \pm 0.01	0.71 \pm0.03	0.71\pm0.00
	% ΔDP (\downarrow)	12.10 \pm 0.01	7.40 \pm 0.02	5.20 \pm 0.01	5.51 \pm 0.04	5.69 \pm 1.1	5.98 \pm 1.06	4.10\pm0.04
	% $\Delta EQOP$ (\downarrow)	16.50 \pm 0.01	8.50 \pm 0.06	3.30 \pm 0.00	2.10 \pm 0.03	4.19 \pm 1.9	2.1 \pm 1.09	1.70\pm0.03
POKEC-N	<i>AVPR</i> (\uparrow)	0.74 \pm 0.00	0.71 \pm 0.00	0.72 \pm 0.00	0.72 \pm 0.00	0.70 \pm 0.08	0.71 \pm 0.02	0.72\pm0.00
	<i>F1 score</i> (\uparrow)	0.75 \pm 0.00	0.70 \pm 0.00	0.71 \pm 0.00	0.71 \pm 0.00	0.70 \pm 0.03	0.72 \pm 0.04	0.73\pm0.00
	% ΔDP (\downarrow)	11.10 \pm 0.02	5.40 \pm 0.01	2.10 \pm 0.01	2.50 \pm 0.01	2.39 \pm 1.7	2.12 \pm 0.98	1.89\pm0.02
	% $\Delta EQOP$ (\downarrow)	10.50 \pm 0.01	5.50 \pm 0.02	3.10 \pm 0.00	2.90 \pm 0.01	3.19 \pm 2.2	2.1 \pm 0.85	1.80\pm0.01

Table 4: AVPR, F1 score, % ΔDP , and % $\Delta EQOP$ of different methods. For the BAIL, and NBA dataset, we outperform all baselines in terms of accuracy and fairness. For other datasets, we improve fairness while slightly sacrificing accuracy.

		VANILLA	DEBIAS	FAIRGNN	RNF	FairVGNN	FairSIN	BFtS (Ours)
BAIL	<i>AVPR</i> (\uparrow)	0.88 \pm 0.00	0.81 \pm 0.00	0.81 \pm 0.00	0.82 \pm 0.00	0.82 \pm 0.01	0.83 \pm 0.01	0.84\pm0.00
	<i>F1</i> (\uparrow)	0.71 \pm 0.00	0.59 \pm 0.00	0.68 \pm 0.00	0.62 \pm 0.003	0.66 \pm 0.01	0.69 \pm 0.02	0.70\pm0.00
	% ΔDP (\downarrow)	11.10 \pm 0.04	12.70 \pm 0.04	8.20 \pm 0.03	9.80 \pm 0.05	8.48 \pm 0.51	8.31 \pm 0.03	7.9\pm0.04
	% $\Delta EQOP$ (\downarrow)	8.90 \pm 0.01	6.50 \pm 0.06	4.30 \pm 0.03	5.90 \pm 0.01	5.88 \pm 0.08	3.96 \pm 0.21	2.80\pm0.02
CREDIT	<i>AVPR</i> (\uparrow)	0.79 \pm 0.00	0.73 \pm 0.00	0.75 \pm 0.00	0.75 \pm 0.01	0.76\pm0.00	0.74 \pm 0.00	0.74 \pm 0.00
	<i>F1</i> (\uparrow)	0.71 \pm 0.00	0.68 \pm 0.00	0.69 \pm 0.00	0.71\pm0.00	0.70 \pm 0.00	0.70 \pm 0.00	0.71\pm0.00
	% ΔDP (\downarrow)	14.20 \pm 0.02	9.10 \pm 0.02	8.02 \pm 0.05	6.40 \pm 0.04	6.70 \pm 0.05	5.01 \pm 0.20	4.20\pm0.02
	% $\Delta EQOP$ (\downarrow)	18.30 \pm 0.20	15.12 \pm 0.08	12.15 \pm 0.10	10.95 \pm 0.06	9.75 \pm 0.09	9.31 \pm 0.09	8.60\pm0.04
GERMAN	<i>AVPR</i> (\uparrow)	0.73 \pm 0.00	0.70 \pm 0.00	0.71 \pm 0.00	0.72\pm0.00	0.71 \pm 0.00	0.70 \pm 0.00	0.71 \pm 0.00
	<i>F1</i> (\uparrow)	0.74 \pm 0.00	0.71 \pm 0.00	0.70 \pm 0.00	0.72 \pm 0.01	0.71 \pm 0.00	0.71 \pm 0.01	0.72\pm0.00
	% ΔDP (\downarrow)	9.80 \pm 0.07	6.12 \pm 0.06	6.70 \pm 0.10	7.10 \pm 0.00	6.01 \pm 0.06	5.01 \pm 0.02	4.1\pm0.04
	% $\Delta EQOP$ (\downarrow)	10.80 \pm 0.04	6.70 \pm 0.10	5.80 \pm 0.04	6.10 \pm 0.06	5.20 \pm 0.07	4.13 \pm 0.09	3.90\pm0.04
NBA	<i>AVPR</i> (\uparrow)	0.74 \pm 0.00	0.70 \pm 0.00	0.71 \pm 0.00	0.72\pm0.00	0.71 \pm 0.00	0.70 \pm 0.00	0.71 \pm 0.00
	<i>F1</i> (\uparrow)	0.79 \pm 0.00	0.75 \pm 0.00	0.75 \pm 0.00	0.75 \pm 0.00	0.75 \pm 0.01	0.74 \pm 0.08	0.76\pm0.00
	% ΔDP (\downarrow)	7.60 \pm 0.03	4.20 \pm 0.03	2.30 \pm 0.01	3.10 \pm 0.04	2.10 \pm 0.04	3.19 \pm 0.10	2.01\pm0.01
	% $\Delta EQOP$ (\downarrow)	11.20 \pm 0.03	5.40 \pm 0.04	3.30 \pm 0.01	3.30 \pm 0.01	3.12 \pm 0.05	2.91 \pm 0.05	2.10\pm0.01
POKEC-Z	<i>AVPR</i> (\uparrow)	0.78 \pm 0.00	0.73 \pm 0.00	0.74\pm0.00	0.73 \pm 0.00	0.73 \pm 0.07	0.74 \pm 0.05	0.74\pm0.00
	<i>F1 score</i> (\uparrow)	0.75 \pm 0.00	0.71 \pm 0.00	0.72 \pm 0.00	0.72 \pm 0.00	0.73 \pm 0.01	0.73 \pm 0.03	0.74\pm0.00
	% ΔDP (\downarrow)	10.19 \pm 0.07	8.21 \pm 0.08	5.98 \pm 0.07	5.18 \pm 0.08	5.79 \pm 1.08	4.98 \pm 2.01	3.90\pm0.05
	% $\Delta EQOP$ (\downarrow)	12.13 \pm 0.01	6.85 \pm 0.02	2.98 \pm 0.02	2.38 \pm 0.07	3.15 \pm 2.01	2.90 \pm 1.07	1.98\pm0.01
POKEC-N	<i>AVPR</i> (\uparrow)	0.75 \pm 0.00	0.72 \pm 0.00	0.72 \pm 0.00	0.72 \pm 0.00	0.71 \pm 0.08	0.72 \pm 0.04	0.73\pm0.00
	<i>F1 score</i> (\uparrow)	0.78 \pm 0.00	0.75 \pm 0.00	0.75 \pm 0.00	0.74 \pm 0.00	0.74 \pm 0.02	0.75 \pm 0.01	0.76\pm0.00
	% ΔDP (\downarrow)	14.10 \pm 0.01	6.51 \pm 0.02	3.40 \pm 0.02	4.12 \pm 0.02	2.98 \pm 1.9	2.75 \pm 1.2	1.89\pm0.02
	% $\Delta EQOP$ (\downarrow)	12.50 \pm 0.07	5.50 \pm 0.02	3.10 \pm 0.00	2.90 \pm 0.01	3.19 \pm 2.2	2.1 \pm 0.85	1.80\pm0.01

Table 5: AVPR, F1, % ΔDP , and % $\Delta EQOP$ of different methods. GAT is the GNN architecture for all models. For the BAIL dataset, our model outperforms every other baseline in terms of fairness and accuracy. For the GERMAN, NBA and CREDIT datasets, we perform more fairly but less accurately.

We also vary the amount of observed data \mathcal{V}_S and plot the results in Figure 8. We use 20%, 30%, 40%, and 50% of training nodes as \mathcal{V}_S . For nearly all models, fairness increases and accuracy decreases with $|\mathcal{V}_S|$. With BFtS, both accuracy and bias often decline with the increase of \mathcal{V}_S . In the majority of the settings, our approach (BFtS) achieves a better fairness \times accuracy trade-off than the baselines.

To see the impact of LDAM loss, we train f_I with cross-entropy loss and compare the performance with f_I trained with LDAM loss in Table 6. Evidently, LDAM achieves a better trade-off between accuracy and fairness.

Ethical Considerations

Some of the ethical considerations related to our work include privacy, fairness, sustainability, and transparency. Our work is motivated by fairness and privacy. More specifically, missing sensitive values might be because users do not want to disclose their private data. Sustainability and transparency are not the focus of our work. However, we believe that existing methods for interpretable machine learning can improve the transparency of our model. The datasets used in our method are all public information and do not disclose private information from users.

	CROSS ENTROPY f_I				LDAM f_I			
	AVPR (\uparrow)	F1 (\uparrow)	% Δ DP (\downarrow)	% Δ EQOP (\downarrow)	AVPR(\uparrow)	F1(\uparrow)	% Δ DP (\downarrow)	% Δ EQOP (\downarrow)
GERMAN	0.71	0.82	2.10	2.70	0.70	0.81	1.80	2.10
CREDIT	0.81	0.78	6.10	5.70	0.81	0.77	5.50	4.90
BAIL	0.87	0.88	9.10	2.70	0.86	0.88	6.70	1.70
NBA	0.74	0.70	1.11	1.9	0.73	0.70	1.10	1.75
SIMULATION	0.94	0.96	16.00	8.00	0.92	0.96	12.00	5.10

Table 6: Ablation study using LDAM loss and cross-entropy loss for f_C . Using LDAM loss gives a better fairness and accuracy trade-off.