

VM-Rec: A Variational Mapping Approach for Cold-start User Recommendation

Linan Zheng

zhenglinan21s@ict.ac.cn
Institute of Computing Technology,
Chinese Academy of Sciences
Beijing, China

Jiale Chen

chenjiale21s@ict.ac.cn
Institute of Computing Technology,
Chinese Academy of Sciences
Beijing, China

Pengsheng Liu

ie.pslu21@gzu.edu.cn
College of Big Data and information
engineering, Guizhou University
Guiyang, China

Guangfa Zhang

zgf523@gmail.com
Institute of Computing Technology,
Chinese Academy of Sciences
Beijing, China

Jinyun Fang*

fangjy@ict.ac.cn
Institute of Computing Technology,
Chinese Academy of Sciences
Beijing, China

ABSTRACT

The cold-start problem is a common challenge for most recommender systems. With extremely limited interactions of cold-start users, conventional recommender models often struggle to generate embeddings with sufficient expressivity. Moreover, the absence of auxiliary content information of users exacerbates the presence of challenges, rendering most cold-start methods difficult to apply. To address this issue, our motivation is based on the observation that if a model can generate expressive embeddings for existing users with relatively more interactions, who were also initially cold-start users, then we can establish a mapping from few initial interactions to expressive embeddings, simulating the process of generating embeddings for cold-start users. Based on this motivation, we propose a Variational Mapping approach for cold-start user Recommendation (VM-Rec). Firstly, we generate a personalized mapping function for cold-start users based on their initial interactions, and the function's parameters are generated from a variational distribution. For the sake of interpretability and computational efficiency, we model the personalized mapping function as a sparse linear model, where each parameter indicates the association to a specific existing user. Consequently, we use this mapping function to map the embeddings of existing users to an embedding of the cold-start user in the same space. The resulting embedding has similar expressivity to that of existing users and can be directly integrated into a pre-trained recommender model to predict click-through rates or ranking scores. We evaluate our method based on three widely used recommender models as pre-trained base recommender models, outperforming four popular cold-start methods on two datasets under the same base model.

CCS CONCEPTS

• Information systems → Recommender systems.

1 INTRODUCTION

Recommender systems have been widely applied in many fields nowadays, such as e-commerce, news, and video platforms, providing personalized item lists to users. However, most recommender

models struggle to capture the interests of cold-start users, who have limited or no interaction with the recommender system.

In recent years, many studies have focused on the cold-start problem, which can be roughly divided into two categories. The first is based on content[24, 31, 36, 40, 54]. The basic framework involves obtaining an embedding for a cold-start user utilizing rich auxiliary information. This approach solves the problem of non-existent initial embeddings for cold-start users with limited or no interaction. However, content-based heavily relies on the quality of the user profiles, such as age, gender, and occupation, which are challenging to obtain in many cases due to privacy concerns. Therefore, content-based methods are difficult to apply in practice for cold-start user recommendation. Another approach is based on meta-learning[14, 17, 25, 26, 43, 52], whose fundamental concept is considering providing personalized recommendations for each user as a task, following to a common task-level distribution, and the recommender system needs to generalize over a wide variety of users to quickly capture interests of a cold-start user. A personalized user embedding can be obtained based on the initial embedding through optimization steps. However, most meta-learning-based methods tend to overlook the differences in user behavior distribution due to varying degrees of familiarity with the system[7]. Consequently, the majority behavior distribution will dominate during the adaptation phase, which hampers the personalization of cold-start users. Additionally, a sophisticated learning rate needs to be designed to update the initial embedding to a expressive embeddings with limited samples.

To address the aforementioned issues, our approach is built upon the following two concepts: 1) It is a remarkable fact that a considerable number of existing users were also cold-start users initially, and we can obtain both their initial interactions and sufficiently expressive embeddings through a well-trained general recommender model. 2) We observed that when users' initial interactions are consistent, the resulting learned embeddings exhibit similarity or clustering characteristics, as illustrated in Figure 1a. Furthermore, by calculating the average distance between an embedding and other embeddings within its designated cluster (where users with the same initial interactions are grouped into clusters, each requiring a minimum of two distinct embeddings), we observe that a

*Corresponding author.
In progress.

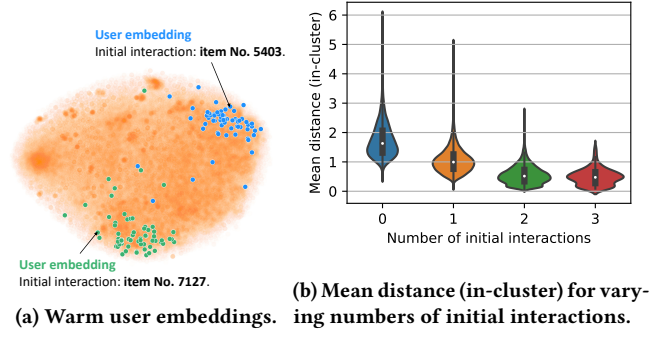


Figure 1: (a) illustrates the results of reducing the dimensionality of pre-trained warm user embeddings using T-SNE[37] after training the BPR model on the Ali Display Ad Click dataset. (b) illustrates the mean distances, corresponding to varying numbers of initial interactions from 0 to 3, are 1.74, 1.05, 0.56, and 0.49, respectively.

greater number of initial interactions, indicative of finer cluster divisions, results in reduced average distances, as illustrated in Figure 1b. When the number of initial interactions is 0, all embeddings belong to the same cluster; however, with the initiation of cluster formation, a significant reduction in the average distance among the embeddings becomes evident. This finding aligns with our intuitive expectations, and thus, we can conclude that users' initial interactions to some extent reveal the approximate distribution of their embeddings. Hence, we can align the initial interactions and embeddings by utilizing the initial interactions to directly predict embeddings that reflect stable interests, instead of generating the embeddings through optimization steps.

To achieve this goal, we propose a personalized Variational Mapping approach for user cold-start Recommendation (VM-Rec), which generates a personalized mapping function based on a cold-start user's initial interactions to predict the embedding. We recognize that there are two difficulties in modeling a personalized mapping function: 1) it is difficult to characterize the parameter distribution of the mapping function; and 2) the mapping function is susceptible to noise when there are few initial interactions to reflect the user's interests[47]. To address these issues, we learn an variational distribution that closely approximates the true parameter distribution to generate the parameters of the personalized mapping function, rather than directly learning the parameter values. Furthermore, given the vast number of existing users, not all embeddings prove efficacious for specific cold-start user. For the sake of simplicity and interpretability, the personalized mapping function is modeled as a sparse linear model, where each parameter characterizes the degree of association between each existing user and the cold-start user. Moreover, a linear model can ensure that the generated user embedding and the existing user embedding are in the same space.

In the mapping stage, each embedding of an existing user is treated as a separate input feature, and the mapping function is used to predict the embedding of the cold-start user. The predicted embeddings are not generated through optimization steps, which

circumvents the issue where using limited interaction samples fails to update initial user embeddings into embeddings with strong expressivity.

The main contributions of this work are summarized as follows:

1. We introduce a novel approach, VM-Rec, aimed at addressing the user cold-start challenge by generating an expressive embedding through a personalized mapping function derived from initial interactions, obviating the necessity for auxiliary content information.
2. VM-Rec is applicable to off-the-shelf recommendation, adaptable to various recommender models, and does not necessitate fine-tuning of the recommender model.
3. We evaluate VM-Rec with three different base recommender models and experimental results demonstrate its effectiveness in alleviating the user cold-start problem compared to baseline approaches on two real-world datasets.

2 PROBLEM DEFINITION

Let $\mathcal{U} = \mathcal{U}^e \cup \mathcal{U}^c$ denote the set of all users, where $\mathcal{U}^e = \{u_1^e, \dots, u_{|\mathcal{U}^e|}^e\}$ denotes the set of existing users, and $\mathcal{U}^c = \{u_1^c, \dots, u_{|\mathcal{U}^c|}^c\}$ denotes the set of cold-start users, with \mathcal{U}^e and \mathcal{U}^c being disjoint. Let $\mathcal{V} = \{v_1, \dots, v_{|\mathcal{V}|}\}$ represent the set of all items, and let $I(u) \subseteq \mathcal{V}$ denote the set of items that user u has interacted with. The pre-trained recommender model is represented by $r(\cdot; \Phi^U, \Phi^V, \Theta_{RS})$, where Φ^U with dimension $|\mathcal{U}^e| \times d$ denotes the embeddings of all existing users \mathcal{U}^e , and for each $u^e \in \mathcal{U}^e$, the corresponding embedding ϕ_{u^e} can be obtained. However, for each $u^c \in \mathcal{U}^c$, the corresponding embedding of u^c is missing, as the recommender model is not updated in real-time and embeddings are not computed in a timely manner for cold-start users. Φ^V with dimension $|\mathcal{V}| \times d$ denotes the embeddings of all items, and for each $v \in \mathcal{V}$, its corresponding embedding is ϕ_v . Θ_{RS} denotes other parameters of the recommender model, such as the weights of multi-layer perceptrons.

For the recommender model r , given a user-item pair (u, v) , the model can calculate the estimated click-through rate or ranking score of user u on item v as $r(u, v; \Phi^U, \Phi^V, \Theta_{RS})$. Due to the missing embeddings of cold-start users, the use of randomly initialized embeddings ϕ_{rand} can result in inaccurate recommendations.

Therefore, we aim to predict an expressive user embedding $\hat{\phi}_{u^c}$ for the cold-start user u^c that can be effectively integrated into the pre-trained recommender model r to achieve more accurate results.

3 METHODOLOGY

In this paper, we propose a variational personalized mapping approach, called VM-Rec. The overall process is illustrated in Figure 2.

For a cold-start user $u^c \in \mathcal{U}^c$, a personalized mapping function $f(\cdot; \mathbf{w})$ is generated, where the function parameters \mathbf{w} depend on the initial interactions $I(u^c)$ of the cold-start user (typically, the number of items interacted by a cold-start user $|I(u^c)|$ is relatively small). Subsequently, an expressive user embedding $\hat{\phi}_{u^c} = f(\Phi^U; \mathbf{w})$ is predicted for the cold-start user to provide the recommender model with the ability to calculate relatively accurate click-through

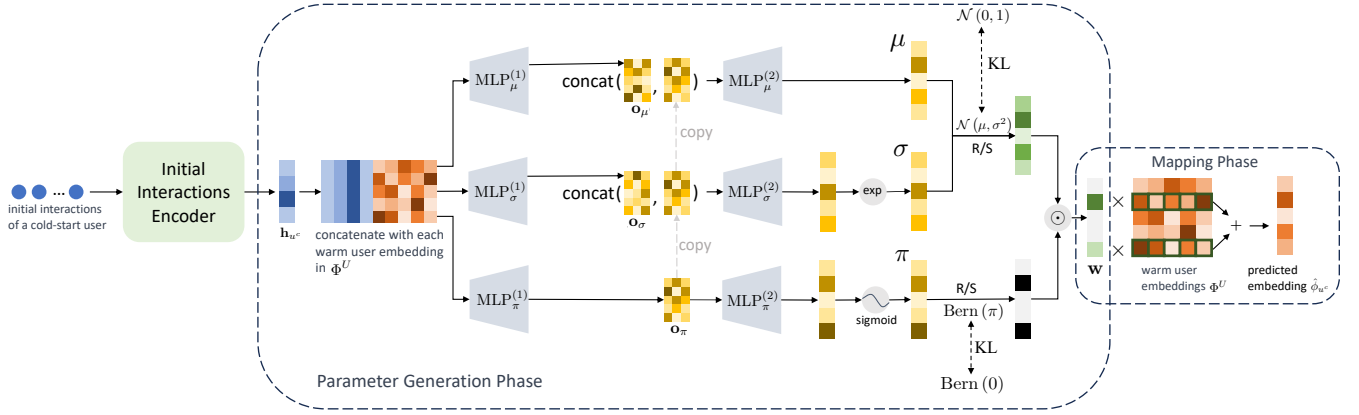


Figure 2: Predicting an expressive embedding for cold-start users involves two main stages: 1. Parameter Generation Phase: Based on the encoding of initial interactions, a variational spike-and-slab distribution is generated, from which parameters for personalized mapping functions are through the process of reparameterization or sampling (R/S). 2. Mapping Phase: The mapping phase effectively involves selecting specific pre-trained warm user embeddings for weighted summation, and obtains the predicted embedding.

rates or ranking scores. The overall process can be expressed as follows:

$$\begin{aligned} \mathbf{w} &= g(I(u^c); \Theta_{\text{PG}}) \\ \hat{\phi}_{u^c} &= f(\Phi^U; \mathbf{w}) \end{aligned} \quad (1)$$

where the function g , with parameter Θ_{PG} , is the parameter generator, which takes the initial interactions as input and outputs the parameters of the personalized mapping function f .

3.1 Personalized Mapping Approach

3.1.1 Initial Interactions Encoder. In order to generate a personalized mapping function given limited initial interactions $I(u^c) = \{v_1^{\text{init}}, \dots, v_K^{\text{init}}\}$ of a cold-start user u^c , with a length of K , we first obtain the item embeddings for each item in the initial interaction sequence by utilizing the item embedding layer of a pre-trained recommender model. We then stack K embeddings to obtain $\mathbf{X}_{u^c} = (\phi_{v_1^{\text{init}}}, \dots, \phi_{v_K^{\text{init}}})^T$ with dimension $K \times d$.

It is important to note that the length of this sequence K is variable, as the number of items in the initial interactions of a cold-start user varies. Furthermore, considering the potential differential impact of distinct items on the encoding of initial interactions, we opt to utilize a multi-head self-attention[39] layer to effectively transform the interactions into a tensor representation \mathbf{h}_{u^c} with dimension d , and \mathbf{h}_{u^c} will be used to generate the parameters of the personalized mapping function in the subsequent steps.

3.1.2 Variational Spike-and-slab Distribution. Considering the large number of users, and not all users' embeddings are significantly associated with the initial interactions of a specific cold-start user, and the predicted embedding of the cold-start user by referring only to a few embeddings of the existing users. As discussed in Section 1, we can describe the personalized mapping function as a sparse linear model, where most parameters are zero, and only a few are non-zero. Specifically, we adopt a variational approach and model

the distribution of each parameter as a spike-and-slab distribution $g(\mathbf{w} | I(u^c))$, which serves as an approximation to the true posterior distribution $p(\mathbf{w} | I(u^c))$. The spike-and-slab distribution[23] is a Bayesian framework-based distribution that facilitates obtaining a sparse model. Sampling from the spike-and-slab distribution can be viewed as a two-stage process: for each parameter w_i , firstly, a random variable s_i is samples from the Bernoulli distribution; then, depending on the value of s_i , if $s_i = 1$, random variable w_i is sampled from the Gaussian distribution, otherwise, w_i attains the fixed value 0, which can be expressed as:

$$\begin{aligned} s_i &\sim \text{Bernoulli}(\pi_i), \\ w_i | s_i = 1 &\sim \mathcal{N}(\mu_i, \sigma_i^2), \\ w_i | s_i = 0 &\sim \delta(w_i). \end{aligned} \quad (2)$$

where $i \in \{1, \dots, |\mathcal{U}^e|\}$ as each parameter w_i corresponds to an existing user u_i^e and characterizes the degree of association with that user. From the above equation, it can be observed that the parameters of the Bernoulli distribution control the sparsity of the model parameters, while the parameters of the Gaussian distribution control the mean and variance of the non-zero parameters in the model.

For cold-start users with different initial interactions, we can finely tune the probability of each parameter being "sparse" by adjusting the parameters of the Bernoulli distribution in the spike-and-slab distribution. Through the learning process, we selectively mask the embeddings of existing users that are irrelevant to the cold-start user. In Section 4.2.3, we will further compare the performance of different variational distributions used for generating sparse models.

3.1.3 Parameter Generation Phase. To facilitate gradient backpropagation, we employ a reparameterization trick to obtain the parameters \mathbf{w} , which allows us to optimize the parameters of earlier layers through gradient descent. As the Bernoulli distribution is a discrete distribution, we utilize the Gumbel Softmax trick[13], a widely

used technique for reparameterizing discrete random variables as continuous ones for efficient gradient-based optimization, to reparameterize the random variable s_i as $\tilde{s}_i = \text{Gumbel-Softmax}(\pi_i; g_i)$, where $g_i \sim \text{Gumbel}(0, 1)$. After obtaining the reparameterized \tilde{s}_i , we can calculate each reparameterized weight \tilde{w}_i of the personalized mapping function as follows[15]:

$$\begin{aligned} \tilde{w}_i | \tilde{s}_i &= \tilde{s}_i \cdot (\mu_i + \epsilon_i \sigma_i) + (1 - \tilde{s}_i) \cdot 0 \\ &= \tilde{s}_i \cdot (\mu_i + \epsilon_i \sigma_i) \end{aligned} \quad (3)$$

where $\epsilon_i \sim \mathcal{N}(0, 1)$.

By introducing two types of noise variables namely g_i and ϵ_i , which are independent of π_i , μ_i and σ_i , we can obtain reparameterized \tilde{w}_i , enabling the computation of gradients and the updating of neural network parameters.

Essentially, our objective is to utilize the spike-and-slab distribution to render personalized mappings akin to a sparse attention mechanism acting upon the entire set of warm user embeddings. The parameters π_i of the spike-and-slab distribution determine the "selection" of a warm user embedding, while μ_i and σ_i are the factors directly responsible for determining the specific values of attention weights.

In order to compute the parameters π_i , μ_i , and σ_i of the spike-and-slab distribution, we commence by concatenating \mathbf{h}_{u^c} and $\phi_{u_i^e}$ to form the input of the neural network, resulting in \mathbf{o}_{π_i} , \mathbf{o}_{μ_i} , and \mathbf{o}_{σ_i} .

$$\mathbf{o}_{\pi_i | \mu_i / \sigma_i} = \text{MLP}_{\pi / \mu / \sigma}^{(1)} \left(\text{Concat} \left(\mathbf{h}_{u^c}, \phi_{u_i^e} \right) \right) \quad (4)$$

To enhance the network's ability to learn μ_i and σ_i more effectively, the information from \mathbf{o}_{π_i} is shared within the network responsible for generating μ_i and σ_i . Moreover, by employing an appropriate activation function, we deduce the parameters π_i , μ_i , and σ_i of the spike-and-slab distribution, as illustrated by the following equations:

$$\begin{aligned} \pi_i &= \text{sigmoid} \left(\text{MLP}_{\pi}^{(2)} \left(\mathbf{o}_{\pi_i} \right) \right) \\ \mu_i &= \text{MLP}_{\mu}^{(2)} \left(\text{Concat} \left(\mathbf{o}_{\mu_i}, \mathbf{o}_{\pi_i} \right) \right) \\ \sigma_i &= \exp \left(\text{MLP}_{\sigma}^{(2)} \left(\text{Concat} \left(\mathbf{o}_{\sigma_i}, \mathbf{o}_{\pi_i} \right) \right) \right) \end{aligned} \quad (5)$$

Thus, we are able to compute \tilde{w}_i using Equation 3. The final parameters of the personalized mapping function are obtained by applying masked Softmax, which applies to the selected non-zero weights to maintain parameter sparsity, thereby excluding the unselected weights from computation.

$$w_i = \text{Masked-Softmax}(\tilde{\mathbf{w}})_i = \frac{\mathbb{1}(C) e^{\tilde{w}_i}}{\sum_{j=1}^{|\mathcal{U}^e|} \mathbb{1}(C) e^{\tilde{w}_j}} \quad (6)$$

where $\mathbb{1}(C)$ is an indicator function that takes the value 1 if condition C is true, and 0 otherwise.

During the training process, as we employ both the initial interactions of warm users and warm embeddings used as ground truth, it is essential to apply masking to the embedding corresponding to the self. This precaution is taken to prevent the emergence of trivial solutions. However, during the inference phase, there is no need for such masking. In typical inference scenarios, we lack knowledge about whether the trained embedding table includes the ID of the cold-start user.

Therefore, during the training phase, it is necessary to simultaneously account for masking out zero entries and the embedding at the self-position, whereas such considerations are unnecessary during the inference phase, as expressed in the following equations:

$$\begin{aligned} C_{\text{train}} &= \{\tilde{w}_i \neq 0 \text{ or } i \neq \text{idx}(u^c)\} \\ C_{\text{infer}} &= \{\tilde{w}_i \neq 0\} \end{aligned} \quad (7)$$

where $\text{idx}(u^c)$ denotes the retrieval of the index of the user u^c within the embedding table.

3.1.4 Mapping Phase. After obtaining the weights of the personalized mapping function, we can use the embeddings of existing users to predict the embedding of a cold-start user u_c , as follows:

$$\hat{\phi}_{u^c} = f \left(\Phi^U; \mathbf{w} \right) = \sum_{i=0}^{|\mathcal{U}^e|} w_i \phi_{u_i^e} \quad (8)$$

where $\phi_{u_i^e}$ represents the pre-trained embedding of an existing user u_i^e , while w_i reflects the contribution of u_i^e towards predicting the embedding of the cold-start user u_c , and w_i can be considered as an attention weight assigned to the existing embeddings, allowing for the computation of the predicted embedding $\hat{\phi}_{u^c}$ for u_c . Furthermore, this process ensures that the predicted embedding remains in the same space as the existing embeddings.

3.2 Model Training and Inference

We can describe the process of generating embeddings based on initial interactions as $X \rightarrow Z \rightarrow Y$, where X , Z , and Y are random variables that respectively represent the initial interaction, the parameters of the personalized mapping function, and the user embedding. The goal is to learn the parameters of the personalized mapping function to maximize the expression of the ground user embedding and to compress the information contained in the initial interactions as much as possible by maximizing the information bottleneck objective[34], as shown in the following equation:

$$O_{\text{IB}} = I(Z, Y) - \beta I(Z, X) \quad (9)$$

To optimize the objective function, we can use the variational information bottleneck (VIB) method[1], which involves maximizing a lower bound on the information bottleneck objective. The lower bound is expressed as follows:

$$\begin{aligned} O_{\text{IB}} \geq \mathbb{E}_u \left[\mathbb{E}_{\mathbf{w} \sim q(\mathbf{w} | I(u))} [\log p(\phi_u | \mathbf{w})] \right. \\ \left. - \beta \text{KL}[q(\mathbf{w} | I(u)), q(\mathbf{w})] \right] \end{aligned} \quad (10)$$

where $q(\mathbf{w} | I(u^c))$ is a variational spike-and-slab distribution used to approximate the true posterior distribution $p(\mathbf{w} | I(u^c))$, and β is a hyperparameter.

The first term in the objective function indicates the desire for the log-likelihood to be maximized given the parameters \mathbf{w} following the approximate distribution q . Thus, when the noise follows a Gaussian distribution, maximizing the log likelihood is equivalent to minimizing the mean squared error (MSE) between the predicted embedding $\hat{\phi}_u$ and the ground embedding ϕ_u , which has already been pre-trained together with the recommender model.

The second term in the objective function indicates that the approximate distribution should have a small Kullback-Leibler (KL)

divergence with the prior distribution. As the approximate distribution is a spike-and-slab distribution consisting of a Bernoulli part and a Gaussian part, we assume that the prior for the Bernoulli part is a Bernoulli distribution with parameter 0, which encourages the model to learn sparse parameters, while the prior for the Gaussian part is a standard Gaussian distribution.

We employ the existing user, i.e. \mathcal{U}^e , as training data because we can obtain both their initial interactions and pre-trained embeddings as ground truth. Consequently, we are able to compute the loss function and optimize the model parameters Θ_{PG} .

Considering the above, we minimize the final objective function as follows:

$$\mathcal{L} = \mathcal{L}_{MSE} + \beta \mathcal{L}_{KL} \quad (11)$$

where

$$\mathcal{L}_{MSE} = \frac{1}{|\mathcal{U}^e|} \sum_{i=1}^{|\mathcal{U}^e|} \left\| f(\Phi^U; \mathbf{w}) - \phi_{u_i} \right\|_2 \quad (12)$$

and

$$\mathcal{L}_{KL} = \frac{1}{|\mathcal{U}^e|} \sum_{i=1}^{|\mathcal{U}^e|} [\text{KL}(\text{Bernoulli}(\boldsymbol{\pi}), \text{Bernoulli}(\mathbf{0})) + \text{KL}(\mathcal{N}(\boldsymbol{\mu}, \boldsymbol{\sigma}), \mathcal{N}(\mathbf{0}, \mathbf{I}))] \quad (13)$$

where $\boldsymbol{\pi}$, $\boldsymbol{\mu}$ and $\boldsymbol{\sigma}$ are calculated by 5, and β controls the sparsity of the model, with higher values of β leading to a sparser model. It should be noted that the trainable parameters are only Θ_{PG} , which includes the initial interaction encoder and the multi-layer perceptron used for reparameterization, while the parameters of the pre-trained base recommender model do not require fine-tuning.

During the inference phase, for a cold-start user u^c , a spike-and-slab distribution $\mathcal{S}(\boldsymbol{\pi}, \boldsymbol{\mu}, \boldsymbol{\sigma})$ is generated. Subsequently, parameters \mathbf{w} are then sampled from this distribution, which serve as the parameters for the personalized mapping function f . Finally, the personalized mapping function is used to map the existing user embeddings Φ^U to the embeddings of this cold-start user $\hat{\phi}_{u^c}$, which is utilized to compute the click-through rate or ranking score.

4 EXPERIMENTS

We conducted extensive experiments to address the following three research questions:

- **RQ1:** How does VM-Rec perform compared to other cold-start methods?
- **RQ2:** What is the impact of the hyperparameter on the performance?
- **RQ3:** What is the impact of using different types of variational distributions?

4.1 Experimental Settings

4.1.1 Datasets and Baselines. We evaluate our method using LastFM[4] and Ali Display Ad Click[33] datasets, and we selected these two datasets for two reasons: 1) they represent different scenarios, i.e., an online music platform and an e-commerce platform, with different levels of item diversity, and 2) they differ in size and sparsity level. The statistical information for the LastFM and Ali Display Ad Click datasets is presented in Table 1.

Table 1: Statistical Information for Datasets

Dataset	#Users	#Items	Sparsity
LastFM	1,892	17,632	2.782×10^{-3}
Ali Display Ad Click	491,647	240,130	1.157×10^{-5}

We employ three well-known collaborative filtering models, namely BPR[27], NGCF[42] and LightGCN[11], as pre-trained base models prior to cold-start recommendation. Consequently, for each pre-trained base model, we compared four baseline methods with our proposed VM-Rec as follows: 1) Fine-tuning based on the pre-trained base recommender model with randomly initialized embeddings. 2) DropoutNet[40], a method addresses the cold-start problem by utilizing neural network models with dropout and utilizing the average of content embeddings to serve as the embedding for a new ID. 3) MetaEmbedding[26], a meta-learning-based method that generates desirable initial embeddings for new IDs, utilizing previously learned IDs through gradient-based meta-learning. 4) MWUF[53], a recommendation framework, employs Meta Scaling and Shifting Networks to improve model fitting for cold ID embeddings (fast adaptation), alleviating noise influence and enhancing cold start recommendations.

Overall, we perform a total of 3 (number of base recommender models) \times 5 (number of cold-start models) experiments to evaluate and compare the performance of various cold-start methods using the specified base recommender models on 2 datasets.

4.1.2 Evaluation Protocol. To simulate a cold-start scenario, we first sort the users in the dataset according to the time of their first interaction and then divide them into training, validation, and test sets in an 8:1:1 ratio. In this context, we utilize the training set to train the base recommender model, while the validation and test sets are utilized to evaluate the performance with respect to cold-start users. Importantly, the data partitioning scheme dictates that users within the training, validation, and test sets do not intersect, and furthermore, the user embeddings within the validation and test sets do not appear within the trained base recommender model. Additionally, we only keep users who have two or more interactions to ensure that each user has at least one initial interaction item and one item for evaluation purposes. To mitigate the influence of cold-start items on evaluating cold-start user recommendations, items that appear in the validation and test sets but not in the training set are removed, because we cannot accurately calculate scores for a new item, and such items would not contribute to evaluate user cold-start methods.

During the evaluation process, we employ a k-shot scenario to simulate user cold-start recommendations in the real-world context. Specifically, for each user, we consider the first k (1, 2, or 3) items from their interaction sequences as observed initial interactions, while the remaining items are used to evaluate the performance of cold-start recommendations (with a positive-to-negative sample ratio of 1:100).

Table 2: Experimental results of different methods on two datasets based on three different base recommender models.

Dataset	Base RS	Model	1-shot		2-shot		3-shot	
			NDCG@5	MRR@5	NDCG@5	MRR@5	NDCG@5	MRR@5
LastFM	BPR	Fine-tuning	0.0872	0.0732	0.1003	0.0836	0.0796	0.0647
		DropoutNet	0.3166	0.2811	0.3803	0.3395	0.4106	0.3714
		MetaEmbedding	<u>0.4529</u>	<u>0.405</u>	<u>0.4483</u>	<u>0.4009</u>	<u>0.4748</u>	<u>0.4232</u>
		MWUF	0.4535	0.4031	0.5095	0.4586	0.5681	0.5153
		VM-Rec	0.5352	0.4875	0.5574	0.5102	0.6226	0.5757
	NGCF	Fine-tuning	0.0972	0.0833	0.0994	0.0848	0.1126	0.0968
		DropoutNet	0.2693	0.2372	0.3246	0.2866	0.3543	0.315
		MetaEmbedding	0.4535	<u>0.4063</u>	0.4493	<u>0.4016</u>	<u>0.4728</u>	<u>0.422</u>
		MWUF	<u>0.4781</u>	0.4297	<u>0.5045</u>	0.4544	0.549	0.4953
		VM-Rec	0.5122	0.4617	0.5319	0.4863	0.5561	0.5098
	LightGCN	Fine-tuning	0.115	0.0984	0.1058	0.091	0.1134	0.0961
		DropoutNet	0.3166	0.2834	0.3482	0.3133	0.3961	0.3575
		MetaEmbedding	0.4473	0.3985	<u>0.4404</u>	<u>0.3921</u>	0.4665	<u>0.4156</u>
		MWUF	<u>0.4649</u>	<u>0.4172</u>	0.5076	0.4587	0.5659	0.5129
		VM-Rec	0.5305	0.4809	0.5479	0.4969	0.6046	0.5528
Ali Display Ad Click	BPR	Fine-tuning	0.1085	0.0923	0.1134	0.0954	0.1317	0.1112
		DropoutNet	0.1807	0.1512	0.1975	0.164	0.1995	0.1665
		MetaEmbedding	0.3539	0.3168	0.3625	0.3246	0.3843	0.3448
		MWUF	<u>0.3625</u>	<u>0.3253</u>	<u>0.4326</u>	<u>0.3936</u>	<u>0.5294</u>	<u>0.4901</u>
		VM-Rec	0.5297	0.483	0.5522	0.5065	0.627	0.5823
	NGCF	Fine-tuning	0.1084	0.0943	0.1219	0.105	0.1321	0.1131
		DropoutNet	0.2145	0.1801	0.2259	0.1889	0.2332	0.1956
		MetaEmbedding	0.3424	0.3046	0.3477	0.3092	0.3685	0.3284
		MWUF	<u>0.337</u>	<u>0.2985</u>	<u>0.4685</u>	<u>0.4255</u>	<u>0.5401</u>	<u>0.4933</u>
		VM-Rec	0.4718	0.4314	0.5648	0.5198	0.5801	0.5334
	LightGCN	Fine-tuning	0.1207	0.105	0.1265	0.1087	0.141	0.1224
		DropoutNet	0.2882	0.2555	0.3162	0.2792	0.3271	0.29
		MetaEmbedding	0.2572	0.2265	0.2633	0.2308	0.281	0.2458
		MWUF	<u>0.2892</u>	<u>0.2551</u>	<u>0.4996</u>	<u>0.4594</u>	<u>0.6072</u>	<u>0.5664</u>
		VM-Rec	0.5103	0.4739	0.6294	0.5921	0.6414	0.6

4.1.3 Implementation Details. For the pre-trained base models¹, we uniformly set the embedding dimension to 64 and the learning rate to 0.001, while using the default other hyperparameter configurations in RecBole².

When training the cold-start model, the following procedures are adopted for each method: 1) For fine-tuning, a random embedding is generated for cold-start users, and based on this, the embedding is directly updated using the observed k initial interactions. 2) In the case of DropoutNet, user/item historical interactions are treated as user/item features, following [43]. The DNN architecture is configured as (800, 800, 400), a configuration that has demonstrated optimal performance in [40]. 3) In the context of MetaEmbedding, in the absence of user profile information, the generator produces a global initial embedding for cold-start users, which is subsequently fine-tuned based on this globally derived initial embedding. 4) In the case of MWUF, the observed k initial interactions are utilized as warm-up phases to optimize the scaling and shift networks. Both networks employ a 3-layer MLP with a dimensionality of 64, consistent with the approach detailed in [53], and the treatment

of features follows the same methodology as the aforementioned DropoutNet. 5) For VM-Rec, the number of heads in the multi-head self-attention used in the initial interactions encoder is set to 4, the hidden layer dimension is set to 64, $MLP_{\pi/\mu/\sigma}^{(1)}$ in equation 4 is set to (128, 128), $MLP_{\pi}^{(2)}$ in equation 5 is set to (128, 1), $MLP_{\mu/\sigma}^{(2)}$ in equation 5 is set to (256, 1), and hyperparameter β is set to 10^{-10} . When training VM-Rec on the Ali Display Ad Click dataset, sampled 50,000 existing user embeddings were used considering computational efficiency. In section 4.2.2, we will discuss the impact of using embeddings with different proportions on performance.

For all the methods, during the training of the cold-start model, the weights of the base recommender model are frozen. The Adam optimizer is employed uniformly, with the learning rate searched from {0.1, 0.01, 0.001, 0.0001}, and weight decay is set to 10^{-5} . To mitigate overfitting, the maximum number of training epochs is restricted to 50, and early stopping is implemented with a patience of 3 based on the performance on the validation set. Ultimately, the criteria NDCG@5 and MRR@5 are applied to the test set for evaluation purposes.

¹The base models are implemented using RecBole[46]

²https://recbole.io/docs/user_guide/model_intro.html

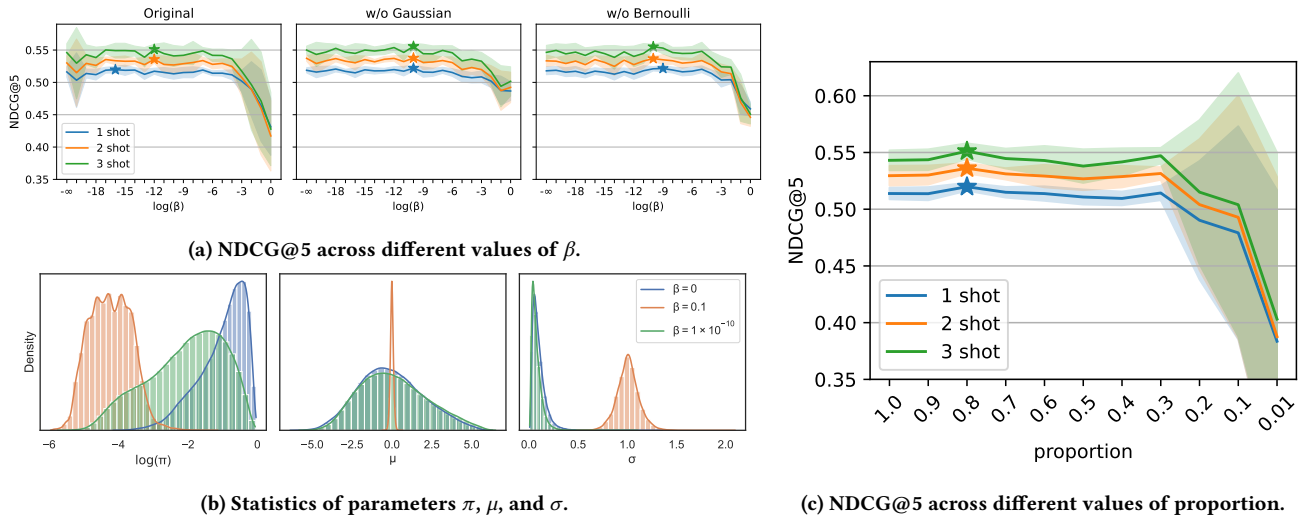


Figure 3: The impact of varying hyperparameters β and proportion on performance. (Experiments are conducted using BPR as the base recommender model and evaluated on LastFM dataset. For 3a and 3c, the solid lines represent the average scores, while the bands depict the standard deviations over 10 runs.)

4.2 Experimental Results

4.2.1 Overall Performance (RQ1). We implemented five cold-start methods based on three base recommender models and compared their performances on two datasets. The experimental results show that our proposed VM-Rec outperforms the baseline methods in terms of NDCG@5 and MRR@5 for 1, 2 and 3-shot scenarios, as illustrated in Table 2.

We observed that on the LastFM dataset, MWUF’s performance was inferior to that of MetaEmbedding. This discrepancy may be attributed to the absence of well-defined content feature representations. To simulate scenarios lacking genuine content features, we followed [43] to artificially construct content features. While the warm user interactions were abundant, providing stable content features, the test set resembled a few-shot scenario with fewer interactions, resulting in a substantial gap in content features between the training and inference. The suboptimal performance of DropoutNet can also be attributed to this issue, as DropoutNet’s inference relies heavily on the average content embedding of interacted items, which is profoundly influenced by the quality of the content. In contrast, MetaEmbedding did not utilize the constructed features in this experimental setting; instead, it learned a global initial embedding, thus avoiding instability in content features. MWUF’s favorable performance on the Ali dataset could be due to the relatively sparse user interactions, resulting in a smaller gap between content features during training and inference. As the shot increases, the constructed content features tend to stabilize, allowing MWUF to outperform MetaEmbedding to a greater extent. However, our proposed VM-Rec excelled in scenarios with a lack of effective features. VM-Rec directly establishes the mapping relationship from initial interactions to warm embeddings, eliminating the need for additional processing in the feature space. It achieves accurate predictions based solely on an understanding of the ID embedding space. Furthermore, experiments conducted based on

three distinct base recommender models illustrate the remarkable adaptability of VM-Rec.

4.2.2 Sensitivity Analysis of Hyperparameters (RQ2). For the hyperparameter β in the objective function 11, as shown in Figure 3a. The first plot illustrates the results using the original formula 13. The second and third plots show the results when removing the Gaussian term and the Bernoulli term, respectively, from formula 13.

We have observed that selecting an appropriate value for β is advantageous for enhancing the model’s performance. Moreover, an excessively large value of β results in pronounced regularization, which can significantly impact the model’s effectiveness. Conversely, when β is small, inadequate regularization leads to a reduced generalization capacity of the model, thereby affecting its performance. It is noteworthy that individually tuning the regularization term on the Bernoulli distribution is less impactful compared to adjusting the regularization term on the Gaussian distribution. This observation suggests a relatively higher sensitivity of the model to the regularization coefficient on the Gaussian term. To further analyze this phenomenon, we compiled the distribution parameters computed from the 1-shot test set, as depicted in Figure 3b. From the graph, it becomes evident that for larger β values, the parameters μ and σ of the Gaussian distribution exhibit more substantial shifts in comparison to the distribution of parameter π . This shift in the parameters of the Gaussian term consequently may lead to a more significant impact on the model.

For using different proportions of existing user embeddings, as shown in Figure 3c, the performance will significantly decrease when using a too small proportion and also lead to larger variance. When the proportion is greater than 0.3, as the proportion increases, the model’s performance changes relatively smoothly. When the proportion is 0.8, it is the optimal choice for 1, 2, and

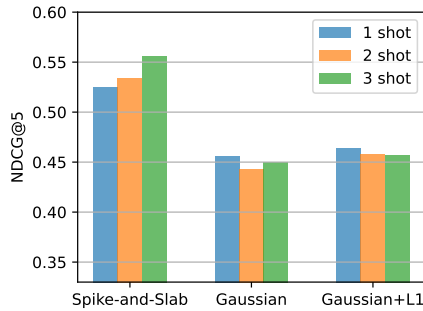


Figure 4: The impact of different variational distributions on performance.

3-shot scenarios. This phenomenon may arise due to a small proportion, where there might be an insufficient number of warm user embeddings available as references, thereby leading to a deterioration in the predictive capability of the personalized mapping function. Conversely, an excessively large proportion retains an excessive number of warm user embeddings, posing challenges in masking those embeddings that do not contribute effectively to predicting for specific initial interactions, consequently resulting in a decline in performance.

4.2.3 Ablation Experiment on the Type of Variational Distribution (RQ3). In order to investigate the impact of different variational distributions on performance, we compared the spike-and-slab distribution, the Gaussian distribution, and the Gaussian distribution with L1 regularization applied to the mapping function’s parameters w . The regularization coefficient was searched from $\{10^{-20}, 10^{-19}, \dots, 0.1, 1\}$.

As shown in Figure 4, the performance using the spike-and-slab distribution outperformed the other two, and NDCG@5 was improved by an average of 19.73% on 1, 2, and 3-shot scenarios compared to using the Gaussian distribution, and by an average of 17.06% compared to using the Gaussian distribution with L1 regularization.

When constructing the personalized mapping function without considering sparsity, that is, by solely utilizing the Gaussian distribution in the variational approach to generate parameters, the abundance of warm user embeddings poses a challenge, as not all contribute meaningfully to predictions. Incorporating all embeddings with equal weighting introduces numerous irrelevant factors, impeding the model’s optimal performance. Although L1 regularization can achieve some level of sparsity, it uniformly penalizes all weights, necessitating fine-tuning of the regularization coefficient via cross-validation. This approach may result in over-simplification or excessive complexity of the model in certain cases.

In contrast, the spike-and-slab distribution is regarded as the gold standard for sparse linear models, offering an effective means to simultaneously achieve sparsity and model flexibility[35]. It allows for the refinement of the probability of each parameter being sparse, as demonstrated in Equation 4. By assimilating information from each warm user embedding, it determines whether a given embedding should be sparse and assigns an appropriate weight.

This mechanism enables fine-grained control over each parameter in the personalized mapping function.

5 RELATED WORKS

In this section, we will provide a brief overview of methods related to cold-start recommendations and the application of variational inference in recommender systems.

5.1 Cold-Start Recommendations

Currently, methods for addressing the cold-start challenge in recommender systems mainly fall into two categories: content-based methods and meta-learning-based methods. In content-based approaches, the fundamental idea involves processing user/item content features through specific models to generate warm embeddings[2, 6, 9, 18, 24, 25, 28, 30, 32, 40, 44, 48, 49, 51, 53]. For instance, in [25], various aggregation techniques are applied to attribute graphs to generate ID embeddings. In [53], cold embeddings are warmed up by transforming content features into scale terms and complementing them with shift terms. In [6, 32], generative adversarial networks are introduced to ensure that the generated embeddings align more closely with the distribution of warm embeddings. Meanwhile, [44, 51] leverage a contrastive learning framework to investigate the correlations between content features and collaborative signals.

There has also been a growing body of work leveraging meta-learning to address the cold-start challenge[3, 8, 10, 12, 14, 17, 20, 26, 38, 41, 43, 50]. For instance, [17] introduced the concept of Model-Agnostic Meta-Learning (MAML)[8] into recommender systems to tackle user cold-start issues. [26] employed meta-learning to generate desirable initial embeddings for new items. [10, 43] utilized structured information from user-item interaction graphs to generate embeddings for new nodes. In [20], heterogeneous information networks and multifaceted semantic contexts were leveraged to address cold-start challenges.

5.2 Variational Inference in RS

Variational inference finds prominent utility within the domain of probabilistic generative models for the estimation of posterior distributions of latent variables. In recent years, a substantial body of research has introduced variational inference into the landscape of recommendation systems[5, 19, 21, 22, 29, 45, 48, 49]. For instance, [19] extended the scope of variational autoencoders (VAE)[16], applying them to collaborative filtering tasks. This entailed the utilization of a model featuring multinomial conditional likelihood for parameter estimation. [21] harnessed variational autoencoders to extract disentangled representations from user behavior, thereby reflecting users’ high-level intentions. Likewise, [45] transposed the paradigm of variational autoencoders to sequence recommendation scenarios, and attenuated inter-dimensional relevance among latent variables using adversarial variational Bayes (AVB) [22], thereby yielding high-quality latent representations. Moreover, [48] construed the learning of embeddings as a distribution estimation endeavor, enhancing the robustness of the resulting embeddings. In a parallel trajectory, [49] investigated the latent variable distribution over item content, subsequently utilizing a conditional decoder to generate ID embeddings for items. Both [5, 29] adopted variational

methodologies to explore what information is more conducive for cross-domain sharing or transferring.

6 CONCLUSIONS

This paper investigates the user cold-start problem in recommendation systems, where models struggle to generate expressive user embeddings due to limited interactions. To overcome this, we propose a variational mapping approach that generates a personalized mapping function for cold-start users to map the embeddings of existing users into a new embedding. We then evaluate our approach on two datasets and three base recommender models, showing that our proposed VM-Rec outperforms baseline methods. Finally, sensitivity analysis and ablation experiments demonstrate the impact of hyperparameters and variational distributions on performance of VM-Rec.

ACKNOWLEDGMENTS

REFERENCES

- Alexander A Alemi, Ian Fischer, Joshua V Dillon, and Kevin Murphy. 2016. Deep variational information bottleneck. *arXiv preprint arXiv:1612.00410* (2016).
- Oren Barkan, Noam Koenigstein, Eylon Yogeve, and Ori Katz. 2019. CB2CF: a neural multiview content-to-collaborative filtering model for completely cold item recommendations. In *Proceedings of the 13th ACM Conference on Recommender Systems*. 228–236.
- Homanga Bharadhwaj. 2019. Meta-learning for user cold-start recommendation. In *2019 International Joint Conference on Neural Networks (IJCNN)*. IEEE, 1–8.
- Iván Cantador, Peter Brusilovsky, and Tsvi Kuflik. 2011. Second workshop on information heterogeneity and fusion in recommender systems (HetRec2011). In *Proceedings of the fifth ACM conference on Recommender systems*. 387–388.
- Jiangxia Cao, Jiawei Sheng, Xin Cong, Tingwen Liu, and Bin Wang. 2022. Cross-domain recommendation to cold-start users via variational information bottleneck. In *2022 IEEE 38th International Conference on Data Engineering (ICDE)*. IEEE, 2209–2223.
- Hao Chen, Zefan Wang, Feiran Huang, Xiao Huang, Yue Xu, Yishi Lin, Peng He, and Zhoujun Li. 2022. Generative adversarial framework for cold-start item recommendation. In *Proceedings of the 45th International ACM SIGIR Conference on Research and Development in Information Retrieval*. 2565–2571.
- Shangfeng Dai, Haobin Lin, Zhichen Zhao, Jianying Lin, Honghuan Wu, Zhe Wang, Sen Yang, and Ji Liu. 2021. POSO: Personalized Cold Start Modules for Large-scale Recommender Systems. *arXiv preprint arXiv:2108.04690* (2021).
- Chelsea Finn, Pieter Abbeel, and Sergey Levine. 2017. Model-agnostic meta-learning for fast adaptation of deep networks. In *International conference on machine learning*. PMLR, 1126–1135.
- Zeno Gantner, Lucas Drummond, Christoph Freudenthaler, Steffen Rendle, and Lars Schmidt-Thieme. 2010. Learning attribute-to-feature mappings for cold-start recommendations. In *2010 IEEE International Conference on Data Mining*. IEEE, 176–185.
- Bowen Hao, Jing Zhang, Hongzhi Yin, Cuiping Li, and Hong Chen. 2021. Pre-training graph neural networks for cold-start users and items representation. In *Proceedings of the 14th ACM International Conference on Web Search and Data Mining*. 265–273.
- Xiangnan He, Kuan Deng, Xiang Wang, Yan Li, Yongdong Zhang, and Meng Wang. 2020. Lightgcn: Simplifying and powering graph convolution network for recommendation. In *Proceedings of the 43rd International ACM SIGIR conference on research and development in Information Retrieval*. 639–648.
- Xiaowen Huang, Jitao Sang, Jian Yu, and Changsheng Xu. 2022. Learning to learn a cold-start sequential recommender. *ACM Transactions on Information Systems (TOIS)* 40, 2 (2022), 1–25.
- Eric Jang, Shixiang Gu, and Ben Poole. 2016. Categorical reparameterization with gumbel-softmax. *arXiv preprint arXiv:1611.01144* (2016).
- Minchang Kim, Yongjin Yang, Jung Hyun Ryu, and Taesup Kim. 2023. Meta-Learning with Adaptive Weighted Loss for Imbalanced Cold-Start Recommendation. *arXiv preprint arXiv:2302.14640* (2023).
- Diederik P Kingma and Max Welling. 2013. Auto-encoding variational bayes. *arXiv preprint arXiv:1312.6114* (2013).
- Diederik P Kingma and Max Welling. 2013. Auto-encoding variational bayes. *arXiv preprint arXiv:1312.6114* (2013).
- Hoyeop Lee, Jinbae Im, Seongwon Jang, Hyunsouk Cho, and Sehee Chung. 2019. Melu: Meta-learned user preference estimator for cold-start recommendation. In *Proceedings of the 25th ACM SIGKDD International Conference on Knowledge Discovery & Data Mining*. 1073–1082.
- Jingjing Li, Mengmeng Jing, Ke Lu, Lei Zhu, Yang Yang, and Zi Huang. 2019. From zero-shot learning to cold-start recommendation. In *Proceedings of the AAAI conference on artificial intelligence*, Vol. 33. 4189–4196.
- Dawen Liang, Rahul G Krishnan, Matthew D Hoffman, and Tony Jebara. 2018. Variational autoencoders for collaborative filtering. In *Proceedings of the 2018 world wide web conference*. 689–698.
- Yuanfu Lu, Yuan Fang, and Chuan Shi. 2020. Meta-learning on heterogeneous information networks for cold-start recommendation. In *Proceedings of the 26th ACM SIGKDD International Conference on Knowledge Discovery & Data Mining*. 1563–1573.
- Jianxin Ma, Chang Zhou, Peng Cui, Hongxia Yang, and Wenwu Zhu. 2019. Learning disentangled representations for recommendation. *Advances in neural information processing systems* 32 (2019).
- Lars Mescheder, Sebastian Nowozin, and Andreas Geiger. 2017. Adversarial variational bayes: Unifying variational autoencoders and generative adversarial networks. In *International conference on machine learning*. PMLR, 2391–2400.
- Toby J Mitchell and John J Beauchamp. 1988. Bayesian variable selection in linear regression. *Journal of the american statistical association* 83, 404 (1988), 1023–1032.
- Kaixiang Mo, Bo Liu, Lei Xiao, Yong Li, and Jie Jiang. 2015. Image feature learning for cold start problem in display advertising. In *Twenty-Fourth International Joint Conference on Artificial Intelligence*.
- Wentao Ouyang, Xiuwu Zhang, Shukui Ren, Li Li, Kun Zhang, Jinmei Luo, Zhaojie Liu, and Yanlong Du. 2021. Learning graph meta embeddings for cold-start ads in click-through rate prediction. In *Proceedings of the 44th International ACM SIGIR Conference on Research and Development in Information Retrieval*. 1157–1166.
- Feiyang Pan, Shuokai Li, Xiang Ao, Pingzhong Tang, and Qing He. 2019. Warm up cold-start advertisements: Improving ctr predictions via learning to learn id embeddings. In *Proceedings of the 42nd International ACM SIGIR Conference on Research and Development in Information Retrieval*. 695–704.
- Steffen Rendle, Christoph Freudenthaler, Zeno Gantner, and Lars Schmidt-Thieme. 2012. BPR: Bayesian personalized ranking from implicit feedback. *arXiv preprint arXiv:1205.2618* (2012).
- Sujoy Roy and Sharath Chandra Guntuku. 2016. Latent factor representations for cold-start video recommendation. In *Proceedings of the 10th ACM conference on recommender systems*. 99–106.
- Aghiles Salah, Thanh Binh Tran, and Hady Lauw. 2021. Towards source-aligned variational models for cross-domain recommendation. In *Proceedings of the 15th ACM Conference on Recommender Systems*. 176–186.
- Martin Saveski and Amin Mantrach. 2014. Item cold-start recommendations: learning local collective embeddings. In *Proceedings of the 8th ACM Conference on Recommender systems*. 89–96.
- Yanir Seroussi, Fabian Bohnert, and Ingrid Zukerman. 2011. Personalised rating prediction for new users using latent factor models. In *Proceedings of the 22nd ACM conference on Hypertext and hypermedia*. 47–56.
- Changfeng Sun, Han Liu, Meng Liu, Zhaochun Ren, Tian Gan, and Liqiang Nie. 2020. LARA: Attribute-to-feature adversarial learning for new-item recommendation. In *Proceedings of the 13th international conference on web search and data mining*. 582–590.
- Tianchi. 2018. Ad Display/Click Data on Taobao.com. <https://tianchi.aliyun.com/dataset/dataDetail?dataId=56>
- Naftali Tishby, Fernando C Pereira, and William Bialek. 2000. The information bottleneck method. *arXiv preprint physics/0004057* (2000).
- Michalis Titsias and Miguel Lázaro-Gredilla. 2011. Spike and slab variational inference for multi-task and multiple kernel learning. *Advances in neural information processing systems* 24 (2011).
- Aaron Van den Oord, Sander Dieleman, and Benjamin Schrauwen. 2013. Deep content-based music recommendation. *Advances in neural information processing systems* 26 (2013).
- Laurens Van der Maaten and Geoffrey Hinton. 2008. Visualizing data using t-SNE. *Journal of machine learning research* 9, 11 (2008).
- Manasi Vartak, Arvind Thiagarajan, Conrado Miranda, Jeshua Bratman, and Hugo Larochelle. 2017. A meta-learning perspective on cold-start recommendations for items. *Advances in neural information processing systems* 30 (2017).
- Ashish Vaswani, Noam Shazeer, Niki Parmar, Jakob Uszkoreit, Llion Jones, Aidan N Gomez, Łukasz Kaiser, and Illia Polosukhin. 2017. Attention is all you need. *Advances in neural information processing systems* 30 (2017).
- Maksims Volkovs, Guangwei Yu, and Tomi Poutanen. 2017. Dropoutnet: Addressing cold start in recommender systems. *Advances in neural information processing systems* 30 (2017).
- Jianling Wang, Kaize Ding, and James Caverlee. 2021. Sequential recommendation for cold-start users with meta transitional learning. In *Proceedings of the 44th International ACM SIGIR Conference on Research and Development in Information Retrieval*. 1783–1787.
- Xiang Wang, Xiangnan He, Meng Wang, Fuli Feng, and Tat-Seng Chua. 2019. Neural graph collaborative filtering. In *Proceedings of the 42nd international ACM*

- SIGIR conference on Research and development in Information Retrieval*. 165–174.
- [43] Tianxin Wei, Ziwei Wu, Ruirui Li, Ziniu Hu, Fuli Feng, Xiangnan He, Yizhou Sun, and Wei Wang. 2020. Fast adaptation for cold-start collaborative filtering with meta-learning. In *2020 IEEE International Conference on Data Mining (ICDM)*. IEEE, 661–670.
- [44] Yinwei Wei, Xiang Wang, Qi Li, Liqiang Nie, Yan Li, Xuanping Li, and Tat-Seng Chua. 2021. Contrastive learning for cold-start recommendation. In *Proceedings of the 29th ACM International Conference on Multimedia*. 5382–5390.
- [45] Zhe Xie, Chengxuan Liu, Yichi Zhang, Hongtao Lu, Dong Wang, and Yue Ding. 2021. Adversarial and contrastive variational autoencoder for sequential recommendation. In *Proceedings of the Web Conference 2021*. 449–459.
- [46] Lanling Xu, Zhen Tian, Gaowei Zhang, Lei Wang, Junjie Zhang, Bowen Zheng, Yifan Li, Yupeng Hou, Xingyu Pan, Yushuo Chen, Wayne Xin Zhao, Xu Chen, and Ji-Rong Wen. 2022. Recent Advances in RecBole: Extensions with more Practical Considerations.
- [47] Xiaoxiao Xu, Chen Yang, Qian Yu, Zhiwei Fang, Jiaying Wang, Chaosheng Fan, Yang He, Changping Peng, Zhangang Lin, and Jingping Shao. 2022. Alleviating Cold-start Problem in CTR Prediction with A Variational Embedding Learning Framework. In *Proceedings of the ACM Web Conference 2022*. 27–35.
- [48] Xiaoxiao Xu, Chen Yang, Qian Yu, Zhiwei Fang, Jiaying Wang, Chaosheng Fan, Yang He, Changping Peng, Zhangang Lin, and Jingping Shao. 2022. Alleviating Cold-start Problem in CTR Prediction with A Variational Embedding Learning Framework. In *Proceedings of the ACM Web Conference 2022*. 27–35.
- [49] Xu Zhao, Yi Ren, Ying Du, Shenzheng Zhang, and Nian Wang. 2022. Improving item cold-start recommendation via model-agnostic conditional variational autoencoder. In *Proceedings of the 45th International ACM SIGIR Conference on Research and Development in Information Retrieval*. 2595–2600.
- [50] Yujia Zheng, Siyi Liu, Zekun Li, and Shu Wu. 2021. Cold-start sequential recommendation via meta learner. In *Proceedings of the AAAI Conference on Artificial Intelligence*, Vol. 35. 4706–4713.
- [51] Zhihui Zhou, Lilin Zhang, and Ning Yang. 2023. Contrastive Collaborative Filtering for Cold-Start Item Recommendation. *arXiv preprint arXiv:2302.02151* (2023).
- [52] Yongchun Zhu, Ruobing Xie, Fuzhen Zhuang, Kaikai Ge, Ying Sun, Xu Zhang, Leyu Lin, and Juan Cao. 2021. Learning to warm up cold item embeddings for cold-start recommendation with meta scaling and shifting networks. In *Proceedings of the 44th International ACM SIGIR Conference on Research and Development in Information Retrieval*. 1167–1176.
- [53] Yongchun Zhu, Ruobing Xie, Fuzhen Zhuang, Kaikai Ge, Ying Sun, Xu Zhang, Leyu Lin, and Juan Cao. 2021. Learning to warm up cold item embeddings for cold-start recommendation with meta scaling and shifting networks. In *Proceedings of the 44th International ACM SIGIR Conference on Research and Development in Information Retrieval*. 1167–1176.
- [54] Ziwei Zhu, Shahin Sefati, Parsa Saadatpanah, and James Caverlee. 2020. Recommendation for new users and new items via randomized training and mixture-of-experts transformation. In *Proceedings of the 43rd International ACM SIGIR Conference on Research and Development in Information Retrieval*. 1121–1130.