

Integrating measures of replicability into literature search: Challenges and opportunities

CHUHAO WU, TATIANA CHAKRAVORTI, JOHN M. CARROLL, and SARAH M. RAJTMAJER, The Pennsylvania State University, USA

Challenges to reproducibility and replicability have gained widespread attention over the past decade, driven by a number of large replication projects with lukewarm success rates. A nascent work has emerged developing algorithms to estimate, or predict, the replicability of published findings. The current study explores ways in which AI-enabled signals of confidence in research might be integrated into literature search. We interview 17 PhD researchers about their current processes for literature search and ask them to provide feedback on a prototype replicability estimation tool. Our findings suggest that information about replicability can support researchers throughout literature review and research design processes. However, explainability and interpretability of system outputs is critical, and potential drawbacks of AI-enabled confidence assessment need to be further studied before such tools could be widely accepted and deployed. We discuss implications for the design of technological tools to support scholarly activities and advance reproducibility and replicability.

CCS Concepts: • **Human-centered computing** → **Empirical studies in HCI**.

Additional Key Words and Phrases: literature search, replicability, reproducibility, explainable artificial intelligence

1 INTRODUCTION

Isaac Newton famously said, “If I can see further, it is because I am standing on the shoulders of giants.” The principle that scientific inquiry is built upon insights derived from an existing body of work is central to the scientific method [24], and literature review has been proposed as the first and foundational step in any research project [5, 39]. Despite its important role in ensuring the relevance and rigor of research, there is no general agreement about the process and structure of literature review [17]; lack of systematization challenges validity and undermines the reproducibility of findings based on meta-analyses [43, 50]. While following recommendations and guidelines provided by previous researchers may be a reasonable solution, authors suggest [9] that there is also a technological component that needs to be addressed. Systems for information retrieval such as search engines mainly rely on keyword matching, yet scientific article search ought to consider other factors such as citation patterns, publication venues, and disciplines.

To tackle this problem, a number of information retrieval models and paper recommenders have been developed to incorporate citation context [57], scholars’ preferences [86], and other features, though the practical performance of these approaches needs further evaluation [7]. Despite these efforts, little attention has been paid to user practices when using search tools. For example, many researchers rely on digital databases and search engines such as Google Scholar, but as these are proprietary, we do not have information about how users interact with and evaluate search results. Understanding current practices around literature search can significantly contribute to human-centered design of tools to support scholarly activities.

A primary challenge to search and assembly of existing research is the massive and increasing number of publications across virtually all fields of study. A rise of predatory journals is flooding the literature with low-quality work [6, 53, 78], heightening the stakes for effective search and, in parallel, motivating inclusion of indicators of credibility into search outputs. Generative AI will likely exacerbate this problem in coming years [46]. Even putting aside predatory

Authors’ address: Chuhaio Wu, cjuw6297@psu.edu; Tatiana Chakravorti, ttc5416@psu.edu; John M. Carroll, jmc56@psu.edu; Sarah M. Rajtmajer, smr48@psu.edu, The Pennsylvania State University, State College, Pennsylvania, USA, 16803.

journals and AI-generated papers, broader concerns about confidence in published work have come to the foreground over the past decade. Across the natural and social sciences, researchers have recognized that many studies are difficult or impossible to replicate, e.g., [37, 61]. A number of contributing factors have been proposed including publication bias favoring novel, affirmative results, manipulative statistical analyses, e.g., p-hacking, and lack of transparency when describing research methods [4, 26, 63].

In response, the open science and science of science communities have made significant efforts to improve confidence in research calling for changes to both policy and practice [38, 60]. Likewise, technologies are emerging to automate aspects of confidence assessment for published findings. There have been a number of recent efforts, for example, using supervised learning over features extracted from papers’ text and metadata to predict replication study outcomes [1, 70, 75, 83, 85].

Yet, ways in which open science indicators, e.g., preregistration, open materials, as well as scores and explanations returned by automated approaches for confidence assessment should be integrated into scholarly search and literature review remains unexplored. To address this gap, we conduct semi-structured interviews with PhD students and postdoctoral researchers. We ask participants about their literature search and review practices, and about their concerns with respect to credibility of work in their area. We also demonstrate for participants an AI-driven replicability estimation tool to understand whether and how such a tool could assist in their workflows. Specifically, our work is motivated by three primary research questions:

- RQ1: What are researchers’ current approaches to literature search and review?
- RQ2: What challenges do researchers encounter during literature search and review?
- RQ3: How should signals of credibility be integrated into researchers’ literature search and review?

This study makes several important contributions. First, we connect with and contribute to studies on design that support scholarly search and management by empirically documenting researchers’ strategies for literature search, review, and evaluation, highlighting the need for more flexible and intelligent approaches. Second, we link researchers’ literature review practices with their perceptions of credibility, demonstrating opportunities for inclusion of reproducibility and replicability metrics. Finally, we evaluate a prototype AI-driven replicability estimation tool and offer design implications for systems enabling automated assessment of confidence in published findings.

2 RELATED WORK

Our work builds upon and brings together literature in the areas of scholarly search and scientific integrity and its assessment. In this section, we presented some prior progress made for augmenting literature search and reviewing, promoting research reproducibility and replicability, and assessing these qualities of publications.

2.1 Literature search and review

Effective literature search and review is foundational for research in all evidence-based fields, yet finding, assembling, and contextualizing relevant work is a painstaking and primarily *ad hoc* manual process [17]. Researchers in various disciplines have attempted to organize protocols to guide effective and efficient literature search. Through the analysis of nine guidance documents on systematic review of topics in the social sciences, Cooper et al. [29] summarize eight key stages of literature search, starting from “who should literature search” and ending with “managing references and reporting the search process”. Other researchers have demonstrated that apparently slight differences in any stage of a literature search can lead to distinct results. Comparing search strategies used in 152 applied psychology systematic

reviews, Harari et al. [43] highlight the important impact of database selection. They find that publisher databases tended to perform poorly with low yields while Google Scholar returned the largest proportion of articles yet with poor precision. When using these databases, search queries also play an important role and sophisticated techniques may be required for users to construct an effective search query [2, 15].

Recognizing the challenges inherent to literature search and opportunities for technologies to provide assistance, Human Computer Interaction (HCI) research has extensively explored ideas for supporting scholars in this work. Choe et al. [22] design an interactive system (Papers101) to accelerate the discovery of literature by recommending relevant keywords and ranking papers based on keyword similarity, publication year, citation count and other metrics. Action Science Explorer (ASE) [35] and LitSense [79] support reference management and help researchers develop a holistic understanding of the literature through network visualizations, e.g., topic graphs, citation networks. While authors have demonstrated initial usability of these tools, evaluations were conducted with a limited, fixed set of publications. Therefore, they focused more on the effectiveness of visualizations and metrics rather than search experience.

Another line of work focuses on scaffolding scholarly reading and evaluation processes. Prior studies have developed novel interfaces to facilitate the understanding of technical terms and symbols used throughout a paper by providing tooltips and auto-generated glossaries [44], prioritizing and contextualizing inline citations based on researchers' reading history [21], and even augmenting documents with auto-generated paragraph headings and filtering redundant information [69]. With the advancement of natural language processing (NLP) techniques, we certainly expect continued innovation in support of literature review. However, with the widespread popularity of scholarly search engines [81], understanding search practices is foundational to design and development of these tools, as is understanding the ways in which current systems satisfy or fail to meet researchers' needs.

2.2 The replication crisis

Concerns have raised over the past decade about the reproducibility, replicability, and robustness of published findings in the social sciences and beyond have gained significant attention, as large-scale efforts to replicate high-profile empirical studies have yielded low success rate [18, 26]. This revelation has been nicknamed the *replication crisis*, or equivalently the *reproducibility crisis*. There has been some ambiguity around terms; throughout this work, we adopt definitions from [64, 68, 71]. Namely, *reproducibility* refers to computational repeatability – obtaining consistent computational results using the same data, methods, code, and conditions of analysis; *replicability* means obtaining consistent results on a new dataset using similar methods. These two terms have been frequently mentioned together or even used interchangeably due to their close relatedness [62, 72]. *Robustness* is obtaining consistent results on the same data using a different analytical approach. *Generalizability* refers to the extent that results hold in other contexts or populations different from the original. Each of these terms capture some subset of qualities we might consider important for contextualizing confidence in a given claim or finding.

A 2015 survey of over 1500 scientists found that 52% believed there was a crisis of reproducibility [4]. In addition to selective reporting, low statistical power, and other inappropriate practices, respondents suggested that the publication model in academia favored novel and exciting results, even if they were less reliable. Other studies have confirmed that questionable research practices (QRPs) such as p-hacking and HARKing (constructing new hypotheses after the results are known) can yield false-positive results [45], and journals are less likely to publish replication studies especially those contradicting prior findings [58].

Recognizing the replication crisis, the scientific community has proposed multiple initiatives to address these issues. For example, preregistering study designs and data analysis plans publicly before data collection can improve research

replicability and robustness by preventing changes to hypotheses and statistical methods after exploring the data and/or seeing the results [67]. In addition, making study materials such as data and analysis codes openly available allows others to validate published results and identify errors more easily [49]. Platforms such as Open Science Framework (OSF) [38] has facilitated data sharing and these practices have expanded quickly across the community.

While researchers' conscientiousness in maintaining good practices is critical to scientific integrity, incentive and policy changes are also necessary. Researchers have advocated that hiring, funding, and promotions in academia should value reproducible research and de-emphasize publication pressures [66]. Journals could also adopt requirements for open data and preregistration, and emphasize rigorous methods more than novelty in results [65]. Despite exciting progress both promoting and assessing reproducibility and replicability, to the best of our knowledge, there has been no study of how these considerations should be integrated into scholarly search and review. Specifically, although concerns about the quality of published work are now broadly recognized, it is unclear whether and how researchers would include automated assessments of replicability of the findings into their workflows.

2.3 Assessment of reproducibility and replicability

A number of large-scale replication projects have set out to assess the state of reproducibility and replicability in specific domains. These have included efforts targeting psychology [27], economics [8, 19], experimental philosophy [30], social and behavioral sciences more broadly [20], cancer biology [37], neuroscience [14], computer science [28], and machine learning [74]. Generally speaking, these projects require massive investment in time and resources, and as such are necessarily limited in scale. The most common approach to assessment of reproducibility and replicability, short of actually repeating a study, is to apply a checklist of evaluation criteria to a paper in question. For example, to estimate the state of reproducibility of AI research, Gundersen and Kjensmo [41] use a list of binary variables (true or false) indicating how well the method, data, and experiment are documented in a paper. Similarly, for web measurements studies Demir et al. [34] specify 18 criteria with three levels (omit, undocumented, and satisfy), describing dataset, experiment design, and evaluation aspects of a paper. However, these checklists still require manual examination of the full paper. In recent years, researchers have begun to explore opportunities for automated estimation of replicability, e.g., [1, 70, 85] using supervised learning over features extracted from text and metadata of ground truth replication project outcomes. The current study takes advantage of one such AI-driven tool for confidence scoring the replicability of published findings [75]. We select this one, in particular, because a user-friendly prototype is available and because system outputs include both scores and explanations (see Figures 1 and 2). The inner workings of the AI are powered by a synthetic prediction market, i.e., a market where trader bots are asked to buy and sell outcomes of a notional replication study for a given finding. During our interviews with researchers, we demonstrate this prototype tool and collect feedback. Specific details about how this system evaluates papers is not a subject of the current work, except to the extent that these influence participants' perspectives. Our overarching aim is to examine whether and how technological assistance (whether via tool or some other) can facilitate researchers' estimation of confidence in published work for the purposes of literature review and synthesis.

3 METHODS

3.1 Recruitment and Data Collection

The study took place on the main campus of an R1 university in the mid-Atlantic region of the United States. Participants were selected using purposive sampling. Recruitment emails were sent to PhD students currently enrolled in, or who

had recently graduated from, social and behavioral science (SBS) disciplines at the university—such as psychology, sociology, and anthropology programs. This specific focus was chosen because discussions around the replicability crisis have been particularly prominent in SBS fields, and the AI prototype was trained on publications from these disciplines. Participants' email addresses were sourced from the university's directory, and the study received approval from the institution's Institutional Review Board (IRB). Data collection occurred from November 2022 to May 2023.

The recruitment email included a hyperlink, enabling participants to voluntarily schedule remote interviews. Prior to the interview, participants were asked to complete a demographic questionnaire and provide the title of a recently read paper. Interviews were conducted and recorded via Zoom video conferencing. In the first segment, questions centered around participants' experiences with literature search and evaluation. In the second part, we demonstrated the prototype interface [75] using the participants' chosen paper. The web-based interface comprises three main functions: PDF Feature Extraction, Run Synthetic Market, and Explore Results (See Figure 1). In PDF Feature Extraction, users can upload PDFs for evaluation, and the system automatically extracts relevant features. The Run Synthetic Market function then generates replicability estimates. Figure 2 displays an example of these estimates, which range from 0 to 100; higher scores indicate a greater likelihood of successful replication. This score corresponds to the final price in the synthetic market. Users can delve deeper into the results by examining the decisions of individual agents (Market Details), comparing the paper's features against agent value ranges (Agent Details), and scrutinizing the principal components extracted from the features (Paper Features).

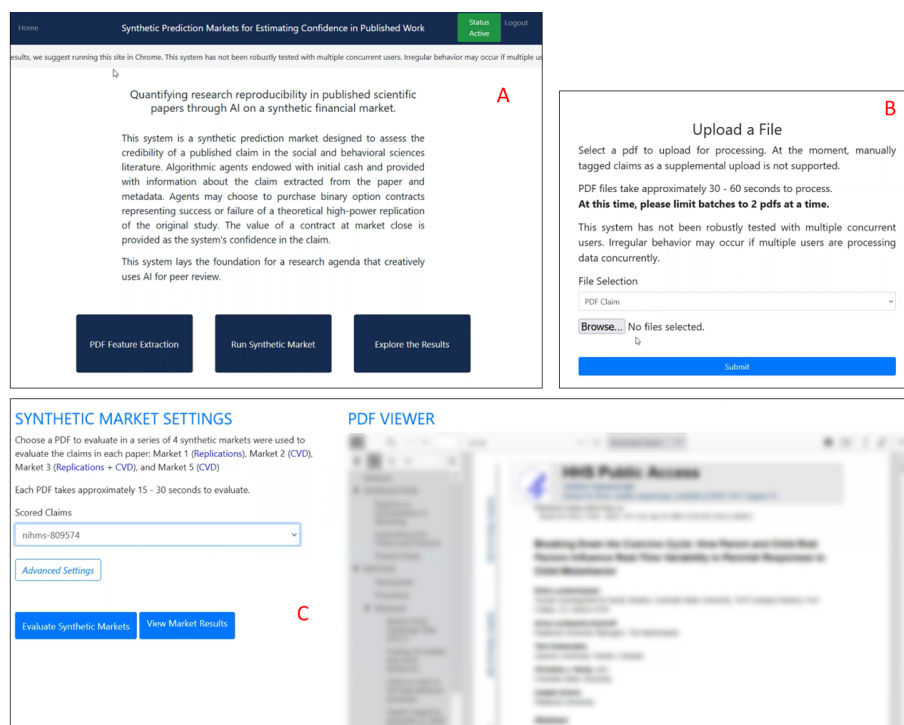


Fig. 1. Web interface for replicability estimation prototype tool. A: Home page; B: Interface for uploading PDFs for scoring; C: Interface for paper evaluation, with ability for users to adjust model hyperparameters using Advanced Settings.

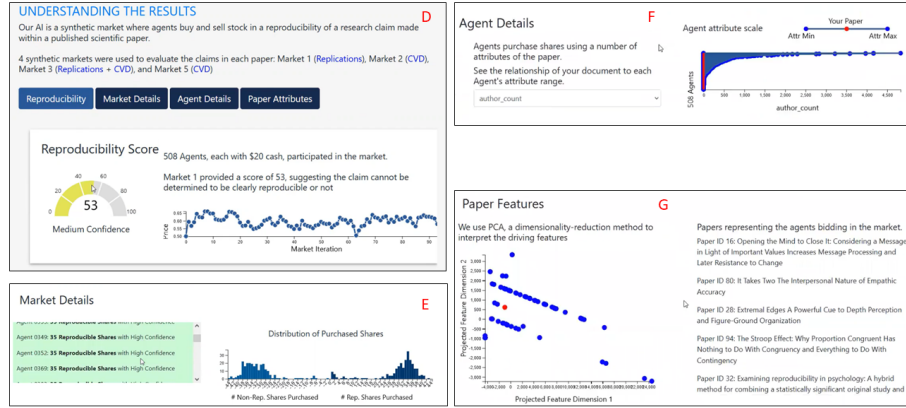


Fig. 2. Example display of paper evaluation results. D: Replicability score. E: Explanations, presented as details about agents' behaviors/decision; F: Publication's features in context; G: Visualization of principle components from extracted features.

This demonstration was followed by a series of questions exploring whether and how the replicability score might be useful in participants' research workflows. Additional questions were incorporated based on participants' responses during the interview. Figure 3 outlines the study protocol. All data were collected with informed consent from the participants and subsequently anonymized. Interview recordings were transcribed for further analysis.

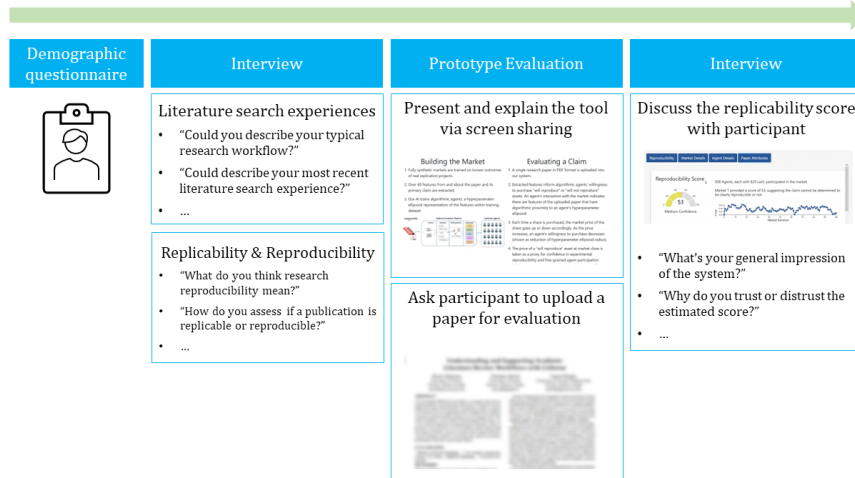


Fig. 3. Illustration of the study protocol.

3.2 Data analysis

Interview transcripts were analyzed using a thematic analysis approach [16]. The analysis began with researchers thoroughly reading the transcripts to familiarize themselves with the data. In the subsequent phase, initial codes were identified to represent meaningful segments that captured participants' opinions and behavioral patterns. These

initial codes were then organized into potential themes pertinent to the primary research questions. After this initial coding phase, a meeting was held among three primary researchers to discuss the meaning, similarities, and differences of the identified themes. Decisions were made regarding the retention, removal, or reorganization of these themes. Subsequently, the first author continually reviewed and refined the themes by revisiting the transcripts and identifying additional codes. Once the themes were finalized, they were collaboratively interpreted and developed into narratives by the research team. Analytic memos were employed throughout the process to supplement coding and facilitate reflections [31].

4 FINDINGS

Seventeen participants were interviewed with an average interview length of 42 minutes. Participants' self-reported demographic information is shown in Table 1, including gender, ethnicity, PhD progress (in number of years), and their main research field.

Table 1. Participants' demographic information.

ID	Gender	Ethnicity	PhD progress	Research field
P1	Female	Asian	1	Human Computer Interaction
P2	Male	White	1	Management
P3	Female	Asian	1.5	Communications
P4	Female	White	5	Communications
P5	Male	Asian	2	Management
P6	Female	Pacific Islander	3	Marketing
P7	Female	White	1	Psychology
P8	Female	White	Postdoc	Psychology
P9	Male	White	3.5	Psychology
P10	Female	Other	3	Psychology
P11	Female	White	Postdoc	Psychology
P12	Male	White	3.5	Criminology
P13	Female	White	3	Sociology
P14	Male	Other	4	Political Science
P15	Female	Asian	3	Anthropology
P16	Male	Black	1	Anthropology
P17	Male	Asian	3	Human Computer Interaction

4.1 Literature search: Strategies and challenges

4.1.1 Metrics for filtering search results. Literature search constitutes a critical step in a researcher's workflow, particularly during the early stages of a research project. Participants indicated that reviewing literature helped them to understand "what is still unknown", check "whether my questions already answered", and establish 'the empirical basis for the idea and the theoretical rationale for why I want to test the question'.

Google Scholar emerges as the most commonly used search tool. Participants also utilized other platforms such as Web of Science and discipline-specific databases like PsycINFO. Although platforms like Web of Science offer advanced search queries and export functionalities, participants generally favored Google Scholar for its user-friendly interface. However, they noted that Google Scholar often yields overly broad and discipline-agnostic results. P8 mentioned that this issue diminished as her field expertise grew:

I had this question when I first entered the PhD program: basically where do you find the most important literature? But I guess after years of experiments, I now purely rely on Google Scholar, because I can already know, what are the important journals? And what are the reliable sources? I can distinguish the most important and relevant information from Google Scholar [results]. -P6

As P8 noted, the choice of publication venue serves as a critical metric for evaluating search results. Other criteria include the number of citations, author reputation, and the recency of the publication. For instance, P5 values the reputation of authors or their institutions as indicators of research quality:

It depends on the quality of the journal and impact factor, and depends on if I know the authors, because I'm mostly familiar with all the prominent authors in my area. If I recognize the authors or the institute that the paper is from. Then I do deeper. If it is from Harvard, Stanford, Wharton, Michigan, I know that it's of top quality. -P5

Researchers new to a field, who are less familiar with established names, may rely more on citation counts as a measure of credibility:

I've studied psychology for about 10 years but as for Anthropology, I'm a newbie. So even if I see an author's name there's a high chance I will not recognize it, even though he or she is a figure in the field. So I have to rely on peripheral information like citation numbers. I would like to have at least two digits, even if it was published recently. -P15

While P15 held a high standard of requiring at least two digits in the citation count, P8 was less persuaded by the impact of the citation number:

It's good if it's published in peer reviewed journals and I don't tend to care about the impact factor or like how many citations. -P8

P8 content that peer review alone validates research quality. The majority of participants, however, paid heed to additional metrics. Author reputation not only influenced the evaluation of search results but also aided in the discovery of further relevant papers. Participants would follow authors' profiles on Google Scholar and institutional websites to find publications of potential interest:

Once I start to identify particular researchers who seem to be hitting on the topics that I am more interested in, I will go to Google the profiles of those researchers or look up their professional profiles from their institutions, and try to read other stuff that they've done -P7

Participants also employed citation networks to identify relevant literature. For instance, after identifying a foundational paper, they may explore its cited references or papers that have cited it to find related works. Instead of research quality, citation network is mainly helpful in ensuring that the search is related a specific topic:

One thing I'll do is I'll look up a foundational kind of article; pop it into Google Scholar and see who else cited it, and then see if there are any papers that are similar to the topic I want to go down. -P4

Publication recency is another commonly used metric, particularly for empirical or experimental studies. The age of a paper is generally less critical for theoretical contributions:

Usually, I prefer a journal publication that was less than 10 years, but if I need to find some theory papers, I don't mind what year this paper was published. -P1

P7 also added that it would be fine for review and meta-analysis papers to be a little bit old, because *“it’ll still give me a summary of a lot of things and conceptualize thought pieces.”* P4 stated that it’s important to have a mixture of recent publications and foundational paper that may be very old, which can *“make sure that you are touching on those foundational pieces”*. Recency could also interact with other metrics during the evaluation. For example, P11 would make exceptions for “outdated” papers if they were published by prominent researchers who he could recognize. And P10 pointed out the citation number may be not be a valid indicator for quality as new papers tend to get less citations but can still be of good quality.

Despite some nuances in importance, these easily accessible paper metrics were frequently used and them helped participants to quickly filter through the long list of search results. Still, these metrics provide limited information about a paper, and participants needed to take further steps to evaluate papers and seek information useful to their own research.

4.1.2 Paper evaluation and information seeking. Evaluating papers in detail often commences with the abstract, which serves as *“the synopsis of the article”*. for most participants. Once the abstract confirms the paper’s relevance, the participants’ approaches to reading the remaining content diverge. P7, for instance, prioritized the results section because the data allowed her to see if hypotheses were supported and then interpret the statistics in a relatively independent manner:

I want to see the general summary statistics that they can provide. Descriptive statistics and correlations and things. Just to give me the first bird’s eye view of what might be going on with their data. And then I will have read the hypotheses that they proposed beforehand and experiment... I prefer to look at the tables and the charts first, so that I can kind of draw my own conclusions and then see how they’re presenting their information. -P7

P7 believed that the numbers were important for understanding how a paper’s conclusions were formulated. It seemed that participants who prioritized the result section were more sensitive to numbers and statistics, as P10 commented:

I have a lot of statistical background. So I kind of examine whether the statistics they chose match the question they were asking. And if I can follow why they chose the model, and if the results of that model seemed to speak to a meaningful finding, as opposed to maybe just like p-hacking. Those are the things I focus on. -P10

By contrast, P3 believed that it wouldn’t be helpful to focus on the results due to the publication bias favoring positive or statistically significant results:

It’s almost never the results. Result is usually not the way that I filter. And part of that is the skepticism that for most papers, if it’s hypothesized, then it will get published if the hypotheses are verified. -P3

Similarly, P16 pointed that it was the method section that determined the integrity of the paper, instead of the results:

From the methods, you can know how detailed the sampling was. What was ethical compliance ? And how they adjusted their methods for the research questions? So for me, it’s not really about the results, but it’s about the method. -P16

P13 also emphasized other sections over results but due to the potential complexity in understanding the details. Instead, he focused on discussion and conclusion to understand a paper:

After the abstract, I'd say the intro, and then the discussion and conclusion. And then I'll usually go back and just quickly skim the literature review. Depending on what I'm trying to do, sometimes I'll read the data and methods as well. I feel like the results sometimes are just, there's too much going on here. So I'll just stick to the conclusion. -P13

Despite the differences, participant' priorities in paper evaluation often depend on their current research phase or specific informational needs. For example, despite her emphasis on results, P7 would scrutinize the methods section when venturing into an unfamiliar discipline:

It really depends on what I was looking for. For example, if I don't know how to design the experiments for this specific type of this study, I go to method part and also result part... If it's an experiment that's outside of my discipline, I look at the methods really heavily, because there are different standards and expectations in different disciplines. -P7

When dealing with unfamiliar topics, P10 would instead read the introduction carefully. Similarly, P4 would pay more attention to the early sections of paper when learning a new research topic:

It depends on where I'm at in my literature review. If it is a new topic, I'll be trying to figure out how people are defining certain concepts, then I probably do pay more attention to the literature review, just so I can figure out who are the big names in this field? What are the definitions? -P4

Introduction and literature sections were helpful for participants to figure out the main topics and theories discussed and their definitions, whereas the method section can inspire new ideas for experiment designs. As P6 summarized, the iterative nature of research often prompts revisiting papers with a changing focus, depending on the project's stage:

I think that will be depends on my goals. For example, when you are doing a literature review on the earliest stage, you may focus on what topics they cover, but as you proceed into the specific research question you would probably look but more into the details of the specific methods they use. And at the end, when you try to write a paper then probably you will follow others' story lines and how they how they develop the whole paper. So I guess I will revisit a paper again from time to time during the whole project. -P6

Overall, participants employ utility-oriented strategies for evaluating papers, focusing on aspects they believe would either effectively assess a paper's quality or contribute to their own research. As P9 commented, he needed to do a lot research and time efficiency really mattered in literature search.

4.1.3 Challenges to literature search. Participants primarily used keyword-based searches to locate literature, but this approach often presented challenges. They found that search engines like Google Scholar did not always yield results consistent with their keyword expectations. This inconsistency was especially prevalent in interdisciplinary or innovative research, where the same concept may have multiple names:

My area of research is so interdisciplinary. Researchers in this field that I'm not familiar with, they might be studying this thing, and they are just calling it something that I wouldn't expect them to call it. So I feel like there is a level of randomness added to how I can discover papers on topics that I want to study. I just need to know what words to use. That's probably been my biggest challenge. -P7

To address this, P4 suggested that search engines should offer keyword recommendations, akin to a thesaurus. P6, however, was skeptical of recommendation systems, citing her experience with irrelevant alerts from Google Scholar. She proposed that a visual representation of the citation network would be more beneficial. In fact, several participants

echoed the need for enhanced visualization features, such as a graphical representation of citations or co-authorship networks. While Google scholar fulfills part of the expectations by providing the list of “Cited by” papers and the list of “Co-authors”, participants desired more advanced functionalities:

Like a platform that you can give them a topic, and then it gives you the main authors that have published stuff related to that topic... I guess it could use metrics like the h-index or the number of citations, and I guess you can also use more subjective things like where do they work, or what journals they have published, or their academic ranking? -P14

Despite options like date ranges and author filters, current search methods often fall short of capturing the nuanced information that researchers seek, e.g., theoretical framework, research methods, and main findings. P13 likened this to online shopping experiences, expressing a desire for more customized search criteria:

Almost like when you're shopping online: I want this size in this color. So this would be like, I want [papers that used] these types of dataset, [from] this time period, [from] these countries or regions even... The general method that they use, like if they're using like, quantitative methods versus qualitative methods. -P13

This desire for more specific details also reflected participants' need for more intelligent search tools that can summarize scientific reports. While abstracts are designed for quick navigation of a paper, participants have found them “not standardized” or “too big picture”. Instead, an intelligent tool that could offer more tailored summaries could address this gap:

If there was a way to click on a paper and see what survey items are used to measure each construct, to pull that out of a paper more automatically would be helpful. Along with it, results and directionality of results. If it's positively correlated, or negatively correlated with other things. -P3

In summary, while existing search methodologies offer a baseline utility, there is a growing need for more sophisticated, flexible, and intelligent tools. These should accommodate not only standardized keywords but also offer advanced features like network visualization and content-specific search options.

4.2 Reproducibility and replicability: Importance and estimation

4.2.1 Perception of the importance. Except for P2 and P17, all participants reported that they've heard of the concept of research replicability or reproducibility. During the interview, many participants have used the terms interchangeably. Accordingly, we do not strictly distinguish between the two in the following sections.

Participants generally agreed that replication and reproduction of studies strengthen the credibility of scientific findings:

A lot of how we evaluate statistical effects in psychology is p value, which is the assessment of how likely these results are due to chance. So any single finding can always be due to chance. And so if you're reproducing studies and if you find the same results, it gives you a lot more confidence that it's probably not due to chance. -P7

Despite this common understanding, participants highlighted different facets of the replicability crisis. For instance, P7 and P14 noted that it minimizes errors due to chance and guards against research misconduct. By contrast, P8 questioned the representativeness of study populations, emphasizing the need for diversity to enhance generalizability:

I think a lot of our research has been based on what we call the WEIRD sample, which is Western, European, Industrialized [Rich, and Democratic population], you know. And I'm not surprised as our samples become

more diverse in various ways, we can't find the same results. I think it's a distinct sample where a lot of psychology is based off, and a lot of our theories are based off... That could be one issue for the reproducibility crisis. -P8

Generalizability is often highly related to replicability in that non-replicable studies are typically considered non-generalizable. Yet, a study may be replicable but not generalizable if the findings only apply under specific conditions. It seemed that participants conflated concerns about replicability with generalizability to some extent. For example, for certain types of research, participants regarded replicability seemed less important or not applicable, especially when the research is qualitative in nature or involves the context of human interaction:

If you're doing interviews, it's impossible [to reproduce]. If someone were to interview me in a similar way that we're talking right now, but two weeks later, those interviews will be different. Even if someone was to just listen in our recorded interview. They still would miss the interaction that we're having. -P3

I'm studying Organizational Psychology. And you cannot create and natural environments to understand people behavior. In my field context is the determinant. That's why I would understand that people cannot replicate studies -P9

In addition, participants noted that even though replicability is important in many fields, the effort of validating studies is much less appreciated by scholars than innovative findings:

I've gotten reviews that say, it's important that this research (replication studies) is being done but the journals don't want to or not always interested in and publishing such work, because it doesn't advance the field forward, it only makes sure that the base that we have is solid. So while they appreciate the effort, they don't always want to publish it within the top tier journals. -P12

In terms of the literature search, while platforms lack explicit metrics for reproducibility add replicability participants have made evaluations of these qualities to various extent when reading papers. As mentioned in Section 4.1.2, many participants paid significant attention to the method section of paper, and by examining the rationale of the research methods, they were implicitly evaluating the replicability:

I am a bit skeptical while reading the design and methods because I saw they hypothesize something and they are measuring in a way that has many flaws. I would say it's not sure if they can replicate this study under the same conditions. -P9

Again, this evaluation often included other aspect of paper quality such as generalizability:

I would be paying attention to things like how generalizable is the sample that they recruit? How many people did they recruit? A lot of studies, especially older studies, had like teeny tiny little samples, and that may not be valuable. And then assuming it's a method I'm really familiar with, like eye tracking, or imaging, I can use that section to be evaluate what they did was accurate as opposed to poorly followed methodology. -P10

More explicitly, participants said that clear descriptions of research methods, good rationale for research choices, and availability of research materials would convince them that a study is reproducible:

I am all for a very clear procedure, stimuli and measure section. For me, that is important. I feel like a lot of times authors say if you want to see the stimuli, email us, if you want the full list of measures, email us, I think that's fine. But especially as a more junior researcher, it is helpful to be able to see the step by step [methods]. -P4

I think it is (reproducible), because it's a widely available dataset, and has very clear instructions. There's not a lot of wiggle room in that. -P8

Some participants also strongly advocated for the practice of pre-registration. Pre-registration can ensure that a publication contains sufficient detail to permit reproduction and can reduce the bias in reporting significant results:

Ultimately, I really like the idea of the registered reports, because the journal is saying they're going to accept the article whether the results are null or not. So I think that's something I would want to focus on moving forward. -P10

Generally, participants acknowledged that reproducibility and replicability are important concepts for the research community, and they often relate these with generalizability. Rigorous research methods and availability of research materials were the main proxies that enable participants to estimate paper quality and thereby impact their literature review process.

4.2.2 Trust in AI-estimated replicability. The AI-estimated score offers a quantitative metric for assessing the replicability of research without the need for actual replication. Some participants felt the score aligned well with their impression of the specific paper in question. However, others were hesitant to trust the AI system without understanding its underlying mechanisms:

For now, I don't think I trust it because I don't really understand how this system works. But once I understand how it work, and I think it's reasonable, I think I can trust more. A little bit of explanation of how these algorithm has been trained, and how many research papers are included in the training sets? -P1

Participants less familiar with AI and machine learning techniques found it particularly challenging to interpret the scores. This is because machine learning features may not have an explicit causal relationship with the predictions:

I don't know anything about machine learning. I'm sure these variables connect in a way that I don't understand. But like, I don't understand why the number of authors makes a difference, or the citations, or where the authors are from. I think p values are important, but I also think it depends on like, what were your stimuli? who were the participants? was it a generalizable sample? You know, where did you get it from? Was it an experiment or survey? I feel like the methods play more of a role, whereas I feel like this is not looking at methods. -P4

P4 expressed concerns that features like the number of authors or citations may not be reliable indicators of replicability. Similarly, P14 questioned whether recently published papers would be unfairly deemed less reproducible due to a lower citation count or if the system would be ineffective for qualitative studies that don't rely on p-values. According to the participants, the trustworthiness of AI-generated results depends on whether specific features serve as reasonable predictors for replicability. As P8 suggested, some descriptive summary accompanying the estimation score could aid in interpreting the results:

The conclusion is there, but it's very limited. If it could just say it's based on certain features that stood out, like, no citations, or the sample size, or whatever it's using. Not so much quantitative like in these numbers, but more of a narrative, that would be helpful. -P8

The lack of sufficient explainability led participants to hesitate in relying on AI for estimating replicability. As P17 noted, while the system could be useful for making predictions, using it for evaluations would require stronger evidence, given that accusations of non-replicability carry significant weight:

We need to have people redo the whole experiment (to decide reproducibility). The critics that others' work is not reproducible is a very strong accusation. So, you need to have very strong evidence to show that something is wrong. -P17

Moreover, an indecisive estimation score further eroded participants' confidence in the system. For instance, a score around 50 made it hard for participants to form a strong opinion. Similarly, a bimodal distribution of results from all agents (Figure 2) raised additional questions:

It's a really bimodal distribution with a lot of bots thinking that it's not reproducible, and a lot think that it is reproducible. So I would wonder what the factors that contributed to that? Without knowing why it's bimodal, I would probably trust the results less. -P11

A bimodal distribution could signal high uncertainty, causing distrust. AI-estimated replicability was novel to most participants, and their trust might improve through continued interaction with the tool. P12 suggested that gaining confidence in the tool would require practice with multiple papers and analysis of result variability. Providing context for participants to compare and interpret scores could also enhance their trust:

I would like to have some reference scores. For example, in this research field, 80% of the empirical articles are receiving this score, so that's why 59 is a good score for this field. Comparison would make me feel more confident about the result here. -P9

In summary, although there was no outright rejection of AI-estimated replicability, participants were hesitant to trust the results fully. Providing detailed explanations of the AI system's workings and how each feature contributes to the estimation could build trust. Additionally, exposure to multiple papers or having reference points to interpret scores could further increase confidence in the tool's utility.

4.2.3 Potential use of AI-estimated replicability scores. While the prototype aims to offer researchers a level of confidence in published studies, participants expressed diverse opinions on its potential benefits. Firstly, some participants questioned the value of providing an estimated replicability score. As referenced in 4.2.1, P15 argued that the concept is less relevant to qualitative and context-sensitive studies, doubting the system's usefulness. Similarly, P2 felt that the score's relevance was minimal as his priority in literature search was the paper's relevance to his research. P6, on the other hand, considered the citation count as a sufficient indicator of paper quality:

For the paper I just mentioned, I believe it has over 5000 citations. So that's definitely it's a good sign. This is publicly available and can be easily obtained. And if I already have this type of information, why bother use a more complicated system? -P6

Others were more optimistic about integrating the system into their research workflow. P10, for instance, felt that the estimated score could enrich the literature review process by flagging potential methodological flaws:

I would imagine, as I was writing my literature review, I would be checking papers. And I would be saying, hey, in my literature review, I'm citing this paper, because it's foundational to the way we think about things. But there are concerns about whether it would be reproducible. -P10

In this scenario, the estimation could help identify weaknesses in foundational literature, thereby improving the rigor of literature reviews. Similarly, P9 envisioned the tool as a means to quantify the strength of research arguments based on cited references:

If I have enough time, I would prepare a table with the empirical articles that I used and the scores that they have received to increase the credibility of my arguments. These empirical papers have high reproducible score, which I use to support my arguments therefore my arguments are credible. -P9

Specifically, P9 saw the tool as useful for addressing reviewers' concerns about study designs during the peer-review process, citing high replicability scores as justification for chosen research methods.

Given that publishing is a primary goal for researchers, many participants considered the tool beneficial for peer review and similar contexts. Although originally designed for evaluating published work, P13 suggested using it as a pre-submission checker, particularly benefiting researchers with less publication experience:

Especially like an early career researcher or grad student could pump their own papers in and then see what these synthetic agents think about my paper and (estimate) what other people are going to think about my paper. -P13

This suggestion was seconded by P11, who wanted to use the tool to evaluate his own work and see how reproducible and replicable they were perceived to be. By contrast, P12 provided a different perspective as paper reviewers, and suggested that the system could help reviewers who were asked to review papers that they have conceptual and theoretical interests in, but don't have methodological sophistication:

So if I got asked to review a paper that involve machine learning, which was conceptually and theoretically involved in my area, and that's why I was chosen as a reviewer, I would probably use this tool as a kind of a cross check against my thoughts on the paper. -P11

Similarly, P15 proposed that funding institutions could use the score in evaluating grant proposals:

I think institutions such as National Science Foundation, you know, they review grant proposals for funding, right? And replicability in itself is very important issue in science, regardless of hardcore science or social science. So institutions might be able to use this score to tell whether the proposed project has reproducibility. -P15

Despite participants' interests in augmenting the peer review process with the estimated reproducibility, the functionalities of prototype need to be enhanced and expanded for unpublished papers to fulfill the usages suggested above.

While participants were generally interested in using the estimated reproducibility to augment the peer review process, the prototype would require further enhancements to cater to unpublished papers. Most participants agreed that more information would at least be interesting if not particularly helpful. However, one participant warned against the unintended consequences of relying too heavily on algorithmically generated scores. As researchers might take efforts to boost the score of their papers without actually enhancing research quality:

I see it as helpful but also potentially harmful. Like if someone doesn't work out their paper in a certain way that is similar to other papers, but it's still reproducible? I can imagine there would be consequences for those papers that wrongfully hurt people's careers... With this competence score, I can see some strange reactions to it from scholars like trying to maximize the reproducibility score, where it's not really adding to the science, it's just adding to the perception of how people think of it. -P3

In summary, while the estimated replicability score might not necessarily facilitate the literature search or review process for all, it could serve as a valuable tool for supporting research arguments, checking paper quality, and aiding

in peer review. Nonetheless, further investigation and development are essential to fully realize the potential of AI-estimated replicability.

5 DISCUSSION

5.1 Future technologies for supporting literature review

Conducting an effective literature search is foundational to research. However, the sheer volume of publications has made the task of identifying relevant literature increasingly challenging. While the HCI community has developed several design prototypes to potentially facilitate literature search and discovery, researchers predominantly rely on established bibliographic databases like Web of Science and Google Scholar. Consequently, understanding researchers' current experiences with literature search is crucial for developing effective and widely-adopted technologies.

5.1.1 Improvements to literature search tools. Past research highlights Google Scholar's advantages, such as its user-friendly, easily navigable interface and extensive resource base [11, 59]. Our participants corroborated these points, stating a preference for Google Scholar due to these features. Though they acknowledged Google Scholar's limitations, such as less specific and potentially lower-quality results compared to other databases, they felt their expertise and topic familiarity helped mitigate these shortcomings. This underscores the critical role of user experience in designing academic tools. While advanced features could improve search effectiveness, they may compromise the tool's simplicity and ease-of-use factors that significantly influence technology adoption [54]. Future developments should thus strike a balance between functionality and interface simplicity.

While simplicity remains key, our participants expressed a need for more advanced features. They identified venue reputation, author reputation, citation count, and publication recency as essential metrics for literature selection. Of these, citation count and publication recency are relatively straightforward to obtain and interpret. However, citation count has its limitations as an indicator of paper quality [13]. Participants also mentioned the bias against newer publications, which naturally have fewer citations. Alternative metrics like weighted citation counts and altmetrics have been proposed [12, 84]. While these may not replace traditional citation counts [82], it is worth investigating their utility in aiding literature searches.

Venue reputation and author reputation are less straightforward metrics but no less critical. Although impact factors and h-indexes provide some insight, participants largely relied on their own experience to assess these reputations. This presents an obstacle for novice researchers or those entering a new field, who may lack familiarity with recognized venues and authors. Some design prototypes have indirectly aided users in identifying key researchers through citation network visualization [22, 35, 79], but there is scant focus on venue and author reputation in existing literature search tool designs. One potential avenue for future design is to include both quantitative (e.g., impact factor, h-index) and qualitative (e.g., prominent researchers in the field) indicators directly in the search interface. Nevertheless, an exclusive focus on well-known venues and authors could hinder the progress of science, which also relies on contributions from newcomers. Therefore, alongside facilitating the discovery of foundational works, it is crucial to highlight emerging researchers through alternative metrics.

5.1.2 Implications from paper evaluation. Using search tools constitutes only one phase of researchers' literature review process. After identifying relevant papers, researchers invest considerable time in reading and understanding them. Prior studies have developed tools that aid the reading process, using techniques such as tooltips and Natural Language Processing (NLP) to augment the text [21, 44, 69]. While our study did not directly identify challenges in the reading

process, it did reveal significant variability in participants' reading strategies. Specifically, they prioritized different paper sections based on their information-seeking needs.

This observation raises important questions. First, should this utility-oriented reading style be encouraged? Extant literature offers varied perspectives on effective approaches to reading and understanding a scientific paper [40, 48]. Some suggest deviating from the standard IMRaD (Introduction, Methods, Results, and Discussion) structure for a more efficient understanding [36]. While reading papers out of order or skipping sections may be more efficient, there is a risk of neglecting essential information, potentially leading to inappropriate referencing and misunderstandings. Future research should examine the impact of utility-oriented reading behaviors on researchers' comprehension of scientific literature and how this affects their work.

The second question is more complex: is it time to reconsider the IMRaD structure? The structure of scientific papers has been guided by long-standing traditions and norms, and despite criticisms regarding its rigidity [77], the research community continues to adhere to it. In light of the changes brought about by computer-mediated communication, some researchers advocate for new forms of scholarly communication [32, 73]. Our study does not provide sufficient evidence to conclude whether the traditional scientific reporting framework requires modifications. However, our findings offer design implications for tools that assist in scientific paper reading. Researchers may seek different information from a paper depending on their research phase, and while technology could help in extracting and highlighting this information, designers should be aware of the risks associated with lack-of-context and biased interpretations.

5.1.3 Towards more intelligent literature search. Findings from this study indicate that literature search tools should evolve towards greater flexibility and intelligence. First, the quality of keyword-based search results is highly dependent on the keywords entered. Choe et al. [22] observed that novice researchers often struggle with academic terminologies and proposed an interface that recommends relevant keywords based on the current search query. Our study confirmed this challenge but also underscored the need for providing keyword alternatives that capture synonymous research concepts, as this was a common struggle among participants.

More crucially, our findings suggest that keyword-based search methods alone are insufficient for fulfilling the complex and varied needs of researchers. Participants expressed a desire not just to locate papers on specific research topics but also to find research that employs particular methodologies, utilizes specific datasets, or even adopts a particular viewpoint on a research issue. While the exact algorithm behind the Google Scholar search engine remains proprietary, it appears incapable of handling such complex queries.

Thanks to advances in large language models (LLMs) [10], more intelligent search tools could soon become a reality. Preliminary work has already been done on AI-based tools that can identify pertinent papers and summarize their key findings based on user-generated questions rather than mere keywords [51]. Our study implies that LLM-based search tools could better meet the varied needs of researchers. Future work should delve into the user experience and interface design of such tools, aiming to better integrate LLMs into the literature search process.

5.2 Promises and limitations of replicability estimation

Replicability and reproducibility are critical to the integrity of scientific progress. The replicability crisis has gained widespread recognition across disciplines, leading the scientific community to propose various protocols aimed at fostering more reproducible research practices [33, 38]. This study contributes a unique perspective by examining the implications of quantitative metrics on the literature search and review process.

5.2.1 Replicability estimation during literature review. While participants in this study were generally aware of the concepts of reproducibility and replicability and acknowledged their importance, their definitions of these terms varied. This discrepancy underscores the potential need to address these concepts more rigorously in graduate education. For instance, some participants confused the issues of generalizability with those of reproducibility and replicability. Participants P3 and P9 emphasized that specific characteristics of human behavior studies, such as qualitative interviews, are challenging to replicate, calling into question the applicability of replicability to these types of studies. The heightened awareness of the replicability crisis has primarily arisen from publications focusing on quantitative and statistical methods [3]. However, recent arguments from qualitative researchers suggest that even in studies not aimed at hypothesis testing, preregistration practices can enhance reproducibility by serving as a check on subjectivity [52]. The reproducibility of qualitative research remains a significantly underexplored area [25]. Our findings indicate a need to include more qualitative researchers in discussions about reproducibility to broaden awareness and advocate for reproducible practices in qualitative studies.

Contrary to the pronounced importance of the replicability crisis, participants did not explicitly seek out indicators of replicability or reproducibility during their literature searches. Instead, they implicitly evaluated these factors by scrutinizing the methodologies described in the papers they read. While such assessments can be somewhat subjective, objective indicators like data availability, code availability, and preregistration practices could bolster readers' confidence in a study. As such, literature search tool designers should consider highlighting these indicators in search results. Previous studies have shown that open-access (OA) articles are cited slightly more frequently than non-OA articles [80]. However, there is a noticeable gap in research exploring the impact of reproducible practices on citation rates. Our study suggests that incorporating these credibility markers into the literature search experience may encourage researchers to prioritize publications adhering to recommended research practices.

5.2.2 Trustworthy AI estimation of replicability. In this study, we explored the potential for AI to estimate replicability, building upon prior work [75]. Rather than assessing the accuracy of the prototype's estimations, our focus lies in understanding how a quantitative metric for reproducibility and replicability might aid researchers during literature reviews. Broadly speaking, participants expressed hesitancy to trust the AI-generated estimations, attributing their skepticism mainly to the interface's lack of explainability. Explainable AI (XAI) is crucial for fostering user trust in AI applications [76]. While the prototype does offer some explanations about how the synthetic market operates, participants found these explanations insufficient. Specifically, they were unclear about which features most influenced a paper's deemed replicability. Techniques common in XAI, such as quantifying the impact of each input on the output [56], present a promising future direction for enhancing the prototype's interpretability.

Participants also expressed concern over some of the metrics used by the tool, such as the number of authors and university ranking, which they considered counter-intuitive. Generally, researchers tend to rely on methodological rigor to assess reproducibility, rather than these auxiliary metrics. Machine learning models inherently capture correlations in data to make predictions; however, researchers advocate that XAI should aim to identify causal relationships to better align with human understanding [23]. Our results support this view by revealing that reliance on non-causal relationships in the AI model can lead to user concerns about replicability estimations.

Further improvements suggested by participants include the contextualization of estimation scores. On the one hand, the state of reproducibility can vary significantly across disciplines, rendering a 0-100 range too general for universal application. On the other hand, a score like 50 can appear ambiguous to users, necessitating additional context for proper interpretation. As Gunning et al. [42] have posited, the definitions of interpretability and explainability in

XAI may be domain-specific. Our study, as an initial exploration, suggests that within the realm of reproducibility, enhancing both causal reasoning and contextualization is critical for explaining AI models more effectively.

5.2.3 Benefits and risks of estimating replicability. Interpretability and user trust are just one facet of replicability estimation; how researchers actually apply these scores in their work is equally critical for informing design modifications. Some participants expressed reservations about using such a score, citing its limited applicability in qualitative research, a focus on topic relevance over replicability, and a preference for more established metrics like citation counts.

Others speculated that the score could serve as a subjective gauge of integrity for their literature review, support their methodological choices, or even supplement traditional peer review processes. This suggests that participants view reproducibility and replicability as important criteria for research quality, and that a quantitative metric could facilitate their evaluation of scholarly works. While previous studies have associated research quality with reproducibility, they also highlight a lack of uniformity in evaluating reproducibility [47]. Our findings suggest that AI-based estimations could help researchers identify replicable work to serve as foundational premises for their own research.

However, participants also warned against the risks associated with quantifying replicability. Specifically, they were concerned that researchers might chase higher scores in ways that could be counterproductive or unethical. Indeed, it has been argued that efforts to enhance reproducibility may not necessarily promote high-quality research [55]. As such, further investigations are required to explore the practical and ethical ramifications of quantifying replicability. The current study serves as a starting point for examining replicability metrics and highlights their value in raising awareness and fostering education around the issues of reproducibility and replicability.

6 LIMITATIONS AND FUTURE WORK

This study has several limitations that future research should address. First, we relied on a prototype built upon existing work. Although it offers advanced functionalities, there is scope for further refinement, and alternative designs for AI-based replicability estimation could present different advantages and drawbacks. Second, our study used a lab-based demonstration approach to gather feedback. Conducting a longitudinal study that involves the tool's usage in real research settings would provide a more in-depth understanding of its impact on the research life cycle.

Several pertinent questions arose from our findings, although they fall outside the scope of this study. For instance, participants exhibited a somewhat nebulous understanding of reproducibility and replicability, which was further complicated by other concerns related to research validity. While these concerns are intrinsically linked to research quality, the consequences of this overlapping understanding merit further investigation. Furthermore, participants questioned the rationale behind using metrics such as citation counts and author reputation to estimate replicability, despite admitting to using these very metrics in their own literature searches. Future research should explore to what extent this reliance on traditional metrics is a byproduct of community culture rather than an indicator of research quality.

7 CONCLUSION

This study adopted a qualitative approach to explore potential enhancements to literature search, particularly through the integration of reproducibility and replicability estimation. By examining participants' existing literature search practices, we identified key metrics that influence search result filtering. These metrics—such as venue reputation, author reputation, citation counts, and publication recency—are only partially supported by current search tools. There is a clear need for more intelligent search tools that offer users flexibility in retrieving information that suits their

requirements at various stages of research. While incorporating replicability metrics into search processes has potential to support researchers, we observed mixed attitudes towards AI-driven replicability estimations. Issues related to explainability, interpretability, and causality within AI models need to be further addressed to engender user trust. Assuming that these estimations are trustworthy, they could be used to strengthen research design and even facilitate the peer-review process. However, this comes with the caveat that an undue emphasis on reproducibility may not necessarily result in better research quality. Overall, this study offers valuable insights for enhancing the design of literature search and management tools. It also underscores the need for further research aimed at education and advocacy around research integrity.

REFERENCES

- [1] Adam Altmeld, Anna Dreber, Eskil Forsell, Juergen Huber, Taisuke Imai, Magnus Johannesson, Michael Kirchler, Gideon Nave, and Colin Camerer. 2019. Predicting the replicability of social science lab experiments. *PLoS one* 14, 12 (2019), e0225826.
- [2] Lauren Z. Atkinson and Andrea Cipriani. 2018. How to carry out a literature search for a systematic review: a practical guide. *BJPsych Advances* 24, 2 (March 2018), 74–82. <https://doi.org/10.1192/bja.2017.3>
- [3] Monya Baker. 2016. 1,500 scientists lift the lid on reproducibility. *Nature* 533, 7604 (May 2016), 452–454. <https://doi.org/10.1038/533452a> Number: 7604 Publisher: Nature Publishing Group.
- [4] Monya Baker. 2016. Reproducibility crisis. *Nature* 533, 26 (2016), 353–66.
- [5] Michael J. Baker. 2000. Writing a literature review. *The marketing review* 1, 2 (2000), 219–247. ISBN: 1469-347X Publisher: Westburn Publishers Ltd.
- [6] Robert E Bartholomew. 2014. Science for sale: the rise of predatory journals. , 384–385 pages.
- [7] Joeran Beel, Bela Gipp, Stefan Langer, and Corinna Breiteringer. 2016. Research-paper recommender systems: a literature survey. *International Journal on Digital Libraries* 17, 4 (Nov. 2016), 305–338. <https://doi.org/10.1007/s00799-015-0156-0>
- [8] James Berry, Lucas C Coffman, Douglas Hanley, Rania Gihleb, and Alistair J Wilson. 2017. Assessing the rate of replication in economics. *American Economic Review* 107, 5 (2017), 27–31.
- [9] Steven Bethard and Dan Jurafsky. 2010. Who should I cite: learning literature search models from citation behavior. In *Proceedings of the 19th ACM international conference on Information and knowledge management*. ACM, Toronto ON Canada, 609–618. <https://doi.org/10.1145/1871437.1871517>
- [10] Abeba Birhane, Atoosa Kasirzadeh, David Leslie, and Sandra Wachter. 2023. Science in the age of large language models. *Nature Reviews Physics* (2023), 1–4. ISBN: 2522-5820 Publisher: Nature Publishing Group UK London.
- [11] Martin Boeker, Werner Vach, and Edith Motschall. 2013. Google Scholar as replacement for systematic literature searches: good relative recall and precision are not enough. *BMC medical research methodology* 13, 1 (2013), 1–12. ISBN: 1471-2288 Publisher: BioMed Central.
- [12] Lutz Bornmann. 2014. Do altmetrics point to the broader impact of research? An overview of benefits and disadvantages of altmetrics. *Journal of informetrics* 8, 4 (2014), 895–903. ISBN: 1751-1577 Publisher: Elsevier.
- [13] Lutz Bornmann and Hans-Dieter Daniel. 2008. What do citation counts measure? A review of studies on citing behavior. *Journal of documentation* 64, 1 (2008), 45–80. ISBN: 0022-0418 Publisher: Emerald Group Publishing Limited.
- [14] Rotem Botvinik-Nezer, Felix Holzmeister, Colin F Camerer, Anna Dreber, Juergen Huber, Magnus Johannesson, Michael Kirchler, Roni Iwanir, Jeanette A Mumford, R Alison Adcock, et al. 2020. Variability in the analysis of a single neuroimaging dataset by many teams. *Nature* 582, 7810 (2020), 84–88.
- [15] Wichor M. Bramer, Gerdien B. de Jonge, Melissa L. Rethlefsen, Frans Mast, and Jos Kleijnen. 2018. A systematic approach to searching: an efficient and complete method to develop literature searches. *Journal of the Medical Library Association : JMLA* 106, 4 (Oct. 2018), 531–541. <https://doi.org/10.5195/jmla.2018.283>
- [16] Virginia Braun and Victoria Clarke. 2006. Using thematic analysis in psychology. *Qualitative research in psychology* 3, 2 (2006), 77–101.
- [17] Jan vom Brocke, Alexander Simons, Bjoern Niehaves, Bjorn Niehaves, Kai Reimer, Ralf Plattfaut, and Anne Clevén. 2009. Reconstructing the giant: On the importance of rigour in documenting the literature search process. (2009).
- [18] Colin F. Camerer, Anna Dreber, Eskil Forsell, Teck-Hua Ho, Jürgen Huber, Magnus Johannesson, Michael Kirchler, Johan Almenberg, Adam Altmeld, and Taizan Chan. 2016. Evaluating replicability of laboratory experiments in economics. *Science* 351, 6280 (2016), 1433–1436. ISBN: 0036-8075 Publisher: American Association for the Advancement of Science.
- [19] Colin F Camerer, Anna Dreber, Eskil Forsell, Teck-Hua Ho, Jürgen Huber, Magnus Johannesson, Michael Kirchler, Johan Almenberg, Adam Altmeld, Taizan Chan, et al. 2016. Evaluating replicability of laboratory experiments in economics. *Science* 351, 6280 (2016), 1433–1436.
- [20] Colin F Camerer, Anna Dreber, Felix Holzmeister, Teck-Hua Ho, Jürgen Huber, Magnus Johannesson, Michael Kirchler, Gideon Nave, Brian A Nosek, Thomas Pfeiffer, et al. 2018. Evaluating the replicability of social science experiments in Nature and Science between 2010 and 2015. *Nature human behaviour* 2, 9 (2018), 637–644.
- [21] Joseph Chee Chang, Amy X. Zhang, Jonathan Bragg, Andrew Head, Kyle Lo, Doug Downey, and Daniel S. Weld. 2023. CiteSee: Augmenting Citations in Scientific Papers with Persistent and Personalized Historical Context. In *Proceedings of the 2023 CHI Conference on Human Factors in*

- Computing Systems*. ACM, Hamburg Germany, 1–15. <https://doi.org/10.1145/3544548.3580847>
- [22] Kiroong Choe, Seokweon Jung, Seokhyeon Park, Hwajung Hong, and Jinwook Seo. 2021. Papers101: Supporting the Discovery Process in the Literature Review Workflow for Novice Researchers. In *2021 IEEE 14th Pacific Visualization Symposium (PacificVis)*. 176–180. <https://doi.org/10.1109/PacificVis52677.2021.00037> ISSN: 2165-8773.
 - [23] Yu-Liang Chou, Catarina Moreira, Peter Bruza, Chun Ouyang, and Joaquim Jorge. 2022. Counterfactuals and causability in explainable artificial intelligence: Theory, algorithms, and applications. *Information Fusion* 81 (May 2022), 59–83. <https://doi.org/10.1016/j.inffus.2021.11.003>
 - [24] Morris F Cohen. 2011. *An introduction to logic and scientific method*. Read Books Ltd.
 - [25] Nicki Lisa Cole, Sven Ulpts, Tony Ross-Hellauer, Agata Bochynska, and Thomas Klebel. 2023. Integrative review of conceptions and facilitators of and barriers to reproducibility of qualitative research. (July 2023). <https://doi.org/10.17605/OSF.IO/Q4XWK> Publisher: OSF.
 - [26] Open Science Collaboration. 2015. Estimating the reproducibility of psychological science. *Science* 349, 6251 (2015), aac4716. ISBN: 0036-8075 Publisher: American Association for the Advancement of Science.
 - [27] Open Science Collaboration. 2015. Estimating the reproducibility of psychological science. *Science* 349, 6251 (2015), aac4716.
 - [28] Christian Collberg, Todd Proebsting, Gina Moraila, Akash Shankaran, Zuoming Shi, and Alex M Warren. 2014. Measuring reproducibility in computer systems research. *Department of Computer Science, University of Arizona, Tech. Rep* 37 (2014).
 - [29] Chris Cooper, Andrew Booth, Jo Varley-Campbell, Nicky Britten, and Ruth Garside. 2018. Defining the process to literature searching in systematic reviews: a literature review of guidance and supporting studies. *BMC Medical Research Methodology* 18, 1 (Aug. 2018), 85. <https://doi.org/10.1186/s12874-018-0545-3>
 - [30] Florian Cova, Brent Strickland, Angela Abatista, Aurélien Allard, James Andow, Mario Attie, James Beebe, Renatas Berniūnas, Jordane Boudesseul, Matteo Colombo, et al. 2021. Estimating the reproducibility of experimental philosophy. *Review of Philosophy and Psychology* 12 (2021), 9–44.
 - [31] John W Creswell and Dana L Miller. 2000. Determining validity in qualitative inquiry. *Theory into practice* 39, 3 (2000), 124–130.
 - [32] Harriet Dashnow, Andrew Lonsdale, and Philip E. Bourne. 2014. Ten Simple Rules for Writing a PLOS Ten Simple Rules Article. *PLOS Computational Biology* 10, 10 (Oct. 2014), e1003858. <https://doi.org/10.1371/journal.pcbi.1003858> Publisher: Public Library of Science.
 - [33] Fabrice De Chaumont, Stéphane Dallongeville, Nicolas Chenouard, Nicolas Hervé, Sorin Pop, Thomas Provoost, Vannary Meas-Yedid, Praveen Pankajakshan, Timothée Lecomte, and Yoann Le Montagner. 2012. Icy: an open bioimage informatics platform for extended reproducible research. *Nature methods* 9, 7 (2012), 690–696. ISBN: 1548-7091 Publisher: Nature Publishing Group US New York.
 - [34] Nurullah Demir, Matteo Große-Kampmann, Tobias Urban, Christian Wressnegger, Thorsten Holz, and Norbert Pohlmann. 2022. Reproducibility and Replicability of Web Measurement Studies. In *Proceedings of the ACM Web Conference 2022*. ACM, Virtual Event, Lyon France, 533–544. <https://doi.org/10.1145/3485447.3512214>
 - [35] Cody Dunne, Ben Shneiderman, Robert Gove, Judith Klavans, and Bonnie Dorr. 2012. Rapid understanding of scientific paper collections: Integrating statistics, text analytics, and visualization. *Journal of the American Society for Information Science and Technology* 63, 12 (2012), 2351–2369. <https://doi.org/10.1002/asi.22652> _eprint: <https://onlinelibrary.wiley.com/doi/pdf/10.1002/asi.22652>.
 - [36] Charles G. Durbin. 2009. How to read a scientific research paper. *Respiratory care* 54, 10 (2009), 1366–1371. ISBN: 0020-1324 Publisher: Respiratory Care.
 - [37] Timothy M Errington, Elizabeth Iorns, William Gunn, Fraser Elisabeth Tan, Joelle Lomax, and Brian A Nosek. 2014. An open investigation of the reproducibility of cancer biology research. *Elife* 3 (2014), e04333.
 - [38] Erin D. Foster and Ariel Deardorff. 2017. Open science framework (OSF). *Journal of the Medical Library Association: JMLA* 105, 2 (2017), 203. Publisher: Medical Library Association.
 - [39] Eugene Garfield. 1977. Proposal for a new profession-scientific reviewer. *Current contents* 14 (1977), 5–8. Publisher: INST SCI INFORM INC 3501 MARKET ST, PHILADELPHIA, PA 19104.
 - [40] Trisha Greenhalgh. 1997. How to read a paper: Assessing the methodological quality of published papers. *Bmj* 315, 7103 (1997), 305–308. ISBN: 0959-8138 Publisher: British Medical Journal Publishing Group.
 - [41] Odd Erik Gundersen and Sigbjørn Kjensmo. 2018. State of the art: Reproducibility in artificial intelligence. In *Proceedings of the AAAI Conference on Artificial Intelligence*, Vol. 32. Issue: 1.
 - [42] David Gunning, Mark Stefik, Jaesik Choi, Timothy Miller, Simone Stumpf, and Guang-Zhong Yang. 2019. XAI—Explainable artificial intelligence. *Science Robotics* 4, 37 (Dec. 2019), eaay7120. <https://doi.org/10.1126/scirobotics.aay7120>
 - [43] Michael B. Harari, Heather R. Parola, Christopher J. Hartwell, and Amy Riegelman. 2020. Literature searches in systematic reviews and meta-analyses: A review, evaluation, and recommendations. *Journal of Vocational Behavior* 118 (April 2020), 103377. <https://doi.org/10.1016/j.jvb.2020.103377>
 - [44] Andrew Head, Kyle Lo, Dongyeop Kang, Raymond Fok, Sam Skjonsberg, Daniel S. Weld, and Marti A. Hearst. 2021. Augmenting Scientific Papers with Just-in-Time, Position-Sensitive Definitions of Terms and Symbols. In *Proceedings of the 2021 CHI Conference on Human Factors in Computing Systems (CHI '21)*. Association for Computing Machinery, New York, NY, USA, 1–18. <https://doi.org/10.1145/3411764.3445648>
 - [45] Megan L. Head, Luke Holman, Rob Lanfear, Andrew T. Kahn, and Michael D. Jennions. 2015. The extent and consequences of p-hacking in science. *PLoS biology* 13, 3 (2015), e1002106. ISBN: 1545-7885 Publisher: Public Library of Science.
 - [46] Elisa L Hill-Yardin, Mark R Hutchinson, Robin Laycock, and Sarah J Spencer. 2023. A Chat (GPT) about the future of scientific publishing. *Brain Behav Immun* 110 (2023), 152–154.
 - [47] Martin E. Héroux, Annie A. Butler, Aidan G. Cashin, Euan J. McCaughey, Andrew J. Affleck, Michael A. Green, Andrew Cartwright, Matthew Jones, Kim M. Kiely, Kimberley S. van Schooten, Jasmine C. Menant, Michael Wewege, and Simon C. Gandevia. 2022. Quality Output Checklist

- and Content Assessment (QuOCCA): a new tool for assessing research quality and reproducibility. *BMJ Open* 12, 9 (Sept. 2022), e060976. <https://doi.org/10.1136/bmjopen-2022-060976> Publisher: British Medical Journal Publishing Group Section: Communication.
- [48] Srinivasan Keshav. 2007. How to read a paper. *ACM SIGCOMM Computer Communication Review* 37, 3 (2007), 83–84. ISBN: 0146-4833 Publisher: ACM New York, NY, USA.
- [49] Mallory C. Kidwell, Ljiljana B. Lazarević, Erica Baranski, Tom E. Hardwicke, Sarah Piechowski, Lina-Sophia Falkenberg, Curtis Kennett, Agnieszka Slowik, Carina Sonnleitner, and Chelsey Hess-Holden. 2016. Badges to acknowledge open practices: A simple, low-cost, effective method for increasing transparency. *PLoS biology* 14, 5 (2016), e1002456. ISBN: 1544-9173 Publisher: Public Library of Science San Francisco, CA USA.
- [50] Seth A. King, Douglas Kostewicz, Olivia Enders, Taneal Burch, Argnue Chitiyo, Johanna Taylor, Sarah DeMaria, and Milsha Reid. 2020. Search and Selection Procedures of Literature Reviews in Behavior Analysis. *Perspectives on Behavior Science* 43, 4 (Dec. 2020), 725–760. <https://doi.org/10.1007/s40614-020-00265-9>
- [51] Janice Y. Kung. 2023. Elicit. *The Journal of the Canadian Health Libraries Association* 44, 1 (April 2023), 15–18. <https://doi.org/10.29173/jchla29657>
- [52] Tamarinde L. Haven and Dr. Leonie Van Grootel. 2019. Preregistering qualitative research. *Accountability in Research* 26, 3 (April 2019), 229–244. <https://doi.org/10.1080/08989621.2019.1580147> Publisher: Taylor & Francis _eprint: <https://doi.org/10.1080/08989621.2019.1580147>.
- [53] Manoj Mathew Lalu, Larissa Shamseer, Kelly D Cobey, and David Moher. 2017. How stakeholders can respond to the rise of predatory journals. *Nature Human Behaviour* 1, 12 (2017), 852–855.
- [54] Younghwa Lee, Kenneth A. Kozar, and Kai RT Larsen. 2003. The technology acceptance model: Past, present, and future. *Communications of the Association for information systems* 12, 1 (2003), 50.
- [55] Sabina Leonelli. 2018. Rethinking Reproducibility as a Criterion for Research Quality. In *Including a Symposium on Mary Morgan: Curiosity, Imagination, and Surprise*. Research in the History of Economic Thought and Methodology, Vol. 36B. Emerald Publishing Limited, 129–146. <https://doi.org/10.1108/S0743-41542018000036B009>
- [56] Pantelis Linardatos, Vasilis Papastefanopoulos, and Sotiris Kotsiantis. 2021. Explainable AI: A Review of Machine Learning Interpretability Methods. *Entropy* 23, 1 (Jan. 2021), 18. <https://doi.org/10.3390/e23010018> Number: 1 Publisher: Multidisciplinary Digital Publishing Institute.
- [57] Shengbo Liu, Chaomei Chen, Kun Ding, Bo Wang, Kan Xu, and Yuan Lin. 2014. Literature retrieval based on citation context. *Scientometrics* 101, 2 (Nov. 2014), 1293–1307. <https://doi.org/10.1007/s11192-014-1233-7>
- [58] Matthew C. Makel, Jonathan A. Plucker, and Boyd Hegarty. 2012. Replications in psychology research: How often do they really occur? *Perspectives on Psychological Science* 7, 6 (2012), 537–542. ISBN: 1745-6916 Publisher: Sage Publications Sage CA: Los Angeles, CA.
- [59] Alberto Martín-Martin, Rodrigo Costas, Thed Van Leeuwen, and Emilio Delgado López-Cózar. 2018. Evidence of open access of scientific publications in Google Scholar: A large-scale analysis. *Journal of informetrics* 12, 3 (2018), 819–841. ISBN: 1751-1577 Publisher: Elsevier.
- [60] Erin C. McKiernan, Philip E. Bourne, C. Titus Brown, Stuart Buck, Amye Kenall, Jennifer Lin, Damon McDougall, Brian A. Nosek, Karthik Ram, and Courtney K. Soderberg. 2016. How open science helps researchers succeed. *elife* 5 (2016), e16800. ISBN: 2050-084X Publisher: eLife Sciences Publications, Ltd.
- [61] Blakeley B McShane, Jennifer L Tackett, Ulf Böckenholt, and Andrew Gelman. 2019. Large-scale replication projects in contemporary psychological research. *The American Statistician* 73, sup1 (2019), 99–105.
- [62] Marcin Milkowski, Witold M. Hensel, and Mateusz Hohol. 2018. Replicability or reproducibility? On the replication crisis in computational neuroscience and sharing only relevant detail. *Journal of Computational Neuroscience* 45, 3 (Dec. 2018), 163–172. <https://doi.org/10.1007/s10827-018-0702-z>
- [63] Marcus R. Munafò, Brian A. Nosek, Dorothy VM Bishop, Katherine S. Button, Christopher D. Chambers, Nathalie Percie du Sert, Uri Simonsohn, Eric-Jan Wagenmakers, Jennifer J. Ware, and John Ioannidis. 2017. A manifesto for reproducible science. *Nature human behaviour* 1, 1 (2017), 1–9. ISBN: 2397-3374 Publisher: Nature Publishing Group.
- [64] National Academies of Sciences, Engineering, and Medicine et al. 2019. *Reproducibility and replicability in science*. National Academies Press.
- [65] Brian A. Nosek, George Alter, George Christopher Banks, Denny Borsboom, Sara Bowman, Steven Breckler, Stuart Buck, Chris Chambers, Gilbert Chin, and Garret Christensen. 2016. Transparency and openness promotion (TOP) guidelines. (2016). Publisher: OSF Preprints.
- [66] Brian A. Nosek and Yoav Bar-Anan. 2012. Scientific utopia: I. Opening scientific communication. *Psychological Inquiry* 23, 3 (2012), 217–243. ISBN: 1047-840X Publisher: Taylor & Francis.
- [67] Brian A. Nosek, Charles R. Ebersole, Alexander C. DeHaven, and David T. Mellor. 2018. The preregistration revolution. *Proceedings of the National Academy of Sciences* 115, 11 (March 2018), 2600–2606. <https://doi.org/10.1073/pnas.1708274114> Company: National Academy of Sciences Distributor: National Academy of Sciences Institution: National Academy of Sciences Label: National Academy of Sciences Publisher: Proceedings of the National Academy of Sciences.
- [68] Brian A Nosek, Tom E Hardwicke, Hannah Moshontz, Aurélien Allard, Katherine S Corker, Anna Dreber Almenberg, Fiona Fidler, Joseph Hilgard, Melissa Kline, Michèle B Nuijten, et al. 2021. Replicability, robustness, and reproducibility in psychological science. (2021).
- [69] Srishti Palani, Aakanksha Naik, Doug Downey, Amy X. Zhang, Jonathan Bragg, and Joseph Chee Chang. 2023. Relatedly: Scaffolding Literature Reviews with Existing Related Work Sections. In *Proceedings of the 2023 CHI Conference on Human Factors in Computing Systems*. ACM, Hamburg Germany, 1–20. <https://doi.org/10.1145/3544548.3580841>
- [70] Samuel Pawel and Leonhard Held. 2020. Probabilistic forecasting of replication studies. *PloS one* 15, 4 (2020), e0231416.
- [71] Joelle Pineau, Philippe Vincent-Lamarre, Koustuv Sinha, Vincent Larivière, Alina Beygelzimer, Florence d’Alché Buc, Emily Fox, and Hugo Larochelle. 2021. Improving Reproducibility in Machine Learning Research. *Journal of Machine Learning Research* 22 (2021).

- [72] Hans E. Plesser. 2018. Reproducibility vs. Replicability: A Brief History of a Confused Terminology. *Frontiers in Neuroinformatics* 11 (2018). <https://www.frontiersin.org/articles/10.3389/fninf.2017.00076>
- [73] Diego Ponte and Judith Simon. 2011. Scholarly Communication 2.0: Exploring Researchers' Opinions on Web 2.0 for Scientific Knowledge Creation, Evaluation and Dissemination. *Serials Review* 37, 3 (Sept. 2011), 149–156. <https://doi.org/10.1080/00987913.2011.10765376> Publisher: Routledge eprint: <https://www.tandfonline.com/doi/pdf/10.1080/00987913.2011.10765376>.
- [74] Edward Raff. 2019. A step toward quantifying independently reproducible machine learning research. *Advances in Neural Information Processing Systems* 32 (2019).
- [75] Sarah Rajtmajer, Christopher Griffin, Jian Wu, Robert Fraleigh, Laxmaan Balaji, Anna Squicciarini, Anthony Kwasnica, David Pennock, Michael McLaughlin, Timothy Fritton, et al. 2021. A Synthetic Prediction Market for Estimating Confidence in Published Work. *arXiv preprint arXiv:2201.06924* (2021).
- [76] Wojciech Samek and Klaus-Robert Müller. 2019. Towards Explainable Artificial Intelligence. In *Explainable AI: Interpreting, Explaining and Visualizing Deep Learning*, Wojciech Samek, Grégoire Montavon, Andrea Vedaldi, Lars Kai Hansen, and Klaus-Robert Müller (Eds.). Springer International Publishing, Cham, 5–22. https://doi.org/10.1007/978-3-030-28954-6_1
- [77] Luciana B. Sollaci and Mauricio G. Pereira. 2004. The introduction, methods, results, and discussion (IMRAD) structure: a fifty-year survey. *Journal of the medical library association* 92, 3 (2004), 364. Publisher: Medical Library Association.
- [78] Piotr Sorokowski, Emanuel Kulczycki, Agnieszka Sorokowska, and Katarzyna Pisanski. 2017. Predatory journals recruit fake editor. *Nature* 543, 7646 (2017), 481–483.
- [79] Nicole Sultanum, Christine Murad, and Daniel Wigdor. 2020. Understanding and Supporting Academic Literature Review Workflows with LitSense. In *Proceedings of the International Conference on Advanced Visual Interfaces*. ACM, Salerno Italy, 1–5. <https://doi.org/10.1145/3399715.3399830>
- [80] Katherine A. Tamminen and Zoë A. Poucher. 2018. Open science in sport and exercise psychology: Review of current approaches and considerations for qualitative inquiry. *Psychology of Sport and Exercise* 36 (2018), 17–28. <https://doi.org/10.1016/j.psychsport.2017.12.010> Place: Netherlands Publisher: Elsevier Science.
- [81] Carol Tenopir, Lisa Christian, and Jordan Kaufman. 2019. Seeking, Reading, and Use of Scholarly Articles: An International Study of Perceptions and Behavior of Researchers. *Publications* 7, 1 (March 2019), 18. <https://doi.org/10.3390/publications7010018> Number: 1 Publisher: Multidisciplinary Digital Publishing Institute.
- [82] Mike Thelwall, Stefanie Haustein, Vincent Larivière, and Cassidy R. Sugimoto. 2013. Do altmetrics work? Twitter and ten other social web services. *PloS one* 8, 5 (2013), e64841. ISBN: 1932-6203 Publisher: Public Library of Science San Francisco, USA.
- [83] Jian Wu, Rajal Nivargi, Sree Sai Teja Lanka, Arjun Manoj Menon, Sai Ajay Modukuri, Nishanth Nakshatri, Xin Wei, Zhuoer Wang, James Caverlee, Sarah M Rajtmajer, et al. 2021. Predicting the Reproducibility of Social and Behavioral Science Papers Using Supervised Learning Models. *arXiv preprint arXiv:2104.04580* (2021).
- [84] Erjia Yan and Ying Ding. 2010. Weighted citation: An indicator of an article's prestige. *Journal of the American Society for Information Science and Technology* 61, 8 (2010), 1635–1643. ISBN: 1532-2882 Publisher: Wiley Online Library.
- [85] Yang Yang, Wu Youyou, and Brian Uzzi. 2020. Estimating the deep replicability of scientific findings using human and artificial intelligence. *Proceedings of the National Academy of Sciences* 117, 20 (2020), 10762–10768.
- [86] Yifan Zhu, Qika Lin, Hao Lu, Kaize Shi, Ping Qiu, and Zhendong Niu. 2021. Recommending scientific paper via heterogeneous knowledge embedding based attentive recurrent neural networks. *Knowledge-Based Systems* 215 (March 2021), 106744. <https://doi.org/10.1016/j.knosys.2021.106744>