

Interpretability, Generalizability, and Memory of Reinforcement Learning Agents in Closed Drafting Games

Ryan Rezai^{1,*}, Jason Wang^{2,*}

¹University of Waterloo, ²Harvard University
rezai@uwaterloo.ca, jasonwang1@college.harvard.edu

Abstract

Closed drafting or “pick and pass” is a popular game mechanic where each round players select a card or other playable element from their hand and pass the rest to the next player. In this paper, we establish first-principle interpretability, generalizability, and memory benchmarks for studying model-free reinforcement learning (RL) algorithms playing closed drafting games. Specifically in a popular family of closed drafting games called “Sushi Go Party!”, in which we achieve state-of-the-art performance. We fit decision rules to interpret the strategy of trained RL agents and compare these to the ranking preferences of different types of human players, finding easily understandable explanations of the disparate performance of RL agents in this environment. As Sushi Go Party! can be expressed as a set of closely-related games based on the set of cards in play, we quantify the generalizability of RL models trained on various sets of cards, establishing key trends between performance and the set distance between the train and evaluation game configurations. Using the explicitly calculable memory of other player’s hands in closed drafting games, we create measures of the ability of RL models to learn memory.

Introduction

There are elements of closed drafting games that are useful for studying interpretability, generalizability, and memory in reinforcement learning. Interpreting model behaviour is benefited by the limited number of cards that are available for the model to choose from at a given time. This means that general preferences for one card over another can be measured, and the learned strategy of models can be summarized in a way that is understandable to people. Generalizability can be studied through the highly customizable nature of card drafting, where different sets of cards can be in play, and each configuration is related to another in measurable degrees. Memory can be studied due to fact that memory of past hands is part of successful strategies, but is not directly provided to players. This means that we can explicitly include or exclude memory to study how/if agents learn memory.

To our knowledge, no prior works have studied closed drafting, although a few have incidentally used game environments with the mechanic. In particular, the bestseller

Sushi Go was first studied by (Soen 2019) who simplified the setting to a full-information one, (Liu 2020) who introduced a baseline of a rule-based agent following a set card priority ranking, and (Klang et al. 2021) who placed Sushi Go in the general setting of tabletop games, although without the specificity of closed drafting we intend to study.

Our contributions in this paper are to (1) create a closed drafting Sushi Go multi-agent RL environment that supports the explicit inclusion/exclusion of memory, (2) establish a baseline for comparing different RL algorithms across memory conditions and game configurations, (3) quantify generalization dynamics in closed-drafting games, and (4) demonstrate a more penetrating ability to interpret model behaviour made possible by the closed drafting framework.

Problem Statement and Methods

Setup We define a closed drafting game as a finite-horizon POMDP (μ, S, A, P, r, H) : the tuple of initial state distribution, state space, action space, state transitions, reward function, and horizon length. We encode a hand of cards as a frequency vector $(c_1, c_2, \dots, c_n)^T$ where c_i denotes the number of cards of kind i in the hand, and n denotes the total number of unique cards. The action space is the kind of card to play $A = \{1, \dots, n\}$. The state space is specified by the hands of each player and the played cards, but the observation excludes the hands of the other players. Closed drafting mechanics introduce the restriction that the length of each hand is equal, and the length of a hand and the length of a player’s played cards sums to H . Further, the transition dynamic is a simple function that simply rotates the hands - this enables us to work out some of the cards of other hands, and we can optionally explicitly provide the optimally sleuthed information in the observation. It is this simple transition dynamic that makes memory considerably easier to study in this constrained closed drafting environment.

The Sushi Go environment only allows for a subset of total available unique cards to be used during a single game. In a typical game, nine out of the thirty-seven unique cards available will be selected for use. The game can become more competitive depending on the selection of cards chosen. We refer to this selection as a game configuration.

Memory Strategies for playing drafting games incorporate an element of memorization. The hand a player has at

*These authors contributed equally.

the end of a round is passed to a neighbouring player, and in turn they receive a hand of the same size from a neighbouring player. This is circular, meaning that a player can use the knowledge of past hands in their decision making. In our Sushi Go environment, we enable RL agents to explicitly retain a memory input of past hands.

To see how explicit memory modulates agent behaviour, we propose two methods targeting distinct aspects of what it means to learn memory. The first is a classic t-test to compare whether agents given explicit memory and agents without the memory features have a statistically significant difference in game performance. This, however, does not mean that memory is helping in the way we think, especially if memory is not truly utilized by the model or if differences arise just because of the additional input dimensionality. We thus invent a new memorization test based on perturbing the memory portion of the input and measuring the KL divergence between the probability distributions over the action space:

$$\text{MemInfluence}(\pi) = \mathbb{E}_{s' \sim \text{Pert}(s)} [D_{KL}(\pi(\cdot|s') || \pi(\cdot|s))]$$

where $s' \sim \text{Pert}(s)$ denotes changing one card in the memory of the previous player’s hand. This metric more directly monitors how changing the memory changes the model’s chosen action, regardless of how useful for end performance.

Generalization To quantify the degree of similarity between game configurations, given A, B as the sets of cards in play respectively, we define the set distance defined as:

$$\text{EnvSim}(A, B) = |(A \cup B) \setminus (A \cap B)|.$$

Then, we can describe the average generalization performance k steps away as the expected performance of a model trained on an environment A and evaluated on an environment B with EnvSim of k .

Interpretability Decision rules is an inherently interpretable method which maps short Boolean conjunctives of the inputs to the output classification. Learning them involves fitting a tree ensemble and selecting the most precise yet disparate collection of rules from the decision tree branches. We use SkopeRules’ implementation.

Experiments

Human Player Priority Lists We describe the preferences of different types of human players by constructing priority lists based on playing data from the website Board Game Arena. Data from 172,357 games of Sushi Go Party! are collected. The average number of points derived from each card over all games is used to construct a priority list we call the “Average Human Player Priority”. It approximates the worth of each card to the average human player. Board Game Arena assigns an ELO score to each player registered on the website. Looking at the top six players with the highest ELO score and with at least 400 played games, we construct a priority list called the “Elite Human Player Priority”. These elite players have played a total of 7728 games.

Human-Like Agent To benchmark the performance of our RL agents, we prepared a human-like agent which simply follows the “Average Human Player Priority” list. Our DQN agents will play against these human-like agents in the next experiments.

Model Training We train the DQN models via self-play. We use the same neural network architecture (four hidden layers of 128 units each). Other hyperparameters are hand-tuned until baseline performance. The reward function is the points scored plus 100 at the end if the game is won.

Trends by Game Configuration Distance To observe generalization dynamics of the RL agents, we prepare 5 game configurations. One is based on the “My First Meal” configuration found in the instruction manual for Sushi Go Party, intended for beginner players. Another is based on the “Cutthroat Combo” configuration, intended for advanced players. We interpolate 3 game configurations in-between “My First Meal” and “Cutthroat Combo” by incrementally swapping one unique card for another. This gives us an incrementally more difficult series of game configurations.

We train 10 DQN models on each configuration for 10 epochs, then test each on all 5 game configurations against our human-like baseline (see Figure 1).

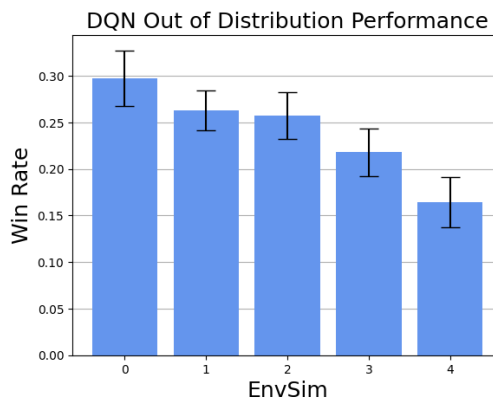


Figure 1: Win Rate Decreases the Larger the Set Distance

Nuanced Memory Findings We use the “My First Meal” configuration where we believe memory effects will be strong due to the presence of “set completion” cards that need all elements to score any points, so their point values towards the end are highly dependent on remaining cards. We approximate our MemInfluence metric by sampling 10 random perturbations to a given state, and sampling 100 states from the second half of the round when the cards have rotated at least once around.

A t-test gives a statistically significant p-value of 1.4×10^{-65} , and the difference in mean reward is a substantial 14.08. However, MemInfluence is 1.96×10^{-4} , which means the distributions over next actions are essentially unchanged.

Thus, from a performance standpoint the DQN does significantly better with the memory explicitly given, intimating the failure of the model to capture memory effects on its own.



Figure 2: Human vs. DQN Priorities¹

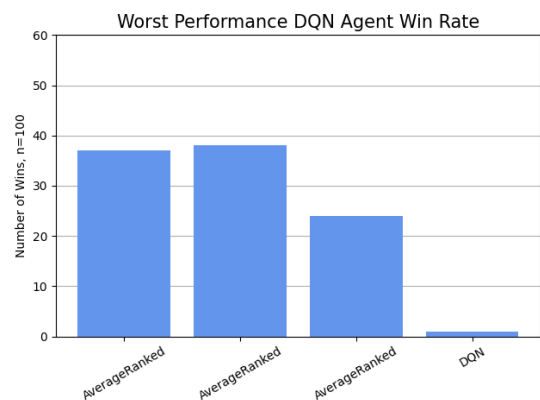
However, we find that even the DQN trained with explicit memory does not appear to be influenced too heavily by it per the small MemInfluence metric.

One upside is that the MemInfluence metric finds the states where perturbing the memory causes the greatest change in chosen action. It turns out that this occurs in the second to last round, aligning with our intuition that this is when memory becomes especially important (for example, in knowing if you can finish a set), in which case the maximal difference from a single card change is a 6% shift in the probability distribution for deciding between Tempura (a set completion card) and Soy Sauce (not a set completion card).

Interpretable Priority Comparisons We sample a dataset of observation-action pairs from the trajectory of three representative DQN agents (the one with worst performance against human-like agents, one with middling performance against human-like agents, the one with best performance against human-like agents) to fit decision rules on,

¹There are several Maki cards in Sushi Go, but the Board Game Arena statistics and our analysis will consider them together.

looking at the second to last round with two cards remaining to get pairwise preferences. We use this to reconstruct the closest priority ranking for each of the three representative DQN agents. We compare these to the priority lists of the different types of human players (see Figure 2).



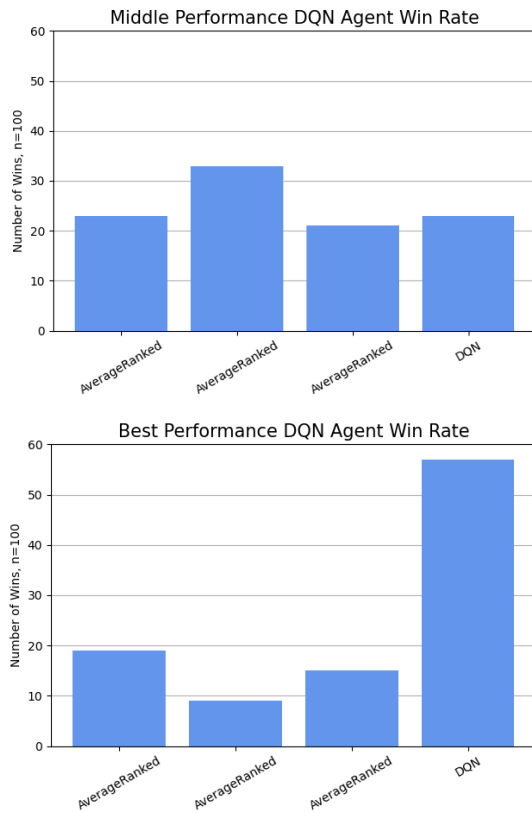


Figure 3: Worst, Medium, and Best DQN Agent Win Rate against Average Human-Like Agents (“AverageRanked”), 100 Games Each

Discussion

We demonstrate that closed drafting is an understudied but highly useful testbed for characterizing the interpretability, generalizability, and memory of RL algorithms. We design agents based on simple priority lists derived from human playing activity to benchmark agent generalizability. We use the properties of our environment to propose metrics for measuring the memory effects and the ability of RL agents to learn memory. Furthermore, we construct priority lists representing trained RL agents that can easily be interpreted against the preferences of different types of human players to intuitively observe differences in RL model strategy. We observe the movement of a single playable element (in this case Squid) through the priority list as explanation for the difference in performance between the models against the human-like agents.

Future work includes formalizing a general method of constructing priority lists and expanding this analysis to other closed drafting games. Running our experiments on more environments may shed light on more universal trends across closed drafting games. Simple enough closed drafting games could be fully solved with game theory and also accessible enough for a mechanistic interpretability probe to provide more evidence for the manifestation of memory.

References

- Klang, C.-M. E.; Enhörning, V.; Alvarez, A.; and Font, J. 2021. Assessing Simultaneous Action Selection and Complete Information in TAG with Sushi Go! In *2021 IEEE Conference on Games (CoG)*, 01–04. IEEE.
- Liu, M. 2020. Reinforcement Learning & Sushi Go!
- Soen, A. 2019. Making Tasty Sushi Using Reinforcement Learning and Genetic Algorithms.