

A Comparative Evaluation of Automated Analysis Tools for Solidity Smart Contracts

Zhiyuan Wei, Xianhao Zhang, Jing Sun, Zijian Zhang, Zhen Li, Meng Li, Yuqiang Sun, Yue Xue, Yang Liu, Liehuang Zhu

Abstract—Since Solidity smart contracts manage trillions of dollars in virtual assets across various domains, they have become prime targets for cyberattacks. A significant challenge for the academic community is to objectively and comprehensively evaluate and compare existing automated tools for detecting vulnerabilities in smart contracts. However, current studies face limitations in three key areas: evaluation criteria, timeliness, and decision-making.

In this paper, we aim to address these limitations in four key areas: (1) We propose a novel criterion for evaluating these tools, based on the ISO/IEC 25010 standard, one of the most recent international standards for software quality assessment. (2) Using these evaluation criteria, we develop a scoring framework for smart contract analysis tools by leveraging two decision-making algorithms. (3) We construct a benchmark that encompasses two distinct datasets: a collection of 389 labeled smart contracts and a scaled set of 20,000 unique cases from real-world contracts. The first dataset allows us to assess how well the tools handle a variety of specific vulnerabilities, while the second provides a more realistic test of their performance on practical smart contracts. (4) We examine 13 automatic tools, focusing specifically on their ability to identify vulnerabilities in Solidity smart contracts and analyzing the differences introduced by various vulnerability detection techniques.

The entire evaluation process involves 85,057 scanning tasks ($13 \times 389 + 4 \times 20,000$), empirically validating the effectiveness of the scoring framework and offering a new approach for evaluating smart contract analysis tools. Through this evaluation, we aim to provide developers and researchers with valuable guidance on selecting and using smart contract analysis tools and contribute to ongoing efforts to improve the security and reliability of smart contracts. Our evaluation results, along with benchmark datasets, are available at <https://github.com/bit-smartcontract-analysis/smartcontract-benchmark>.

Index Terms—Blockchain, Solidity, smart contracts, vulnerabilities, benchmarking, tool evaluation.

Manuscript received October 1, 2023. (Corresponding author: Zijian Zhang, Meng Li).

Xianhao Zhang, Zijian Zhang and Liehuang Zhu are with the School of Cyberspace Science and Technology at Beijing Institute of Technology, Beijing, China (e-mail: zhangxh@bit.edu.cn; zhangzijian@bit.edu.cn; liehuangz@bit.edu.cn).

Zhiyuan Wei and Zhen Li with the School of Computer Science and Technology at Beijing Institute of Technology, Beijing, China (e-mail: weizhiyuan@bit.edu.cn; zhen.li@bit.edu.cn).

Jing Sun is with the School of Computer Science at University of Auckland, New Zealand (e-mail: jing.sun@auckland.ac.nz).

Meng Li is with the School of Computer Science and Information Engineering at Hefei University of Technology, Hefei, China (e-mail: mengli@hfut.edu.cn).

Yuqiang Sun and Yang Liu are with the School of Computer Science and Engineering at Nanyang Technological University, Singapore, Singapore (e-mail: suny0056@e.ntu.edu.sg; yangliu@ntu.edu.sg).

Yue Xue is with MetaTrust Labs, Singapore, Singapore (e-mail: xueyue@metatrust.io).

I. INTRODUCTION

SMART contracts, defined as self-executing agreements encoded in software, have gained popularity across diverse domains where security and privacy are crucial [1]. They enable transactions and agreements to be carried out without the need for a central authority mechanism or system by a distributed, decentralized blockchain network. And owing to the immutable nature of the blockchain, any smart contract deployed therein strictly adheres to its predefined rules during execution. Recently, the majority of blockchain platforms have incorporated support for smart contracts. Ethereum [2], as a pioneering blockchain platform, expanded the range of blockchain applications and use cases through the introduction of smart contracts. As a consequence, it expanded the range of possible applications and use cases for blockchain technology. Prior to Ethereum's advent, the blockchain was primarily associated with cryptocurrency transactions. However, with the introduction of smart contracts, platforms such as Ethereum, Hyperledger Fabric [3], EOSIO [4], and ChainMaker [5] have opened up avenues for more complex, programmable transactions and applications. These applications go beyond simple asset transfers, including Decentralized Finance (DeFi), supply chain management, voting systems, and Decentralized Autonomous Organizations (DAOs).

However, solidity smart contracts have seen numerous instances of high-profile vulnerabilities and exploits in the past [6], [7]. One infamous case occurred in 2016, when attackers exploited vulnerabilities to divert more than 3.6 million ether into a separate entity known as a child DAO [8]. Another notable incident involved a significant vulnerability in the Parity Multisig Wallet, resulting in a financial loss approximating 30 million USD [10]. Secure contracts is crucial for their development and wider application. Furthermore, creating secure smart contracts are far from a trivial task. In a preliminary study performed on 19,366 Ethereum contracts, 8,833 of them were flagged as vulnerable, accounting for nearly half of the contracts examined [11]. Another study by Nikolić et al. underscores these findings [9], discovering that 34,200 out of nearly one million Ethereum contracts analyzed were flagged as vulnerable. These studies suggest that the current state of smart contract development might not be adequately addressing security concerns, highlighting the importance of robust smart contract analysis and stringent security practices. Comprehensive analysis allows developers to proactively identify and mitigate potential risks prior to de-

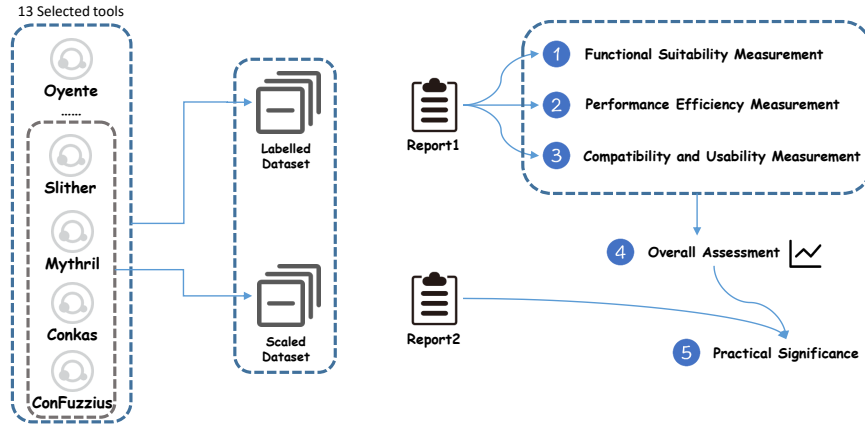


Fig. 1. Overview of our study

playing smart contracts in a production environment. Manual examination of smart contracts, while possible, can be time-consuming and prone to errors. Consequently, the development of automatic analysis tools, capable of efficiently detecting vulnerabilities, has gained importance.

Automatic analysis tools leverage a variety of techniques to automate and enhance the efficiency of the analysis process [12]. Firstly, these tools can process extensive codebases, libraries, and frameworks, thereby conserving developers' time and effort. Secondly, they can conduct exhaustive scans of smart contract code to detect a multitude of vulnerabilities and potential issues. Lastly, they can minimize the risk of human error and ensure consistent, reliable results. The Ethereum research community has actively contributed to the development of automated analysis tools [14], aiming to enhance the security and reliability of smart contracts.

Previous researchers have made pioneering efforts in evaluating automated vulnerability detection tools for smart contracts, such as constructing annotated benchmarks, developing standardized tool execution frameworks, and conducting in-depth analysis of detection effectiveness for specific vulnerabilities based on experimental results. However, we still find that existing work often exhibits the following limitations:

- 1) **Evaluation Metric Limitations:** Past researches [15], [57], [119] have primarily focused on metrics such as Accuracy, Precision, Recall, and F1-score, along with evaluating the time performance of tools. This results in relatively narrow evaluation dimensions. A recent study [34] has started to consider issues like vulnerability coverage and compatible contract versions for tools, but the analysis of these metrics remains fragmented, lacking a structured, unified standard to guide these evaluations.
- 2) **Temporal Limitations:** This limitation manifests in two ways. First, smart contract vulnerability detection tools are continuously evolving, so previous evaluation results may not apply to the latest tool versions. Second, contract versions and vulnerability patterns are also constantly changing, introducing new challenges for the design of analysis tools. Traditional evaluations tend to focus more on the short-term performance of tools, with insufficient

consideration of their applicability and maintainability in various environments.

- 3) **Decision-Making Limitations:** Beyond detection capabilities, factors such as usability, maintainability, and compatibility are also essential for an overall and objective evaluation of these tools. A study [84] has attempted to assign weights to each metric and simply calculate a composite score by summing the weighted metrics. However, this weighting approach is overly subjective, and the metrics are not normalized, resulting in scores that lack sufficient persuasiveness.

In this paper, we aim to conduct a comprehensive review of the state-of-the-art automated analysis tools for smart contracts to address the aforementioned limitations as well as to provide recommendations. The overview of our study is illustrated in Figure 1, and our key contributions can be summarized as follows:

- **Evaluation Criteria:** We formulated a unique set of evaluation criteria, grounded in the principles of ISO/IEC 25010 [16], for assessing the quality of smart contracts. This set of criteria provides a structured approach for systematically evaluating software product quality, thereby offering a robust means of comparing different smart contract analysis tools.
- **Scoring Framework:** Based on the evaluation criteria, we developed a scoring framework for smart contract analysis tools. This framework utilizes the entropy weight method and the analytic hierarchy process from the Multi-Criteria Decision Making domain to determine indicator weights. After normalizing the indicators, the final scores are calculated. To the best of our knowledge, this is the first scoring framework specifically designed for smart contract analysis tools, offering a novel approach for comprehensive, objective, and effective evaluation of such tools.
- **Benchmarking Dataset:** We assembled a benchmark that comprises two distinct datasets: a collection of 389 labelled smart contracts across a diverse array of vulnerability types, and a large set of 20,000 real-world contract cases. This labelled dataset serves as a con-

centrated evaluation ground to test the tools' efficacy across specific, well-defined scenarios. This large dataset aims to offer a wide-angle view, enabling evaluations that reflect the practical complexities and evolving trends in smart contract deployments. Both datasets are publicly accessible and can be found at <https://github.com/bit-smartcontract-analysis/smartcontract-benchmark>.

- **Technical Coverage:** We conducted an in-depth evaluation of 10 representative smart contract analysis tools across a range of five major automatic analysis techniques, including formal verification, symbolic execution, fuzzing, intermediate representation, and machine learning. Our evaluation offers a comparative study of these tools based on the proposed set of evaluation criteria, spotlighting their individual strengths and shortcomings.

The rest of this paper is structured as follows. Section II presents the current challenges in the field of smart contracts and automatic analysis tools. In Section III, we explore our research methodology, which includes the tool section and evaluation criteria. In Section IV, we create our datasets and perform the evaluation on selected tools. In Section VI, we present our findings and discuss threats to validity. Finally, in Section VII, we conclude by summarizing this paper and offering insights into the future trajectory of smart contract analysis tools in light of the identified challenges and suggested solutions.

II. BACKGROUNDS

In this section, we introduce background knowledge of our work, including smart contracts, automatic analysis methodologies for smart contracts, and ISO/IEC 25010, which is one of the international standards of software quality.

A. Smart Contracts

Smart contracts are designed to digitally facilitate, verify, and enforce the performance of a contract, all while avoiding the need for a third party. They not only define the rules and penalties related to an agreement in a similar way to a traditional contract but also automatically enforce these obligations. The term *smart contract* was first coined by computer scientist Nick Szabo in 1994, long before the advent of blockchain technology [17]. Szabo posited that a digital contract could be made smart through programmable scripts that execute contractual clauses automatically when predefined conditions are met. The introduction of Bitcoin laid the groundwork for blockchain technology in 2009, bringing the underlying technology of smart contracts [18]. However, until Ethereum officially launched in 2015, the Turing-complete smart contracts became a reality with its own programming language, Solidity. Figure 2 demonstrates a significant growth in the number of contracts over the past eight years. This upward trend could reflect various factors, such as increased adoption, technological advancements, or broader market dynamics within the context of the data. These smart contracts can be used to facilitate a wide range of applications, from the standardization of token contracts (such as ERC20 and ERC721 standards) to decentralized finance. As of now, smart

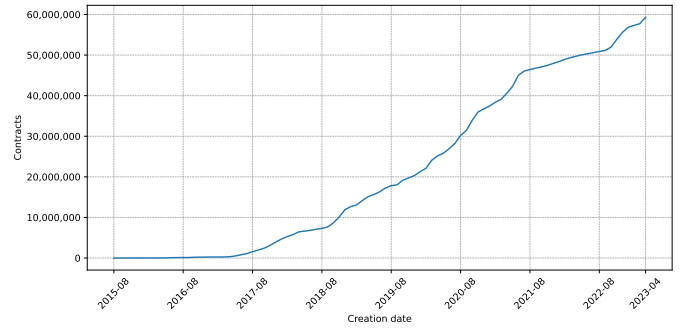


Fig. 2. Number of smart contracts over time

contracts are being used in a variety of sectors beyond finance, including supply chain, healthcare, and more.

One important characteristic of Ethereum smart contracts is their immutability after deployment. This means that once a smart contract is established on the Ethereum network, it cannot be modified, thus leading to a strong and irreversible commitment to a specific functionality. This attribute is part of what makes blockchain technology so secure and trustworthy, i.e., transactions or agreements encoded in smart contracts cannot be tampered with or retroactively changed. However, this feature of immutability also presents its own unique set of challenges. Since smart contracts cannot be altered once they are deployed, any existing bugs, flaws, or vulnerabilities in the contract's code become permanently embedded within the contract. Unlike traditional software where patches or updates can be issued to correct bugs or flaws, smart contracts offer no such flexibility. This means that if a vulnerability is discovered after deployment, it cannot be rectified in the affected contract. Such vulnerabilities, if exploited by malicious actors, can lead to substantial financial losses. A prime example of this is the DAO hack in 2016 [8]. A flaw in the DAO's smart contract was exploited, leading to the theft of over \$50 million worth of Ether. Furthermore, the nature of blockchain networks allows smart contracts to interact with other contracts and transactions in complex ways. This complexity makes it challenging to predict all possible interactions and outcomes.

B. Automatic Analysis Methodology

As blockchain technology continues to grow and diversify, there is an increasing reliance on the quality and integrity of smart contracts. When Ethereum was launched in 2015, the ecosystem for smart contract development was in its infancy, with few tools available for testing and verification. Developers primarily relied on manual testing and code reviews to verify the correctness and security of their contracts. However, manual examination of smart contracts is often labour-intensive and prone to human error. As the complexity and deployment of smart contracts have increased, there has been a corresponding surge in the demand for analysis methods. To address these challenges, both the industry and the research community have been actively working to enhance the methods for analyzing and evaluating smart contracts. These tools are designed to systematically identify vulnerabilities, bad practices, and other

potential issues within the smart contract implementation. It allows developers to proactively address problems before the contract is deployed, significantly reducing the risk of exploitation. These automated analysis tools employ various techniques, such as formal verification, symbolic execution, fuzzing, intermediate representation, and machine learning, which are detailed as follows:

- **Formal verification** is a mathematical-based technique to build and check formal proofs that satisfy a particular property [19]. It is applied to ensure that software behaves and performs as expected in its specifications and requirements based on large reachable state spaces. In the context of smart contracts, formal verification can be used to prove that a contract behaves exactly as specified under all possible conditions. It can provide a very high level of assurance about a contract's correctness. It can also detect subtle vulnerabilities that might be missed by other types of analysis.
- **Symbolic execution** is a technique used to find deep program errors by exploring all possible execution paths [43]. It doesn't require specified input values; instead, it abstracts them into symbols. However, with large and complex programs, symbolic execution can generate too many paths, leading to a problem known as *path explosion*. Fortunately, symbolic execution remains a popular choice for finding bugs and security vulnerabilities in smart contracts, given their maximum size is typically capped at 24KB.
- **Fuzzing** is a software-testing technique that executes target programs by inputting a large amount of abnormal or random test cases [20]. One advantage of fuzzing is that it can explore a large space of possible inputs and states, which can be hard to cover with manual testing. In the context of smart contracts, fuzzing is especially good at finding unexpected or undefined behaviour in a contract that might not be covered by manual tests. However, the quality of fuzzing largely depends on the quality and diversity of the input data.
- **Intermediate Representation (IR)** is an abstraction of machine language used in compilers and programming language implementation [21]. In the context of smart contract analysis, an Ethereum smart contract, which is originally written in a high-level language such as Solidity, is converted into an intermediate representation that is easier to analyze. This representation retains all the necessary details for analysis but simplifies the structure of the code to make the analysis more efficient and effective. The use of an intermediate representation can greatly increase the speed and efficiency of analysis tools, especially for complex smart contracts.
- **Machine learning** is a subfield of artificial intelligence that allows computers to learn from and make decisions or predictions based on data. In the context of smart contract analysis, machine learning techniques can be used to automatically identify patterns and detect anomalies or vulnerabilities in the contract's code. Machine learning can greatly enhance the capabilities of analysis

tools, allowing them to detect more subtle or complex vulnerabilities and adapt to new types of vulnerabilities as they emerge. However, the effectiveness of machine learning techniques is heavily dependent on the quality and quantity of the training data.

C. ISO/IEC 25010

ISO/IEC 25010 [16], [22] is an international standard that serves as a comprehensive framework for evaluating the quality of software products. As an extension of the ISO/IEC 9126 standard [23], ISO/IEC 25010 encompasses broader and more nuanced quality characteristics, positioning itself as a comprehensive benchmark in the landscape of software engineering. ISO/IEC 25010 categorizes Product Quality Model properties into eight characteristics:

- **Functional suitability** concerns whether the functions meet stated and implied needs, not the functional specification, including functional completeness, functional correctness, and functional appropriateness.
- **Performance efficiency** measures resource utilization under defined conditions, capturing aspects like time behavior and capacity.
- **Compatibility** evaluates the software's ability to exchange information with other systems and perform its required functions in different environments.
- **Usability** focuses on the ease with which specified users can achieve particular objectives effectively.
- **Reliability** considers the software's capability to perform its designated functions consistently over a given time period and under specified conditions.
- **Security** concerns whether a product protects information and data so that persons or other products have the degree of data access appropriate to their types and levels of authorization.
- **Maintainability** investigates the ease with which the software can be modified to adapt to environmental changes.
- **Portability** assesses the ease with which the software can be transferred from one computing environment to another.

These characteristics offer a flexible schema, allowing for tailored evaluation criteria depending on the application context. For example, in the domain of mobile computing, attributes like reliability and security may take on greater importance and should be assessed with criteria that are specially designed for mobile platforms [24].

III. METHODOLOGY

In this section, we present a systematic approach to evaluating the target analysis tools for smart contracts. This section is organized into three main parts: guiding research questions; the process of tool selection, including the criteria for selection, a description of the selected tools; and the establishment of our assessment criteria. By outlining our methods and criteria, we aim to provide a relatively objective, transparent, and easily reproducible framework for assessing both existing and future smart contract security analysis tools.

A. Research Questions

The foundation of our study lies in the following research questions that guided our investigation. These questions focus on various aspects of smart contract analysis tools.

- RQ1: Functional Suitability Measurement. Does the analysis tools correctly analyze the smart contracts, providing accurate and reliable results?** This metric is the most important aspect in evaluating vulnerability detection tools. We list data on Accuracy, Precision, Recall, and F1-score for each tool across various types of vulnerabilities, aiming to provide researchers with a straightforward comparison.
- RQ2: Performance Efficiency Measurement. How is the performance of the target analysis tools in terms of detection time?** Some types of vulnerabilities, such as Transaction Ordering Dependence and Bad Randomness(IV-B), require high timeliness for exploitation. Thus, detecting vulnerabilities earlier can result in less financial loss, posing a significant challenge for the detection efficiency of these tools. However, due to limitations in detection technology, tools that utilize dynamic analysis techniques often require extensive analysis time, even for relatively small contracts.
- RQ3: Compatibility and Usability Measurement. To what extent do target analysis tools support different Solidity compiler version and vulnerability?** Tools with broad compatibility and ease of use can be adopted by a wider range of developers, enhancing the overall security landscape. Over time, the types of vulnerabilities in smart contracts continue to evolve, and Solidity compiler versions are constantly advancing. Some academic contract analysis tools face dual limitations of time and technology, making them unable to detect certain types of vulnerabilities or support the detection of higher-version contracts.
- RQ4: Overall Assessment. How to evaluate tools comprehensively, objectively, and effectively based on experimental data?** To address this issue, we proposed a new scoring framework, employing two decision-making methods from operations research and management science to rate contract analysis tools: the entropy weight method and the analytic hierarchy process. Both are commonly used in the field of Multi-Criteria Decision Making (MCDM). The former automatically determines the weight of each evaluation criterion to provide a score, while the latter requires human quantification of the importance relationships between criteria, generating weights based on a consistency matrix to ultimately yield a score.
- RQ5: Practical Significance. What is the outcome of tools on real-world contracts?** Analyzing the outcome of tools on actual real-world contracts provides insights into how these tools function in practice. This helps in identifying potential gaps between theoretical capabilities and practical effectiveness, ensuring that the tools are robust and adaptable to real-world complexities.

Our study aims to offer a comprehensive examination of

the current state of smart contract analysis tools. Our goal is to provide insights that can inform both practitioners and researchers in the development and deployment of more secure and reliable smart contracts.

B. Tools Selection

The selection of appropriate analysis tools is a pivotal aspect of our study. The selected tools must be capable of addressing the specific research questions posed. A mismatch between the tools and the questions can lead to inconclusive or irrelevant findings. Thus, we define a set of selection criteria to help our study in filtering the available tools.

1) Selection Criteria: The selection criteria define the parameters used to choose the target analysis tools for the study. From an extensive compilation of 82 smart contract analysis tools gathered from academic literature and online resources, we applied a set of stringent selection criteria to identify the most suitable candidates for our evaluation. These criteria are designed to ensure that the selected tools align with the specific needs and goals of our study, as well as with the broader context of smart contract analysis. The key attributes of the compiled tools, including venue, methodology, input object, open-source link, and vulnerability ID, are detailed in the Appendices. The selection criteria applied are as follows:

- C1: [Availability]** The tool must be publicly accessible in an open-source manner for download or installation. It must also support a command-line interface (CLI) for integration into automated workflows and batch processing. This ensures that the tool is both accessible and adaptable, serving a wide range of users and use-cases without requiring further extensions.
- C2: [Functionality]** The tool must be purpose-built for smart contract analysis, with a specific focus on detecting vulnerabilities. This criterion ensures that the tool's primary functionality aligns with the core objective of vulnerability detection, excluding constructs such as control flow graphs that are not directly involved in this process.
- C3: [Compatibility]** The tool must be compatible with the source code of smart contracts, written in Solidity. This excludes tools that solely focus on Ethereum Virtual Machine (EVM) bytecode, thereby ensuring that the tool is usable for source-level analysis. This facilitates more in-depth analyses that consider the high-level logic and semantics of the contract, rather than just the compiled bytecode.
- C4: [Methodology & Relevance]** The tool must employ at least one of the commonly recognized methods for smart contract analysis: formal verification, symbolic execution, fuzzing, static analysis(including IR) or machine learning. In our final selection of tools, we primarily focused on the number of citations the tools have received in research papers and the number of stars on their GitHub repositories. These metrics helped us identify tools with significant academic influence and practical relevance.

2) Tool Descriptions: By rigorously applying our established selection criteria, we succeeded in narrowing down our extensive compilation of analysis tools to a refined set of 15

TABLE I
TOOL SELECTION BASED CRITERIA

Criteria	Automatic Analysis Tool
NOT Availability	ReDefender, EtherGIS, SmartMixModel, SolSEE, EXGen, Vulpedia, EOSIOAnalyzer, solgraph, VRust, CodeNet, eTainter, SmartFast, SolChecker, SciviK, SmartScan, SolGuard, Solidifier, ReDetect, GasChecker, ContractWard, ESCORT, VeriSolid, Ethainter, eThor, SmartShield, GASOL, RA, EthPloit, Harvey, sCompile, FEther, NOChecker, SoliAudit, F framework, Zeus, SASC, Reguard, SVChecker
NOT Functionality	solgraph, Vulpedia, VetSC, SciviK SmartPulse, Solythesis, Gastap, VeriSol, ContractLarva, EthIR, ESBMC, SIF
NOT Compatibility	DefectChecker, EtherGIS, EthVer, Horus, Frontrunner-Jones, ContractGuard, VerX, SODA, TxSpector, ÆGIS, Sereum, Annotary, SolidityCheck, SolAnalyser, KEVM, Isabelle/Hol, EtherTrust, SolMet, Vandal, teEther, SaferSC, ContractFuzzer, MadMax, SKLEE, SVChecker, ILF
NOT Methodology & Relevance	Echidna, Octopus, SODA, Solythesis, TxSpector, ÆGIS, Sereum, ECFChecker, Sailfish, Osirs
Fully Compliant	Oyente, Mythril, Slither, sFuzz, Conkas, Eth2Vec, GNNSCVD, ConFuzzius, VeriSmart, Securify, Solhint, Smartcheck, Maian (HoneyBadger, Manticore)

highly suitable automated analysis tools. However, Manticore [152] suffers from severe timeout issues, making it impossible to obtain accurate information about its performance. Additionally, the HoneyBadger [139] specifically targets honeypot vulnerabilities in smart contracts, which fall outside the scope of this study. Therefore, we excluded these two tools and focused our evaluation on the remaining 13 tools.

The details of the selected tools, along with the tools that did not meet each specific criterion, are presented in Table I. These selected tools represent a diverse and robust cross-section of the available methodologies and approaches to smart contract analysis.

For each of these techniques, we have selected two representative tools detailed as follows:

- *Securify* [25]: Securify utilizes both compliance and violation patterns to symbolically encode the dependency graphs of the contracts. Semantic information is then extracted from EVM opcodes. This pattern-based rule system ensures a comprehensive and accurate vulnerability analysis.
- *VeriSmart* [26]: VeriSmart specializes in arithmetic safety within Ethereum smart contracts. It employs formal verification methods that are grounded in mathematical models. This makes VeriSmart particularly adept at defending against arithmetic-related vulnerabilities, such as overflows and underflows.
- *Mythril* [29]: Developed by ConsenSys Diligence, Mythril is a multi-faceted tool that combines symbolic execution with taint analysis and control flow checking. Its versatility makes it a comprehensive tool for smart contract security. Furthermore, Mythril can be seamlessly integrated into various development tools and environments, adding to its utility.

- *Oyente* [11]: As the first tool designed for automated smart contract analysis, Oyente has had a significant impact on the field. It employs symbolic execution to construct an accurate control-flow graph (CFG) of each compiled smart contract. And its pioneering role in the Ethereum ecosystem has influenced the development of subsequent smart contract analysis tools.
- *ConFuzzius* [30]: ConFuzzius is a unique tool that combines fuzzing with lightweight symbolic execution. It employs dynamic data dependency analysis to generate efficient transaction sequences. Additionally, ConFuzzius utilizes a constraint solver to obtain input seeds for its fuzzer. This unique amalgamation allows it to conduct an exhaustive search for vulnerabilities, thereby deepening the analysis.
- *sFuzz* [31]: sFuzz employs a randomized approach for smart contract analysis, utilizing a strategy based on American Fuzzy Lop (AFL). It introduces randomness into transaction sequences, thereby simulating real-world attack scenarios. The tool also adopts an adaptive strategy for selecting input seeds, which are then fed into the prominent fuzzer. This layer of stochasticity adds robustness to the vulnerability detection process.
- *Slither* [21]: Slither employs IR through SlithIR and utilizes Single Static Assignment (SSA) for a more structured code analysis. Its structured approach facilitates streamlined code analysis, making it a highly valuable tool for secure contract development. Additionally, Slither aims to improve user understanding of contracts and assists with code reviews, broadening its utility.
- *Conkas* [32]: Conkas offers a unique hybrid approach by combining IR and symbolic execution. It employs Rattle's IR [33] technique to elevate bytecode to an intermediate representation. Instructions are converted to SSA form and transitioned from a stack form to a register form. A control-flow graph (CFG) is then constructed, over which symbolic execution iterates to generate traces. By identifying traces leading to vulnerabilities, it provides insights into the potential attack paths, enabling more targeted mitigation strategies.
- *GNNSCVD* [35]: GNNSCVD employs Graph Neural Networks (GNNs) to represent smart contract functions as graphs. During its training phase, these networks are fed a large number of normalized graphs from vulnerable contracts. The trained model is then used to absorb new graphs and assign vulnerability detection labels.
- *Eth2Vec* [36]: Eth2Vec utilizes machine learning techniques, specifically neural networks designed for natural language processing, to focus on code similarity analysis for detecting vulnerabilities. It compares target Ethereum Virtual Machine (EVM) bytecodes with known vulnerability patterns. Its learning-based approach allows for continuous adaptation and improvement.
- *Solhint* [155]: Solhint is a static analysis tool that checks code for potential issues and enforces best practices. It converts the contract source code into an Abstract Syntax Tree (AST), which enables Solhint to analyze the contract's logic and identify vulnerabilities, style

violations, and potential optimizations by traversing the tree to assess each component of the code.

- *SmartCheck* [184]: SmartCheck transforms Solidity source code into an XML parse tree using ANTLR[40] and a custom Solidity grammar as an IR. It then detects vulnerabilities by running XPath queries on this IR. The XML-based IR enables complete code coverage, with each element accessible via XPath.
- *Maian* [165]: Maian is a symbolic analysis tool that detects vulnerabilities by examining execution traces across multiple invocations. It categorizes contracts as "greedy," "prodigal," or "suicidal," depending on the type of flaw: locking funds indefinitely, leaking them to arbitrary users, or being killable by anyone.

C. Evaluation Criteria

To systematically and objectively assess the quality of the selected analysis tools for smart contracts, we have developed a set of criteria grounded in the internationally recognized ISO/IEC 25010 standard [22]. This standard provides a comprehensive framework for evaluating software product quality across eight distinct characteristics. Tailoring this framework to the specific needs and objectives of smart contract analysis, we focused our evaluation on the following four most pertinent characteristics:

1) **Functional Suitability**: Functional suitability concerns whether a software product meets functional requirements. In our study, it can be measured by whether analysis tools meet functional desired requirements specified by users. For analysis tools, the most important functional requirement is the ability to find vulnerabilities in given smart contracts. Vulnerability detection can be seen as a binary classification problem, i.e., the tool has to predict whether or not a given contract contains a specific vulnerability. The task here is binary because there are only two possible outcomes: the presence or absence of the vulnerability. These outcomes fall into one of the following four categories:

- True Positive (TP): Instances where the tool correctly identifies a contract as having a vulnerability when it does.
- False Positive (FP): Instances where the tool incorrectly identifies a contract as having a vulnerability when it does not.
- False Negative (FN): Instances where the tool fails to identify a contract as having a vulnerability when it actually does.
- True Negative (TN): Instances where the tool correctly identifies a contract as not having a vulnerability.

The accuracy, which measures the proportion of correct predictions (both positive and negative) out of all predictions, can indeed be calculated with the formula you've provided:

$$Accuracy = \frac{TP + TN}{TP + FP + FN + TN} \quad (1)$$

This metric provides a straightforward measure of the tool's overall performance in correctly identifying both vulnerable and safe contracts.

F1 score is another metric in binary classification problems and is particularly useful when the data are imbalanced. It is the harmonic mean of precision and recall (sensitivity).

- Precision: The percentage of positive identifications which were actually correct. A model that produces no false positives has a precision of 1.0.
- Recall: The percentage of actual positives which were correctly identified. A model that produces no false negatives has a recall of 1.0.

The formula for the precision, recall and F1 score is:

$$Precision = \frac{TP}{TP + FP} \quad (2)$$

$$Recall = \frac{TP}{TP + FN} \quad (3)$$

$$F_1 = 2 * \frac{Precision * Recall}{Precision + Recall} \quad (4)$$

where an F1 score is considered perfect when it is 1, while the model is a total failure when it is 0.

Given that our datasets might exhibit class imbalance, the F1-score offers a balanced measure of the tool's precision and recall, providing insight into how well the tool performs on detecting vulnerabilities (the positive class). Therefore, when evaluating the tool's performance in terms of Functional Suitability, the average F1 score is used to quantify its capability. The F1 score here only considers the types of vulnerabilities that the tool is capable of detecting, avoiding overlap with the Usability(III-C4) metric.

$$S_f = 2 * \frac{Precision_{avg} * Recall_{avg}}{Precision_{avg} + Recall_{avg}} \quad (5)$$

2) **Performance Efficiency**: Performance efficiency concerns whether a software product can effectively make use of given resources. In the context of our study, this is quantified by examining the execution time required by various smart contract analysis tools.

To gauge the performance efficiency of the selected analysis tools, we are interested in measuring the efficiency of various smart contract analysis tools by evaluating the average execution time for processing a contract. We first calculate the total execution time (T_{total}) and the count of validly analyzed contracts (c_{vaild}), excluding those that were terminated due to timeouts or Docker-related issues. The average execution time per contract (T_{avg}) is then determined using these values.

$$T_{avg} = \frac{T_{total}}{c_{vaild}} \quad (6)$$

To provide a standardized measure of performance efficiency, we scale the average time metric to a range from 0 to 1. Utilizing the min-max normalization method, we compute the performance time score, S_e , as given by:

$$S_e = 1 - \frac{T_{avg} - T_{min}}{T_{max} - T_{min}} \quad (7)$$

where T_{min} and T_{max} denote the minimum and maximum values of T_{avg} among the selected tools, respectively. In the

context of our study, shorter average times are more favorable, prompting us to invert the normalized value. Thus, a lower T_{avg} corresponds to a score closer to 1, while a higher T_{avg} results in a score nearing 0. This approach ensures that the normalized score accurately reflects the efficiency of the tools, with higher scores indicating more desirable performance.

3) **Compatibility:** Compatibility concerns whether a software product can consistently perform its functions while exchanging. In our study, we measure compatibility based on an analysis tool's ability to operate across multiple versions of the Solidity programming language. The Solidity language is constantly evolving, and new versions may introduce new features, syntax, or changes that may affect the behavior of smart contracts. Therefore, it is essential for analysis tools to stay abreast with the latest Solidity versions to sustain their effectiveness. Tools unable to analyze contracts composed in newer Solidity versions might be restricted in their vulnerability detection capabilities or could yield inaccurate results, potentially leading to false positives or negatives. Hence, compatibility with a wide range of Solidity versions is a crucial criterion in assessing a tool's utility and future-proofing potential.

To quantify this compatibility, we introduce a metric to evaluate the compatibility of various analysis tools with different Solidity versions. Recognizing that the relevant Solidity versions range from 0.4.x to 0.8.x, we normalize the compatibility version value within this range to facilitate comparison. The compatibility score, S_u , is calculated as:

$$S_c = \frac{S_{com} - S_l}{S_h - S_l} \quad (8)$$

where S_{com} represents the highest Solidity version the tool can analyze, while S_l and S_h denote the lowest and highest versions, respectively.

By scaling the compatibility in this manner, we provide a standardized measure that reflects the tool's ability to work with various Solidity versions, with a score of 0 indicating compatibility with only version 0.4.x, and a score of 1 indicating compatibility with the latest version 0.8.x. This metric offers insights into how well a tool can adapt to changes and updates in the Solidity language, which is crucial for its applicability in different development environments. In analysis tools, Solidity versions are backward compatible.

4) **Usability:** Usability concerns whether users can effectively and efficiently use a software product to complete tasks. In our study, we measure usability by observing whether analysis tools can cover more vulnerability types. To standardize this metric and ensure comparability across tools, we normalize the vulnerability type coverage score, scaling it to a range between 0 and 1. This normalized value, denoted as S_u , calculates the proportion of vulnerabilities detected by the tool relative to the total number of vulnerabilities examined in the experiment. The normalization is carried out using the following formula:

$$S_u = \frac{S_{cov}}{S_{selected}} \quad (9)$$

where S_{cov} represents the raw vulnerability coverage score for the tool, and $S_{selected}$ indicates the total number of vulnerability types included in our evaluation. In our study, $S_{selected}$ is set to 10, corresponding to the ten vulnerability types we focus on.

By expressing the coverage in this way, we create a consistent and interpretable metric that facilitates the comparative evaluation of the selected tools' capabilities in identifying different vulnerability types.

5) **Overall Assessment:** In evaluating the analysis tools, it is essential to consider multiple dimensions of quality, including functional suitability, performance efficiency, compatibility, and usability. To create an overall score that balances these key aspects, we employ a weighted sum model, a widely recognized method for combining diverse evaluation metrics into a single, unified score. We assign α , β , and γ as the weights corresponding to the importance of functional suitability, performance efficiency, and compatibility, respectively, in our specific context. The usability score is weighted with $1 - \alpha - \beta - \gamma$. The formula for the overall score, S_{over} , is given by:

$$S_{over} = \alpha \times S_f + \beta \times S_e + \gamma \times S_c + (1 - \alpha - \beta - \gamma) \times S_u \quad (10)$$

Thus, we have transformed the tool evaluation problem into a MCDM problem, with the key challenge being the determination of the weights for each criterion. To enhance the scientific and rational basis of the decision-making process and reduce bias, we have employed two methods—entropy weight method and analytic hierarchy process—to determine the weights.

6) **Entropy Weight Method (EWM):** EWM is a technique commonly used in multi-criteria decision analysis to determine the weights of various evaluation criteria. This method is based on the principle of information entropy, which helps assess the importance of each criterion by measuring the amount of information it provides. The core idea is that the higher the entropy, the more dispersed the information provided by the criterion, and thus the lower its weight should be. Conversely, the lower the entropy, the more concentrated the information, leading to a higher weight for that criterion.

The advantages of EWM are primarily reflected in the following two aspects: ① **Reduce Subjectivity.** By calculating the entropy value of each criterion, the method reduces the influence of human subjectivity in the weight allocation, thereby increasing the objectivity of the decision-making process. ② **Adaptability.** The method can be applied to various decision-making problems, especially when there is a lack of prior knowledge or experience regarding the relationships between the evaluation criteria.

The specific process of EWM is as follows:

a) **Data Standardization:** The first step is to standardize the raw data to eliminate the effect of different units or scales. In this study, we use the range normalization method for data standardization. The standardized data x'_{ij} for the i -th alternative and j -th criterion can be calculated as:

$$x'_{ij} = \frac{x_{ij} - \min(x_j)}{\max(x_j) - \min(x_j)} \quad (11)$$

b) *Calculate the Entropy Value of Each Criterion:* The entropy value for each criterion j is calculated to measure its dispersion or variability. The entropy E_j for criterion j is computed as:

$$E_j = -k \sum_{i=1}^m p_{ij} \ln(p_{ij}) \quad (12)$$

where p_{ij} is the proportion of the i -th alternative under the j -th criterion after standardization, and k is a constant, typically $k = \frac{1}{\ln(m)}$, with m being the total number of alternatives.

c) *Calculate the Weights for Each Criterion:* The weight w_j for each criterion is determined based on its entropy value. The weight is computed as:

$$w_j = \frac{1 - E_j}{\sum_{j=1}^n (1 - E_j)} \quad (13)$$

where w_j is the weight for the j -th criterion, and n is the total number of criteria.

7) **Analytic Hierarchy Process(AHP):** AHP is a popular multi-criteria decision-making method that breaks down complex decision problems into hierarchical levels. This method helps decision-makers make systematic comparisons between criteria at different levels and assign weights, leading to a final decision. AHP combines both qualitative and quantitative judgment to create a more scientific and systematic decision-making process.

The advantages of AHP are primarily reflected in the following two aspects: ① Simplification of Complex Problems. By decomposing the decision problem into hierarchical levels, AHP simplifies the analysis of each factor, making it easier for decision-makers to focus on individual elements. ② Integration of Qualitative and Quantitative Analysis. AHP can handle both qualitative judgments and quantitative data, providing a comprehensive approach to decision-making that considers both subjective and objective factors.

The specific process of AHP is as follows:

a) *Constructing the Hierarchical Structure:* The first step is to decompose the decision problem into a hierarchical structure. Typically, the structure includes the goal level, criteria level, and alternative level.

b) *Pairwise Comparison:* At each level, pairwise comparisons are made between the factors to assess their relative importance. These comparisons are generally made using a scale from 1 to 9, where 1 means equally important and 9 means one factor is extremely more important than the other.

c) *Constructing the Pairwise Comparison Matrix:* The results of the pairwise comparisons are placed in a matrix. For two factors i and j , if factor i is more important than factor j , a value a_{ij} is assigned to the matrix. Conversely, if factor j is more important than factor i , the reciprocal value $a_{ji} = \frac{1}{a_{ij}}$ is assigned. The judgment matrix A is formed as:

$$A = \begin{pmatrix} 1 & a_{12} & a_{13} & \cdots & a_{1n} \\ \frac{1}{a_{12}} & 1 & a_{23} & \cdots & a_{2n} \\ \frac{1}{a_{13}} & \frac{1}{a_{23}} & 1 & \cdots & a_{3n} \\ \vdots & \vdots & \vdots & \ddots & \vdots \\ \frac{1}{a_{1n}} & \frac{1}{a_{2n}} & \frac{1}{a_{3n}} & \cdots & 1 \end{pmatrix} \quad (14)$$

d) *Weight Calculation:* Once the judgment matrix is constructed, weights for each factor are calculated. The most common methods for calculating weights are the eigenvector method or the geometric mean method. The weight for the i -th factor, w_i , is calculated by solving the following equation:

$$A \cdot w = \lambda_{\max} \cdot w \quad (15)$$

where A is the judgment matrix, w is the weight vector, and λ_{\max} is the largest eigenvalue of the matrix.

e) *Consistency Check:* AHP requires that the judgments made during the pairwise comparisons be consistent. To check the consistency, the consistency ratio CR is calculated as follows:

$$CR = \frac{CI}{RI} \quad (16)$$

where CI is the consistency index, and RI is the random consistency index. If $CR \leq 0.1$, the judgment matrix is considered consistent. If $CR > 0.1$, the judgments should be revised.

IV. BENCHMARKING DATASET

One significant challenge in evaluating analysis tools is how to obtain a substantial number of amounts of vulnerable smart contracts for the evaluation. Despite the existence of numerous open-source analysis tools, comparing and reproducing these tools often proves difficult due to the scarcity of publicly accessible datasets. While several researchers have published their datasets, these have limitations such as unreasonable vulnerability taxonomy and small sample sizes of vulnerable contracts.

Recognizing the need for standardized benchmarks to facilitate effective evaluation, we have assembled a benchmark comprising two distinct datasets: a labelled dataset and a scaled dataset. These datasets are publicly accessible at our GitHub repository¹ and have been carefully constructed to address the limitations of existing datasets.

A. Limitations of Existing Taxonomy:

Currently, there are two popular taxonomies in the Ethereum community: Decentralized Application Security Project (DASP) TOP 10 and Smart Contract Weakness Classification (SWC).

DASP Top 10 lists 10 types of vulnerabilities, which are used by a framework called SmartBugs [15] for analyzing Ethereum smart contracts. However, there are some issues: ① Version limitations. Since DASP was last updated in 2018, vulnerabilities such as Short Addresses have

¹<https://github.com/bit-smartcontract-analysis/smartcontract-benchmark>

been addressed by the Solidity 0.5.0 and later versions of the compiler. ②Inappropriate granularity. For vulnerabilities like access control and denial of service, the granularity of classification is too broad. Instances such as using `tx.origin` for caller authentication, causing ether leakage through the `delegatecall`, or the use of a protected self-destruct function leading to permanent ether freezing, all fall under access control vulnerabilities. As for denial of service vulnerabilities, they could be triggered by in-loop exceptions, unexpected interruptions, or gas fees exceeding limits. But in fact the detection reports of the tools tend to focus on finer granularity and cannot fully cover vulnerabilities like access control and denial of service.

The SWC includes 37 types of weaknesses. As mentioned in [34], many SWC entries focus on contract code quality rather than vulnerabilities, such as SWC-135: Code With No Effects and SWC-102: Outdated Compiler Version. Therefore, this taxonomy is also not the best practice for evaluating smart contract vulnerability detection tools.

B. Selection of Vulnerability Types:

A recent survey [84] classified blockchain smart contract vulnerabilities based on the Common Weakness Enumeration (CWE) rules, with granularity ranging from four primary root causes to 14 secondary causes, and then to 40 specific vulnerabilities. After filtering out the vulnerabilities relevant to Ethereum smart contracts, we selected 10 specific vulnerabilities as the types used for tool evaluation in this paper, based on their frequency in the existing smart contract landscape [19], [37].

In the following detailed descriptions, we delve into the nature and potential impact of each selected vulnerability (V1 to V10), shedding light on the underlying mechanisms that make them exploitable, and the consequences they may have on the smart contract functionality.

- **Reentrancy (V1):** This vulnerability occurs when a contract calls an external contract, and the called contract then calls back into the calling contract before the first invocation is finished. This can lead to unexpected behaviour, particularly if the state of the contract was changed during the external call.
- **Arithmetic (V2):** This occurs when an arithmetic operation generates a value that exceeds the range that can be represented within the fixed number of bits designated for integers in the EVM. This can lead to unexpected behaviour, as the EVM does not automatically check for these overflows or underflows.
- **Unchecked Send (V3):** This vulnerability happens when the call fails accidentally or an attacker forces the call to fail. It is also described as *unhandled exceptions*, *exception disorder*, or *unchecked low-level call*.
- **Unsafe Delegatecall (V4):** This vulnerability rises from the `DELEGATECALL` instruction, which allows a contract to dynamically load code from another contract at runtime. This can be exploited by an attacker to execute arbitrary code within the context of the calling contract, potentially leading to a loss of funds or other undesirable outcomes.

- **Transaction Ordering Dependence (V5):** This vulnerability, is also described as TOD, arises when a contract's behaviour depends on the order of transactions. Malicious actors, including miners, can potentially manipulate the order of transactions within a block to their advantage.
- **Time Manipulation (V6):** This vulnerability arises when smart contracts rely on the timestamp information from blocks. However, because miners have some discretion over the timestamps of the blocks they mine, they could potentially manipulate these to their advantage, affecting the behaviour of contracts that depend on them.
- **Bad Randomness (V7):** This vulnerability pertains to the flawed generation of random numbers within smart contracts. Random numbers often influence the decisions or outcomes of contract functionalities. If the process of random number generation is compromised, adversaries may predict the contract's outcome, leading to potential exploitation.
- **Authorization through tx.origin (V8):** This vulnerability arises when the `tx.origin` variable is exploited by attackers. If contract authorization relies solely on `tx.origin`, an attacker-controlled contract can trigger a transaction, tricking the victim contract into believing that the action was initiated by the original user address. This could result in unauthorized actions, such as changing ownership or draining funds.
- **Unsafe Suicide (V9):** This vulnerability manifests when the `SELFDESTRUCT` function is improperly secured and subsequently exploited by attackers. The `SELFDESTRUCT` function in Ethereum allows a contract to be removed from the blockchain, effectively "killing" it. If this function isn't adequately protected, an attacker could potentially trigger it, destroying the contract prematurely.
- **Gasless Send (V10):** This vulnerability occurs when there's an insufficient amount of gas to carry out an external call, resulting in the reversion of the transaction. This issue becomes particularly significant in scenarios involving multiple calls executed within a single transaction. An unsuccessful external call can disrupt the intended flow of the contract, potentially leading to unexpected consequences.

C. Labelled Dataset:

The labelled dataset are created based on four primary factors:

- **Code Size:** The dataset encompasses contracts of varying sizes to be indicative of the diversity in real-world smart contract domains. This includes small-scale contracts consisting of mere dozens of lines of code as well as more complex contracts that extend to hundreds of lines.
- **Functionality:** Our dataset incorporates contracts with a wide range of functionalities, such as tokens, wallets, and games, to capture the multifaceted nature of smart contract applications.
- **Annotated Vulnerability:** Each vulnerable case within the dataset is labelled with at least one type of vulnerability from the ten categories. These annotations serve as a clear benchmark for the evaluation of analysis tools.

TABLE II
THE OVERVIEW OF SELECTED TOOLS

Tool	Method	Version	V1	V2	V3	V4	V5	V6	V7	V8	V9	V10
Securify	SA	v2.0	✓		✓	✓	✓	✓		✓		
VeriSmart	FV	2021		✓								
Mythril	SE	0.24.7	✓	✓	✓	✓		✓	✓	✓	✓	
Oyente	SE	latest	✓	✓	✓		✓					
ConFuzzius	FZ, SE	v0.0.2	✓	✓	✓	✓	✓	✓	✓		✓	
sFuzz	FZ	latest	✓	✓		✓		✓				✓
Slither	IR, SA	0.10.4	✓		✓	✓		✓		✓	✓	
Conkas	IR, SE	#4e0f256	✓	✓	✓		✓	✓				
GNNSCVD	ML	latest	✓					✓				
Eth2Vec	ML	latest	✓	✓				✓				✓
Solhint	SA	5.0.3	✓		✓	✓		✓		✓	✓	
SmartCheck	SA	4.13.1	✓	✓	✓	✓		✓		✓		✓
Maian	SE	#3965e30									✓	

In the table, the **Method** field represents the specific technical approaches employed by the vulnerability analysis tools, where **SA** denotes static analysis, **SE** denotes symbolic execution, **FV** denotes formal verification, **FZ** denotes fuzzing, **ML** denotes machine learning, and **IR** denotes intermediate representation.

- **Correct Instances:** To provide a more comprehensive evaluation landscape, the dataset also includes contracts that are deemed safe and free from any known vulnerabilities. These instances are crucial for assessing the false positive rates of the analysis tools.

The data we selected comes from the following sources: examples from the DASP² and SWC Registry³, Smartbugs-curated [15], Not-so-smart-contracts [88], SolidiFi benchmark [57], Smart-Contract-Benchmark-Suites [119], and several contract security-related blogs. And based on the above requirements, our selection of vulnerabilities is informed by rigorous analysis and consultation.

In Table II, we present the capability of the selected tools to identify particular vulnerabilities (V1 to V10). A checkmark (✓) in the respective vulnerability column indicates the specific vulnerabilities that each tool can detect. For example, while Securify can identify vulnerabilities V1, V3 to V5, and V8, VeriSmart is solely capable of detecting V2.

The labelled dataset is carefully designed to incorporate the ten selected vulnerabilities (V1 to V10), ensuring that it encompasses a representative range of scenarios that mirror real-world use cases and potential vulnerabilities in smart contracts. Listing 1 offers an example of a vulnerable contract affected by Reentrancy vulnerability. More specifically, the contract first calculates the withdrawal amount and initiates an external call to the attacker's contract using `msg.sender.call.value(amountToWithdraw)`. However, the state variable `userBalances[msg.sender]` is only updated after the external call is completed. This external call transfers control to the attacker's contract, allowing the attacker to recursively call `withdrawBalance` before the original transaction is completed.

For ease of understanding, we have included annotations at the beginning of the contract code. These annotations specify the source from which the contract is derived, the author of the contract, and the lines where vulnerabilities are located.

```

1 /*
2  * @source: https://consensys.github.io/smart-
  contract-best-practices/known_attacks/

```

²<https://dasp.co/>

³<https://swcregistry.io/>

```

3  * @author: consensys
4  * @vulnerable_at_lines: 17
5  */
6
7  pragma solidity ^0.5.0;
8
9  contract Reentrancy_insecure {
10
11      // INSECURE
12      mapping (address => uint) private userBalances;
13
14      function withdrawBalance() public {
15          uint amountToWithdraw = userBalances[msg.
16              sender];
17          // <yes> <report> REENTRANCY
18          (bool success, ) = msg.sender.call.value(
19              amountToWithdraw)(""); // At this point,
20              the caller's code is executed, and can
21              call withdrawBalance again
22          require(success);
23          userBalances[msg.sender] = 0;
24      }
25  }

```

Listing 1. Example source code contract with vulnerabilities

By focusing on these specific vulnerabilities that are commonly observed in existing smart contract landscapes, our labelled dataset enables a targeted and relevant evaluation of the analysis tools. This alignment not only enhances the relevance and applicability of our findings but also allows for a nuanced understanding of how different tools perform in detecting these common and critical vulnerabilities. It ensures that the results reflect the practical challenges that developers and security analysts face in the field, thereby making the conclusions of our study directly actionable for enhancing smart contract security.

Finally, our labelled dataset comprises 389 test cases, of which 372 are identified as vulnerable and 17 are designated as safe. These statistics are detailed in Table III. For each type of vulnerability, we specify the number of affected contracts along with their total lines of code (LoC). To ensure an accurate LoC count, we have removed comments, special characters, and labeled symbolics from our calculations. This comprehensive account offers a fine-grained view of the distribution and extent of various vulnerabilities.

TABLE III
STATISTICS ON LABELLED DATASET

Type	Number	LoC
Reentrancy	81	19,261
Arithmetic	65	15,227
Unchecked send	52	4,036
Unsafe delegatecall	12	786
TOD	60	25,207
Time manipulation	60	14,450
Bad randomness	10	1,223
tx.origin	10	998
Unsafe suicidal	11	1,259
Gasless send	11	1,330
Safe contracts	17	1,556
Total	389	85,333

D. Scaled Dataset

Furthermore, we have constructed a scaled dataset that offers a more extensive evaluation environment with the following requirements:

- **Real-World Relevance:** The large dataset incorporates actual contracts deployed on the Ethereum blockchain. This ensures that our evaluations reflect real-world usage patterns, thereby providing a realistic and in-depth assessment of the performance of each analysis tool.
- **Scalability:** The size and scope of the large dataset enable us to simulate conditions that closely resemble the scale of real-world deployments. This comprehensive approach enhances our ability to evaluate the scalability and robustness of the various analysis tools under consideration.

The data acquisition for the scaled dataset follows a different strategy. The first step was to collect the contracts from the Ethereum blockchain. Most Solidity source code are available on Etherscan⁴, which offers API for users to obtain the contract source code associated with its address. We used Google BigQuery⁵ to collect the Ethereum contract addresses that have at least one transaction. And the following BigQuery request is used to select all the contract addresses and count the number of transactions that are associated with each contract⁶:

```

1 SELECT contracts.address, COUNT(1) AS tx_count
2 FROM bigquery-public-data.crypto_ethereum.
   contracts AS contracts
3 JOIN bigquery-public-data.crypto_ethereum.
   transactions AS transactions
4 ON (transactions.to_address = contracts.address)
5 GROUP BY contracts.address
6 ORDER BY tx_count DESC

```

Listing 2. Google BigQuery request for solidity smart contracts and corresponding transactions

Note that Etherscan does not store all the source code for every Ethereum contract, and many contracts with different addresses may have the same content, which implies further processing for the obtained files. Therefore, we adopted and improved upon the filtering method mentioned in [15]. We remove the duplicates in the case where the MD5 checksums of several source files are identical after removing all the

spaces, line breaks and comments. Removing duplicates ensures that our dataset contains only unique and distinct smart contracts, thereby enhancing the robustness and validity of our analysis. It also maximizes computational efficiency by preventing redundant analysis of identical contracts. Additionally, we filtered out source files lacking the *pragma solidity* statement to avoid compilation errors, further improving the quality of our dataset. It should be noted that our scaled dataset is not entirely representative of the full spectrum of real-world contracts.

Finally, **20,000** unique Solidity contracts from 2016-10-25 15:24:27 UTC to 2023-02-23 01:37:47 UTC are selected for the scaled dataset. Compare to the labelled dataset, this dataset is considerably larger, encompassing **8,542,517** lines of code, providing a robust foundation for further analysis and tool evaluation (We also removed comments, special characters, and labeled symbolics).

These two datasets collectively enable a balanced and extensive evaluation of the selected smart contract analysis tools. By offering a combination of controlled test cases and real-world examples, we provide a benchmark for rigorous testing that can accurately gauge the effectiveness, efficiency, and adaptability of each tool.

E. Hardware configuration

The performance of all tools was assessed on a cloud-based virtual machine provided by Aliyun, ensuring a consistent and high-performance environment for a fair comparison. The system was equipped with an Intel(R) Core(TM) i5-13400 CPU, featuring 8 cores operating at a clock speed of 4.4 GHz, and was supplemented with 32 GB of memory. The operating system was a 64-bit version of Ubuntu 22.04 LTS. This high-performance setup ensured that each tool was evaluated under optimal processing conditions, leveraging the power of Intel Xeon Platinum 8350C processors with 8 vCPUs and 30GB of RAM.

V. EXPERIMENTAL RESULTS

In this section, we present the experimental results of the 13 selected tools against the evaluation criteria defined in Section III-C on the labelled dataset. This is followed by the running results of the 4 best-performing tools on the scaled dataset.

A. Functional Suitability

To address RQ1, we first measure the functional suitability of the selected tools. We conduct a comprehensive performance evaluation of selected smart contract analysis tools, and the results are summarized in Table IV. The table includes both well-established and emerging tools that leverage various analysis methods including formal verification, symbolic execution, fuzzing, and IR.

We assessed each tool based on its accuracy, precision, recall, and F1-score across different vulnerability types (V1 to V10). Each cell in the table represents the corresponding evaluation metric for a specific tool against a specific vulnerability. The values provide the corresponding metric

⁴<https://etherscan.io/>

⁵<https://cloud.google.com/blog/products/data-analytics/ethereum-bigquery-public-dataset-smart-contract-analytics>

⁶<https://console.cloud.google.com/bigquery?project=ethereum-378701>

TABLE IV
FUNCTIONAL SUITABILITY COMPARISON FOR ANALYSIS TOOLS

Tool	Criteria	Reentrancy	Arithmetic	Unchecked send	Unsafe delegatecall	TOD	Time manipulation	Bad randomness	tx.origin	Unsafe suicide	Gasless send	Average
Securify	Accuracy	0.449	-	0.957	-	0.247	-	-	-	-	-	0.523
	Precision	1	-	1	-	1	-	-	-	-	-	1
	Recall	0.333	-	0.942	-	0.033	-	-	-	-	-	0.404
	F1-score	0.5	-	0.970	-	0.06	-	-	-	-	-	0.576
VeriSmart	Accuracy	-	0.951	-	-	-	-	-	-	-	-	0.951
	Precision	-	0.984	-	-	-	-	-	-	-	-	0.984
	Recall	-	0.954	-	-	-	-	-	-	-	-	0.954
	F1-score	-	0.969	-	-	-	-	-	-	-	-	0.969
Mythril	Accuracy	0.704	0.585	0.870	0.815	-	0.637	0.778	0.778	0.741	-	0.704
	Precision	1	1	1	1	-	1	1	1	1	-	1
	Recall	0.672	0.477	0.827	0.5	-	0.533	0.4	0.4	0.3	-	0.582
	F1-score	0.782	0.646	0.905	0.667	-	0.696	0.571	0.571	0.462	-	0.826
Oyente	Accuracy	0.459	0.427	0.797	-	0.247	-	-	-	-	-	0.470
	Precision	1	0.909	1	-	1	-	-	-	-	-	0.977
	Recall	0.347	0.308	0.731	-	0.033	-	-	-	-	-	0.341
	F1-score	0.514	0.460	0.844	-	0.065	-	-	-	-	-	0.506
ConFuzzius	Accuracy	0.827	0.854	0.913	0.621	0.234	0.792	0.455	-	0.814	-	0.719
	Precision	0.985	1	0.96	1	0.571	1	1	-	1	-	0.917
	Recall	0.803	0.815	0.923	0.083	0.067	0.733	0.143	-	0.5	-	0.632
	F1-score	0.884	0.898	0.941	0.154	0.119	0.846	0.25	-	0.667	-	0.749
sFuzz	Accuracy	0.347	0.476	0.740	0.759	-	0.247	0.852	-	-	0.679	0.472
	Precision	1	1	1	1	-	1	1	-	-	0.75	0.991
	Recall	0.210	0.338	0.654	0.417	-	0.033	0.6	-	-	0.273	0.306
	F1-score	0.347	0.506	0.791	0.588	-	0.064	0.75	-	-	0.4	0.467
Slither	Accuracy	0.980	-	0.899	0.793	-	0.974	-	0.889	0.814	-	0.938
	Precision	0.988	-	0.979	1	-	1	-	1	1	-	0.991
	Recall	0.988	-	0.885	0.5	-	0.967	-	0.700	0.500	-	0.896
	F1-score	0.988	-	0.930	0.667	-	0.983	-	0.824	0.667	-	0.941
Conkas	Accuracy	0.949	0.939	0.986	-	0.935	0.948	-	-	-	-	0.950
	Precision	0.975	0.984	1	-	1	1	-	-	-	-	0.990
	Recall	0.963	0.938	0.981	-	0.917	0.933	-	-	-	-	0.947
	F1-score	0.969	0.960	0.990	-	0.956	0.964	-	-	-	-	0.968
GNNSCVD	Accuracy	0.316	-	-	-	-	-	0.273	-	-	-	0.298
	Precision	1	-	-	-	-	-	1	-	-	-	1
	Recall	0.173	-	-	-	-	-	0.067	-	-	-	0.127
	F1-score	0.295	-	-	-	-	-	0.125	-	-	-	0.226
Eth2Vec	Accuracy	0.520	0.561	-	-	-	0.351	-	-	-	0.679	0.494
	Precision	0.972	0.968	-	-	-	1	-	-	-	1	0.980
	Recall	0.432	0.462	-	-	-	0.167	-	-	-	0.182	0.355
	F1-score	0.598	0.625	-	-	-	0.286	-	-	-	0.308	0.521
Solhint	Accuracy	0.673	-	0.870	0.828	-	1	-	0.963	0.786	-	0.832
	Precision	0.980	-	0.939	0.769	-	1	-	1	1	-	0.967
	Recall	0.617	-	0.885	0.833	-	1	-	0.900	0.455	-	0.796
	F1-score	0.758	-	0.911	0.800	-	1	-	0.947	0.625	-	0.873
SmartCheck	Accuracy	0.265	0.280	0.986	0.690	-	0.896	-	0.963	-	0.786	0.589
	Precision	0.909	0.800	0.981	0.800	-	1	-	1	-	0.778	0.910
	Recall	0.123	0.123	1	0.333	-	0.867	-	0.900	-	0.636	0.488
	F1-score	0.217	0.213	0.990	0.471	-	0.929	-	0.947	-	0.700	0.635
Maian	Accuracy	-	-	-	-	-	-	-	-	0.750	-	0.750
	Precision	-	-	-	-	-	-	-	-	1	-	1
	Recall	-	-	-	-	-	-	-	-	0.363	-	0.363
	F1-score	-	-	-	-	-	-	-	-	0.533	-	0.533

:- a tool cannot detect this vulnerability

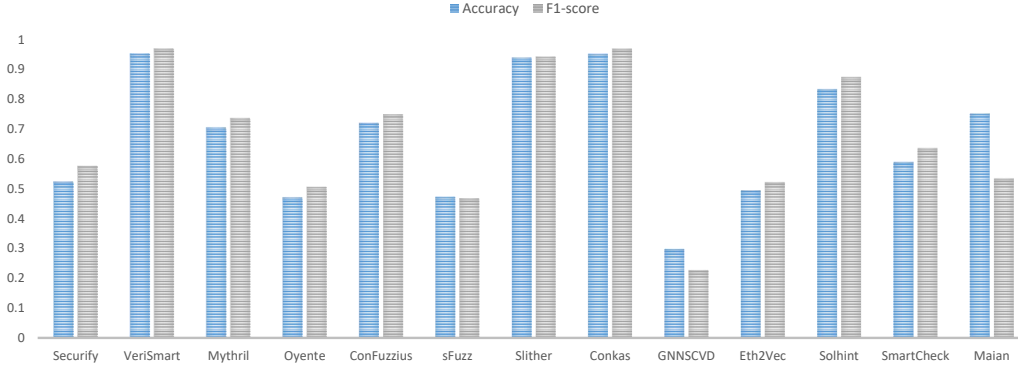


Fig. 3. The Accuracy and F1-score of ten tools

for each vulnerability type, with the last column showing the average across all vulnerabilities. Highlighted values (in shadow) indicate the highest scores for each vulnerability among the tools.

The results illustrate a diverse range of performance among the different tools, demonstrating the strengths and weaknesses in each vulnerability. For example, Slither stood out in detecting Reentrancy and Unsafe Suicide vulnerabilities, with accuracy scores of 0.978 and 0.814, respectively. VeriSmart, on the other hand, was particularly superior in dealing with Arithmetic vulnerabilities, achieving an accuracy of 0.951, indicating its strength in ensuring arithmetic safety and mathematical consistency.

Besides, we extracted the average accuracy and F1-score for each tool from the last column in Table IV to further analyze the correlation between these two metrics. And the data is visually represented in Figure 3, which reveals a noticeable similarity in the trends exhibited by both accuracy and F1-score metrics across the various tools.

Except for Maian, the absolute difference between the average Accuracy and F1-score of other tools does not exceed 0.075. Considering that Maian can only detect one type of vulnerability and that the distribution of vulnerability categories covered by the 13 tools is imbalanced, we ultimately decided to use the F1-score as the functional metric for evaluating vulnerability analysis tools.

Answer to RQ1: Does the analysis tools correctly analyze the smart contracts, providing accurate and reliable results?

The results reveal that the target tools are capable of covering a wide spectrum of known vulnerabilities. For every vulnerability type, except Gasless send, there exists at least one tool that achieves an accuracy rate above 80%. Among them, there are three tools capable of detecting six or more types of vulnerabilities with an average F1-score exceeding 80%: Mythril, Slither, and Solhint. Additionally, these three tools are the only ones among the 13 that have actively maintained code repositories.

B. Performance Efficiency

To address RQ2, we evaluated the computational efficiency of the selected analysis tools, including the total execution time (T_{total}), the number of valid execution contracts (C_{valid}), the average execution time (T_{avg}), and the performance time score (S_e), as detailed in Table V.

In conjunction with Table II, deeper insights can be uncovered. Tools utilizing static analysis techniques exhibit an average execution time of under 15 seconds, occupying four of the top six spots in terms of time efficiency. On the other hand, the fuzzing tools ConFuzzius and sFuzz demonstrate significantly lower execution efficiency, highlighting the inherent drawbacks of dynamic analysis. For tools employing symbolic execution techniques, the average execution time ranges from 5 seconds (Oyente) to 609 seconds (Mythril). This discrepancy arises from the internal implementation logic of these tools: the most critical challenge in symbolic execution is the state explosion problem. To address this, these tools implement different time and coverage limits, terminating execution as soon as the predefined criteria are met.

Answer to RQ2: How is the performance of the target analysis tools in terms of detection time?

Our analysis uncovers a wide variation in average execution time across the target tools, ranging from 1.2s to 887s. This execution time is closely tied to the methodology employed by each tool. Tools utilizing fuzz testing tend to require more time, while those employing IR are typically faster. The choice between these methodologies can significantly impact the efficiency of the tool, depending on the specific context and needs of the analysis task.

C. Compatibility and Usability

To address RQ3, we assessed both the compatibility and usability of the selected smart contract analysis tools. Our results are summarized in Table VI, where we present four key indicators: compatibility version (S_{com}), compatibility version score (S_c), vulnerability coverage (S_{cov}), coverage score (S_u).

We observe a variability in compatibility across the tools. Tools such as Mythril, ConFuzzius and Solhint exhibit ex-

TABLE V
PERFORMANCE FOR AUTOMATIC ANALYSIS TOOLS

	Securify	VeriSmart	Mythril	Oyente	ConFuzzius	sFuzz	Slither	Conkas	GNNSCVD	Eth2Vec	Solhint	SmartCheck	Maian
T_{total}	1.3h	1.4h	55.6h	12min	86.0h	33.2h	5.3min	7.6h	20.6min	7.9min	9.6min	17.7min	6.3h
T_{valid}	350	82	329	167	349	134	316	349	50	216	389	389	371
T_{avg}	14s	63s	609s	5s	887s	289s	1.2s	78s	24.76	2.2s	1.5s	2.7s	61s
S_e	0.985	0.931	0.318	0.996	0.007	0	1	0.913	0.973	0.998	0.999	0.998	0.933

cellent compatibility with the latest 0.8.x version of the Solidity programming language, thus receiving a full compatibility score ($S_c = 1$). This is indicative of their up-to-date maintenance and adaptability to the evolving smart contract landscape. In contrast, tools like Oyente and sFuzz show limitations in their compatibility, supporting only the older 0.4.24 version of Solidity. This is also reasonable, as the last update for the former was in 2020, and for the latter in 2019, while Solidity 0.6.0 version was not released until 2020.

In the context of vulnerability coverage, Mythril and ConFuzzius stand out for their extensive capabilities. Both tools can detect up to 8 different types of vulnerabilities, garnering them a high coverage score ($S_u = 0.8$). This breadth of vulnerability coverage implies a more comprehensive security audit, making these tools particularly valuable for a wide-ranging evaluation of smart contracts. On the other hand, some tools like VeriSmart demonstrate a more limited scope, achieving a lower coverage score.

Answer to RQ3: To what extent do target analysis tools support different Solidity compiler version and vulnerability?

Our evaluation indicates a diverse landscape in terms of compatibility and vulnerability coverage among smart contract analysis tools. Tools that maintain up-to-date compatibility with recent Solidity versions, like Mythril and ConFuzzius, offer broader applicability for current smart contract security assessments. On the other hand, tools like Oyente and sFuzz, which support older versions, hamper their adaptability to the evolving smart contract landscape. The vulnerability coverage scores suggests that while some tools offer a comprehensive analysis across multiple types of vulnerabilities, others may be more specialized but excel in their focus areas. Therefore, the choice of an analysis tool should be guided not only by its compatibility and coverage but also by the specific analytical requirements of the task at hand.

D. Overall Effectiveness Evaluation

To address RQ4, we provide a comprehensive assessment of the overall performance of the selected smart contract analysis tools. This evaluation is carried out by assigning different weightings to key dimensions functional suitability (α), performance efficiency (β), compatibility (γ) and usability ($1 - \alpha - \beta - \gamma$).

As mentioned in Section III-C6 and III-C7, we adopted two methods for weight assignment (Table VII). For EWM, no prior knowledge is required, and a set of weights can be derived

solely by following Equations 11-13. It is evident that this method assigns weights of less than 0.2 to the indicators Functional Suitability and Performance Efficiency, while assigning the highest weight (0.331) to the Usability indicator. However, our perspective is that, when faced with the selection of various smart contract analysis tools, the vulnerability coverage of a single tool, represented by Usability, should be the least important factor. Instead, Functional Suitability should be the primary criterion, followed by Compatibility and Performance Efficiency.

$$A = \begin{pmatrix} 1 & 4 & 2 & 5 \\ \frac{1}{4} & 1 & \frac{1}{2} & 3 \\ \frac{1}{2} & 2 & 1 & 3 \\ \frac{1}{5} & \frac{1}{3} & \frac{1}{3} & 1 \end{pmatrix} \quad (17)$$

$$A = \begin{pmatrix} 1 & 2 & 2 & 4 \\ \frac{1}{2} & 1 & 1 & 2 \\ \frac{1}{2} & 1 & 1 & 3 \\ \frac{1}{4} & \frac{1}{2} & \frac{1}{3} & 1 \end{pmatrix} \quad (18)$$

Therefore, in the AHP method, we constructed two Pairwise Comparison Matrices based on Equation 14. Both matrices reflect the same relative importance of the indicators, but the first matrix generated larger weight differences (Table VII, row "AHP1").

Table VIII details the final scores of each tool under three different weight configurations and uses a line chart to visually enhance the comparison (Figure 4). Regardless of the decision-making method used for weight assignment, we found that Slither, Solhint, and Mythril consistently ranked among the top three tools in terms of scores. This validates the accuracy of our decision-making: these three tools are the only ones among the 13 smart contract analysis tools that are still actively updated and iterated by their communities. Furthermore, their GitHub star rankings are 1st, 4th, and 2nd, respectively, among the 13 tools (considering that Oyente was the first formal automated smart contract analysis tool, its 3rd place in GitHub stars is also reasonable).

For Verismart and Conkas, the significant discrepancies between their EWM-scores and the two AHP-scores can be explained as follows: Verismart is limited to detecting only arithmetic vulnerabilities, while Conkas only supports the analysis of Solidity contracts with version 0.5.x. However, EWM assigns relatively high weights to the Compatibility and Usability indicators, which disproportionately benefits these tools.

TABLE VI
COMPATIBILITY AND COVERAGE FOR AUTOMATIC ANALYSIS TOOLS

	Securify	VeriSmart	Mythril	Oyente	ConFuzzius	sFuzz	Slither	Conkas	GNNSCVD	Eth2Vec	Solhint	SmartCheck	Maian
S_{com}	0.5.x	0.5.x	0.8.x	0.4.19	0.8.x	0.4.24	0.8.x	0.5.x	0.8.x	0.8.x	0.8.x	0.5.x	0.8.x
S_c	0.25	0.25	1	0	1	0	1	0.25	1	1	1	0.25	
S_{cov}	3	1	8	4	8	7	6	5	2	4	6	7	1
S_u	0.3	0.1	0.8	0.4	0.8	0.7	0.6	0.5	0.2	0.4	0.6	0.7	0.1

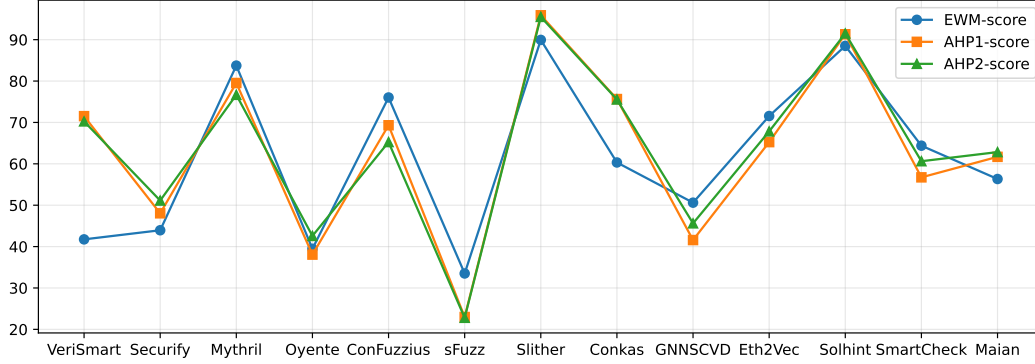


Fig. 4. Overall effectiveness evaluation for different tools

Answer to RQ4: How to evaluate tools comprehensively, objectively, and effectively based on experimental data?

We used two decision-making methods to assign weights to four indicators. The EWM method is entirely objective, while for AHP, we set up two Pairwise Comparison Matrices, resulting in three different sets of weights. These weights were then used to calculate the final scores for each tool. For most tools, the differences among the three scores were minimal. However, VeriSmart and Conkas showed significantly lower EWM-score compared to the two AHP-scores due to their weaknesses in specific indicators.

The tools that ranked in the top three in terms of scores also received broad recognition from the Ethereum community, further enhancing the credibility of our scoring framework. This method is comprehensive, objective, and efficient, providing a new approach for evaluating smart contract analysis tools in the future.

TABLE VII
WEIGHTS OF EACH INDICATOR

	Functional Suitability	Performance Efficiency	Compatibility	Usability
	α	β	γ	$1 - \alpha - \beta - \gamma$
EWM	0.157	0.194	0.317	0.331
AHP1	0.502	0.159	0.261	0.078
AHP2	0.438	0.219	0.243	0.100

E. Real-world Evaluation

To answer RQ5, we focused on analyzing the scaled dataset of 20,000 smart contracts using the most overall effective tools based on our findings. Considering the diversity of analysis

techniques and the scores of the tools, we selected tools Mythril, Slither, Conkas and ConFuzzius. Our primary goal in this part of the study was to identify the distribution of nine distinct types of vulnerabilities(excluding Vulnerability Gasless Send) in these contracts.

As depicted in Figure 5, the analysis uncovers a multifaceted landscape of security challenges within the contracts, where a value of 0 indicates that the tool has no ability to detect that particular vulnerability. Arithmetic vulnerability emerged as the most pervasive, with 707 instances identified by Mythril, 2608 by ConFuzzius, and 3503 by Conkas, underscoring a prevalent issue in managing numerical computations. The discrepancy between these numbers highlights a key difference in F1-score between the two tools (Mythril at 0.646, and Conkas at 0.960). In contrast, tx.origin and Unsafe suicidal vulnerabilities were minimally detected, numbering only 26 and 25 instances, respectively, thereby indicating their infrequent occurrence in different types of contracts. The notable presence of Reentrancy and Time manipulation vulnerabilities emphasizes the complexity of managing state and timing in smart contracts. Interestingly, although both Slither and Conkas performed best at detecting Reentrancy and Time manipulation vulnerabilities in our labelled dataset, their performance varied significantly in the scaled dataset. This discrepancy might stem from the limited variety of reentrancy contracts in the labelled dataset. Other vulnerabilities, such as unchecked send, unsafe delegatecall, and bad randomness, were found in moderate numbers, reflecting a wide array of potential security risks.

Moreover, we extended our investigation to analyze the evolution of specific vulnerabilities in the scaled dataset. For this analysis, we chose to combine the detection results from Mythril, Slither, and Conkas, as these tools were representative of the vulnerabilities detected. Initial observations reveal a

TABLE VIII
OVERALL PERFORMANCE FOR ANALYSIS TOOLS

	Securify	VeriSmart	Mythril	Oyente	ConFuzzius	sFuzz	Slither	Conkas	GNNSCVD	Eth2Vec	Solhint	SmartCheck	Maian
EWM	41.7	43.9	83.7	39.5	76.0	33.5	89.9	60.3	50.6	71.6	88.5	64.4	56.3
AHP1	71.5	48.0	79.5	38.1	69.3	23.0	95.9	75.7	41.6	65.2	91.3	56.7	61.7
AHP2	70.3	51.1	76.7	42.6	65.3	22.8	95.5	75.5	45.6	67.8	91.5	60.6	62.8

The final scores are retained to three decimal places and then multiplied by 100 for clarity.

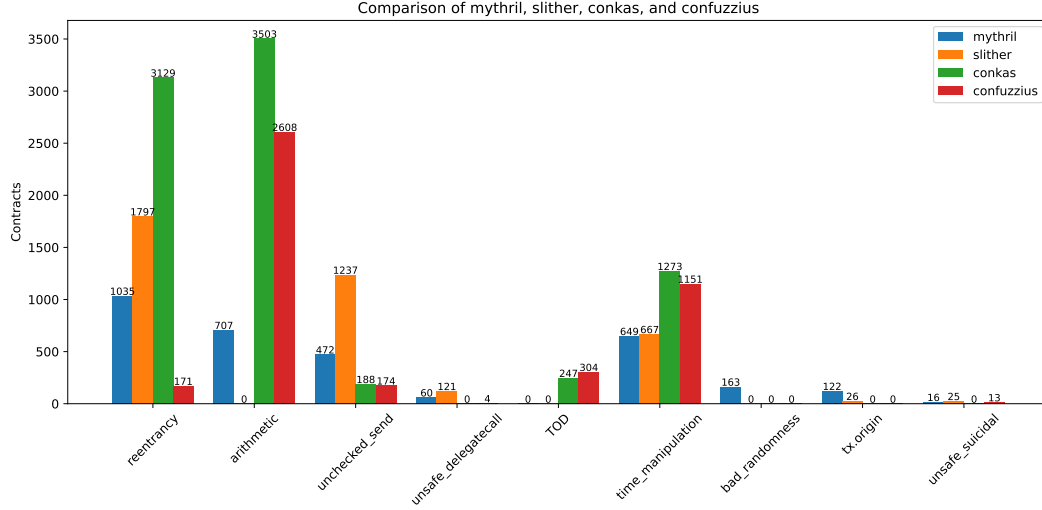


Fig. 5. Real-world effectiveness evaluation

marked increase in the total number of unique contracts towards the end of 2017, coinciding with Ether's peak value. Upon a detailed examination, two distinct trend groups become apparent. The first group includes Reentrancy, Arithmetic, Unchecked send, and Time manipulation vulnerabilities. This group exhibited a rapid growth in vulnerable contracts from October 2017 to October 2020, mirroring the surge in popularity and complexity of smart contracts during this period. The subsequent slowdown post-2021 may be attributed to several factors. First, the introduction of multiple security methods and newer Solidity versions effectively addressed previous security concerns. Second, the scope of application of Ethereum smart contracts appears to have become more standardized or fixed after 2021, potentially reflecting a maturation in the development practices and use cases for smart contracts. The second group, consisting of TOD, Unsafe delegatecall, Bad randomness, tx.origin, and Unsafe Suicidal vulnerabilities, remains relatively infrequent and seems to be readily controllable through various design precautions. These trends provide nuanced insights into the dynamic nature of smart contract vulnerabilities and reinforce the importance of tailored security measures to meet the evolving challenges.

Additionally, we broadened our analysis to assess the financial impact of these vulnerabilities by investigating the transaction values linked to the vulnerable contracts. Specifically, this value is computed based on the transactions in which these vulnerable contracts were utilized. We sourced this transaction data directly from the Ethereum blockchain. Figure 6 highlights the time-based variations in the financial value of contracts tied to different types of vulnerabilities. A

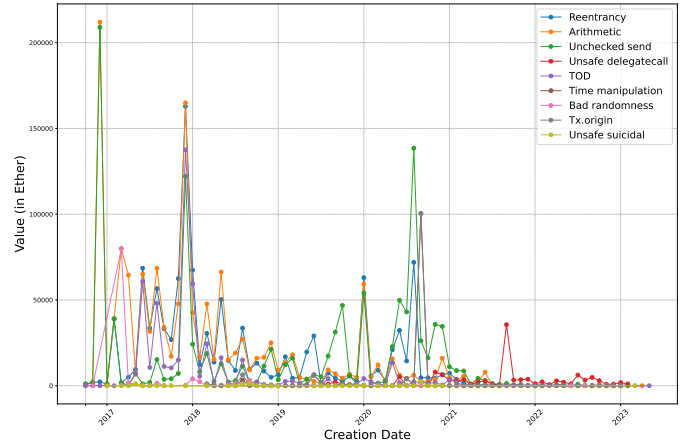


Fig. 6. Value of vulnerable contracts over time

general trend shows a decline in the value associated with vulnerable contracts over time. Upon detailed examination, certain vulnerabilities manifest heightened activity during specific timeframes. For example, contracts with Unsafe suicidal vulnerability once involved large sums (over 200,000 ether) but have dwindled to near zero. Arithmetic and TOD vulnerabilities were predominantly active prior to 2019. Unchecked send, which often pertain to large ether transactions, were prevalent until 2021. Unsafe delegatecall saw no significant ether-related issues until 2020 but experienced a sharp increase in 2021, due to increased use of the *delegatecall* function for ether transactions. These patterns offer insights into evolving

Solidity usage habits and associated financial risks.

Answer to RQ5: What is the outcome of tools on real-world contracts? This analysis uncovers the complex landscape of smart contract security, identifying prevalent vulnerabilities and their progression over time. Upon evaluating the diversity of vulnerabilities identified by the specific tools, we find that Arithmetic and Reentrancy vulnerabilities are disproportionately prevalent in the Ethereum ecosystem. Moreover, we observe that unique contracts are being deployed at an accelerating rate, indicating a broader application of smart contracts. In contrast, the rate of new vulnerable contracts appearing has decelerated, revealing a growing awareness and increased emphasis on smart contract security. Additionally, our assessment of the financial stakes involved in vulnerable contracts reveals periodic variations in security risks. These trends indicate that the gravity of different security issues shifts over time. These insights can assist developers and security professionals in strategically prioritizing and customizing their remediation efforts, ensuring that they effectively address the most common and pressing risks within the smart contract ecosystem.

VI. DISCUSSION

A. Summary of Findings

Based on the above evaluation results, we have derived the following key findings:

- *Recommendations:* The evaluation of vulnerability analysis tools is a multidimensional task. We adopted the ISO/IEC 25010 standard to define the evaluation indicators, applied Multi-Criteria Decision Making algorithms to assign weights to these indicators, and ultimately calculated the tool scores. This evaluation framework has been empirically validated as effective, and we identified some exceptionally outstanding tools that primarily employ symbolic execution and intermediate representation techniques. However, tools based on fuzzing techniques still have significant room for improvement, presenting an opportunity for researchers to address these gaps.
- *Inconsistency:* The selection of an optimal tool heavily depends on the accuracy, execution time, specific types of vulnerabilities, and Solidity version. The effectiveness of a tool is not uniform across all vulnerability types. Therefore, being aware of each tool's strengths and weaknesses is critical for different scenarios. Tailoring the choice of tools to the nature of the project and the expected vulnerabilities can significantly enhance the effectiveness of the detection process.
- *Combined tools:* Utilizing multiple tools can enhance code quality and vulnerability detection. Leveraging the unique strengths of different tools, such as Mythril for known vulnerabilities and Slither for deep code analysis, offers a more comprehensive security assessment. This synergistic approach allows for a more nuanced analysis, potentially uncovering vulnerabilities that might be missed by a single tool. It promotes a more robust and

secure development process, aligning with best practices in software security.

- *Trend of vulnerabilities:* The analysis of real-world data shows a significant slowdown in vulnerability emergence after a rapid growth phase (October 2017 to October 2020). This trend likely stems from the increased economic value of smart contracts, the proliferation of security tools, and the standardization of Ethereum smart contract practices after 2021. The trend signifies a maturation in the smart contract ecosystem and an increased focus on security.

B. Threats to Validity

- *Categorization of smart contract vulnerabilities:* Different researchers may interpret and assess the severity and classification of vulnerabilities in varying manners. This subjectivity could introduce bias and potentially impact the validity of the comparative analysis in our evaluation. In an effort to counteract this threat, we have employed a systematic approach rooted in industry standards and best practices, as discussed in Section III. Each vulnerability category was thoroughly scrutinized and discussed in our previous publication to ensure a uniform understanding and categorization.
- *Generality of evaluation datasets:* The applicability of our conclusions may be constrained by how accurately the datasets reflect real-world scenarios and diverse smart contract usage patterns. Inadequate coverage of various applications could limit the broader relevance of our findings. To address this, we collected a comprehensive and varied set of contract tests from diverse sources, striving to represent the real-world usage and diversity of smart contracts as faithfully as possible.
- *Focus on open-sourced tools:* Our emphasis on open-sourced tools, rather than commercial products, may lead to selection bias, restricting the generalizability of the results. While open-source tools offer transparency and are commonly utilized in research, they might not represent the full spectrum of methodologies and performance characteristics found in commercial products.

VII. CONCLUSION

In this survey, we conducted an exhaustive evaluation of automated smart contract analysis tools, revealing significant insights into their efficacy, utility, and performance under different scenarios. We found that no single tool excels universally, i.e., each has its own set of advantages and drawbacks depending on the vulnerability type and evaluation metrics. Using the ISO/IEC 25010 standard as our assessment framework, we were able to offer a robust and systematic comparison of these tools, providing clear insights into their quality and performance efficiency. Our benchmark dataset serves as a valuable reference for both future researchers and industry practitioners, facilitating the evaluation of emerging tools. Our study also presents important observations on the evolution of security risks in real-world contracts.

Despite these insights, the smart contract landscape is evolving rapidly, introducing new functionalities and protocols that bring forth novel security challenges. Future research should expand to encompass the investigation of more sophisticated or emerging vulnerabilities. This is particularly pertinent given the ongoing innovation and updates in smart contract development, which inevitably give rise to new and unforeseen security concerns. Moreover, the scope of smart contract research should broaden to include other programming languages. For instance, the growing interest in using programming languages such as Go and Rust, in addition to Solidity, for developing smart contracts calls for comprehensive analysis across these platforms.

REFERENCES

- [1] L. Luu, D. Chu, H. Olickel, P. Saxena, and A. Hobor, "Making Smart Contracts Smarter," in *Proceedings of the 2016 ACM SIGSAC Conference on Computer and Communications Security*, Vienna, Austria, Oct. 24–28, 2016, pp. 254–269.
- [2] G. Wood, "Ethereum: A secure decentralised generalised transaction ledger Byzantium Version," <https://ethereum.github.io/yellowpaper/paper.pdf>.
- [3] hyperledger-fabric, "A Blockchain Platform for the Enterprise," Jan. 1, 2023, <https://hyperledger-fabric.readthedocs.io/>
- [4] eosio, "Introduction To EOSIO," Jan. 1, 2023, <https://developers.eos.io/welcome/v2/introduction-to-eosio/index>
- [5] chainmaker, "ChainMaker," Jan. 1, 2023, <https://chainmaker.org.cn>
- [6] S. Cui, G. Zhao, Y. Gao, T. Tavu, and J. Huang, "VRust: Automated Vulnerability Detection for Solana Smart Contracts," in *Proceedings of the 2022 ACM SIGSAC Conference on Computer and Communications Security*, Los Angeles, CA, USA, Nov. 7–11, 2022, pp. 639–652.
- [7] P. Bose, D. Das, Y. Chen, Y. Feng, C. Kruegel, and G. Vigna, "Sailfish: Vetting smart contract state-inconsistency bugs in seconds," in *2022 IEEE Symposium on Security and Privacy (SP)*, pp. 161–178.
- [8] S. Falkon, "The Story of the DAO — Its History and Consequences," <https://medium.com/swlh/the-story-of-the-dao-its-history-and-consequences-71e6a8a551ee>.
- [9] I. Nikolić, A. Kolluri, I. Sergey, et al., "Finding the greedy, prodigal, and suicidal contracts at scale," in *Proceedings of the 34th Annual Computer Security Applications Conference*, 2018, pp. 653–663.
- [10] S. Palladino, "The Parity Wallet Hack Explained," <https://blog.openzeppelin.com/on-the-parity-wallet-multisig-hack-405a8c12e8f7>.
- [11] N. Atzei, M. Bartoletti, and T. Cimoli, "A survey of attacks on Ethereum smart contracts," in *Principles of Security and Trust: 6th International Conference, POST 2017, Held as Part of the European Joint Conferences on Theory and Practice of Software, ETAPS 2017, Uppsala, Sweden, Apr. 22–29, 2017*, pp. 6.
- [12] S. Lande and R. Zunino, "SoK: unraveling Bitcoin smart contracts," *Principles of Security and Trust LNCS*, vol. 10804, pp. 217, 2018.
- [13] C. F. Torres, M. Steichen, and R. State, "The Art of The Scam: Demystifying Honeypots in Ethereum Smart Contracts," in *28th USENIX Security Symposium*, USENIX Association, pp. 1591–1607, 2019.
- [14] H. Chen, M. Pendleton, L. Njilla, and S. Xu, "A Survey on Ethereum Systems Security: Vulnerabilities, Attacks, and Defenses," *ACM Computing Surveys (CSUR)*, vol. 53, no. 3, pp. 1–43, 2020.
- [15] T. Durieux, J. F. Ferreira, R. Abreu, and P. Cruz, "Empirical review of automated analysis tools on 47,587 Ethereum smart contracts," in *Proceedings of the ACM/IEEE 42nd International Conference on Software Engineering*, 2020, pp. 530–541.
- [16] ISO/IEC 25010, "Systems and software engineering - Systems and software Quality Requirements and Evaluation (SQuaRE) - System and software quality models," International Organization for Standardization, 2011.
- [17] N. Szabo, "Smart Contracts: Building Blocks for Digital Markets," *EXTROPY: The Journal of Transhumanist Thought*, vol. 18, no. 2, pp. 28, 1996.
- [18] S. Nakamoto, "Bitcoin: A peer-to-peer electronic cash system," 2008, <https://bitcoin.org/bitcoin.pdf>.
- [19] P. Tolmach, Y. Li, S. Lin, Y. Liu, and Z. Li, "A Survey of Smart Contract Formal Specification and Verification," *ACM Computing Surveys (CSUR)*, vol. 54, no. 7, pp. 1–38, 2021.
- [20] Y. Li, S. Ji, Y. Chen, S. Liang, W. Lee, Y. Chen, C. Lyu, C. Wu, R. Beyah, P. Cheng, K. Lu, and T. Wang, "UNIFUZZ: A Holistic and Pragmatic Metrics-Driven Platform for Evaluating Fuzzers," in *30th USENIX Security Symposium*, August 11–13, pp. 2777–2794, 2021.
- [21] J. Feist, G. Grieco, and A. Groce, "Slither: a static analysis framework for smart contracts," in *Proceedings of the 2nd International Workshop on Emerging Trends in Software Engineering for Blockchain*, IEEE, pp. 8–15, 2019.
- [22] C. Cai, J. Sun, and G. Dobbie, "Measuring the quality of B abstract machines with ISO/IEC 25010," in *2020 International Symposium on Theoretical Aspects of Software Engineering (TASE)*, 2020.
- [23] H. Jung, S. Kim, and C. Chung, "Measuring software product quality: A survey of ISO/IEC 9126," *IEEE Software*, vol. 21, no. 5, pp. 88–92, 2004.
- [24] A. Idri, K. Moumane, and A. Abran, "On the use of software quality standard ISO/IEC 9126 in mobile environments," in *20th Asia-Pacific Software Engineering Conference, APSEC 2013, Ratchathewi, Bangkok, Thailand, December 2-5, 2013 - Volume 1*, 2013, pp. 1–8.
- [25] P. Tsankov, A. Dan, D. Drachler-Cohen, et al., "Securify: Practical Security Analysis of Smart Contracts," in *Proceedings of the 2018 ACM SIGSAC Conference on Computer and Communications Security*, Toronto, ON, Canada, Oct. 15–19, 2018, pp. 67–82.
- [26] S. So, M. Lee, J. Park, et al., "VeriSmart: A highly precise safety verifier for Ethereum smart contracts," in *2020 IEEE Symposium on Security and Privacy (SP)*, pp. 1678–1694, 2020.
- [27] S. Kalra, S. Goel, M. Dhawan, et al., "ZEUS: Analyzing Safety of Smart Contracts," in *25th Annual Network and Distributed System Security Symposium, NDSS 2018*, San Diego, California, USA, February 18–21, 2018.
- [28] L. Alt and C. Reitwiesner, "Smt-based verification of solidity smart contracts," in *Leveraging Applications of Formal Methods, Verification and Validation. Industrial Practice*, T. Margaria and B. Steffen, Eds. Cham: Springer International Publishing, 2018, pp. 376–388.
- [29] MythX development team, "Mythril," Jan. 1, 2023, <https://github.com/ConsenSys/mythril>.
- [30] C. F. Torres, A. K. Iannillo, A. Gervais, and R. State, "ConFuzzius: A Data Dependency-Aware Hybrid Fuzzer for Smart Contracts," in *IEEE European Symposium on Security and Privacy*, EuroS&P 2021, Vienna, Austria, Sep. 6–10, 2021, pp. 103–119.
- [31] T. D. Nguyen, L. H. Pham, J. Sun, Y. Lin, and Q. T. Minh, "sFuzz: an efficient adaptive fuzzer for solidity smart contracts," in *Proceedings of the ACM/IEEE 42nd International Conference on Software Engineering*, pp. 778–788, 2020.
- [32] N. Veloso, I. S. Técnico, "Conkas: a modular and static analysis tool for Ethereum bytecode," 2021.
- [33] crytic, "Rattle," Jan. 1, 2023, <https://github.com/crytic/rattle>.
- [34] Li, K., Xue, Y., Chen, S., Liu, H., Sun, K., Hu, M., Wang, H., Liu, Y. & Chen, Y. Static Application Security Testing (SAST) Tools for Smart Contracts: How Far Are We?. *Proceedings Of The ACM On Software Engineering*. 1, 1447-1470 (2024)
- [35] Y. Zhuang, Z. Liu, P. Qian, et al., "Smart contract vulnerability detection using graph neural networks," in *Proceedings of the Twenty-Ninth International Conference on International Joint Conferences on Artificial Intelligence*, pp. 3283–3290, 2020.
- [36] N. Ashizawa, N. Yanai, J. P. Cruz, et al., "Eth2Vec: learning contract-wide code representations for vulnerability detection on ethereum smart contracts," in *Proceedings of the 3rd ACM international symposium on blockchain and secure critical infrastructure*, pp. 47–59, 2021.
- [37] M. Saad, J. Spaulding, L. Njilla, et al., "Exploring the attack surface of blockchain: A comprehensive survey," *IEEE Communications Surveys & Tutorials*, vol. 22, no. 3, pp. 1977–2008, 2020.
- [38] J. Chen, X. Xia, D. Lo, et al., "DefectChecker: Automated Smart Contract Defect Detection by Analyzing EVM Bytecode," *IEEE Trans. Software Eng.*, vol. 48, no. 7, pp. 2189–2207, 2022.
- [39] J. Chen, "DefectChecker," <https://github.com/Jiachi-Chen/DefectChecker>.
- [40] ANTLR, 2017, <http://www.antlr.org/>.
- [41] Z. Pan, T. Hu, C. Qian, and B. Li, "ReDefender: A Tool for Detecting Reentrancy Vulnerabilities in Smart Contracts Effectively," in *21st IEEE International Conference on Software Quality, Reliability and Security, QRS 2021*, Hainan, China, Dec. 6–10, 2021, pp. 915–925.
- [42] S. Shakya, A. Mukherjee, R. Halder, A. Maiti, and A. Chaturvedi, "SmartMixModel: Machine Learning-based Vulnerability Detection of Solidity Smart Contracts," in *IEEE International Conference on Blockchain*, Blockchain 2022, Espoo, Finland, Aug. 22–25, 2022, pp. 37–44.

- [43] S. Lin, P. Tolmach, Y. Liu, and Y. Li, "SolSEE: a source-level symbolic execution engine for solidity," in *Proceedings of the 30th ACM Joint European Software Engineering Conference and Symposium on the Foundations of Software Engineering*, 2022.
- [44] L. Jin, Y. Cao, Y. Chen, D. Zhang, and S. Campanoni, "EXGEN: Cross-platform, Automated Exploit Generation for Smart Contract Vulnerabilities," in *IEEE Transactions on Dependable and Secure Computing*, 2022.
- [45] rainorshine, "solgraph," 2022, <https://github.com/rainorshine/solgraph>.
- [46] Q. Zeng, J. He, G. Zhao, et al., "EtherGIS: A Vulnerability Detection Framework for Ethereum Smart Contracts Based on Graph Learning Features," in *46th IEEE Annual Computers, Software, and Applications Conference*, COMPSAC 2022, Los Alamitos, CA, USA, June 27 - July 1, 2022, pp. 1742–1749.
- [47] J. Ye, M. Ma, Y. Lin, et al., "Vulpedia: Detecting vulnerable ethereum smart contracts via abstracted vulnerability signatures," *J. Syst. Softw.*, vol. 192, 111410, 2022.
- [48] W. Li, J. He, G. Zhao, et al., "EOSIOAnalyzer: An Effective Static Analysis Vulnerability Detection Framework for EOSIO Smart Contracts," in *46th IEEE Annual Computers, Software, and Applications Conference*, COMPSAC 2022, Los Alamitos, CA, USA, June 27 - July 1, 2022, pp. 746–756.
- [49] S. Cui, G. Zhao, Y. Gao, et al., "VRust: Automated Vulnerability Detection for Solana Smart Contracts," in *Proceedings of the 2022 ACM SIGSAC Conference on Computer and Communications Security*, CCS 2022, Los Angeles, CA, USA, November 7-11, 2022, pp. 639–652.
- [50] Y. Duan, X. Zhao, Y. Pan, et al., "Towards automated safety vetting of smart contracts in decentralized applications," in *Proceedings of the 2022 ACM SIGSAC Conference on Computer and Communications Security*, 2022, pp. 921–935.
- [51] VetSC, "VetSC," Jan. 1, 2023, <https://github.com/vetsc/VetSC>.
- [52] S. Hwang, S. Choi, J. Shin, and Y. Choi, "CodeNet: Code-targeted convolutional neural network architecture for smart contract vulnerability detection," *IEEE Access*, vol. 10, pp. 32595–32607, 2022.
- [53] A. Ghaleb, J. Rubin, and K. Pattabiraman, "eTainter: detecting gas-related vulnerabilities in smart contracts," in *Proceedings of the 31st ACM SIGSOFT International Symposium on Software Testing and Analysis*, pp. 728–739.
- [54] SmartContractTools, "SmartFast," Jan. 1, 2023, <https://github.com/SmartContractTools/SmartFast>.
- [55] W. Dong, T. Zhou, and D. Yan, "SolChecker: A Practical Static Analysis Framework for Ethereum Smart Contract," in *2022 International Conference on Networks, Communications and Information Technology (CNCIT)*, IEEE, pp. 179–186.
- [56] Y. Yuan and T. Xie, "SVChecker: a deep learning-based system for smart contract vulnerability detection," in *International Conference on Computer Application and Information Security (ICCAIS 2021)*, Vol. 12260, SPIE, pp. 226–231.
- [57] Ghaleb, A. & Pattabiraman, K. How effective are smart contract analysis tools? evaluating smart contract static analysis tools using bug injection. *Proceedings Of The 29th ACM SIGSOFT International Symposium On Software Testing And Analysis*. pp. 415-427 (2020)
- [58] Yesmola, "SVChecker," Jan. 1, 2023, <https://github.com/yesmola/SVChecker>.
- [59] N. Jain, K. Kaneko, and S. Sharma, "SKLEE: A Dynamic Symbolic Analysis Tool for Ethereum Smart Contracts," in *Software Engineering and Formal Methods: 20th International Conference, SEFM 2022*, Berlin, Germany, September 26–30, 2022, Springer, pp. 244–250.
- [60] Darshana V., "SKLEE," Jan. 1, 2023, <https://github.com/darshana-v/SKLEE>.
- [61] P. Bose, D. Das, Y. Chen, et al., "Sailfish: Vetting smart contract state-inconsistency bugs in seconds," in *2022 IEEE Symposium on Security and Privacy (SP)*, IEEE, pp. 161–178.
- [62] UCSB SecLab, "sailfish," Jan. 1, 2023, <https://github.com/ucsb-seclab/sailfish>.
- [63] S. Lin, X. Sun, J. Yao, and R. Gu, "Scivik: A versatile framework for specifying and verifying smart contracts," in *Memorial Volume for Shoucheng Zhang*, World Scientific, pp. 403–437.
- [64] L. Mazurek, "EthVer: Formal Verification of Randomized Ethereum Smart Contracts," in *Financial Cryptography and Data Security, FC 2021 International Workshops*, Springer, pp.
- [65] lukmaz. 2021. *ethver*. Retrieved Jan 1, 2023 from <https://github.com/lukmaz/ethver>
- [66] J. Stephens, K. Ferles, B. Mariano, et al. "SmartPulse: automated checking of temporal properties in smart contracts," in *2021 IEEE Symposium on Security and Privacy (SP)*. IEEE, pp. 555–571.
- [67] utopia group. 2020. *SmartPulseTool*. Retrieved Jan 1, 2023 from <https://github.com/utopia-group/SmartPulseTool>
- [68] F. Ma, Z. Xu, M. Ren, et al. "Pluto: Exposing vulnerabilities in inter-contract scenarios," in *IEEE Transactions on Software Engineering* 48, 11 (2021), pp. 4380–4396.
- [69] PlutoAnalyzer. 2020. *Pluto*. Retrieved Jan 1, 2023 from <https://github.com/PlutoAnalyzer/pluto>
- [70] L. Zhou, K. Qin, C. F. Torres, et al., "High-Frequency Trading on Decentralized On-Chain Exchanges," in *42nd IEEE Symposium on Security and Privacy*, SP 2021, San Francisco, CA, USA, May 24–27, 2021, pp. 428–445.
- [71] Christofortres, "Horus," Jan. 1, 2023, <https://github.com/christofortres/Horus>.
- [72] Christofortres, "ConFuzzius," Jan. 1, 2023, <https://github.com/christofortres/ConFuzzius>.
- [73] B. Nassirzadeh, H. Sun, S. Banescu, and V. Ganesh, "Gas Gauge: A Security Analysis Tool for Smart Contract Out-of-Gas Vulnerabilities," *CoRR*, vol. abs/2112.14771, 2021.
- [74] Gas Gauge, "gasgauge.github.io," Jan. 1, 2023, <https://github.com/gasgauge/gasgauge.github.io>.
- [75] N. Ashizawa, N. Yanai, J. P. Cruz, and S. Okamura, "Eth2Vec: Learning Contract-Wide Code Representations for Vulnerability Detection on Ethereum Smart Contracts," in *BSCI '21: Proceedings of the 3rd ACM International Symposium on Blockchain and Secure Critical Infrastructure*, Virtual Event, Hong Kong, June 7, 2021, pp. 47–59.
- [76] Fseclab Osaka, "eth2vec," Jan. 1, 2023, <https://github.com/fseclab-osaka/eth2vec>.
- [77] N. Lu, B. Wang, Y. Zhang, W. Shi, and C. Esposito, "NeuCheck: A more practical Ethereum smart contract security analysis tool," *Softw. Pract. Exp.*, vol. 51, no. 10, pp. 2065–2084, 2021.
- [78] Northeastern-University-Blockchain, "NeuCheck," Jan. 1, 2023, <https://github.com/Northeastern-University-Blockchain/NeuCheck>.
- [79] N. F. Samreen and M. H. Alalfi, "SmartScan: An approach to detect Denial of Service Vulnerability in Ethereum Smart Contracts," in *4th IEEE/ACM International Workshop on Emerging Trends in Software Engineering for Blockchain*, WETSEB@ICSE 2021, Madrid, Spain, May 31, 2021, pp. 17–26.
- [80] P. Praitheeshan, L. Pan, X. Zheng, et al., "SolGuard: Preventing external call issues in smart contract-based multi-agent robotic systems," *Inf. Sci.*, vol. 579, pp. 150–166, 2021.
- [81] P. Antonino and A. W. Roscoe, "Solidifier: bounded model checking solidity using lazy contract deployment and precise memory modelling," in *SAC '21: The 36th ACM/SIGAPP Symposium on Applied Computing*, Virtual Event, Republic of Korea, March 22-26, 2021, pp. 1788–1797.
- [82] R. Yu, J. Shu, D. Yan, and X. Jia, "ReDetect: Reentrancy Vulnerability Detection in Smart Contracts with High Accuracy," in *17th International Conference on Mobility, Sensing and Networking, MSN 2021*, Exeter, United Kingdom, December 13-15, 2021, pp. 412–419.
- [83] T. Chen, Y. Feng, Z. Li, et al., "GasChecker: Scalable Analysis for Discovering Gas-Inefficient Smart Contracts," *IEEE Trans. Emerg. Top. Comput.*, vol. 9, no. 3, pp. 1433–1448, 2021.
- [84] Wei, Z., Sun, J., Zhang, Z., Zhang, X., Yang, X. & Zhu, L. Survey on Quality Assurance of Smart Contracts. *ACM Computing Surveys*. **57**, 1-36 (2024)
- [85] S. So, S. Hong, and H. Oh, "SmarTest: Effectively Hunting Vulnerable Transaction Sequences in Smart Contracts through Language Model-Guided Symbolic Execution," in *30th USENIX Security Symposium, USENIX Security 2021*, August 11-13, 2021, pp. 1361–1378.
- [86] KUPL, "VeriSmart-public," Jan. 1, 2023, <https://github.com/kupl/VeriSmart-public>.
- [87] C. F. Torres, R. Camino, and R. State, "Fronrunner Jones and the Raiders of the Dark Forest: An Empirical Study of Frontrunning on the Ethereum Blockchain," in *30th USENIX Security Symposium, USENIX Security 2021*, August 11-13, 2021, pp. 1343–1359.
- [88] crytic, "crytic/not-so-smart-contracts," 2017, <https://github.com/crytic/not-so-smart-contracts>.
- [89] Christofortres, "Fronrunner-Jones," Jan. 1, 2023, <https://github.com/christofortres/Fronrunner-Jones>.
- [90] W. Wang, J. Song, G. Xu, et al., "ContractWard: Automated Vulnerability Detection Models for Ethereum Smart Contracts," *IEEE Trans. Netw. Sci. Eng.*, vol. 8, no. 2, pp. 1133–1144, 2021.
- [91] O. Lutz, H. Chen, H. Fereidooni, et al., "ESCORT: Ethereum Smart Contract Vulnerability Detection using Deep Neural Network and Transfer Learning," *CoRR*, vol. abs/2103.12607, 2021.
- [92] Nveloso, "conkas," Jan. 1, 2023, <https://github.com/nveloso/conkas>.
- [93] A. Mavridou, A. Laszka, E. Stachtari, et al., "VeriSolid: Correct-by-Design Smart Contracts for Ethereum," in *Financial Cryptography and Data Security - 23rd International Conference, FC 2019*, Frigate Bay, St. Kitts and Nevis, February 18-22, 2019, pp. 446–465.

- [94] Annavrid, "smart-contracts," Jan. 1, 2023, <https://github.com/annavrid/smart-contracts>.
- [95] J. Frank, C. Aschermann, and T. Holz, "ETHBMC: A Bounded Model Checker for Smart Contracts," in *29th USENIX Security Symposium, USENIX Security 2020*, August 12-14, 2020, pp. 2757–2774.
- [96] ESBMC, "esbmc," Jan. 1, 2023, <https://github.com/esbmc/esbmc>.
- [97] T. D. Nguyen, L. H. Pham, J. Sun, et al., "sFuzz: an efficient adaptive fuzzer for solidity smart contracts," in *ICSE '20: 42nd International Conference on Software Engineering*, Seoul, South Korea, 27 June - 19 July, 2020, pp. 778–788.
- [98] sFuzz, "sFuzz," Jan. 1, 2023, <https://github.com/duytai/sFuzz>.
- [99] Y. Zhuang, Z. Liu, P. Qian, et al., "Smart Contract Vulnerability Detection using Graph Neural Network," in *Proceedings of the Twenty-Ninth International Joint Conference on Artificial Intelligence, IJCAI 2020*, pp. 3283–3290.
- [100] Messi-Q, "GraphDeeSmartContract," Jan. 1, 2023, <https://github.com/Messi-Q/GraphDeeSmartContract>.
- [101] X. Wang, J. He, Z. Xie, et al., "ContractGuard: Defend Ethereum Smart Contracts with Embedded Intrusion Detection," *IEEE Trans. Serv. Comput.*, vol. 13, no. 2, pp. 314–328, 2020.
- [102] ContractGuard, "contractguard," Jan. 1, 2023, <https://github.com/contractguard/experiments>.
- [103] L. Brent, N. Grech, S. Lagouvardos, et al., "Ethainter: a smart contract security analyzer for composite vulnerabilities," in *Proceedings of the 41st ACM SIGPLAN International Conference on Programming Language Design and Implementation, PLDI 2020*, London, UK, June 15–20, 2020, pp. 454–469.
- [104] C. Schneidewind, T. Grishchenko, M. Scherer, et al., "eThor: Practical and Provably Sound Static Analysis of Ethereum Smart Contracts," in *CCS '20: 2020 ACM SIGSAC Conference on Computer and Communications Security*, Virtual Event, USA, November 9–13, 2020, pp. 621–640.
- [105] Y. Zhang, S. Ma, J. Li, et al., "SMARTSHIELD: Automatic Smart Contract Protection Made Easy," in *27th IEEE International Conference on Software Analysis, Evolution and Reengineering, SANER 2020*, London, ON, Canada, February 18–21, 2020, pp. 23–34.
- [106] A. Permenev, D. K. Dimitrov, P. Tsankov, et al., "VerX: Safety Verification of Smart Contracts," in *2020 IEEE Symposium on Security and Privacy, SP 2020*, San Francisco, CA, USA, May 18–21, 2020, pp. 1661–1677.
- [107] Eth SRI, "verx-benchmarks," Jan. 1, 2023, <https://github.com/eth-sri/verx-benchmarks>.
- [108] E. Albert, J. Correas, P. Gordillo, et al., "GASOL: Gas Analysis and Optimization for Ethereum Smart Contracts," in *Tools and Algorithms for the Construction and Analysis of Systems - 26th International Conference, TACAS 2020*, Dublin, Ireland, April 25-30, 2020, pp. 118–125.
- [109] Y. Chinen, N. Yanai, J. P. Cruz, and S. Okamura, "RA: Hunting for Re-Entrancy Attacks in Ethereum Smart Contracts via Static Analysis," in *IEEE International Conference on Blockchain, Blockchain 2020*, Rhodes, Greece, November 2–6, 2020, pp. 327–336.
- [110] Q. Zhang, Y. Wang, J. Li, and S. Ma, "EthPloit: From Fuzzing to Efficient Exploit Generation against Smart Contracts," in *27th IEEE International Conference on Software Analysis, Evolution and Reengineering, SANER 2020*, London, ON, Canada, February 18–21, 2020, pp. 116–126.
- [111] V. Wüstholtz and M. Christakis, "Harvey: a greybox fuzzer for smart contracts," in *ESEC/FSE '20: 28th ACM Joint European Software Engineering Conference and Symposium on the Foundations of Software Engineering*, Virtual Event, USA, November 8–13, 2020, pp. 1398–1409.
- [112] T. Chen, R. Cao, T. Li, et al., "SODA: A Generic Online Detection Framework for Smart Contracts," in *27th Annual Network and Distributed System Security Symposium, NDSS 2020*, San Diego, California, USA, February 23–26, 2020.
- [113] Pandabox Dev, "SODA," Jan. 1, 2023, <https://github.com/pandabox-dev/SODA>.
- [114] A. Li, J. A. Choi, and F. Long, "Securing smart contract with runtime validation," in *Proceedings of the 41st ACM SIGPLAN International Conference on Programming Language Design and Implementation, PLDI 2020*, London, UK, June 15–20, 2020, pp. 438–453.
- [115] Leeleo3x, "solythesis-artifact," Jan. 1, 2023, <https://github.com/Leeleo3x/solythesis-artifact>.
- [116] M. Zhang, X. Zhang, Y. Zhang, and Z. Lin, "TXSPECTOR: Uncovering Attacks in Ethereum from Transactions," in *29th USENIX Security Symposium, USENIX Security 2020*, August 12–14, 2020, pp. 2775–2792.
- [117] OSUSecLab, "TxSpector," Jan. 1, 2023, <https://github.com/OSUSecLab/TxSpector>.
- [118] E. Albert, P. Gordillo, A. Rubio, and I. Sergey, "Running on Fumes - Preventing Out-of-Gas Vulnerabilities in Ethereum Smart Contracts Using Static Resource Analysis," in *Verification and Evaluation of Computer and Communication Systems - 13th International Conference, VECoS 2019*, Porto, Portugal, October 9, 2019, pp. 63–78.
- [119] Ren, M., Yin, Z., Ma, F., Xu, Z., Jiang, Y., Sun, C., Li, H. & Cai, Y. Empirical evaluation of smart contract testing: What is the best choice?. *Proceedings Of The 30th ACM SIGSOFT International Symposium On Software Testing And Analysis*. pp. 566-579 (2021)
- [120] C. F. Torres, M. Baden, R. Norvill, and H. Jonker, "ÆGIS: Smart Shielding of Smart Contracts," in *Proceedings of the 2019 ACM SIGSAC Conference on Computer and Communications Security, CCS 2019*, London, UK, November 11–15, 2019, pp. 2589–2591.
- [121] C. F. Torres, M. Baden, R. Norvill, et al., "ÆGIS: Shielding Vulnerable Smart Contracts Against Attacks," in *ASIA CCS '20: The 15th ACM Asia Conference on Computer and Communications Security*, Taipei, Taiwan, October 5–9, 2020, pp. 584–597.
- [122] Christoftorres, "Aegis," Jan. 1, 2023, <https://github.com/christoftorres/Aegis>.
- [123] Crytic, "echidna," Jan. 1, 2023, <https://github.com/crytic/echidna>.
- [124] FuzzingLabs, "octopus," Jan. 1, 2023, <https://github.com/FuzzingLabs/octopus>.
- [125] P. Qian, Z. Liu, Q. He, et al., "Towards Automated Reentrancy Detection for Smart Contracts Based on Sequential Models," *IEEE Access* 8(2020), pp. 19685–19695.
- [126] M. Rodler, W. Li, G. O. Karame, and L. Davi, "Sereum: Protecting Existing Smart Contracts Against Re-Entrancy Attacks," in *26th Annual Network and Distributed System Security Symposium, NDSS 2019*, San Diego, California, USA, February 24–27, 2019.
- [127] Uni-due syssec, "eth-reentrancy-attack-patterns," Jan. 1, 2023, <https://github.com/uni-due-syssec/eth-reentrancy-attack-patterns>.
- [128] K. Weiss and J. Schütte, "Annotary: A Concolic Execution System for Developing Secure Smart Contracts," in *Computer Security - ESORICS 2019 - 24th European Symposium on Research in Computer Security*, Luxembourg, September 23–27, 2019, pp. 747–766.
- [129] Fraunhofer-AISEC, "annotary-sublime-plugin," Jan. 1, 2023, <https://github.com/Fraunhofer-AISEC/annotary-sublime-plugin>.
- [130] MythX development team, "Mythril," Jan. 1, 2023, <https://github.com/ConsenSys/mythril>.
- [131] P. Zhang, F. Xiao, and X. Luo, "SolidityCheck: Quickly Detecting Smart Contract Problems Through Regular Expressions," *CoRR abs/1911.09425* (2019).
- [132] Xf97, "SolidityCheck," Jan. 1, 2023, <https://github.com/xf97/SolidityCheck>.
- [133] J. Feist, G. Grieco, and A. Groce, "Slither: a static analysis framework for smart contracts," in *Proceedings of the 2nd International Workshop on Emerging Trends in Software Engineering for Blockchain, WET-SEB@ICSE 2019*, Montreal, QC, Canada, May 27, 2019, pp. 8–15.
- [134] Crytic, "slither," Jan. 1, 2023, <https://github.com/crytic/slither>.
- [135] Á. Hajdu and D. Jovanovic, "solc-verify: A Modular Verifier for Solidity Smart Contracts," in *Verified Software. Theories, Tools, and Experiments - 11th International Conference, VSTTE 2019*, New York City, NY, USA, July 13–14, 2019, pp. 161–179.
- [136] SRI-CSL, "solidity," Jan. 1, 2023, <https://github.com/SRI-CSL/solidity>.
- [137] C. F. Torres, M. Steichen, and R. State, "The Art of The Scam: Demystifying Honey pots in Ethereum Smart Contracts," in *28th USENIX Security Symposium, USENIX Security 2019*, Santa Clara, CA, USA, August 14–16, 2019, pp. 1591–1607.
- [138] Christoftorres, "HoneyBadger," Jan. 1, 2023, <https://github.com/christoftorres/HoneyBadger>.
- [139] Torres, C., Steichen, M. & Others The art of the scam: Demystifying honey pots in ethereum smart contracts. *28th USENIX Security Symposium (USENIX Security 19)*. pp. 1591-1607 (2019)
- [140] J. He, M. Balunovic, N. Ambroladze, et al., "Learning to Fuzz from Symbolic Execution with Application to Smart Contracts," in *Proceedings of the 2019 ACM SIGSAC Conference on Computer and Communications Security, CCS 2019*, London, UK, November 11–15, 2019, pp. 531–548.
- [141] Eth sri, "ilf," Jan. 1, 2023, <https://github.com/eth-sri/ilf>.
- [142] H. Wang, Y. Li, S. Lin, et al., "Vultron: catching vulnerable smart contracts once and for all," in *Proceedings of the 41st International Conference on Software Engineering: New Ideas and Emerging Results, ICSE (NIER) 2019*, Montreal, QC, Canada, May 29–31, 2019, pp. 1–4.
- [143] Ntu SRS Lab, "vultron," Jan. 1, 2023, <https://github.com/ntu-SRS Lab/vultron>.
- [144] C. Peng, S. Akca, and A. Rajan, "SIF: A Framework for Solidity Contract Instrumentation and Analysis," in *26th Asia-Pacific Software*

- Engineering Conference, APSEC 2019*, Putrajaya, Malaysia, December 2–5, 2019, pp. 466–473.
- [145] Chao peng, "SIF," Jan. 1, 2023, <https://github.com/chao-peng/SIF>.
- [146] S. Akca, A. Rajan, and C. Peng, "SolAnalyser: A Framework for Analysing and Testing Smart Contracts," in *26th Asia-Pacific Software Engineering Conference, APSEC 2019*, Putrajaya, Malaysia, December 2–5, 2019, pp. 482–489.
- [147] Sefaakca, "SolAnalyser," Jan. 1, 2023, <https://github.com/sefaakca/SolAnalyser>.
- [148] J. Chang, B. Gao, H. Xiao, et al., "sCompile: Critical Path Identification and Analysis for Smart Contracts," in *Formal Methods and Software Engineering - 21st International Conference, ICFEM 2019*, Shenzhen, China, November 5–9, 2019, pp. 286–304.
- [149] Z. Yang and H. Lei, "FEther: An Extensible Definitional Interpreter for Smart-Contract Verifications in Coq," *IEEE Access* 7 (2019), pp. 37770–37791.
- [150] S. Wang, C. Zhang, and Z. Su, "Detecting nondeterministic payment bugs in Ethereum smart contracts," *Proc. ACM Program. Lang.* 3, *OOPSLA* (2019), pp. 189:1–189:29.
- [151] J. Liao, T. Tsai, C. He, and C. Tien, "SoliAudit: Smart Contract Vulnerability Assessment Based on Machine Learning and Fuzz Testing," in *Sixth International Conference on Internet of Things: Systems, Management and Security, IOTSMS 2019*, Granada, Spain, October 22–25, 2019, pp. 458–465.
- [152] M. Mossberg, F. Manzano, E. Hennenfent, et al., "Manticore: A User-Friendly Symbolic Execution Framework for Binaries and Smart Contracts," in *34th IEEE/ACM International Conference on Automated Software Engineering, ASE 2019*, San Diego, CA, USA, November 11–15, 2019, pp. 1186–1189.
- [153] Trailofbits, "Manticore," Jan. 1, 2023, <https://github.com/trailofbits/manticore>.
- [154] Microsoft, "Verisol," Jan. 1, 2023, <https://github.com/microsoft/verisol>.
- [155] Microsoft, "Solhint," Jan. 1, 2023, <https://github.com/protofire/solhint>.
- [156] E. Hildenbrandt, M. Saxena, N. Rodrigues, et al., "KEVM: A Complete Formal Semantics of the Ethereum Virtual Machine," in *31st IEEE Computer Security Foundations Symposium, CSF 2018*, Oxford, United Kingdom, July 9–12, 2018, pp. 204–217.
- [157] Kframework, "EVM Semantics," Jan. 1, 2023, <https://github.com/kframework/evm-semantics>.
- [158] S. Amani, M. Bégel, M. Bortin, and M. Staples, "Towards verifying ethereum smart contract bytecode in Isabelle/HOL," in *Proceedings of the 7th ACM SIGPLAN International Conference on Certified Programs and Proofs, CPP 2018*, Los Angeles, CA, USA, January 8–9, 2018, pp. 66–77.
- [159] Pirapira, "Eth Isabelle," Jan. 1, 2023, <https://github.com/pirapira/eth-isabelle>.
- [160] Rauljordan, "Ethertrust," Jan. 1, 2023, <https://github.com/rauljordan/ethertrust>.
- [161] P. Hegedüs, "Towards Analyzing the Complexity Landscape of Solidity Based Ethereum Smart Contracts," in *1st IEEE/ACM International Workshop on Emerging Trends in Software Engineering for Blockchain, WETSEB@ICSE 2018*, Gothenburg, Sweden, May 27–June 3, 2018, pp. 35–39.
- [162] Raineorshine, "SolMet-Solidity-parser," Jan. 1, 2023, <https://github.com/chicxurug/SolMet-Solidity-parser>.
- [163] L. Brent, A. Jurisevic, M. Kong, et al., "Vandal: A Scalable Security Analysis Framework for Smart Contracts," *CoRR abs/1809.03981* (2018).
- [164] Usyd blockchain, "Vandal," Jan. 1, 2023, <https://github.com/usyd-blockchain/vandal>.
- [165] I. Nikolic, A. Kolluri, I. Sergey, et al., "Finding The Greedy, Prodigal, and Suicidal Contracts at Scale," in *Proceedings of the 34th Annual Computer Security Applications Conference, ACSAC 2018*, San Juan, PR, USA, December 03–07, 2018, pp. 653–663.
- [166] Ivicanikolicsg, "MAIAN," Jan. 1, 2023, <https://github.com/ivicanikolicsg/MAIAN>.
- [167] P. Tsankov, A. M. Dan, D. Drachsler-Cohen, et al., "Securify: Practical Security Analysis of Smart Contracts," in *Proceedings of the 2018 ACM SIGSAC Conference on Computer and Communications Security, CCS 2018*, Toronto, ON, Canada, October 15–19, 2018, pp. 67–82.
- [168] Eth sri, "Securify2," Jan. 1, 2023, <https://github.com/eth-sri/securify2>.
- [169] J. Krupp and C. Rossow, "TeEther: Gnawing at Ethereum to Automatically Exploit Smart Contracts," in *27th USENIX Security Symposium, USENIX Security 2018*, Baltimore, MD, USA, August 15–17, 2018, pp. 1317–1333.
- [170] Nescio007, "TeEther," Jan. 1, 2023, <https://github.com/nescio007/teether>.
- [171] C. F. Torres, J. Schütte, and R. State, "Osiris: Hunting for Integer Bugs in Ethereum Smart Contracts," in *Proceedings of the 34th Annual Computer Security Applications Conference, ACSAC 2018*, San Juan, PR, USA, December 03–07, 2018, pp. 664–676.
- [172] christoftorres, "Osiris," Jan. 1, 2023, <https://github.com/christoftorres/osiris>.
- [173] W. Tann, X. Han, S. Gupta, et al., "Towards Safer Smart Contracts: A Sequence Learning Approach to Detecting Vulnerabilities," *CoRR abs/1811.06632* (2018).
- [174] wesleyjtann, "Safe-SmartContracts," Jan. 1, 2023, <https://github.com/wesleyjtann/Safe-SmartContracts>.
- [175] B. Jiang, Y. Liu, and W. K. Chan, "ContractFuzzer: fuzzing smart contracts for vulnerability detection," in *Proceedings of the 33rd ACM/IEEE International Conference on Automated Software Engineering, ASE 2018*, Montpellier, France, September 3–7, 2018, pp. 259–269.
- [176] gongbell, "ContractFuzzer," Jan. 1, 2023, <https://github.com/gongbell/ContractFuzzer>.
- [177] I. Grishchenko, M. Maffei, and C. Schneidewind, "Foundations and Tools for the Static Analysis of Ethereum Smart Contracts," in *Computer Aided Verification - 30th International Conference, CAV 2018*, Oxford, UK, July 14–17, 2018, pp. 51–78.
- [178] E. Zhou, S. Hua, B. Pi, et al., "Security Assurance for Smart Contract," in *9th IFIP International Conference on New Technologies, Mobility and Security, NTMS 2018*, Paris, France, February 26–28, 2018, pp. 1–5.
- [179] C. Liu, H. Liu, Z. Cao, et al., "ReGuard: finding reentrancy bugs in smart contracts," in *Proceedings of the 40th International Conference on Software Engineering: Companion Proceedings, ICSE 2018*, Gothenburg, Sweden, May 27–June 03, 2018, pp. 65–68.
- [180] N. Grech, M. Kong, A. Jurisevic, et al., "MadMax: surviving out-of-gas conditions in Ethereum smart contracts," in *Proc. ACM Program. Lang.* 2, *OOPSLA 2018*, pp. 116:1–116:27.
- [181] nevillegrech, "MadMax," Jan. 1, 2023, <https://github.com/nevillegrech/MadMax>.
- [182] S. Azzopardi, J. Ellul, and G. J. Pace, "Monitoring Smart Contracts: ContractLarva and Open Challenges Beyond," in *Runtime Verification - 18th International Conference, RV 2018*, Limassol, Cyprus, November 10–13, 2018, pp. 113–137.
- [183] gordonpace, "contractLarva," Jan. 1, 2023, <https://github.com/gordonpace/contractLarva>.
- [184] S. Tikhomirov, E. Voskresenskaya, I. Ivanitskiy, et al., "SmartCheck: Static Analysis of Ethereum Smart Contracts," in *1st IEEE/ACM International Workshop on Emerging Trends in Software Engineering for Blockchain, WETSEB@ICSE 2018*, Gothenburg, Sweden, May 27–June 3, 2018, pp. 9–16.
- [185] smartdec, "smartcheck," Jan. 1, 2023, <https://github.com/smartdec/smartcheck>.
- [186] E. Albert, P. Gordillo, B. Livshits, et al., "EthIR: A Framework for High-Level Analysis of Ethereum Bytecode," in *Automated Technology for Verification and Analysis - 16th International Symposium, ATVA 2018*, Los Angeles, CA, USA, October 7–10, 2018, pp. 513–520.
- [187] costa group, "EthIR," Jan. 1, 2023, <https://github.com/costa-group/ethIR>.
- [188] S. Grossman, I. Abraham, G. Golan-Gueta, et al., "Online detection of effectively callback free objects with applications to smart contracts," *Proc. ACM Program. Lang.* 2, *POPL 2018*, pp. 48:1–48:28.
- [189] shellygr, "gasgauge.github.io," Jan. 1, 2023, <https://github.com/shellygr/ECFChecker>.
- [190] Wang, Y., Lahiri, S., Chen, S., Pan, R., Dillig, I., Born, C. & Naseer, I. Formal specification and verification of smart contracts for azure blockchain. *ArXiv Preprint arXiv:1812.08829*. (2018)
- [191] enzymefinance, "oyente," Jan. 1, 2023, <https://github.com/enzymefinance/oyente>.

TABLE IX
VULNERABILITY MENU

Cause	Vulnerability Type	Blockchain Platform	ID
Syntax Error	Typographical Error	Ethereum	VE1
	Right-To-Left-Override control character	Ethereum	VE2
Version Issue	Outdated Compiler Version	Ethereum	VE3
	Use of Deprecated Solidity Functions	Ethereum	VE4
	Incorrect Constructor Name	Ethereum	VE5
	Typographical Error	Ethereum	VE6
	Uninitialized Storage Pointer	Ethereum	VE7
Irrelevant Code	Presence of Unused Variables	Ethereum	VE8
	Code With No Effects	Ethereum	VE9
	Shadowing State Variables	Ethereum	VE10
Visibility	Function Default Visibility	Ethereum	VE11
	State Variable Default Visibility	Ethereum	VE12
Signature Issue	Signature Malleability	Ethereum	VE13
	Missing Protection against Signature Replay Attacks	Ethereum	VE14
	Lack of Proper Signature Verification	Ethereum	VE15
Data Issue	Unencrypted Private Data On-Chain	Ethereum	VE16
	Fake EOS	EOSIO	VS1
	Forged Notification, Fake Receipt	EOSIO	VS2
Unprotected Low-level Function	Unsafe Suicide	Ethereum	VE17
	Authorization through <i>tx.origin</i>	Ethereum	VE18
	Unsafe Delegatecall	Ethereum	VE19
Coding Issue	Unprotected Ether Withdrawal	Ethereum	VE20
	Write to Arbitrary Storage Location	Ethereum	VE21
Input Issue	Assert Violation	Ethereum	VE22
	Requirement Violation	Ethereum	VE23
	Wrong Address	Ethereum	VE24
Incorrect Calculation	Arithmetic Overflow/Underflow	Ethereum, Fabric	VE25, VH1
	Call-Stack Overflow	Ethereum	VE26
	Asset Overflow	EOSIO	VS3
Denial of Service	DoS with Failed Call	Ethereum, Fabric	VE27
	Insufficient Gas Griefing	Ethereum	VE28
	DoS with Block Gas Limit	Ethereum	VE29
Use of Low-level Function	Unchecked Send	Ethereum, Fabric	VE30
	Arbitrary Jump with Function Type Variable	Ethereum	VE31
	Hash Collisions	Ethereum	VE32
	Message Call with Hardcoded Gas Amount	Ethereum	VE33
Behavioral Workflow	Reentrancy	Ethereum, Fabric	VE34
	Arbitrary Jump with Function Type Variable	Ethereum	VE35
	Incorrect Inheritance Order	Ethereum	VE36
	Infinite Loop	Ethereum	VE37
Consensus Issue	Transaction Order Dependence	Ethereum, Fabric	VE38
	Time Manipulation	Ethereum	VE39
	Bad Randomness	Ethereum, EOSIO	VE40, VS4

TABLE X
A COMPARISON OF STATE-OF-THE-ART SMART CONTRACTS ANALYSIS TOOLS

PROPOSAL	VENUE	Methodology						Input		Open Source	Vulnerability ID
		Formal Verification	Symbolic Execution	Fuzzing	Machine Learning	IR	Runtime Verification	Bytecode	Source code		
DefectChecker [38]	IEEE TSE 2022		✓					✓		[39]	VE27,VE30,VE34,VE38,VE40
ReDefender [41]	IEEE TR 2022			✓					✓	–	VE34
SmartMixModel [42]	Blockchain 2022			✓				✓	✓	–	VE34
SolSEE [43]	ESEC/FSE 2022		✓						✓	–	
ExGen [44]	IEEE TDSC 2022		✓			✓			✓	–	VE17, VE19, VE25, VH1, VE30, VE34
solgraph	–								✓	[45]	-
EtherGIS [46]	COMPSAC 2022				✓			✓		–	VE17, VE18, VE19, VE34, VE38, VE39
Vulpedia [47]	J.Syst.Softw.				✓					–	
EOSIOAnalyzer [48]	COMPSAC 2022					✓		✓			
VRust [49]	CCS 2022					✓		✓			
VetSC [50]	CCS 2022	✓							✓	[51]	
CodeNet [52]	IEEE Access 2022				✓				✓		VE18, VE30, VE34, VE39
eTainter [53]	ISSTA 2022							✓			VE28, VE29
SmartFast [54]	Empir.Softw.Eng.					✓			✓		VE2, VE13, VE18, VE19, VE30, VE34, VE37, VE39
SolChecker [55]	CNCIT 2022	✓							✓		VE6,VE7, VE8, VE11 VE18, VE24 VE30, VE34, VE40
SVChecker [56]	ICCAIS 2022				✓				✓	[58]	VE18, VE25, VE30, VE34, VE38, VE39
SKLEE [59]	SEFM 2022		✓						✓	[60]	VE17, VE25, VE30, VE38, VE39, VE40
Sailfish [61]	IEEE S&P 2022						✓		✓	[62]	VE34, VE38
SciviK [63]	MVSZ					✓			✓		
EthVer [64]	FC 2021	✓						✓		[65]	VE34
SmartPulse [66]	IEEE S&P 2021					✓			✓	[67]	
Pluto [68]	IEEE TSE 2021		✓						✓	[69]	VE25, VE34, VE39
Horus [70]	IEEE S&P 2021	✓					✓	✓		[71]	VE17,VE19,VE24,VE25,VE30,VE34,
ConFuzzius [30]	Euro S&P 2021	✓		✓					✓	[72]	VE17,VE19,VE22,VE34,VE25,VE38,VE40
Gas Gauge [73]	arXiv 2021			✓		✓			✓	[74]	VE28,VE29
Eth2Vec [75]	BSCI 2021				✓				✓	[76]	VE12,VE29,VE34,VE25,VE39
NeuCheck [77]	SPE 2021					✓			✓	[78]	VE32,VE34,VE25,VE40
SmartScan [79]	ICSE 2021	✓						✓		–	VE27
SolGuard [80]	Inf. Sci. 2021	✓						✓		–	VE19,VE30
Solidifier [81]	SAC 2021	✓						✓		–	VE22
ReDetect [82]	MSN 2021		✓						✓	–	VE34
GasChecker [83]	IEEE TETC 2021			✓					✓	–	VE28,VE29
SmarTest [85]	USENIX 2021		✓						✓	[86]	VE17,VE22,VE25,VE30

Frontrunner-Jones [87], [70]	USENIX 2021 IEEE S&P 2021	✓						✓		[89]	VE38
ContractWard [90]	IEEE TNSE 2021				✓				✓	–	VE19,VE30,VE34,VE25,VE38,VE39
ESCORT [91]	arXiv 2021				✓				✓	–	VE22,VE17,VE27,VE34,VE26,VE38
Conkas	–		✓			✓		✓	✓	[92]	VE25,VE30,VE34,VE38,VE39
VeriSmart [26]	IEEE S&P 2020	✓							✓	[86]	VE17,VE18,VE22,VE25,VE34
VeriSolid [93]	FC 2019	✓							✓	[94]	VE24,VE17,VE19,VE30,VE34
ESBMC [95]	USENIX 2020		✓					✓		[96]	
sFuzz [97]	ICSE 2020			✓				✓		[98]	VE19,VE29,VE30,VE34,VE25,VE39,VE40
GNNSCVD [35] [99]	IJCAI 2020				✓				✓	[100]	VE34,VE39,V40
ContractGuard [101]	IEEE TSC 2020						✓	✓		[102]	VE18,VE19,VE30,VE34,VE25
Ethainter [103]	PLDI 2020	✓							✓	–	VE17,VE18,VE19
eThor [104]	CCS 2020	✓							✓	–	VE34
SmartSheild [105]	SANER 2020	✓							✓	–	VE10,VE30,VE25
VerX [106]	IEEE S&P 2020	✓	✓						✓	[107]	VE29,VE30
GASOL [108]	TACAS(2) 2020		✓						✓	–	VE28,VE29
RA [109]	IEEE ICBC 2020	✓	✓						✓	–	VE34
EthPloit [110]	SANER 2020			✓					✓	–	VE17,VE18,VE19,VE30
Harvey [111]	ESEC/FSE 2020			✓					✓	–	VE22
SODA [112]	NDSS 2020						✓	✓	✓	[113]	VE17,VE18,VE19,VE30,VE34,VE25
Solythesis [114]	PLDI 2020						✓		✓	[115]	
TxSpector [116]	USENIX 2020						✓	✓		[117]	VE20,VE17,VE18,VE27,VE30,VE34
Gastap [118]	VECoS 2019		✓						✓	–	VE28,VE29
ÆGIS [120], [121]	ASIA CCS 2020						✓	✓		[122]	VE17,VE19,VE34
Echidna	–			✓					✓	[123]	
Octopus	–		✓			✓			✓	[124]	
Qian et al. [125]	Access 2020				✓				✓	–	VE34
Sereum [126]	NDSS 2019		✓				✓	✓		[127]	VE34
Annotary [128]	ESORICS 2019		✓						✓	[129]	VE19,VE30,VE36
Mythril	-	✓	✓						✓	[130]	VE29
SolidityCheck [131]	arXiv 2019	✓								[132]	VE34,VE25
Slither [133]	ICSE 2019					✓			✓	[134]	VE10,VE20,VE17,VE29
solc-verify [135]	VSTTE 2019	✓							✓	[136]	VE29,VE25
HoneyBadger [137]	USENIX 2019		✓						✓	[138]	VE10,VE20,VE36,VE25
ILF [140]	CCS 2019		✓	✓	✓				✓	[141]	VE17,VE15,VE19,VE20,VE30,VE39
Vultron [142]	ICSE 2019			✓					✓	[143]	VE19,VE29,VE30,VE34,VE25

SIF [144]	APSEC 2019	✓						✓	✓	[145]	
SolAnalyser [146]	APSEC 2019	✓						✓		[147]	VE18,VE29,VE30,VE25,VE39
sCompile [148]	ICFEM 2019		✓					✓		–	VE24,VE17,VE19,VE29,VE30
FEther [149]	IEEE Access 7	✓	✓						✓	–	
NPChecker [150]	OOPSLA 2019					✓		✓		–	VE30,VE34,VE38,VE39
SoliAudit [151]	IOTSMS 2019			✓	✓			✓	✓	–	VE24,VE18,VE27,VE34,VE25,VE38,VE40
Manticore [152]	ASE 2019		✓							[153]	
VeriSol [190]	ICFEM	✓							✓	[154]	-
solhint	-								✓	[155]	-
KEVM [156]	CSF 2018	✓						✓		[157]	VE25
Isabelle/Hol [158]	CPP 2018	✓						✓		[159]	VE25
EtherTrust	CAV 2018	✓						✓		[160]	VE34
SolMet [161]	WETSEB 2018	✓						✓		[162]	VE34
Vandal [163]	arXiv 2018					✓		✓		[164]	VE17,VE18,VE30,VE34
Maian [165]	ACSAC 2018		✓					✓		[166]	VE17,VE20,VE30
Securify v2.0 [167]	CCS 2018		✓					✓		[168]	VE29
teEther [169]	USENIX 2018		✓					✓		[170]	VE17,VE19,VE27,VE30
Osiris [171]	ACSAC 2018		✓					✓		[172]	VE25
SaferSC [173]	arXiv 2018				✓			✓		[174]	VE17,VE20,VE30
ContractFuzzer [175]	ASE 2018			✓				✓		[176]	VE19,VE27,VE29,VE30,VE34,VE39,VE40
F framework [177]	POST 2018	✓						✓		–	VE30,VE34,VE38,VE39,VE40
Zeus [27]	NDSS 2018	✓							✓	–	VE18,VE30,VE34,VE25,VE38
SASC [178]	NTMS 2018		✓						✓	–	VE18,VE26,VE37,VE39
Reguard [179]	ICSE 2018			✓					✓	–	VE34
MadMax [180]	PACMPL 2018					✓		✓		[181]	VE29,VE25
ContractLarva [182]	RV 2018							✓		[183]	–
Smartcheck [184]	WETSB 2018								✓	[185]	VE18,VE27,VE30,VE34,VE25,VE39,V40
EthIR [186]	ATVA 2018					✓		✓		[187]	
ECFChecker [188]	POPL 2018						✓	✓		[189]	
Oyente [11]	CCS 2016		✓					✓		[191]	VE34,VE26,VE37,VE39
DISTRIBUTION		27.8%	25.9%	13.0%	11.1%	13.9%	8.3%	53.9%	46.1%		