

**Title:** Unmasking Bias and Inequities: A Systematic Review of Bias Detection and Mitigation in Healthcare Artificial Intelligence Using Electronic Health Records

**Authors:** Feng Chen, MS<sup>1,4</sup>, Liqin Wang, PhD<sup>1,2</sup>, Julie Hong<sup>3</sup>, Jiaqi Jiang, MS<sup>1</sup>, Li Zhou, MD, PhD<sup>1,2</sup>

**Affiliations:**

<sup>1</sup>Harvard Medical School, Boston, MA, USA

<sup>2</sup>Division of General Internal Medicine and Primary Care, Brigham and Women's Hospital, Boston, MA, USA

<sup>3</sup>Wellesley High School, Wellesley, MA, USA

<sup>4</sup>University of Washington, Seattle, WA, USA

**Corresponding Author:**

Feng Chen, MS

4041 Roosevelt Way NE, Apt 308

Seattle, WA 98105

Email: fengc9@uw.edu

**Keywords:** Bias; Artificial Intelligence; Deep Learning; Electronic Health Record; Scoping Review

## **ABSTRACT**

**Objectives:** Artificial intelligence (AI) applications utilizing electronic health records (EHRs) have gained popularity, but they also introduce various types of bias. This study aims to systematically review the literature that address bias in AI research utilizing EHR data.

**Methods:** A systematic review was conducted following the Preferred Reporting Items for Systematic Reviews and Meta-analyses (PRISMA) guideline. We retrieved articles published between January 1, 2010, and October 31, 2022, from PubMed, Web of Science, and the Institute of Electrical and Electronics Engineers. We defined six major types of bias and summarized the existing approaches in bias handling.

**Results:** Out of the 252 retrieved articles, 20 met the inclusion criteria for the final review. Five out of six bias were covered in this review: eight studies analyzed selection bias; six on implicit bias; five on confounding bias; four on measurement bias; two on algorithmic bias. For bias handling approaches, ten studies identified bias during model development, while seventeen presented methods to mitigate the bias.

**Discussion:** Bias may infiltrate the AI application development process at various stages. Although this review discusses methods for addressing bias at different development stages, there is room for implementing additional effective approaches.

**Conclusion:** Despite growing attention to bias in healthcare AI, research using EHR data on this topic is still limited. Detecting and mitigating AI bias with EHR data continues to pose challenges. Further research is needed to raise a standardized method that is generalizable and interpretable to detect, mitigate and evaluate bias in medical AI.

## INTRODUCTION

Artificial Intelligence (AI) has seen highs and lows over the past half century. While there have been a series of key breakthroughs in recent years, particularly with the availability of big data (e.g., electronic health records [EHR]) and the advance of deep learning algorithms, the development, implementation, and use of AI applications in health care still face many challenges (1-3). The main goal of using AI in healthcare is to facilitate and optimize clinical decision making and health care delivery operations. To achieve this, AI algorithms need to provide appropriate decision support for patient populations (4, 5).

Fairness in AI/machine learning (ML) has emerged as a critical issue as it has become increasingly clear that both implicit and explicit biases exist in data and models (6). Biases in multiple clinical domains can be propagated into machine learning models if careful examination and evaluation are not undertaken. For example, AI methods may unlawfully discriminate against certain racial or gender groups (7-9). A few scoping reviews have been conducted to understand bias in medical AI. Huang et al identified and synthesized existing and emerging approaches on evaluation of bias of a machine learning model regarding racial and ethnic groups (10). Celi et al reported the diversity of data source, clinical specialty, and author affiliation of existing AI studies in medicine to delineate population and data-source disparities (11).

Today, the utilization of medical AI systems that leverage EHR data in regular clinical practice represents a significant yet mostly unfulfilled opportunity, as the medical AI field grapples with critical challenges, including model fairness, necessary for a safe and effective implementation. Enhancing the understanding of potential biases in medical AI, along with the development of effective strategies for their detection and mitigation, is imperative to facilitate the broader integration of AI in clinical decision support and medical research (12). Failure to do

this can lead to the improper application of AI techniques, further worsening the already existing healthcare disparities (13). Therefore, there was an urgent need to systematically identify, evaluate and summarize relevant studies over this important topic. In this review, we identify several main types of biases and then review methods for handling each type of bias when applying AI/ML to analyze EHR data.

## **BACKGROUND AND SIGNIFICANCE**

The goal of using AI applications in healthcare is to not only streamline tasks for clinicians but also achieve equity and improved clinical decision support for patients and families (4, 5). It is critical to assess and address the mechanisms leading to biases in AI/ML methods, as the failure to do so may result in misuse of AI/ML methods and exacerbate the existing healthcare disparity (13). Rapid advances in this front deserve a systematic review to not only further raise awareness of the potential biases in medical AI, but to also build a foundation to advance methods for handling biases in healthcare AI applications. Several recent reviews on healthcare AI bias (10, 11, 13) either did not have a clear classification of biases or focused on a few specific types of bias and bias sources. Hence, there was a need to systematically summarize healthcare AI bias types, approaches, and performance in healthcare AI applications using EHR data.

## **MATERIALS AND METHODS**

### **Data sources and searches**

This review was conducted in compliance with the 2021 PRISMA (Preferred Reporting Items for Systematic Reviews and Meta-analyses) guidelines, as illustrated in **Figure 1**. We

conducted systematic searches on three major publication databases (PubMed/MEDLINE, Web of Science, and the Institute of Electrical and Electronics Engineers) to retrieve articles published between January 1, 2010, and December 31, 2022. The search queries to individual databases can be found in **Supplementary eTable 1**.

### **Article screening and eligibility assessment**

The retrieved articles were initially screened by two persons (FC, JJ). We included articles that met all the following criteria: 1) the article was written in English; 2) the article included metadata (authors, title, publication year) and abstract; 3) the article was published within the specific search time window; and 4) the abstract mentioned bias and use of electronic health records data for AI algorithms. Articles were excluded if they were not related to the topic of interest, were review article, perspective, or not observational studies. We further excluded articles if the study did not use EHR data or the methods did not address anything related to bias.

### **Data extraction**

We meticulously examined the full text of the remaining articles to extract pertinent components for our analysis. The data extraction process covered four key categories: biometrics, study purpose, information related to the AI model, and specifics of bias and fairness. Biometrics encompass the title of the study, the first author's name, the publishing source, and the year of publication. We ascertained the purpose of the study or the intended task of the AI applications, with specific diseases targeted by the study also extracted when applicable. Information concerning the AI model comprised the EHR data, sample size, and the algorithms or model leveraged in the study. Lastly, bias/fairness-specific information included the type of bias reported in each study, the strategies employed to mitigate the bias, and model results and metrics specific to bias.

## Main Types of Bias

To systematically categorize articles, we first pinpointed the primary types of bias and then grouped the articles according to these specific bias types. Our understanding of the sources and the bias types was informed by existing guidelines for bias assessment in non-randomized studies and prediction models (14-16). We identified six predominant types of bias in healthcare AI.

***Implicit bias:*** Also known as prejudice bias, implicit bias occurs automatically and unintentionally (17). It typically stems from preexisting bias within the data (such as stereotypes and flawed case assumptions) which may occur in the data collection and data preprocessing steps. Utilizing biased data inevitably leads to biased outcomes. Racial bias, gender bias, and age bias fall under implicit bias.

***Selection bias:*** This type of bias, also known as sampling bias or population bias, occurs when individuals, groups, or data used in analysis are not properly randomized during the data preparation (18, 19). For instance, if an ML model is used to predict the mortality rate of patients with sepsis across the US but is only trained by data from a single hospital in a specific geographical area, it may not generalize well to a broader population, leading to skewed and inaccurate predictions.

***Measurement bias:*** This bias usually arises during the data collection stage of a study, often due to inaccuracies or incompleteness in data entries from clinicians or clinical devices (20). Incorrect or biased labels resulting from coding errors or subjective interpretations by annotators can also impact the performance and validity of the machine learning models.

***Confounding bias:*** Also known as association bias, confounding bias is a systematic distortion between an exposure and health outcome by extraneous factors (19). Confounding bias could be

introduced when collecting data as well as training models. For example, if a study wants to predict the readmission of patients, there could be confounding bias in the data related to socioeconomic status, as people with lower socioeconomic status may have limited access to healthcare resources and follow-up treatments making them more likely to have worse medical conditions. In this scenario, socioeconomic status is related to both the input medical conditions and the model predictions.

***Algorithmic bias:*** This form of bias arises when the intrinsic properties of a model and/or its training algorithm create bias or amplify the bias in the training data. Algorithmic bias may emerge due to various reasons including imbalanced or misrepresentative training data, improper assumptions made by the model, lack of regulation in model processing, and so on (13). For instance, linear regression models performing prediction on clinical data with complex features which fail to meet the Gaussian distribution assumption might cause bias.

***Temporal bias:*** This bias occurs when sociocultural prejudices and beliefs are systematically reflected (21), specifically, when historical or outdated data is used to train models. Such data likely embodies different healthcare practice patterns, outdated treatment protocols, and obsolete data recording process, and may negatively impact the performance on current data. This could happen in every step of AI application development, as it could be introduced by data, models pre-trained by out-of-date data, or improper deployment of a model to a new context.

### **Bias Handling Workflow Construction**

**Figure 2** includes the AI model development workflow, possible types of bias introduced in each step, and the possible handling approaches during each step of the application development. The workflow for healthcare AI model development consists of three steps: data collection and preparation, model training and testing, and model deployment. The possible types of bias that

could be introduced were listed in orange boxes, which is summarized from the paper included in this review and the conclusion from previous related reviews (22, 23). The potential approaches to handle bias could fall into three categories based on different steps during the model development: preprocessing approach, in-processing approach, and postprocessing approach. Categories of bias handling approaches were primarily referenced from a survey for fairness in machine learning (22).

## RESULTS

**Figure 1** outlined the article selection process. We initially identified 317 articles, of which 65 were duplicates, leaving 252 articles. Upon abstract screening, 148 papers were excluded for not meeting our review criteria. These included 28 review papers, 27 authors' perspective papers, 32 non-observational studies (defined as either descriptive study with unquantified results or experimental studies that alter the original settings or distributions in the clinical datasets), 54 off-topic papers, and 7 abstract-only papers. Of the remaining 104 papers, 8 could not be accessed for full-text review. 96 studies underwent full-text review, and 76 were further excluded. The reasons for these exclusions include exclusive reliance on non-structural EHR data (n=11), lack of clear methods or approach to handle bias (n=55), and failure to directly evaluate bias impact (n=9). Notably, one paper was retracted before we finalized this review. Ultimately, we identified 20 papers for final analysis.

### Research Trends Over Time

Although our search criteria covered articles published between 2010 to 2022, all the selected articles were published after 2014. There is a significant surge in research after 2019, emphasizing bias and fairness in the context of using EHR data. Notably, over half of the final



included paper (12 out of 20) were published in 2021 and 2022, indicating a growing interest in addressing bias in recent years. The trend of publications over year is shown in **eFigure 1**.

## Tasks of Research

We categorized the principal research task of each study to understand the healthcare applications potentially influenced by bias, as outlined in **Table 1**. Healthcare AI tasks include diseases' diagnosis or risk prediction (24-30), treatment effect prediction (31-35), mortality or survival prediction (36-39), screening test usage prediction (40), diseases' causal-effect prediction (41), health status classification (42), and EHR missingness imputation(43).

**Table 1. Summary of the topics and datasets of those reviewed articles**

Article	Primary Task	Data Sources	Sample size
Karlsson et al (2014)(33)	Prediction of adverse drug events	Stockholm Electronic Patient Record Corpus, Sweden	N/A
Hubbard et al (2014)(40)	Prediction of the eligibility of screening test utilization for cancer	Group Health, Washington, US	10,000
Hee et al (2017)(38)	Mortality prediction for nine common diseases	MIMIC-III, Massachusetts, US	40,000
Zhu et al (2017)(34)	Prediction of hospital re-admission rate	Over ten South Florida regional hospitals, Florida, US	92,827
Yadav et al (2019)(41)	Causal effect prediction of Type II Diabetes	Mayo Clinic, US	52,139
Huda et al (2019)(42)	Classification of the health condition or ability	Prospective pilgrims in Purworejo, Indonesia	2,425
Allen et al (2020)(37)	Mortality prediction	MIMIC-III, Massachusetts, US	28,460
Khoshnevisan et al (2020)(28)	Early detection of septic shock	Christiana Care Health System; Mayo Clinic, US	61,848; 74,463*
Mi et al (2021)(35)	Identification and pruning of confounding factors for post-surgery pain	The University of Florida Integrated Data Repository, Florida, US	3,196
Ghosh et al (2021)(32)	Development of propensity score matching model for prematurely born infants treatment effect estimation	Infant Health and Development Program, US	747
Cui et al (2021)(36)	Prediction of overall survival and time to treatment discontinuation	Flatiron Health database, US	3,965
Weberpals et al (2021)(31)	Development of propensity score calculation method for treatment effect estimation for cancer	Flatiron Health database, US	128,368
Juhn et al (2022)(25)	Risk prediction of asthma exacerbation	Mayo Clinic, US	555
Momenzadeh et al (2022)(24)	Predictions of diabetic complication progression	Medical College of Wisconsin Clinical Research Data Warehouse, Wisconsin, US	30,854
Wolk et al (2022)(26)	Risk prediction of Influenza complications	Geisinger, Pennsylvania, US	604,389
Brown et al (2022)(27)	Diagnosis of COVID-19	Optum® COVID-19 EHR database, US	133,935
Khurshid et al (2022)(29)	Risk prediction for myocardial infarction/stroke and atrial fibrillation	Mass General Brigham, Massachusetts, US	401,826

Getz et al (2022)(43)	Missingness imputation for Metastatic Urothelial Carcinoma patients' EHR	Flatiron Health database, US	3,858
Ebrahimi et al (2022)(30)	Identification prediction of alcohol use disorder	Odense University Hospital, Denmark	2,571
Shorten et al (2022)(39)	Survival classification for COVID-19	CORD-19, Global	5,371

**Note:** \* Khoshnevisan et al had data from two dataset with different sample size.

## Datasets

The datasets used in these studies were varied. While four studies utilized commercial EHR datasets including Flatiron Health database and Optum<sup>®</sup> (27, 31, 36, 43), the others used single-hospital databases or datasets from healthcare systems encompassing multiple hospitals or clinics. Sixteen studies used data from the United States, one from Sweden, one from Indonesia, one from Denmark, and one dataset included global data. The size of the datasets also varies, with the largest dataset being over 20 times larger than the smallest: Juhn's study enrolled a population of 555 (25), while Khurshid's research was on a dataset over 400,000 patients (29).

## Evaluation Metrics

The final included studies employed a variety of metrics to evaluate bias (see **Table 2**). The definitions of these evaluation metrics were specified in **eTable 2**. All of them emphasized group fairness evaluation. Fourteen studies (70%) applied confusion matrix-based metrics, such as sensitivity, specificity, accuracy, and area under receiver operating characteristic curve (AUROC). While metrics like accuracy, AUROC, and F1-score are widely used for machine learning performance evaluation, they might not directly or adequately measure bias (9). Another six studies (30%) employed calibration-based metrics, primarily examining the independence of predicted outcomes across different groups (29, 31, 32, 35, 41, 43).

**Table 2. Summary of bias handling methods and performance**

Article	Type of bias <sup>a</sup>	Bias Handling Method <sup>b</sup>	Was bias detected and/or mitigated? <sup>c</sup>	Evaluation metrics <sup>d</sup>	How was the model biased?	Detailed method	Outcomes
---------	---------------------------	-----------------------------------	--	---------------------------------	---------------------------	-----------------	----------

Allen et al (2020)	Implicit bias (racial bias)	<i>Preprocessing</i> : reweighting (Reweight based on probability)	D; M	Equal opportunity	Racial bias exists between White and non-White racial groups in the early warning and mortality scoring systems.	Individual training examples were given weights based on mortality status and race within each age strata using a reweighting scheme.	The model reduced racial bias and improved accuracy comparing with existing mortality score predictors.
Karlsson et al (2014)	Implicit bias (class bias)	<i>Preprocessing</i> : resampling	M	F1-score, AUROC, MSE	The data sparsity creates class bias and causes the prediction result to favor the majority class.	In the first resampling approach, $m$ new features are resampled a maximum of $n$ times if no informative feature is found, while in the second resampling approach one feature is resampled until an informative feature is found or until there are no more features.	Both approaches mitigate class bias. The suggested choice of approach to handle sparsity is highly dependent on the evaluation metrics.
Juhn et al (2022)	Implicit bias (social bias)	<i>Preprocessing</i> : relabeling (HOUSE index)	D	Accuracy, Equal opportunity, Equal odds	The socioeconomic status is poorly considered and creates bias in healthcare AI systems.	HOUSE is applied as a new feature, an individual-level SES measure based on 4 real property data variables of an individual housing unit after principal component factor analysis.	Asthmatic children with lower socioeconomic status (SES) had larger balanced error rate than those with higher SES and had a higher proportion of missing information relevant to asthma care.
Wolk et al (2022)	Implicit bias (racial and gender bias); algorithmic bias	<i>Preprocessing</i> : reweighting (inverse propensity score weighting)	D; M	AUROC	Gflu-CxFlag revealed significantly higher sensitivity for White than for Black individuals.	Inverse propensity weighting is used to correct for over-estimation on unvaccinated due to unrelated complications.	The reweighting improved the performance of the model and mitigate bias among different populations.
Ebrahimi et al (2022)	Implicit bias (gender bias)	<i>Postprocessing</i> : explanation (GI)	D	AUROC, Accuracy, AUPRC, Precision, Recall, F1-score	Alcohol use disorder differentiates between male and female by various factors and causes bias in identification of patients.	Top important features were extracted for male and female separately by GI.	Classifiers for female had better performance than those for male and the top important features varied.
Shorten et al (2022)	Implicit bias (class bias)	<i>Preprocessing</i> : resampling	M	Accuracy, Precision, Recall, F1-score	Predictive models for COVID-19 are heavily biased to predict people in majority class will survive.	In the minibatch, they controlled the ratio of the majority and minority classes to make them balanced by setting a random value filter.	By balancing the dataset, predictive models could reach reasonable performance in evaluation of precision, recall and F1-score.
Cui et al (2021)	Selection bias	<i>Preprocessing</i> : reweighting (inverse	M	Sensitivity	The absence of CDK4 & 6 inhibitor in first-line treatment in certain patients lead to selection	Inverse probability weighting estimators is applied to "ON optimal" and "OFF optimal" subsets respectively to	The reweighting before the model helped to demonstrate greater use of

		probability weighting)			bias on overall survival (OS) and time to treatment discontinuation (TTD) prediction, as they certainly survived longer to get second-line treatment.	estimate restricted mean survival time.	CDK4 & 6 inhibitor-based therapies may maximize OS and TTD.
Ghosh et al (2021)	Selection bias; confounding bias	<i>Preprocessing</i> : resampling (propensity score matching)	D; M	MSE, ATE	Traditional PSM is unable to capture the complex relationship between high-dimensional covariates.	The DPN-SA module performs dimensionality reduction of the input through a latent variable space and then provides propensity scores to the Deep Counterfactual Network with Propensity Dropout which calculates the potential outcomes for treatment exposures vs controls.	DPN-SA model yielded average treatment effects close to the true ones with smaller MSE and lower variance.
Momenzadeh et al (2022)	Selection bias	<i>Postprocessing</i> : explanation (SHAP value)	D	AUROC	Predictions of diabetic complication progression affected by bias should be identified and recognized.	SHAP identified a models' top predictors and led to investigate whether differences in patients' levels of interaction with their healthcare system could bias model output.	The models predominately leveraged social history and laboratory values to make predictions and identified top features.
Zhu et al (2017)	Selection bias (imbalanced data)	<i>Preprocessing</i> : resampling (localized sampling)	M	AUROC	The population was highly skewed and biased for model because re-admission patients is a small proportion.	Localized sampling used LDA embedding assesses the locality of instances and allows the sampling process to bias to such instances.	Localized sampling helped to solve the sample imbalance issue for effective hospital re-admission prediction.
Khurshid et al (2022)	Selection bias (missingness); Measurement bias	<i>Preprocessing</i> : transformation (BERT)	M	Calibration error	Missingness and selection bias caused bias in myocardial infarction/stroke risk predictions.	Bio + Discharge Summary BERT is employed to recover missingness value including height, weight, and systolic and diastolic blood pressures from unstructured notes.	The calibration error was lower for BERT compared with other NLP models.
Huda et al (2019)	Selection bias (Imbalanced data)	<i>Preprocessing</i> : resampling (SMOTE + Neural Network)	M	Accuracy	Imbalanced datasets caused bias in istitaah classification system.	SMOTE oversamples minority classes by creating a set of a new instance from minority class by interpolating several minority classes instances around the existing samples.	The combination of SMOTE and Neural Network gained the balanced dataset and was the most accurate in classification.
Hee et al (2017)	Selection bias	<i>Preprocessing</i> : resampling (stratified random sampling)	M	AUROC, Accuracy	Data quality assurance methods are needed to reduce bias when reusing clinical data for mortality prediction.	CDQA & MDQA identify most relevant variables to conduct stratified random sampling.	CDQA and MDQA stratified sampled inputs and improved predictive results in AUC and accuracy.
Getz et al (2022)	Selection bias	<i>Preprocessing</i> : transformation	D; M	Percent bias,	Missingness not at random may cause	Multiple imputation using chain equation, random forest and denoising	Denoising autoencoders did not outperform the

	(missingness)	on (multiple imputation)		Standard error	bias in machine learning model.	autoencoder were used respectively to impute missing values.	traditional multiple imputation methods.
Hubbard et al (2014)	Measurement bias (Classification bias)	Preprocessing: reweighing (direct manipulation; probability assignment)	D; M	Sensitivity, Specificity	Misclassification of screening and diagnostic tests creates bias in the measures of screening-test effectiveness.	The first approach directly used the known sensitivity and specificity to manipulate the correct estimate. The second approach takes the mean of the predicted probabilities for individuals to adjust estimates.	Both bias-corrected approaches had much less bias than the uncorrected model.
Brown et al (2022)	Measurement bias (Verification bias)	Preprocessing: reweighing (weight adjustment)	M	Sensitivity, Specificity, Likelihood ratio	The verification bias exists in diagnosis code in detecting COVID-19 cases using HER.	Weights are calculated as the reciprocal of the estimated probability of verification in each verified study participant using logistic regression.	The adjustment for verification bias did not change interpretation of the estimates of algorithm performance.
Weberpals et al (2021)	Confounding bias	Preprocessing: resampling (propensity score calculation)	D; M	Percent bias	The heterogeneous and non-randomized nature of the data cause confounding bias.	An auto-encoder based model computed propensity score based on the trained embedding.	The model reduced confounding bias with similar performance as LASSO.
Khoshnevisan et al (2020)	Confounding bias (Covariate shift), Measurement bias (Systematic bias)	Preprocessing: relabeling (domain adaptation)	M	AUROC, Accuracy, Sensitivity, Specificity, F1-score	General scoring systems often lack the necessary sensitivity and specificity for identifying high risk septic shock patients due to covariate shift and systematic bias.	The model is a VRNN-based Adversarial Domain Separation construction, which separates one global-shared representation for all domains from local information.	The model outperformed state-of-the-art domain adaptation methods to address both covariate shift and systematic bias.
Mi et al (2021)	Confounding bias, Algorithmic bias (over adjustment bias for models)	In-processing: constraint optimization (DeepTL)	M	Percent bias, MSE	The dependence among the treatment assignment, response, and baseline characteristics can result in complicated confounding bias	DeepTL is a DNN-based semi parametric framework that adjusts confounding structures	DeepTL consistently outperformed other methods to reduce confounding bias, reduce the level of overfitting and improve the accuracy.
Yadav et al (2019)	Confounding bias	Preprocessing: causal methods (POSP+ECRP)	D; M	ATT	Causal rule mining is needed instead of association rule mining for combinatorial pattern exploration problems.	POSP in conjunction with ECRP eliminates patterns for which the causal effect is not estimable, or the estimated causal inference is below the chosen threshold.	The framework effectively enumerated causal patterns and outperformed five existing methods.

**Abbreviations:** HOUSE index: HOUsing-based SocioEconomic Status measure; GI: Gini Index; PSM: Propensity Score Matching; DPN-SA: Deep Propensity Network using a Sparse Autoencoder; SHAP: SHapley Additive exPlanations; BERT: Bidirectional Encoder Representations from Transformer; SMOTE: Synthetic Minority Oversampling Technique; CDQA: Contextual Data Quality Assurance; MDQA: Mutual Data Quality Assurance; DeepTL: Deep Treatment Learning; VRNN: Variational Recurrent Neural Network; DNN: Deep Neural Network; POSP: Potential Outcome Support Pruning; ECRP: Effective Causal Rule Pruning; AUROC: area under the receiver operating characteristic curve; TPR: True Positive Rate; FPR: False Positive rate; PPV: Positive Predictive Value; MSE: Mean Squared Error; ATE: Average Treatment Effect

<sup>a, b</sup>: Detailed methods are listed in the parentheses after the larger type of bias or handling approaches.

<sup>c</sup>: D: bias detection; M: bias mitigation.

<sup>d</sup>: Description for different evaluation metrics was written in eTable 2.

## Bias Handling Characteristics

Based on the types of bias defined in the method section, this review addresses five out of six types of bias. Of the twenty studies analyzed, eight (40%) to selection bias, six (30%) pertained to implicit bias, five (29.4%) to confounding bias, four (23.5%) to measurement bias, and two (11.8%) to algorithmic bias, as outlined in **Table 2**. Except two explain biased results based on feature importance (24, 43), eighteen studies directly evaluated their model's quantitative performance: fifteen (87.5%) reported improved performance after bias mitigation. In contrast, two study observed that performance remained largely unchanged after bias mitigation (27, 30), and another found performance variability based on the evaluation metrics used (33).

Ten (50%) employed methods to detect the presence of bias in their research population, while seventeen (85%) sought to mitigate biases. Six studies (30 %) adopted approaches to both detect and mitigate bias. All types of bias, except for temporal bias, were addressed for mitigation. Bias detection was applied to implicit bias, selection bias and confounding bias, and measurement bias.

**Figure 2** displayed a workflow of the healthcare AI application development. When aligning the included articles with each step, the methods of seventeen studies (85%) fell within the preprocessing step to handle bias. Among these, seven used resampling approaches (31-34, 38, 39, 42); four used reweighing (26, 27, 36, 37, 40); two used relabeling approach (25, 28); two used transformation for missingness recovery (29, 43), and one used causal method to eliminate causal inferences (41). One study (35) developed in-processing approach for bias mitigation: it used deep-neural-network-based model for confounding structures handling while at the same time optimize the constraint function iteratively. Two studies used postprocessing bias detection

methods to explain bias in the data using SHAP (SHapley Additive exPlanations) index and Gini index respectively (24, 30).

## **DISCUSSION**

AI/ML has become a popular approach for utilizing EHRs for clinical research. With the fast development of medical AI applications, there is an urgent need to thoroughly evaluate possible biases produced by AI/ML methods (44). A previous study suggests several steps for accessing and handling bias: (a) understand the source and formation of the bias; (b) detect and mitigate bias; and (c) interpret and explain the prediction results associated with bias. Here, we summarize 6 major types of bias that should be addressed by healthcare AI applications using EHR data. We also offer an insightful summary of bias types and recent studies that investigate biases in AI/ML methods for analyzing EHR data. Our efforts provide guidance for future studies in developing better approaches to detecting, managing, and interpreting bias in healthcare AI applications.

Although bias in AI has attracted much attention, as of today, there are still very limited original research efforts focusing on bias detection and mitigation using EHR data. Only 20 papers were published on this topic in the past 13 years. Nevertheless, there is an increasing trend in this direction in last 3 years.

Much like the pervasive adoption of AI/ML in healthcare applications (45), the associated risk of bias permeates a wide range of clinical applications, such as mortality prediction, disease diagnosis, risk prediction, and so on. It is critical that the fairness of AI/ML methods should be assessed to ensure the elevate confidence in their usage (46, 47).

As bias could be due to complex interactions among internal and/or external factors, a single application might encounter multiple types of bias. Therefore, it is imperative to meticulously consider each developmental stage to construct a robust pipeline capable of identifying and mitigating various biases. Among the twenty papers scrutinized in this study, none managed to successfully devise a comprehensive pipeline for the detection and management of multiple bias types. Future studies should target to address all possible types of bias during the model development for healthcare.

Only one study used two distinct EHR datasets for validation and evaluation (28). This raises concerns that the generalizability and robustness of bias detection and mitigation methods developed on single dataset may vary when transferring to new datasets.

From the workflow in **Figure 2**, data collection and preprocessing step introduces most types of bias. Most papers included in this review used preprocessing approaches to handle bias in the original dataset. This shows that data quality is one of the most important factors for the bias and fairness of the AI application. In practice, discovering proper methods to detect and mitigate the bias caused by the data quality and disparity is hard but vital to eliminate bias before model training.

Five out of six types of bias have been analyzed by at least one study except for temporal bias. While there are limited studies focusing on temporal bias (48, 49) with little solid evaluation methods and mitigation procedures, possible approaches include preprocessing approaches to either sample more recent training data for prediction or transforming the features so as to capture the time related features; in-processing approach to retrain the model or update learning rate so as to better learn the time-dependent data. Understanding and handling temporal bias in healthcare AI using EHR data is a huge potential field.



## **Bias Handling Approaches**

Preprocessing approaches are the most used approach to handle bias in this review.

Resampling and reweighing are two major methods that modify the distribution of the data for training. Both approaches may help solve imbalance in distribution of different classes or groups. However, they are weak to handle correlations among features. In addition, selecting partial data or changing the weight of the feature will lose information in original data. Because of this, resampling and reweighing are limited in mitigating several bias types, including confounding bias, algorithmic bias, and temporal bias. Other approaches covered by this review include transformation to recover missing data, identifying causal methods using self-developed causal rule mining algorithms and relabeling by HOUSE index and domain adaptation. As they independently detect or mitigate bias before the model training, there is a possibility to comprehensively detect bias in the data and integrate several approaches together to handle multiple types of bias in one pipeline.

In-processing approaches are the methods applied during the model training and processing. The algorithms proposed (35) could take more complex features into account, the model also need to update their loss function and constrain optimization to iteratively improve the model fairness while training. Besides constraint optimization, several other in-processing approaches not covered in those reviewed articles include regularization to avoid overfitting (23, 50, 51), and the use of adversarial learning to determine the fairness of the training (52-54). Additionally, previous reviews have mentioned the bandit model as a potential solution to mitigate bias especially when little information about the original data is known (55-57).

In this review, using SHAP index and Gini index to explain the features that may cause bias are the only postprocessing step handling approaches. Explanation approach only detects basic

data and feature distribution when interpreting the result of AI models. However, it has several limitations that confine its ability to detect bias in healthcare AI application. First, it cannot handle correlations/associations between features well. Second, these indexes cannot provide a quantitative connection to bias. A previous survey (22) pointed out several other possible approaches to mitigate bias in machine learning models including applying calibration to correct bias in the predicted probabilities(58-60), choosing proper thresholds to make decisions (61-63) and using transformation on the output to handle unfairness in the result (64-66). Postprocessing methods are needed to better interpret and handle bias in the result, as they are the most flexible way to access the fairness and they are applicable to black-box pipelines when not all data or model processing is editable.

### **Research Challenges and Future Directions**

Addressing bias and advocating for fairness in AI applications is a relatively recent research focus: there is a limited body of research directly dedicated to this crucial subject. Additionally, there is no standard method to handle bias in every clinical and research setting. It is unclear how well current approaches can be generalized to new datasets. Besides, there is no paper investigated temporal bias in healthcare AI using EHR data, which could be an opportunity for future studies, as pre-trained large language models are becoming more popular in analyzing EHR data. Lastly, bias evaluation metrics varied across studies. A clear guideline of using appropriate evaluation metric is needed for healthcare AI applications. Current studies on bias in healthcare AI focuses on group fairness. Nevertheless, considering personalized healthcare, future research efforts may explore more on fairness for individuals. We believe that future efforts could generate more impact in following directions:

1. ***Data quality examination:*** The data quality issue in every study involved in AI applications should be addressed, as most bias is directly caused by the input clinical data. While the raw data collection was usually not in the scope of the healthcare AI development, preprocessing the data that feeds into the model needs to be carefully designed to improve the quality of selected data. For example, data cleaning to correct data inconsistency and missingness imputation are possible approaches to handle error data that directly leads to bias.

2. ***Bias detection and mitigation pipeline:*** Future research could study how to build a generalizable pipeline that detect potential bias at each step of a healthcare AI application, including data collection, data processing, model training, result interpretation, and potential mitigation method suggestions.

3. ***Explainable bias for AI applications:*** It would be very useful to provide why and how bias arises in each step of a healthcare AI application to help users better utilize prediction results with more awareness of risks. Healthcare AI applications should address the possible bias from populations, features, or model deployment. Possible approaches include analysis of data statistics, feature importance, model transparency, and ethical fairness.

4. ***Validation of AI model:*** Besides developing and testing models using targeted data, it is vital to validate model performance on broader datasets. AI models may have bias and limitations due to specific datasets that are used. It is a prospective field to develop both sharable datasets and generalizable applications to fit in wider range of the community.

## **Limitations**

First, our database searches may not retrieve all relevant publications. Some relevant papers may not be included because of keywords missingness. However, we iteratively improved the search queries for three major publication datasets to minimize the likelihood of missing relevant

articles. Second, the number of included papers is relatively limited, which can be attributed to the relative growing state of the research scope specified by this review. This restricted the quantitative trend analysis of the included papers. However, we have a detailed analysis on the methods used in each paper and generalize the usage and limitation of each approach, which will be helpful for conducting further research for different needs. Lastly, the summarizations are based on the knowledge and understanding of the authors about the focusing research avenue.

## **CONCLUSION**

Bias and fairness in healthcare AI using EHR have been an increasingly popular field in clinical research. As the application of medical AI for various prediction/classification tasks becomes more common in clinical research, it is essential to address potential bias in these applications. Methods to handle bias must be developed and refined to prevent harmful outcomes for patients due to health care disparities and inequities. Further investigations are crucial to establish a standardized, generalizable, and interpretable method for detecting, mitigating, and evaluating bias in medical AI. Greater efforts in this domain are required to ensure less biased healthcare AI applications and to fully maximize the usage of AI with EHR data.

## **CONFLICTS OF INTEREST**

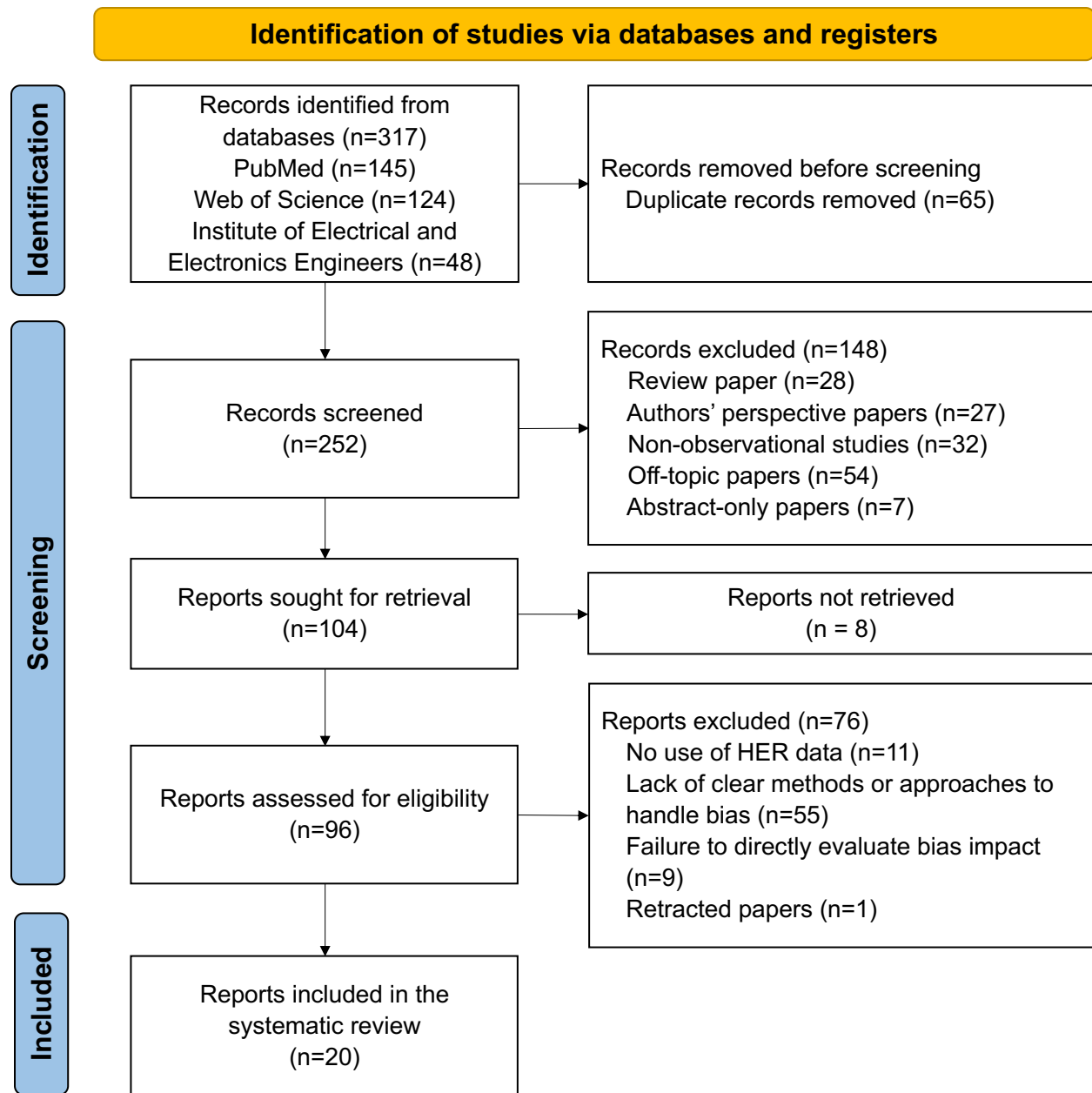
None declared.

## **FUNDING**

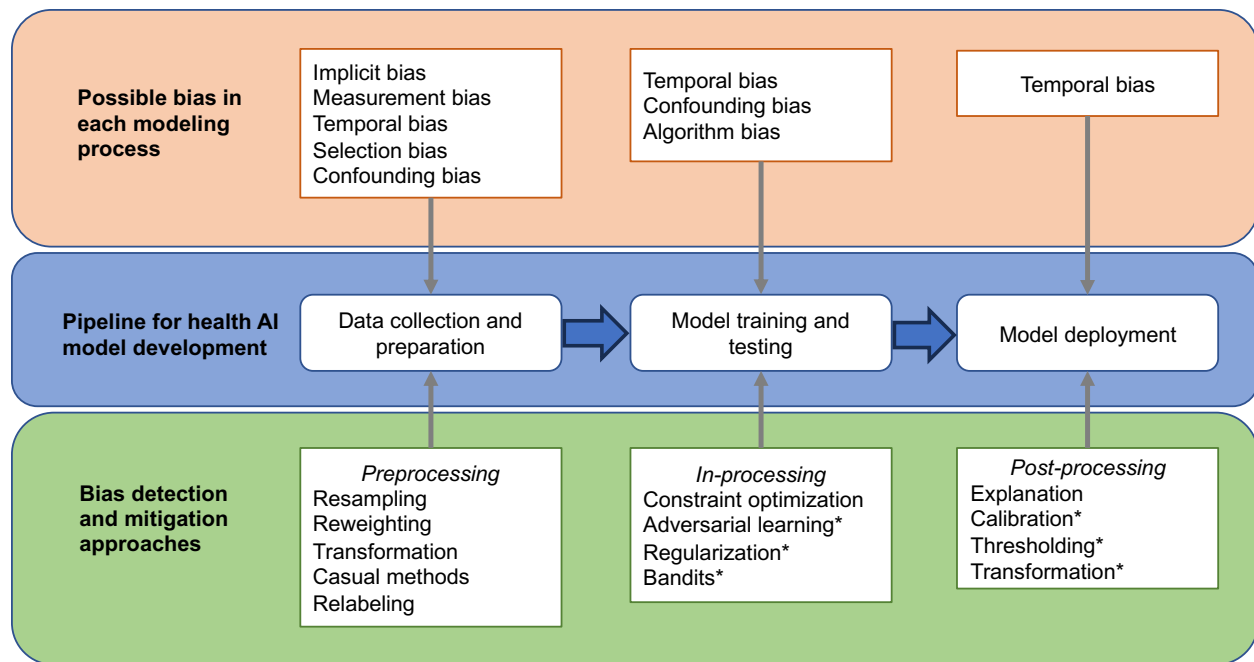
This study is self-funded.

## **CONTRIBUTORS**

The following authors contributed to the following tasks: Idea conception: LZ; development of database queries: JJ, LW, FC; article collection: FC, JJ; article annotation: FC, JJ, LW; development of analysis methods: FC, LW, LZ; data analysis: FC, JJ; manuscript writing: FC, JJ, LW, LZ; manuscript revision: FC, LW, LZ.



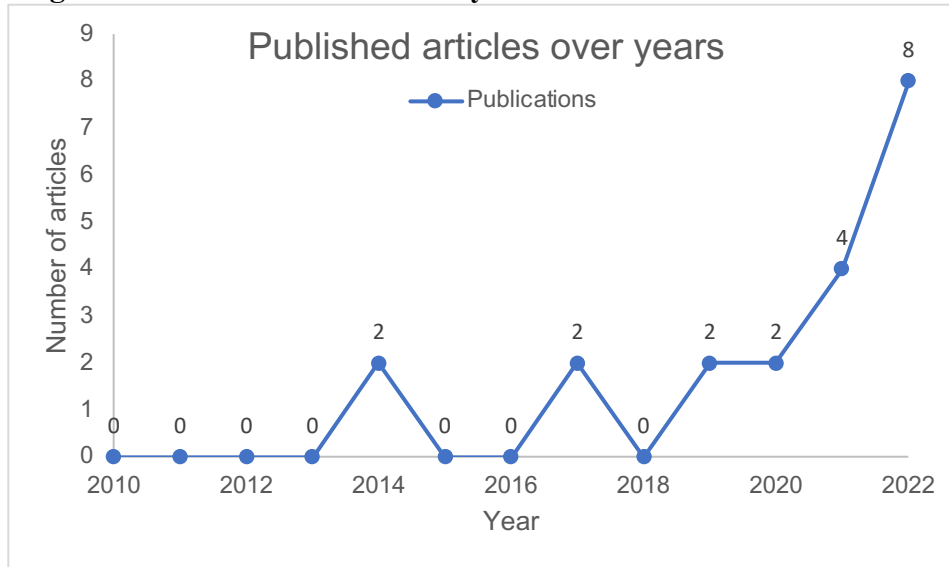
**Figure 1. PRISMA 2020 flow diagram**



**Figure 2. Bias handling workflow in artificial intelligence (AI) model development.** The pipeline for the healthcare AI applications is shown in the blue box. Possible types of bias that could be introduced in each step are shown in the orange box, while possible handling approaches during each step of the model development are shown in green. Preprocessing handling methods refer to analyzing and adjusting the existing data set to preempt biases resulting from inadequate data during data collection and preparation. In-processing handling methods aim to handle bias during the model training and testing to avoid bias during training and eliminate bias from input data. Postprocessing handling methods account for handling model biases by interpreting or adjusting model outputs and correctly making use of the result. Approaches marked with \* were approaches that were not covered by papers in this review.

## SUPPLEMENTARIES

**eFigure 1. Published articles over years**



**eTable 1. Queries for database retrieving**

Database	Queries	No. of retrieved reports
PubMed	((("algorithms"[MeSH Terms] OR "artificial intelligence"[tiab] OR "machine Learning"[tiab] OR "deep learning"[tiab] OR "neural network"[tiab] OR "natural language processing"[tiab] ) AND (bias[MeSH Terms] OR bias[tiab] OR fairness[tiab] OR disparity[tiab] OR equity[tiab]) AND ("Electronic Health Records"[MeSH Terms] or "electronic Health Records"[tiab] or "electronic medical records" or "EHR"[tiab]) AND ("2010/01/01"[PDat] : "2022/12/31"[PDat]) AND ("English"[LA])) NOT (Review[Publication Type]) NOT (Systematic Review[Publication Type]) NOT (Meta-Analysis[Publication Type]))	143
Web of Science	TI = (("algorithms" OR "artificial intelligence" OR "machine Learning" OR "deep learning" OR "neural network" OR "natural language processing") AND ("bias" OR "fairness" OR "disparity" OR "equity") AND ("Electronic Health Records" or "electronic Health Records" or "electronic medical records" or "EHR")) or AB = (("algorithms" OR "artificial intelligence" OR "machine Learning" OR "deep learning" OR "neural network" OR "natural language processing") AND ("bias" OR "fairness" OR "disparity" OR "equity") AND ("Electronic Health Records" or "electronic Health Records" or "electronic medical records" or "EHR"))	120
IEEE	(algorithms OR artificial intelligence OR machine Learning OR deep learning OR neural network OR natural language processing) AND (bias OR fairness OR disparity OR equity) AND (Electronic Health Records OR electronic Health Records OR electronic medical records OR EHR)	47

**eTable 2. Evaluation metrics for bias**

Term	Description
AUROC	It accesses the overall performance by measuring the area under the probability curve that plots the TPR against FPR at various threshold
Accuracy	It measures the correct proportion of predicted results



F1-score	It measures both the PPV and TPR
Equal opportunity	It represents the equal TPR across groups
Sensitivity	It is also called TPR, which measures is the probability that the test assigns a diseased individual as positive
Equal odds	It considers both TPR and FPR across groups, which is the percentage of actual negatives that are predicted as positive.
Specificity	It is the FNR of the model.
Calibration error	It represents the difference of the predicted score from actual score
Likelihood ratios	It is the likelihood that the same result would be expected from different groups
MSE	It is the average squared difference between the estimated values and the actual value which quantifies the overall accuracy of predicted values compared to observed values.
ATE	It is used in causal inference to quantify the difference in outcomes between a treatment group and a control group
Percent bias	It measures the average tendency of the predicted values to be larger or smaller than actual ones

**Abbreviations:** AUROC: area under the receiver operating characteristic curve; TPR: True Positive Rate; FPR: False Positive rate; PPV: Positive Predictive Value; MSE: Mean Squared Error; ATE Average Treatment Effect

## REFERENCES

1. Abul-Husn NS, Kenny EE. Personalized medicine and the power of electronic health records. *Cell*. 2019;177(1):58-69.
2. Cesare N, Were LP. A multi-step approach to managing missing data in time and patient variant electronic health records. *BMC Research Notes*. 2022;15(1):64.
3. Rajpurkar P, Chen E, Banerjee O, Topol EJ. AI in health and medicine. *Nat Med*. 2022;28(1):31-8.
4. Bailey ZD, Feldman JM, Bassett MT. How structural racism works—racist policies as a root cause of US racial health inequities. *Mass Medical Soc*; 2021. p. 768-73.
5. Rodriguez JA, Clark CR, Bates DW. Digital health equity as a necessity in the 21st century cures act era. *Jama*. 2020;323(23):2381-2.
6. Wang JX, Somani S, Chen JH, et al. Health Equity in Artificial Intelligence and Primary Care Research: Protocol for a Scoping Review. *JMIR Res Protoc*. 2021;10(9):e27799.
7. Obermeyer Z, Powers B, Vogeli C, Mullainathan S. Dissecting racial bias in an algorithm used to manage the health of populations. *Science*. 2019;366(6464):447-53.
8. Larrazabal AJ, Nieto N, Peterson V, et al. Gender imbalance in medical imaging datasets produces biased classifiers for computer-aided diagnosis. *Proc Natl Acad Sci U S A*. 2020;117(23):12592-4.
9. Fletcher RR, Nakeshimana A, Olubeko O. Addressing Fairness, Bias, and Appropriate Use of Artificial Intelligence and Machine Learning in Global Health. *Front Artif Intell*. 2020;3:561802.
10. Huang J, Galal G, Etemadi M, Vaidyanathan M. Evaluation and mitigation of racial bias in clinical machine learning models: scoping review. *JMIR Medical Informatics*. 2022;10(5):e36388.
11. Celi LA, Cellini J, Charpignon M-L, et al. Sources of bias in artificial intelligence that perpetuate healthcare disparities—A global review. *PLOS Digital Health*. 2022;1(3):e0000022.
12. Vokinger KN, Feuerriegel S, Kesselheim AS. Mitigating bias in machine learning for medicine. *Communications medicine*. 2021;1(1):25.
13. Norori N, Hu Q, Aellen FM, et al. Addressing bias in big data and AI for health care: A call for open science. *Patterns*. 2021;2(10).
14. Bero L, Chartres N, Diong J, et al. The risk of bias in observational studies of exposures (ROBINS-E) tool: concerns arising from application to observational studies of exposures. *Systematic reviews*. 2018;7(1):1-11.
15. Wolff RF, Moons KG, Riley RD, et al. PROBAST: a tool to assess the risk of bias and applicability of prediction model studies. *Annals of internal medicine*. 2019;170(1):51-8.
16. Sterne JA, Hernán MA, Reeves BC, et al. ROBINS-I: a tool for assessing risk of bias in non-randomised studies of interventions. *BMJ*. 2016;355:i4919.
17. FitzGerald C, Hurst S. Implicit bias in healthcare professionals: a systematic review. *BMC medical ethics*. 2017;18(1):1-18.
18. Johnson LC, Beaton R, Murphy S, Pike K. Sampling bias and other methodological threats to the validity of health survey research. *International Journal of Stress Management*. 2000;7(4):247-67.
19. Haneuse S. Distinguishing selection bias and confounding bias in comparative effectiveness research. *Medical care*. 2016;54(4):e23.

20. Oort FJ, Visser MR, Sprangers MA. Formal definitions of measurement bias and explanation bias clarify measurement and conceptual perspectives on response shift. *Journal of clinical epidemiology*. 2009;62(11):1126-37.
21. Belenguer L. AI bias: exploring discriminatory algorithmic decision-making models and the application of possible machine-centric solutions adapted from the pharmaceutical industry. *AI and Ethics*. 2022;2(4):771-87.
22. Caton S, Haas C. Fairness in Machine Learning: A Survey. *ACM Comput Surv*. 2023.
23. Aghaei S, Azizi MJ, Vayanos P. Learning optimal and fair decision trees for non-discriminative decision-making. *Proceedings of the Thirty-Third AAAI Conference on Artificial Intelligence and Thirty-First Innovative Applications of Artificial Intelligence Conference and Ninth AAAI Symposium on Educational Advances in Artificial Intelligence*; Honolulu, Hawaii, USA: AAAI Press; 2019. p. Article 175.
24. Momenzadeh A, Shamsa A, Meyer JG. Bias or biology? Importance of model interpretation in machine learning studies from electronic health records. *JAMIA open*. 2022;5(3):ooac063.
25. Juhn YJ, Ryu E, Wi C-I, et al. Assessing socioeconomic bias in machine learning algorithms in health care: a case study of the HOUSES index. *Journal of the American Medical Informatics Association*. 2022;29(7):1142-51.
26. Wolk DM, Lanyado A, Tice AM, et al. Prediction of Influenza Complications: Development and Validation of a Machine Learning Prediction Model to Improve and Expand the Identification of Vaccine-Hesitant Patients at Risk of Severe Influenza Complications. *Journal of Clinical Medicine*. 2022;11(15):4342.
27. Brown CA, et al. Development and validation of algorithms to identify COVID-19 patients using a US electronic health records database: a retrospective cohort study. *Clinical Epidemiology*. 2022.
28. Khoshnevisan F, Min Chi. An adversarial domain separation framework for septic shock early prediction across ehr systems. *2020 IEEE International Conference on Big Data (Big Data)*. 2020.
29. Khurshid S, Reeder C, Harrington LX, et al. Cohort design and natural language processing to reduce bias in electronic health records research. *NPJ Digital Medicine*. 2021;5.
30. Ebrahimi A, Wiil UK, Naemi A, et al. Identification of clinical factors related to prediction of alcohol use disorder from electronic health records using feature selection methods. *BMC Medical Informatics and Decision Making*. 2022;22(1):304.
31. Weberpals J, Becker T, Davies J, et al. Deep learning-based propensity scores for confounding control in comparative effectiveness research: A large-scale, real-world data study. *Epidemiology*. 2021;32(3):378-88.
32. Ghosh S, Bian J, Guo Y, Prospero M. Deep propensity network using a sparse autoencoder for estimation of treatment effects. *Journal of the American Medical Informatics Association*. 2021;28(6):1197-206.
33. Karlsson I, Boström H, editors. Handling sparsity with random forests when predicting adverse drug events from electronic health records. *2014 IEEE International Conference on Healthcare Informatics*; 2014: IEEE.
34. Zhu X, Jose Hurtado, Haicheng Tao. Localized sampling for hospital re-admission prediction with imbalanced sample distributions. *International Joint Conference on Neural Networks (IJCNN)*. 2017:4571-8.

35. Mi X, Tighe PJ, Zou F, Zou B. A Deep Learning Semiparametric Regression for Adjusting Complex Confounding Structures. *bioRxiv*. 2020.
36. Cui ZL, Kadziola Z, Lipkovich I, et al. Predicting optimal treatment regimens for patients with HR+/HER2-breast cancer using machine learning based on electronic health records. *Journal of Comparative Effectiveness Research*. 2021;10(9):777-95.
37. Allen A, Mataraso S, Siefkas A, et al. A racially unbiased, machine learning approach to prediction of mortality: algorithm development study. *JMIR public health and surveillance*. 2020;6(4):e22400.
38. Hee K. Is data quality enough for a clinical decision?: apply machine learning and avoid bias. 2017 IEEE International Conference on Big Data (Big Data). 2017.
39. Shorten C, Cardenas E, Khoshgoftaar TM, et al., editors. Exploring Language-Interfaced Fine-Tuning for COVID-19 Patient Survival Classification. 2022 IEEE 34th International Conference on Tools with Artificial Intelligence (ICTAI); 2022: IEEE.
40. Hubbard R, Chubak J, Rutter C. Estimating screening test utilization using electronic health records data. *EGEMS (Wash DC)*. 2014;2(1):14.
41. Yadav P, Steinbach M, Castro MR, et al., editors. Frequent causal pattern mining: a computationally efficient framework for estimating bias-corrected effects. 2019 IEEE International Conference on Big Data (Big Data); 2019: IEEE.
42. Huda NM. Design of istitaah classification system based on machine learning using imbalanced dataset. 7th International Conference on Cyber and IT Service Management (CITSM). 2019.
43. Getz K, Hubbard RA, Linn KA. Performance of Multiple Imputation Using Modern Machine Learning Methods in Electronic Health Records Data. *Epidemiology*. 2022;34(2):206-15.
44. Shachar C, Gerke S. Prevention of bias and discrimination in clinical practice algorithms. *JAMA*. 2023;329(4):283-4.
45. Tripepi G, Jager KJ, Dekker FW, et al. Bias in clinical research. *Kidney international*. 2008;73 2:148-53.
46. Ntoutsis EF, Pavlos; Gadiraju, Ujwal Bias in data-driven artificial intelligence systems—An introductory survey. *Wiley Interdisciplinary Reviews: Data Mining and Knowledge Discovery*. 2020;10(6).
47. Gianfrancesco MA, Tamang S, Yazdany J, Schmajuk G. Potential Biases in Machine Learning Algorithms Using Electronic Health Record Data. *JAMA Intern Med*. 2018;178(11):1544-7.
48. Vela D, Sharp A, Zhang R, et al. Temporal quality degradation in AI models. *Scientific Reports*. 2022;12(1):11654.
49. Yuan W, Beaulieu-Jones BK, Yu K-H, et al. Temporal bias in case-control design: preventing reliable predictions of the future. *Nature Communications*. 2021;12(1):1107.
50. Berk R, Heidari H, Jabbari S, et al. A convex framework for fair regression. *arXiv preprint arXiv:170602409*. 2017.
51. Feldman M, Friedler SA, Moeller J, et al. Certifying and Removing Disparate Impact. *Proceedings of the 21th ACM SIGKDD International Conference on Knowledge Discovery and Data Mining*. 2014.
52. Beutel A, Chen J, Zhao Z, Chi EH. Data Decisions and Theoretical Implications when Adversarially Learning Fair Representations. *ArXiv*. 2017;abs/1707.00075.

53. Celis LE, Keswani V. Improved Adversarial Learning for Fair Classification. ArXiv. 2019;abs/1901.10443.
54. Edwards H, Storkey AJ. Censoring Representations with an Adversary. CoRR. 2015;abs/1511.05897.
55. Ensign DL, Neville S, editors. Decision making with limited feedback : Error bounds for recidivism prediction and predictive policing 2017.
56. Joseph M, Kearns M, Morgenstern J, Roth A, editors. Fairness in Learning: Classic and Contextual Bandits. NIPS; 2016.
57. Joseph M, Kearns M, Morgenstern J, et al. Meritocratic Fairness for Infinite and Contextual Bandits. Proceedings of the 2018 AAAI/ACM Conference on AI, Ethics, and Society. 2018.
58. Hébert-Johnson U, Kim M, Reingold O, Rothblum G, editors. Multicalibration: Calibration for the (computationally-identifiable) masses. International Conference on Machine Learning; 2018: PMLR.
59. Liu LT, Simchowitz M, Hardt M, editors. The implicit fairness criterion of unconstrained learning. International Conference on Machine Learning; 2019: PMLR.
60. Liu Y, Radanovic G, Dimitrakakis C, et al. Calibrated fairness in bandits. arXiv preprint arXiv:1707.01875. 2017.
61. Hardt M, Price E, Srebro N. Equality of opportunity in supervised learning. Proceedings of the 30th International Conference on Neural Information Processing Systems; Barcelona, Spain: Curran Associates Inc.; 2016. p. 3323–31.
62. Iosifidis V, Fetahu B, Ntoutsi E. FAE: A Fairness-Aware Ensemble Framework. 2019 IEEE International Conference on Big Data (Big Data). 2019:1375-80.
63. Valera I, Singla AK, Rodriguez MG. Enhancing the Accuracy and Fairness of Human Decision Making. ArXiv. 2018;abs/1805.10318.
64. Chiappa S, editor Path-Specific Counterfactual Fairness. AAAI Conference on Artificial Intelligence; 2018.
65. Kilbertus N, Rojas-Carulla M, Parascandolo G, et al. Avoiding Discrimination through Causal Reasoning. ArXiv. 2017;abs/1706.02744.
66. Nabi R, Shpitser I. Fair Inference on Outcomes. Proceedings of the AAAI Conference on Artificial Intelligence AAAI Conference on Artificial Intelligence. 2017;2018:1931-40.