

MILL: Mutual Verification with Large Language Models for Zero-Shot Query Expansion

Pengyue Jia¹, Yiding Liu², Xiangyu Zhao¹, Xiaopeng Li¹, Changying Hao²
Shuaiqiang Wang², Dawei Yin²

¹City University of Hong Kong, ²Baidu Inc.

{jia.pengyue,xiaopli2-c}@my.cityu.edu.hk,{liuyiding.tanh,cyhaocn,shqiang.wang}@gmail.com
xianzhao@cityu.edu.hk,yindawei@acm.org

ABSTRACT

Query expansion is a commonly-used technique in many search systems to better represent users' information need with additional query terms. Existing studies for this task usually propose to expand a query with retrieved or generated contextual documents. However, both types of methods have clear limitations. For retrieval-based methods, the documents retrieved with the original query might not be accurate to reveal the search intent, especially when the query is brief or ambiguous. For generation-based methods, existing models can hardly be trained or aligned on a particular corpus, due to the lack of corpus-specific labeled data. In this paper, we propose a novel Large Language Model (LLM) based mutual verification framework for query expansion, which alleviates the aforementioned limitations. Specifically, we first design a query-query-document generation pipeline, which can effectively leverage the contextual knowledge encoded in LLMs to generate sub-queries and corresponding documents from multiple perspectives. Next, we employ a mutual verification method for both generated and retrieved contextual documents, where 1) retrieved documents are filtered with the external contextual knowledge in generated documents, and 2) generated documents are filtered with the corpus-specific knowledge in retrieved documents. Overall, the proposed method allow retrieved and generated documents to complement each other to finalize a better query expansion. We conduct extensive experiments on three information retrieval datasets, i.e., TREC-DL-2020, TREC-COVID, and MSMARCO. The results demonstrate that our method outperforms other baselines significantly.

CCS CONCEPTS

• Information systems → Information retrieval.

KEYWORDS

Query expansion, Large language models, Information retrieval

ACM Reference Format:

Pengyue Jia¹, Yiding Liu², Xiangyu Zhao¹, Xiaopeng Li¹, Changying Hao² and Shuaiqiang Wang², Dawei Yin². 2018. MILL: Mutual Verification with

Permission to make digital or hard copies of all or part of this work for personal or classroom use is granted without fee provided that copies are not made or distributed for profit or commercial advantage and that copies bear this notice and the full citation on the first page. Copyrights for components of this work owned by others than ACM must be honored. Abstracting with credit is permitted. To copy otherwise, or republish, to post on servers or to redistribute to lists, requires prior specific permission and/or a fee. Request permissions from [permissions@acm.org](https://permissions.acm.org).
Conference acronym 'XX, June 03–05, 2018, Woodstock, NY

© 2018 Association for Computing Machinery.
ACM ISBN 978-1-4503-XXXX-X/18/06...\$15.00
<https://doi.org/XXXXXXXX.XXXXXXX>

Large Language Models for Zero-Shot Query Expansion. In *Proceedings of Make sure to enter the correct conference title from your rights confirmation emai (Conference acronym 'XX)*. ACM, New York, NY, USA, 14 pages. <https://doi.org/XXXXXXXX.XXXXXXX>

1 INTRODUCTION

Query expansion is a commonly employed technique to better represent users' information needs in many search systems. For example, search engines usually leverage query expansion to clarify ambiguous queries, or mitigate vocabulary mismatch between query and document. The core of this task is to construct effective contextual documents (i.e., additional query terms), based on which, most existing studies can be broadly categorized as retrieval-based and generation-based methods. In particular, retrieval-based methods [21, 22, 44] usually assume that the top-retrieved documents (i.e., pseudo-relevance feedback) are reasonable expansion of a given query, while generation-based methods [17, 24, 40] usually leverage powerful generative models (e.g., Large Language Models) as external knowledge base to generate contextual documents as query expansion.

However, both two types of methods have clear limitations. For retrieval-based methods, it has been observed in practice that the documents retrieved with the original query do not align well with the information need, particularly when the original query itself is exceptionally brief and ambiguous [5, 17]. For generation-based methods, directly using LLMs in a few-shot or zero-shot manner can hardly align the model with a specific corpus, where the LLMs could easily generate useless out-of-domain information.

To this end, we propose a novel Large Language Models (LLMs) based mutual verification framework for query expansion. First, to improve the contextual document generation, we design a query-query-document prompt that allows an LLM to decompose a query into multiple sub-queries during contextual document generation. This is beneficial for the LLM to generate diverse contextual information that covers the underlying search intent. Next, we leverage the mutual verification framework, which exploits the retrieved and generated contextual documents to complement each other and alleviate their limitations. Specifically, we propose to filter out the uninformative generated documents via comparing their relevance with the top-retrieved documents. By doing this, the filtered generated documents are intuitively more aligned with the target corpus. Conversely, we also filter out the noisy retrieved documents via comparing their relevance with the generated documents. The external contextual knowledge embedded in the generated documents can facilitate the retrieved documents to more accurately reveal search intent. To evaluate the proposed method, experiments are

conducted on three datasets: TREC-DL-2020, TREC-COVID, and MSMARCO. The results demonstrate that our proposed method significantly outperforms the state-of-the-art baselines. In summary, the contributions of this paper are primarily as follows:

- We propose MILL, a novel framework that combines generated and retrieved context for query expansion. MILL is able to mitigate the limitations of both generated and retrieved context, and thus can provide more high-quality context for query expansion.
- To enhance the quality of context generation, we design a query-query-document prompt method. This approach enables LLMs to address the query expansion problem in a more profound and reasoning manner.
- Our proposed method can perform high-quality query expansion in a zero-shot setting. We conduct experiments on three public search datasets. The results demonstrate that our proposed query expansion method can outperform the baselines on the downstream retrieval tasks.

2 PROBLEM DEFINITION

Given a user query q , the goal of query expansion is to learn a function f to expand original queries with contextual information: $q' = f(q, g)$, where g denotes the query expansion method. The expanded query q' should be able to achieve better retrieval performance compared to the original query q . More formally, the objective for query expansion can be formalized as

$$\operatorname{argmax}_g \mathcal{M}(q', R), \text{ where } q' = f(q, g). \quad (1)$$

Here, \mathcal{M} denotes the evaluation metric (e.g., recall, ndcg) of the retrieval performance and R denotes the retrieval model deployed in the search system.

3 METHODOLOGY

In this section, we introduce our proposed query expansion method in detail. Specifically, we give an overview of MILL in Section 3.1, elaborate the query-query-document generation in Section 3.2, and introduce the mutual verification framework in Section 3.3.

3.1 Overview

The overall workflow of MILL is depicted in Figure 1, which contains three steps: 1) contextual document construction, 2) mutual verification, and 3) query expansion.

In the **contextual document construction** stage, as shown in Figure 1(a), we leverage an LLM and a retriever to generate and retrieve contextual documents, respectively. To generate high-quality contextual documents with LLMs, we propose a query-query-document prompt, which instructs the model to generate sub-queries and contextual documents in a step-by-step manner. This method can better leverage the reasoning ability of LLMs that decomposes the query expansion tasks into multiple sub-tasks, where the generated documents could be more specific and informative.

In the **mutual verification** stage, as shown in Figure 1(b), we develop two filter modules, namely pseudo-relevance document filter (PDF) and the LLM-generated document filter (RDF), which exploit both generated and retrieved documents to alleviate the

limitations for each other. In particular, the mutual verification leverage the strengths of generated documents in understanding the original query’s intent, and the domain-specific information of PRF documents, allowing for a reciprocal selection between the generated documents and PRF documents. As a result, this preserves PRF documents that align with the original query’s search intent, and those generated documents that align with the domain of the target corpus.

In the **query expansion** stage, we concatenate the original query with both generated and retrieved (i.e., PRF) documents after mutual verification, as shown in Figure 1(c). The concatenated text is used as expanded query for downstream retrieval task.

3.2 Query-Query-Document Generation

Recently, a handful of studies [17, 40] have explored using large language models to expand original queries by generating documents or terms related to the original query and gain success. In our work, we adopt a different zero-shot prompt to generate more diverse and reliable documents, via decomposing the original query into a few sub-queries. This method can better exploit the reasoning ability of LLMs to expand the original query in a step-by-step manner from multiple perspectives.

Specifically, we describe the details of the query-query-document prompt framework as follows. As shown in Figure 2, the prompt is designed in a zero-shot manner but can be easily modified to adapt to a few-shot manner. By utilizing the instruction "What sub-queries should be searched to answer the following query: {query}", we activate the reasoning capabilities of the LLMs, prompting them to generate the sub-queries that need to be explored. Subsequently, we guide the language model to produce documents through "I will generate the sub-queries and write passages to answer these generated queries." By doing this, the LLM can generate completions in the form of example documents in Figure 2. It is worth noting that one generated document contains a few sub-queries and corresponding passages answering these sub-queries.

3.3 Mutual Verification

We next detail the process of mutual verification, which is the core component of our method. Figure 3 shows the overall processes of mutual verification, which consists of two parts: pseudo-relevance document filter and LLM-generated document filter.

3.3.1 Pseudo-relevance Document Filter. Pseudo-relevance documents provide direct and initial relevant information for the original query. However, due to the often ambiguous nature of the original query, these pseudo-relevance documents may not perfectly align with it. On the other hand, LLMs possess a powerful ability to comprehend semantics and a wealth of world knowledge. They can generate pseudo documents directly [40]. Therefore, we aim to utilize the text generated by LLMs to guide the selection of pseudo-relevance documents in the pseudo-relevance document filter, eliminating parts that have weaker relevance to the original search intents.

The inputs of Pseudo-relevance Document Filter are the multiple documents \mathcal{A} generated by the query-query-document generation process, as well as the top K pseudo-relevance documents \mathcal{D}^{PRF}

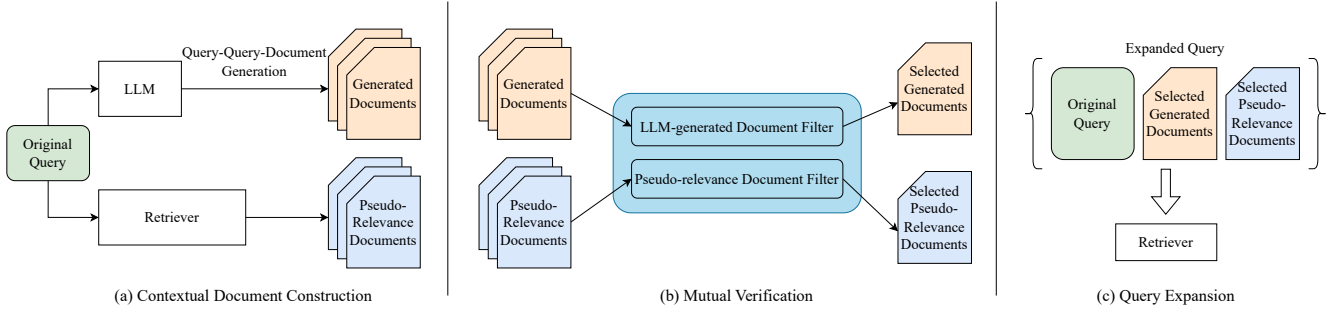


Figure 1: Overview of MILL.

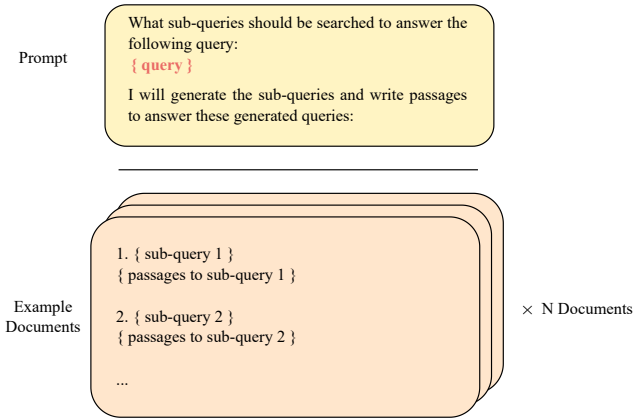


Figure 2: Query-query-document prompt framework. The prompt guides the LLM to answer the original query from multiple perspectives by inferring the sub-queries and generating corresponding passages.

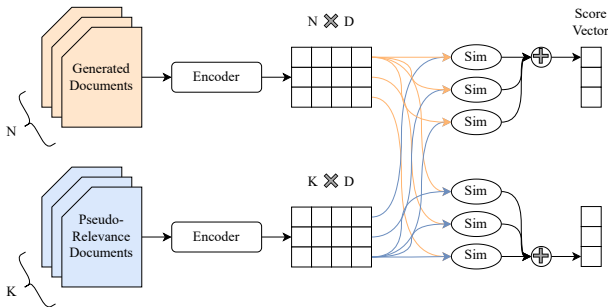


Figure 3: Overall of mutual verification.

retrieved based on the original query q through a retriever R_r :

$$\mathcal{A} = \{A_n\}, n \in (0, N] \quad (2)$$

$$\mathcal{D}^{PRF} = \{D_k\} = R_r(q), k \in (0, K] \quad (3)$$

where N and K are hyperparameters to control the number of generated and retrieved pseudo-relevance documents. Note that each

document comprises a series of sub-queries and their corresponding passages.

Next, we aim to quantify the similarity between various generated documents and different pseudo-relevance documents. Compared to term-matching algorithms, deep learning-based methods, which convert text into vectors before calculating text similarity, possess superior capabilities in semantic understanding, synonym handling, and generalization. Therefore, we utilize an embedding-based textual encoder to transform texts into vectors.

$$X_n^{LLM} = Encoder(A_n) \quad (4)$$

$$X_k^{PRF} = Encoder(D_k) \quad (5)$$

where X_n^{LLM} denotes the vector for n -th generated document and X_k^{PRF} denotes the vector for k -th pseudo-relevance documents.

To calculate the similarities between generated documents and pseudo-relevance documents, we use the cosine function as follows:

$$sim(e_1, e_2) = \frac{e_1 \cdot e_2}{\|e_1\| \times \|e_2\|} \quad (6)$$

$$score_k^{PRF} = \sum_{i=1}^N sim(X_k^{PRF}, X_n^{LLM}) \quad (7)$$

where $score_k^{PRF}$ is the ranking score for the k -th pseudo-relevance document. X_k^{PRF} is the k -th pseudo-relevance document vector and X_n^{LLM} is the vector for n -th generated document. N denotes the number of generated documents.

In order to effectively filter pseudo-relevance documents that align with the search intents of the original query, we select the top K' documents with the highest ranking scores for subsequent query expansion:

$$\mathcal{D}_s^{PRF} = \{D_k^{PRF}\}, k \in \{k | score_k^{PRF} \in TopK'(score^{PRF})\} \quad (8)$$

where \mathcal{D}_s^{PRF} denotes the selected pseudo-relevance documents, D_k^{PRF} denotes the k -th pseudo-relevance document, $score_k^{PRF}$ is the ranking score for k -th pseudo-relevance document and $TopK'$ is the function to select the top K' pseudo-relevance documents based on the ranking scores.

3.3.2 LLM-generated Document Filter. LLMs possess robust semantic comprehension abilities and a wealth of world knowledge, enabling them to better understand the search intents of the original query without the need for additional query expansion training

data. However, LLMs face the issue of corpus unalignment. Specifically, they tend to generate information that might not exist in the corpus, which is useless and noisy for downstream retrieval. While pseudo-relevance documents may exhibit misalignment with the original query, they still imply information about the target corpus. As such, we design this LLM Generation Document Filter, leveraging the pseudo-relevance documents to filter the LLM-generated documents, mitigating the corpus unalignment issue of LLM.

In this filter, the documents generated by the query-query-document generation process and the pseudo-relevance documents are transformed to vectors by text encoders, same as the pseudo-relevance document filter, as shown in Equation 4 and Equation 5.

To calculate the ranking score for each generated document, we utilize the cosine similarity function, as shown in Equation 6, to compute the similarity between each generated document and the pseudo-relevance documents, followed by the summation of these similarity scores.

$$\mathit{score}_n^{LLM} = \sum_{k=1}^K \mathit{sim}(X_n^{LLM}, X_k^{PRF}) \quad (9)$$

where score_n^{LLM} is the ranking score for n -th generated document, X_n^{LLM} is the n -th vector of generated document and X_k^{PRF} is the k -th vector of pseudo-relevance document.

We select the top N' documents that are most similar to the pseudo-relevance documents as the filtered generated documents:

$$\mathcal{D}_s^{LLM} = \{D_n^{LLM}\}, n \in \{n | \mathit{score}_n^{LLM} \in \mathit{Top}N'(\mathit{score}^{LLM})\} \quad (10)$$

where \mathcal{D}_s^{LLM} denotes the selected LLM generated documents, D_n^{LLM} denotes the n -th generated document, score_n^{LLM} is the ranking score for n -th generation and $\mathit{Top}N'$ is the function to select the top N' generated documents based on the ranking scores.

3.4 Query Expansion for Retrieval

Given the selected generated documents and pseudo-relevance documents, we integrate them with the original query to perform the final retrieval task. In particular, we concatenate them as:

$$q' = \mathit{concat}(q, \mathcal{D}_s^{PRF}, \mathcal{D}_s^{LLM}) \quad (11)$$

$$D' = R_t(q') \quad (12)$$

where q' is the expanded query, and D' is the documents retrieved by the expanded query q' with retriever R_t .

4 EXPERIMENTS

4.1 Datasets and Metrics

To evaluate the effectiveness of our proposed method, we conduct extensive experiments on the following public datasets: TREC-DL-2020, TREC-COVID, and MSMARCO.

- **TREC-DL-2020 [10]**. TREC-DL-2020¹ is the dataset used in the second year of the popular TREC Deep Learning Track. We choose the passage retrieval task, which contains 200 queries and 8.84 million corpus.
- **MSMARCO [26]**. MSMARCO is a collection of datasets constructed to advance the development of deep learning in the search field. We choose the passage dataset as our experimental

scenario and take the first 100 queries from the dev group as the test queries.

- **Beir [36]**. Beir is a heterogeneous benchmark for comprehensive zero-shot evaluation of methods in various information retrieval tasks. We select 7 datasets with small test or dev sets from the 18 available datasets in beir.

Following previous work [9, 17, 24], we use the NDCG@N, MAP@N, Recall@N, and MRR@N as the evaluation metrics, each of which is reported with three values of N, i.e., 10, 100, and 1000.

4.2 Implementation Details

We implement our method and the baselines with PyTerrier [23], which is a Python library helps conduct information retrieval experiments. For the BM25 retriever in our experiment, we use the default parameters ($b = 0.75, k_1 = 1.2, k_3 = 8.0$) provided by PyTerrier. For contextual document generation, we use the text-davinci-003 API [4] provided by OpenAI with *temperature* = 0.7 and *top_p* = 1. We use the text-embedding-ada-002 provided by OpenAI as the text encoder, where the length of the returned vector is 1536. For other hyperparameters, we set the selection number of generated documents and PRF documents as 3, and the number of candidates as 5. Besides, considering the verbose nature of the contextual documents, we follow the approach suggested in paper [40] that the expanded query involves 5 samplings of the original query to emphasize its significance.

4.3 Baselines

We conduct comparative experiments with the following baselines, which can be divided into two categories:

Traditional query expansion methods

- **Bo1 [2]**. The Bose-Einstein 1 (Bo1) weighting approach is a method that reconstructs the query based on the frequency of terms found in the feedback documents associated with each query.
- **KL [2]**. This method rewrites the queries similar to Bo1 but based on Kullback Leibler divergence.
- **RM3 [1]**. A method used for query expansion in information retrieval, which finds the most relevant terms to the query by using the top-ranked documents returned from the initial query and adds these terms to the original query to create an expanded query.
- **AxiomaticQE [13, 45]**. Axiomatic query expansion (AxiomaticQE) rewrites and expands the origin query by axiomatic semantic term matching.

LLM-based expansion methods

- **Query2Term**. It uses LLMs to generate related terms to the origin query in a zero-shot manner. The zero-shot prompts only contain task instructions and the original query.
- **Query2Term-FS**. The few-shot version of Query2Term-ZS. The few-shot prompts are built upon zero-shot prompts by adding a few examples. In particular, Query2Term-FS expands upon Query2Term by incorporating additional sets of query-keywords examples.

¹<https://microsoft.github.io/msmarco/TREC-Deep-Learning-2020>

Table 1: Overall experimental results on three public datasets. The optimal results are highlighted in bold, while the suboptimal results are underscored. The results are reported on NDCG@N, AP@N, Recall@N, and MRR@N with N (10, 100, 1000).

Metrics	NDCG			AP			Recall			MRR			
	@10	@100	@1000	@10	@100	@1000	@10	@100	@1000	@10	@100	@1000	
No expansion	49.36	50.26	59.81	14.27	31.42	35.87	17.61	50.47	75.12	80.21	80.21	80.21	
Traditional expansion methods													
Bo1	49.47	53.25	63.11	14.79	34.43	39.67	17.74	54.66	79.48	80.83	80.99	80.99	
KL	49.27	53.20	63.01	14.68	34.31	39.53	17.66	54.70	79.39	80.83	80.99	80.99	
RM3	50.43	54.02	63.47	14.93	35.13	40.22	17.89	55.80	79.94	78.49	78.59	78.59	
AxiomaticQE	49.36	50.26	59.81	14.27	31.42	35.87	17.61	50.47	75.12	80.21	80.21	80.21	
LLM-based expansion methods													
TREC-DL-2020	Query2Term	50.12	52.43	62.27	13.12	33.06	38.49	17.39	54.61	79.07	78.74	78.77	78.78
	Query2Term-FS	47.80	49.16	60.50	13.33	30.16	35.59	15.82	50.22	78.76	79.38	79.83	79.83
	Query2Term-PRF	47.76	48.92	59.57	12.32	29.03	33.70	14.70	49.29	76.68	78.97	79.29	79.29
	Query2Doc	61.22	<u>60.13</u>	<u>69.97</u>	19.06	<u>41.31</u>	<u>47.03</u>	21.57	57.58	<u>83.38</u>	88.27	88.44	88.44
	Query2Doc-FS	<u>61.45</u>	59.30	69.40	18.94	39.75	45.27	21.65	56.30	<u>82.57</u>	<u>90.32</u>	<u>90.37</u>	<u>90.38</u>
	Query2Doc-PRF	55.28	57.60	67.09	17.00	38.21	43.49	19.74	<u>58.50</u>	82.57	84.22	84.49	84.49
	CoT	58.39	56.74	67.02	18.15	37.32	42.34	21.51	54.02	80.11	88.02	88.02	88.03
	CoT-PRF	60.81	58.41	67.47	19.02	39.27	44.04	21.71	56.84	80.49	89.00	89.00	89.00
	MILL	61.79	61.15	71.23	<u>19.05</u>	41.76	48.17	<u>21.61</u>	59.40	85.27	92.61	92.71	92.72
MSMARCO													
	No expansion	28.69	34.02	36.23	23.56	24.65	24.72	44.50	69.00	86.50	22.65	23.76	23.83
Traditional expansion methods													
	Bo1	29.18	33.44	35.89	23.61	24.33	24.43	<u>46.50</u>	67.50	86.50	<u>24.07</u>	24.82	24.91
	KL	<u>29.20</u>	33.59	36.17	<u>23.93</u>	<u>24.73</u>	<u>24.83</u>	45.50	66.50	86.50	24.39	25.22	25.31
	RM3	26.93	32.23	34.34	21.81	22.87	22.94	42.50	67.00	83.50	22.25	23.33	23.41
	AxiomaticQE	28.69	34.02	36.23	23.56	24.65	24.72	44.50	69.00	86.50	22.65	23.76	23.83
LLM-based expansion methods													
	Query2Term	23.28	29.50	32.00	19.74	21.01	21.08	34.17	63.17	83.67	19.91	21.17	21.24
	Query2Term-FS	24.26	29.76	32.07	20.41	21.43	21.50	36.33	62.50	81.33	20.78	21.87	21.94
	Query2Term-PRF	21.56	27.02	29.26	16.04	17.05	17.12	38.67	64.83	83.33	16.04	17.11	17.17
	Query2Doc	25.83	31.31	33.82	20.27	21.33	21.42	43.50	69.00	88.83	20.39	21.50	21.58
	Query2Doc-FS	28.23	33.22	35.89	23.10	23.99	24.09	44.67	68.83	<u>89.50</u>	23.00	23.94	24.04
	Query2Doc-PRF	25.45	29.99	32.36	20.31	21.25	21.33	41.44	62.50	81.17	20.45	21.35	21.43
	CoT	26.13	31.84	34.25	21.38	22.44	22.54	41.00	68.33	86.83	21.47	22.55	22.64
	CoT-PRF	28.93	<u>34.17</u>	<u>36.32</u>	23.51	24.52	24.60	46.12	<u>70.87</u>	87.50	23.64	24.69	24.77
	MILL	29.99	34.92	37.26	24.01	24.98	25.07	48.67	71.67	89.83	24.02	<u>25.02</u>	<u>25.10</u>

- **Query2Term-PRF**. PRF prompts use the top-3 documents retrieved by the original query as context information and instructs the LLMs to expand the original query.
- **Query2Doc**. The zero-shot version of query2doc [40], whose structure is similar to Query2Term. It uses LLMs to generate related passages to the origin query.
- **Query2Doc-FS**. The few-shot version of query2doc [40]. The prompt structure is similar to Query2Term-FS.
- **Query2Doc-PRF**. It constructs the prompt with pseudo-relevance feedback in a zero-shot manner based on Query2Doc-ZS, like the Query2Term-PRF.
- **CoT**. Chain-of-Thought (CoT) [17] instructs LLMs to generate text step by step, providing a detailed thought process before generating the final answer.
- **CoT-PRF**. A pseudo-relevance feedback based version of CoT similar to Query2Term-PRF.

The prompts used in this paper are listed in Appendix A.1. Besides, to conduct a fair comparison for the LLM-based baselines, we generate 3 expanded queries for each baseline and concatenate them as the final expansion result.

4.4 Main Results

Table 1, Table 2, and Table ?? show the experimental results. The full results for the 7 selected datasets in Beir are listed in Appendix B. We can draw the following conclusions:

- Traditional query expansion methods exhibit positive effects, particularly KL, which achieves good results under multiple metrics in the MSMARCO dataset. In contrast, the performance of RM3 is less satisfactory, likely due to the fact that RM3 is based on a feedback-oriented search method. The quality of the feedback directly determines the quality of the query expansion.
- Through the comparison of different LLM-based expansion methods, we have found that CoT and Query2Doc and their variants are more effective. This could be attributed to their full utilization of the inference and continuation capabilities of LLMs, activating

Table 2: Overall experimental results (NDCG@1000 and Recall@1000) on 7 datasets in Beir. The optimal results are highlighted in bold, while the suboptimal results are underscored. Full results including other evaluation metrics are listed in Appendix B.

Datasets		TREC-COVID	TOUCHE	SCIFACT	NFCORPUS	DBPEDIA	FIQA-2018	SCIDOCS		
NDCG@1000	No expansion	42.04	55.32	70.27	30.02	38.70	35.28	25.14		
	Traditional expansion methods									
	Bo1	44.73	56.62	68.34	37.01	39.05	34.97	26.14		
	KL	44.88	56.72	67.83	37.18	38.87	35.12	26.15		
	RM3	44.54	55.79	65.28	37.27	38.11	33.14	25.91		
	AxiomaticQE	42.06	55.32	70.28	30.02	38.70	35.28	25.14		
	LLM-based expansion methods									
	Query2Term	45.09	52.95	69.57	33.82	33.51	32.12	25.11		
	Query2Term-FS	44.86	57.1	71.39	38.57	39.36	35.78	26.18		
	Query2Term-PRF	42.94	53.72	60.79	38.21	34.83	31.50	24.97		
	Query2Doc	45.41	60.32	71.19	38.76	44.79	37.63	27.40		
	Query2Doc-FS	44.39	59.99	71.89	38.09	<u>45.11</u>	37.96	27.18		
	Query2Doc-PRF	47.97	56.84	67.82	39.41	39.85	34.09	26.16		
	CoT	<u>46.93</u>	<u>60.77</u>	71.63	38.88	43.05	37.28	<u>27.50</u>		
	CoT-PRF	46.55	59.03	<u>73.65</u>	<u>39.84</u>	40.43	<u>38.04</u>	26.23		
	MILL	51.17	61.29	74.14	41.75	46.39	39.23	28.36		
	Recall@1000	No expansion	40.52	85.05	97.00	36.06	63.61	77.42	55.04	
		Traditional expansion methods								
		Bo1	43.64	86.00	97.67	54.38	64.90	79.18	57.47	
KL		43.63	86.14	97.67	54.79	64.71	78.84	57.38		
RM3		43.71	85.79	97.67	56.12	64.37	78.82	57.88		
AxiomaticQE		40.53	85.05	97.00	36.06	63.61	77.42	55.04		
LLM-based expansion methods										
Query2Term		43.67	77.24	99.00	58.82	58.90	78.22	60.00		
Query2Term-FS		43.89	85.33	98.33	<u>61.72</u>	65.67	81.84	60.15		
Query2Term-PRF		41.99	83.29	97.50	60.55	61.11	76.31	59.25		
Query2Doc		43.71	84.08	99.00	61.09	<u>70.29</u>	82.72	<u>61.63</u>		
Query2Doc-FS		42.80	83.95	<u>99.33</u>	59.55	<u>70.04</u>	83.46	<u>61.33</u>		
Query2Doc-PRF		<u>46.20</u>	83.5	99.00	62.50	66.41	79.14	59.50		
CoT		45.01	84.42	98.67	60.63	69.24	<u>83.56</u>	60.90		
CoT-PRF		44.93	84.37	98.67	59.87	66.06	<u>82.14</u>	58.72		
MILL		49.33	<u>84.99</u>	99.67	64.95	71.13	84.23	61.86		

the world knowledge within the LLMs to aid in understanding the search intents of the original query. The subpar performance of Query2Term and its variants may be due to the fact that the information that a term can encompass is still less than that of a paragraph, and the process of summarizing into a term increases the difficulty of generation. Furthermore, we can see that the use of pseudo-relevance documents in LLM-based query expansion methods does not necessarily yield positive gains. For instance, Query2Term-PRF and Query2Doc-PRF are worse compared to Query2Term and Query2Doc in TREC-DL-2020 and MSMARCO. This might be due to the non-alignment of pseudo-relevance documents with the original query, which misguides the generation process of the LLMs.

- Upon comparing MILL with other baselines, it becomes evident that MILL consistently outperforms in almost all evaluation metrics, validating the effectiveness of our proposed method. Specifically, MILL initially employs a query-query-document prompt approach, steering the LLM towards inferential generation from multiple perspectives, which consequently enhances the understanding of the original query in the generated text. Moreover,

the mutual verification method filters accurate LLM-generated documents and pseudo-relevance documents aligned with the original query, assisting in supplementing additional information for subsequent retrieval. It is important to note that while MILL is a zero-shot framework, when compared with Query2Term-FS and Query2Doc-FS, MILL is superior to these two baselines, demonstrating its powerful query expansion capability.

4.5 Ablation Study

In this subsection, we will illustrate the necessity of the components in our proposed framework. We design the following variants to conduct experiments:

- **w/o QGD**: Our proposed method without the query-query-document generation, replaced by the query-document pipeline.
- **w/o PDF**: Our proposed method without the Pseudo-relevance Document Filter, directly uses the top-k documents retrieved by the original query.
- **w/o LDF**: Our proposed method without the LLM Generation Document Filter, directly uses the top-n generation documents.

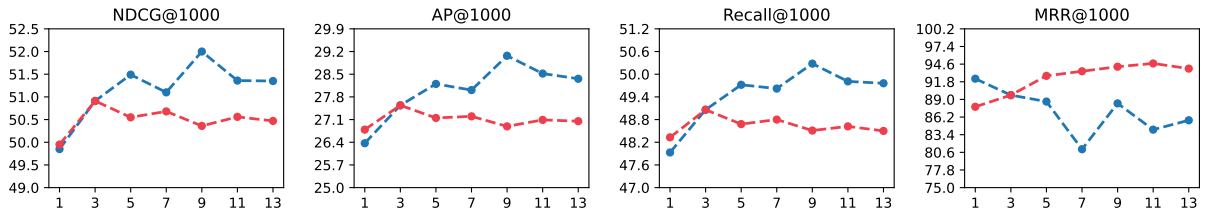


Figure 4: Hyperparameter analysis on the number of documents selected. The x-axis denotes the number of documents selected, and the y-axis represents the metrics values. The data represented in blue indicates the impact of the selection quantity of pseudo-relevance documents on the effectiveness of query expansion, while the data in red demonstrates the influence of the selection quantity of documents generated by LLM on the effectiveness of query expansion.

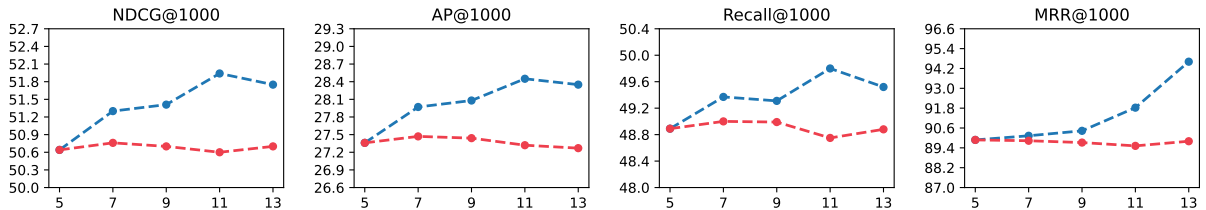


Figure 5: Hyperparameter analysis on the number of document candidates. The x-axis denotes the number of document candidates, and the y-axis represents the metrics values. The data represented in blue represents the impact of the candidate quantity of pseudo-relevance documents on the effectiveness of query expansion, while the data in red illustrates the effects of the candidate quantity of LLM generated documents on the performance of query expansion.

Table 3: Ablation experimental results on TREC-DL-2020.

Metrics		w/o QGD	w/o PDF	w/o LDF	MILL
NDCG	@100	59.89	<u>60.29</u>	59.60	61.15
	@1000	69.46	<u>70.27</u>	69.73	71.23
AP	@100	41.56	<u>41.56</u>	41.33	41.76
	@1000	47.39	<u>47.75</u>	47.37	48.17
Recall	@100	58.55	<u>58.76</u>	<u>59.29</u>	59.40
	@1000	83.98	<u>85.15</u>	84.51	85.27
MRR	@100	87.69	<u>89.23</u>	88.97	92.71
	@1000	87.69	<u>89.23</u>	88.98	92.72

From Table 3, we can draw the following conclusions: (1) **MILL** is better than the **w/o QGD**, which demonstrates the effectiveness of our proposed query-query-document prompt framework. The possible explanation could be that the subquestion prompt can effectively activate the reasoning capabilities of LLMs, assisting these models in delving deeper into the original query’s search intent. (2) **MILL** is superior to **w/o PDF** and **w/o LGF**, which verifies the validity of the mutual verification consisting of the pseudo-relevance document filter and the LLM-generated document filter. By filtering the accurate generated documents and aligning PRF documents with the original query, it effectively mitigates the corpus unalignment problem of LLMs and compensates for the misalignment issue of PRF techniques. (3) Compared **w/o PDF** with **w/o LGF**, we can find that **w/o PDF** performs better than **w/o LGF**. The results indicate that, in TREC-DL-2020, the hallucination

problem of generated documents has a significant negative effect on query expansion and is more serious than the non-alignment problem of PRF documents.

4.6 Hyperparameter Analysis

In this subsection, we will discuss the effects of hyperparameters. We mainly consider the following two groups of hyperparameters: (1) The number of documents selected. The selected number of generated documents N' and the selected number of pseudo-relevance documents K' . (2) The number of document candidates. The number of generated documents candidates N and the number of pseudo-relevance documents K . The experiments are conducted on the TREC-COVID dataset.

4.6.1 Number of Documents Selected. Figure 4 illustrates the impact on query expansion performance under different numbers of generated documents and pseudo-relevance document selections. In experiments concerning the number of pseudo-relevance documents selected, we controlled the number of generated documents from LLM to be 3, and vice versa. For pseudo-relevance documents, increasing the selection quantity consistently improved the performance of NDCG, AP, and Recall but resulted in a decline in MRR performance. This initially confirms the effectiveness of introducing PRF documents for query expansion. However, it may be due to the introduction of more PRF document information that elevates the ranking of relevant content, reducing the specificity of the original search intent in the rewritten query. Regarding generated documents, the metrics of NDCG, AP, and Recall reach their optimum when three generated documents are selected, while MRR peaks at

eleven. This demonstrates that utilizing the semantic understanding capabilities of LLMs can aid in query expansion. However, generating too many documents based on the original query may reduce the query's generalization ability, affecting search performance.

4.6.2 Number of Document Candidates. Figure 5 illustrates the impact of varying quantities of generated documents and PRF document candidates on the performance of query expansion. In this experiment, three generated documents and three PRF documents are selected from all candidates. As the results in the figure suggest, an increased number of PRF document candidates effectively enhances the performance of query expansion. This also demonstrates the efficacy of the pseudo-relevance documents filter in mitigating issues of misalignment with the original query. Additionally, as the number of generated document candidates increases, the change in query expansion performance is gradual, with the most effective results generally observed when the number of generated candidates is seven. This could be attributed to the LLMs' sufficient understanding of the original query, where adding more candidates doesn't significantly supplement the information to aid query comprehension.

5 RELATED WORK

5.1 Information Retrieval

The primary objective of modern information retrieval systems is to provide the most pertinent information from collections based on the user's search query, thereby assisting users in resolving queries and gathering information. There exist traditional term-based retrieval methods, such as BM25 [31] and TF-IDF [33], which are straightforward, easy to implement, and yield satisfactory results. However, they also possess certain limitations: the inability to handle synonyms and contextual information. For the other methods, the entire process can be bifurcated into two components [15]: retrieval and re-ranking.

Retrieval is the initial stage in the overall process of information retrieval, where the system aims to obtain documents relevant to the original query. Broadly speaking, retrieval can be categorized into sparse retrieval, dense retrieval, and hybrid retrieval. The main idea behind sparse retrieval is to reduce the dimension of the indexed data, focusing only on the most relevant documents. For instance, DeepCT [11] employs context-based vectors learned in BERT to estimate the importance of each word to a document and indexes it into an inverted index, replacing the original method based on word frequency statistical weighting. The approach of Dense Retrieval involves modeling and transforming both the query and the document into vectors, subsequently utilizing nearest-neighbor algorithms, such as ANN, to retrieve documents closely related to the query representation. This method typically employs a dual-tower type model, enabling the computation of document-side vectors offline accelerating the speed of online inference. RepBERT [46] and DPR [19] are representative works of this kind of method. For hybrid retrieval, the concept is to integrate sparse retrieval and dense retrieval. For instance, CLEAR [14] initially employs sparse retrieval for information retrieval, and for those queries with sub-optimal retrieval results, the process is further enhanced through the application of dense retrieval.

Compared to retrieval, the objective of re-ranking is to provide a relevance score for documents with a query, establishing a relevance order for the documents. Recently, methods based on neural networks have become popular due to their powerful modeling capabilities. These methods are capable of learning complex representations of different documents and queries, thus enabling the modeling and calculation of their relevance levels. Some studies [33, 34] have utilized the Vector Space Model (VSM) to represent different queries and documents as high-dimensional vectors and then calculate their relevance using a similarity function.

5.2 Query Expansion

Query expansion is a prevalent technique in normal search platforms, which restructures the original query to express the same search intent while enhancing the alignment with the text in document collections [3, 6, 12]. Early studies employed lexical knowledge bases [28, 39] or Pseudo-relevance Feedback (PRF) [2, 21, 22, 30, 32, 44] for enhancement. PRF documents can conveniently supplement information for any query, but they also encounter the issue of misalignment with the original query. Recently, some studies have utilized neural networks for query expansion, imposing stringent requirements on the training data. Additionally, the emergence of LLMs has also impacted the field of query expansion. The Query2Doc [40] proposes a query-document prompt framework, leveraging the semantic understanding and generative capabilities of LLMs to extend the original query. A paper from Google [17] applies LLMs directly for query expansion across multiple datasets, finding that employing the chain of thoughts (CoT) [43] approach achieves the best results. Moreover, LLMCS [24] applies LLMs for query expansion in conversational search, constructing the context search intents as a prompt and combining the chain of thoughts and self-consistency techniques to enhance search performance. In contrast to these studies, our paper focuses on the mutual verification of PRF documents and the generated documents of LLMs, aiming to address the misalignment issue between PRF and the original query as well as the corpus unalignment issue of LLMs.

5.3 Large Language Models

Recently, researchers have discovered that pre-trained models with transformer structures on large-scale corpus endow models with robust abilities in language understanding and generation [16, 20, 41, 47]. Moreover, these capabilities are further enhanced as the model parameters increase [17, 47]. Consequently, models with tens of billions or more parameters are referred to as large language models (LLM) in academia. Within this context, scholars find that when the parameters of LLMs expand to a certain extent, the LLMs exhibits a leap in generation and understanding capabilities, a phenomenon known as emergence [42].

At present, various institutions and universities have released numerous powerful LLMs. In October 2022, Google released the Flan-T5 model [8], which boasts variants of different model sizes, the largest of which has 11B parameters. Flan-T5 is fine-tuned on multiple tasks based on the T5 base model [29]. In addition, Llama [37] is a LLM trained by Meta, the latest version, Llama2 [38], offers variants with 7B, 13B, and 70B parameters. As a completely open-source project, Llama has spawned numerous cutting-edge works, such as

Alpaca [35] and Vicuna [7]. These models take the Llama as the base model and adopt instruction tuning to further enhance the Llama’s capabilities. Furthermore, OpenAI has vigorously promoted the research and application of LLMs. Their launch of the GPT series of models [4, 27] has revolutionized people’s understanding of language models, bringing them into real-world scenarios. However, despite the powerful generation and understanding capabilities of LLMs, they cannot guarantee the accuracy of the generated content, posing the problem of hallucinations [18, 25]. In this paper, we adopt a method of using pseudo-relevance documents to filter accurate generations to mitigate this issue.

6 CONCLUSION

In this paper, we propose a novel framework that leverages Large Language Models (LLMs) for query expansion. First, we design a query-query-document prompt framework, that allows LLMs to generate diverse contextual documents for a given query. Next, we introduce mutual verification, which consists of two filters: pseudo-relevance document filter (PDF) and generated document filter (GDF). More specifically, the PDF leverages the external contextual information of generated documents to filter noisy pseudo-relevance documents, and the GDF leverages the corpus-specific information of pseudo-relevance documents to filter uninformative generated documents. The experimental results show that our method is superior to the state-of-the-art baselines on three public datasets. Future work could be conducted with experiments using different types of retrievers. Moreover, the query-query-document paradigm could be further improved by other prompt approaches, such as Chain-of-Thought (CoT) and self-consistency.

REFERENCES

- [1] Nasreen Abdul-Jaleel, James Allan, W Bruce Croft, Fernando Diaz, Leah Larkey, Xiaoyan Li, Mark D Smucker, and Courtney Wade. 2004. UMass at TREC 2004: Novelty and HARD. *Computer Science Department Faculty Publication Series* (2004), 189.
- [2] Gianni Amati and Cornelis Joost Van Rijsbergen. 2002. Probabilistic models of information retrieval based on measuring the divergence from randomness. *ACM Transactions on Information Systems (TOIS)* 20, 4 (2002), 357–389.
- [3] Jagdev Bhogal, Andrew MacFarlane, and Peter Smith. 2007. A review of ontology based query expansion. *Information processing & management* 43, 4 (2007), 866–886.
- [4] Tom Brown, Benjamin Mann, Nick Ryder, Melanie Subbiah, Jared D Kaplan, Prafulla Dhariwal, Arvind Neelakantan, Pranav Shyam, Girish Sastry, Amanda Askell, et al. 2020. Language models are few-shot learners. *Advances in neural information processing systems* 33 (2020), 1877–1901.
- [5] Guihong Cao, Jian-Yun Nie, Jianfeng Gao, and Stephen Robertson. 2008. Selecting good expansion terms for pseudo-relevance feedback. In *Proceedings of the 31st annual international ACM SIGIR conference on Research and development in information retrieval*, 243–250.
- [6] Claudio Carpineto and Giovanni Romano. 2012. A survey of automatic query expansion in information retrieval. *ACM Computing Surveys (CSUR)* 44, 1 (2012), 1–50.
- [7] Wei-Lin Chiang, Zhuohan Li, Zi Lin, Ying Sheng, Zhanghao Wu, Hao Zhang, Lianmin Zheng, Siyuan Zhuang, Yonghao Zhuang, Joseph E Gonzalez, et al. 2023. Vicuna: An open-source chatbot impressing gpt-4 with 90%* chatgpt quality. See <https://vicuna.lmsys.org> (accessed 14 April 2023) (2023).
- [8] Hyung Won Chung, Le Hou, Shayne Longpre, Barret Zoph, Yi Tay, William Fedus, Yunxuan Li, Xuezhi Wang, Mostafa Dehghani, Siddhartha Brahma, et al. 2022. Scaling instruction-finetuned language models. *arXiv preprint arXiv:2210.11416* (2022).
- [9] Vincent Claveau. 2021. Neural text generation for query expansion in information retrieval. In *IEEE/WIC/ACM International Conference on Web Intelligence and Intelligent Agent Technology*, 202–209.
- [10] Nick Craswell, Bhaskar Mitra, Emine Yilmaz, and Daniel Campos. 2021. Overview of the TREC 2020 deep learning track. *arXiv preprint arXiv:2102.07662* (2021).
- [11] Zhuyun Dai and Jamie Callan. 2019. Context-aware sentence/passage term importance estimation for first stage retrieval. *arXiv preprint arXiv:1910.10687* (2019).
- [12] Efthimis N Efthimiadis. 1996. Query Expansion. *Annual review of information science and technology (ARIST)* 31 (1996), 121–87.
- [13] Hui Fang and ChengXiang Zhai. 2006. Semantic term matching in axiomatic approaches to information retrieval. In *Proceedings of the 29th annual international ACM SIGIR conference on Research and development in information retrieval*, 115–122.
- [14] Luyu Gao, Zhuyun Dai, Tongfei Chen, Zhen Fan, Benjamin Van Durme, and Jamie Callan. 2021. Complement lexical retrieval model with semantic residual embeddings. In *Advances in Information Retrieval: 43rd European Conference on IR Research, ECIR 2021, Virtual Event, March 28–April 1, 2021, Proceedings, Part I* 43. Springer, 146–160.
- [15] Kailash A Hambarde and Hugo Proenca. 2023. Information Retrieval: Recent Advances and Beyond. *arXiv preprint arXiv:2301.08801* (2023).
- [16] Jiaxin Huang, Shixiang Shane Gu, Le Hou, Yuxin Wu, Xuezhi Wang, Hongkun Yu, and Jiawei Han. 2022. Large language models can self-improve. *arXiv preprint arXiv:2210.11610* (2022).
- [17] Rolf Jagerman, Honglei Zhuang, Zhen Qin, Xuanhui Wang, and Michael Bendersky. 2023. Query Expansion by Prompting Large Language Models. *arXiv preprint arXiv:2305.03653* (2023).
- [18] Ziwei Ji, Nayeon Lee, Rita Frieske, Tiezheng Yu, Dan Su, Yan Xu, Etsuko Ishii, Ye Jin Bang, Andrea Madotto, and Pascale Fung. 2023. Survey of hallucination in natural language generation. *Comput. Surveys* 55, 12 (2023), 1–38.
- [19] Vladimir Karpukhin, Barlas Oguz, Sewon Min, Patrick Lewis, Ledell Wu, Sergey Edunov, Danqi Chen, and Wen-tau Yih. 2020. Dense Passage Retrieval for Open-Domain Question Answering. In *Proceedings of the 2020 Conference on Empirical Methods in Natural Language Processing (EMNLP)*. Association for Computational Linguistics, Online, 6769–6781. <https://doi.org/10.18653/v1/2020.emnlp-main.550>
- [20] Takeshi Kojima, Shixiang Shane Gu, Machel Reid, Yutaka Matsuo, and Yusuke Iwasawa. 2022. Large language models are zero-shot reasoners. *Advances in neural information processing systems* 35 (2022), 22199–22213.
- [21] Hang Li, Shengyao Zhuang, Ahmed Mourad, Xueguang Ma, Jimmy Lin, and Guido Zuccon. 2022. Improving query representations for dense retrieval with pseudo relevance feedback: A reproducibility study. In *European Conference on Information Retrieval*. Springer, 599–612.
- [22] Yuanhua Lv and ChengXiang Zhai. 2010. Positional relevance model for pseudo-relevance feedback. In *Proceedings of the 33rd international ACM SIGIR conference on Research and development in information retrieval*, 579–586.
- [23] Craig Macdonald and Nicola Tonello. 2020. Declarative Experimentation in Information Retrieval using PyTerrier. In *Proceedings of ICTIR 2020*.
- [24] Kelong Mao, Zhicheng Dou, Haonan Chen, Fengran Mo, and Hongjin Qian. 2023. Large Language Models Know Your Contextual Search Intent: A Prompting Framework for Conversational Search. *arXiv preprint arXiv:2303.06573* (2023).
- [25] Nick McKenna, Tianyi Li, Liang Cheng, Mohammad Javad Hosseini, Mark Johnson, and Mark Steedman. 2023. Sources of Hallucination by Large Language Models on Inference Tasks. *arXiv preprint arXiv:2305.14552* (2023).
- [26] Tri Nguyen, Mir Rosenberg, Xia Song, Jianfeng Gao, Saurabh Tiwary, Rangan Majumder, and Li Deng. 2016. Ms marco: A human-generated machine reading comprehension dataset. (2016).
- [27] OpenAI. 2023. GPT-4 Technical Report. *arXiv:2303.08774 [cs.CL]*
- [28] Yonggang Qiu and Hans-Peter Frei. 1993. Concept based query expansion. In *Proceedings of the 16th annual international ACM SIGIR conference on Research and development in information retrieval*, 160–169.
- [29] Colin Raffel, Noam Shazeer, Adam Roberts, Katherine Lee, Sharan Narang, Michael Matena, Yanqi Zhou, Wei Li, and Peter J Liu. 2020. Exploring the limits of transfer learning with a unified text-to-text transformer. *The Journal of Machine Learning Research* 21, 1 (2020), 5485–5551.
- [30] Stephen E Robertson. 1990. On term selection for query expansion. *Journal of documentation* 46, 4 (1990), 359–364.
- [31] Stephen E Robertson, Steve Walker, Susan Jones, Micheline M Hancock-Beaulieu, Mike Gatford, et al. 1995. Okapi at TREC-3. *Nist Special Publication Sp 109* (1995), 109.
- [32] Joseph John Rocchio Jr. 1971. Relevance feedback in information retrieval. The SMART retrieval system: experiments in automatic document processing (1971).
- [33] Gerard Salton and Christopher Buckley. 1988. Term-weighting approaches in automatic text retrieval. *Information processing & management* 24, 5 (1988), 513–523.
- [34] Gerard Salton, Anita Wong, and Chung-Shu Yang. 1975. A vector space model for automatic indexing. *Commun. ACM* 18, 11 (1975), 613–620.
- [35] Rohan Taori, Ishaan Gulrajani, Tianyi Zhang, Yann Dubois, Xuechen Li, Carlos Guestrin, Percy Liang, and Tatsunori B Hashimoto. 2023. Alpaca: A strong, replicable instruction-following model. Stanford Center for Research on Foundation Models. <https://crfm.stanford.edu/2023/03/13/alpaca.html> 3, 6 (2023), 7.
- [36] Nandan Thakur, Nils Reimers, Andreas Rücklé, Abhishek Srivastava, and Iryna Gurevych. 2021. BEIR: A Heterogeneous Benchmark for Zero-shot Evaluation of Information Retrieval Models. In *Thirty-fifth Conference on Neural Information Processing Systems Datasets and Benchmarks Track (Round 2)*. <https://openreview.net/forum?id=wCu6T5xFjE>
- [37] Hugo Touvron, Thibaut Lavril, Bastien Rozière, Naman Goyal, Eric Hambro, Faisal Azhar, et al. 2023. Llama: Open and efficient foundation language models. *arXiv preprint arXiv:2302.13971* (2023).
- [38] Hugo Touvron, Louis Martin, Kevin Stone, Peter Albert, Amjad Almahairi, Yasmine Babaei, Nikolay Bashlykov, Soumya Batra, Prajwal Bhargava, Shrubti Bhosale, et al. 2023. Llama 2: Open foundation and fine-tuned chat models. *arXiv preprint arXiv:2307.09288* (2023).
- [39] Ellen M Voorhees. 1994. Query expansion using lexical-semantic relations. In *SIGIR'94: Proceedings of the Seventeenth Annual International ACM-SIGIR Conference on Research and Development in Information Retrieval, organised by Dublin City University*. Springer, 61–69.
- [40] Liang Wang, Nan Yang, and Furu Wei. 2023. Query2doc: Query Expansion with Large Language Models. *arXiv preprint arXiv:2303.07678* (2023).
- [41] Xuezhi Wang, Jason Wei, Dale Schuurmans, Quoc Le, Ed Chi, Sharan Narang, Aakanksha Chowdhery, and Denny Zhou. 2022. Self-consistency improves chain of thought reasoning in language models. *arXiv preprint arXiv:2203.11171* (2022).
- [42] Jason Wei, Yi Tay, Rishi Bommasani, Colin Raffel, Barret Zoph, Sebastian Borgeaud, Dani Yogatama, Maarten Bosma, Denny Zhou, Donald Metzler, et al. 2022. Emergent abilities of large language models. *arXiv preprint arXiv:2206.07682* (2022).
- [43] Jason Wei, Xuezhi Wang, Dale Schuurmans, Maarten Bosma, Fei Xia, Ed Chi, Quoc V Le, Denny Zhou, et al. 2022. Chain-of-thought prompting elicits reasoning in large language models. *Advances in Neural Information Processing Systems* 35 (2022), 24824–24837.
- [44] Rong Yan, Alexander Hauptmann, and Rong Jin. 2003. Multimedia search with pseudo-relevance feedback. In *Image and Video Retrieval: Second International Conference, CIVR 2003 Urbana-Champaign, IL, USA, July 24–25, 2003 Proceedings 2*. Springer, 238–247.
- [45] Peilin Yang and Jimmy Lin. 2019. Reproducing and generalizing semantic term matching in axiomatic information retrieval. In *Advances in Information Retrieval: 41st European Conference on IR Research, ECIR 2019, Cologne, Germany, April 14–18, 2019, Proceedings, Part I* 41. Springer, 369–381.
- [46] Jingtao Zhan, Jiaxin Mao, Yiqun Liu, Min Zhang, and Shaoping Ma. 2020. RepBERT: Contextualized text embeddings for first-stage retrieval. *arXiv preprint arXiv:2006.15498* (2020).
- [47] Wayne Xin Zhao, Kun Zhou, Junyi Li, Tianyi Tang, Xiaolei Wang, Yupeng Hou, Yingqian Min, Beichen Zhang, Junjie Zhang, Zican Dong, et al. 2023. A survey of large language models. *arXiv preprint arXiv:2303.18223* (2023).

Table 6: Prompts for CoT and its variants.

Method	Prompt
CoT	Answer the following query: {query} Give the rationale before answering.
	Answer the following query:
CoT-PRF	Context: {PRF doc 1} {PRF doc 2} {PRF doc 3} query: {query} Give the rationale before answering.

A APPENDIX

A.1 Prompts

In this subsection, we will detail the prompts we used in the experiments.

Table 4: Prompts for Query2Term and its variants.

Method	Prompt
Query2Term	Write some keywords for the given query: {query}
	Write some keywords for the given query:
Query2Term-FS	Context: query:{query1} keywords:{keywords1} query:{query2} keywords: {keywords2} query: {query3} keywords:{keywords3} query: {query} keywords:
	Write some keywords for the given query:
Query2Term-PRF	Context: {PRF doc 1} {PRF doc 2} {PRF doc 3} query: {query} keywords:

Table 5: Prompts for Query2Doc and its variants.

Method	Prompt
Query2Doc	Write a passage answer the following query: {query}
	Write a passage answer the following query:
Query2Doc-FS	Context: query:{query1} passage:{passage1} query:{query2} passage: {passage2} query: {query3} passage:{passage3} query: {query} passage:
	Write a passage answer the following query:
Query2Doc-PRF	Context: {PRF doc 1} {PRF doc 2} {PRF doc 3} query: {query} passage:

B SPECIFIC RESULTS FOR BEIR

In this section, we list the full results for the 7 selected datasets from Beir. The optimal results are highlighted in bold, while the suboptimal results are underscored. The results are reported on NDCG@N, AP@N, Recall@N, and MRR@N with N (10, 100, 1000)

Table 7: Overall experimental results on TREC-COVID.

Metrics	NDCG			AP			Recall			MRR		
	@10	@100	@1000	@10	@100	@1000	@10	@100	@1000	@10	@100	@1000
No expansion	62.59	47.41	42.04	1.46	8.16	19.79	1.74	11.91	40.52	83.37	83.37	83.37
Traditional expansion methods												
Bo1	64.82	49.50	44.73	1.56	8.80	22.01	1.77	12.48	43.64	86.62	86.77	86.77
KL	65.80	49.93	44.88	1.59	8.90	22.26	1.79	12.51	43.63	86.62	86.79	86.79
RM3	64.05	48.50	44.54	1.55	8.62	21.87	1.78	11.22	43.71	82.96	83.06	83.06
AxiomaticQE	62.74	47.45	42.06	1.47	8.17	19.81	1.74	11.91	40.53	84.37	84.37	84.37
LLM-based expansion methods												
Query2Term	66.81	50.15	45.09	1.65	8.95	22.10	1.86	12.40	43.67	83.33	83.43	83.43
Query2Term-FS	64.39	49.71	44.86	1.58	8.75	21.72	1.82	12.42	43.89	85.00	85.05	85.05
Query2Term-PRF	61.80	47.34	42.94	1.53	8.28	20.84	1.75	11.69	41.99	84.55	84.55	84.55
Query2Doc	69.00	50.82	45.41	1.73	9.32	22.36	1.95	12.63	43.71	86.21	86.39	86.39
Query2Doc-FS	68.40	49.67	44.39	1.70	8.79	21.57	1.91	12.15	42.80	69.32	<u>89.38</u>	<u>89.38</u>
Query2Doc-PRF	71.32	<u>54.58</u>	47.97	1.75	10.14	<u>24.71</u>	2.02	<u>13.55</u>	<u>46.20</u>	84.56	84.69	84.69
CoT	<u>72.58</u>	<u>52.99</u>	<u>46.93</u>	<u>1.85</u>	<u>9.89</u>	<u>23.63</u>	<u>2.04</u>	13.15	45.01	88.06	88.17	88.17
CoT-PRF	68.58	52.37	46.55	1.75	9.56	23.42	2.00	13.04	44.93	<u>89.25</u>	<u>89.25</u>	<u>89.25</u>
MILL	73.05	58.06	51.17	1.91	11.40	27.76	2.11	14.65	49.33	89.63	89.63	89.63

Table 8: Overall experimental results on TOUCHE.

Metrics	NDCG			AP			Recall			MRR		
	@10	@100	@1000	@10	@100	@1000	@10	@100	@1000	@10	@100	@1000
No expansion	34.28	45.48	55.32	13.06	20.96	22.47	20.69	54.92	85.05	62.28	62.71	62.71
Traditional expansion methods												
Bo1	35.62	46.98	56.62	14.19	22.19	23.69	21.35	56.47	86.00	63.54	64.07	64.07
KL	35.52	46.96	56.72	14.00	22.18	23.68	20.99	56.78	86.14	63.98	64.51	64.51
RM3	34.66	46.54	55.79	13.72	22.00	23.42	22.03	57.79	85.79	56.73	57.09	57.09
AxiomaticQE	34.28	45.48	55.32	13.06	20.96	22.47	20.69	54.92	85.05	62.28	62.71	62.71
LLM-based expansion methods												
Query2Term	34.51	44.05	52.95	13.11	19.88	21.13	20.05	49.98	77.24	65.60	66.13	66.14
Query2Term-FS	35.10	47.93	57.10	14.97	23.28	24.66	21.71	57.88	85.33	57.71	58.23	58.23
Query2Term-PRF	31.83	44.19	53.72	12.60	19.78	21.22	20.16	53.83	83.29	54.77	55.45	55.45
Query2Doc	<u>42.36</u>	51.12	60.32	17.44	25.51	26.91	<u>23.80</u>	56.10	84.08	75.63	75.97	75.97
Query2Doc-FS	40.71	51.30	59.99	16.91	<u>25.72</u>	27.02	23.01	57.46	83.95	70.84	71.06	71.06
Query2Doc-PRF	37.21	47.43	56.84	14.78	22.39	23.81	21.11	54.30	83.50	69.59	69.95	69.97
CoT	41.91	<u>51.57</u>	<u>60.77</u>	<u>17.28</u>	25.61	<u>27.03</u>	23.18	56.42	84.42	<u>75.00</u>	<u>75.09</u>	<u>75.09</u>
CoT-PRF	39.33	50.08	59.03	16.66	24.54	<u>25.93</u>	23.30	57.10	84.37	69.45	69.58	69.58
MILL	43.22	53.05	61.29	17.12	26.31	27.68	24.43	59.55	<u>84.99</u>	74.01	74.01	74.01

Table 9: Overall experimental results on SCIFACT.

Metrics	NDCG			AP			Recall			MRR		
	@10	@100	@1000	@10	@100	@1000	@10	@100	@1000	@10	@100	@1000
No expansion	67.22	69.66	70.27	62.11	62.67	62.70	81.43	92.27	97.00	63.24	63.66	63.68
Traditional expansion methods												
Bo1	65.14	67.63	68.34	59.30	59.92	59.95	81.59	92.20	97.67	60.42	60.87	60.89
KL	64.68	67.08	67.83	58.69	59.28	59.31	81.59	91.87	97.67	59.76	60.18	60.21
RM3	62.22	64.54	65.28	55.45	55.97	55.99	81.34	91.93	97.67	56.24	56.58	56.61
AxiomaticQE	67.22	69.66	70.28	62.11	62.68	62.70	81.43	92.27	97.00	63.24	63.66	63.68
LLM-based expansion methods												
Query2Term	66.13	68.87	69.57	60.54	61.18	61.21	81.70	93.73	99.00	61.60	62.14	62.16
Query2Term-FS	68.34	70.71	71.39	62.92	63.50	63.54	83.32	93.47	98.33	64.13	64.60	64.62
Query2Term-PRF	57.67	59.91	60.79	49.72	50.22	50.25	80.46	90.90	97.50	50.58	50.93	50.96
Query2Doc	67.92	70.60	71.19	62.59	63.24	63.27	82.82	94.43	99.00	63.81	64.34	64.36
Query2Doc-FS	68.61	71.39	71.89	63.37	64.02	64.04	83.17	95.43	<u>99.33</u>	64.55	65.07	65.08
Query2Doc-PRF	64.53	66.96	67.82	58.60	59.15	59.19	81.31	92.53	99.00	59.74	60.12	60.15
CoT	68.58	71.13	71.63	63.30	63.87	63.89	83.03	<u>94.77</u>	98.67	64.77	65.18	65.19
CoT-PRF	<u>70.98</u>	<u>72.95</u>	<u>73.65</u>	<u>66.20</u>	<u>66.64</u>	<u>66.67</u>	<u>84.56</u>	93.27	98.67	<u>67.09</u>	<u>67.47</u>	<u>67.49</u>
MILL	71.37	73.47	74.14	66.34	66.85	66.88	85.24	94.50	99.67	67.69	68.07	68.09

Table 10: Overall experimental results on NFCORPUS.

Metrics	NDCG			AP			Recall			MRR		
	@10	@100	@1000	@10	@100	@1000	@10	@100	@1000	@10	@100	@1000
No expansion	32.22	27.29	30.02	12.08	14.36	14.89	14.78	24.38	36.06	53.44	53.82	53.83
Traditional expansion methods												
Bo1	33.49	30.21	37.01	12.73	15.98	17.09	16.26	29.71	54.38	52.74	53.24	53.28
KL	33.56	30.22	37.18	12.73	15.89	17.01	16.3	29.61	54.79	53.49	53.99	54.03
RM3	33.41	30.31	37.27	12.36	15.68	16.8	16.82	30.46	56.12	52.35	52.81	52.85
AxiomaticQE	32.22	27.29	30.02	12.08	14.36	14.89	14.78	24.38	36.06	53.44	53.82	53.83
LLM-based expansion methods												
Query2Term	25.79	24.94	33.82	8.3	10.89	12.04	12.29	27.27	58.82	44.79	45.63	45.68
Query2Term-FS	31.92	30.66	38.57	11.24	14.63	15.91	15.38	32.83	<u>61.72</u>	52.99	53.68	53.71
Query2Term-PRF	32.14	29.92	38.21	11.92	15.01	16.29	16.78	31.63	60.55	49.27	49.83	49.87
Query2Doc	33.47	30.41	38.76	12.54	15.31	16.54	16.68	30.96	61.09	54.61	55.19	55.23
Query2Doc-FS	33.41	30.1	38.09	12.59	15.32	16.45	16.27	30.22	59.55	54.08	54.64	54.7
Query2Doc-PRF	33.82	31.23	39.41	12.64	16.17	17.44	16.97	32.7	62.5	51.26	51.72	51.77
CoT	34.52	30.68	38.88	12.95	15.78	16.93	16.88	29.53	60.63	<u>56.23</u>	<u>56.64</u>	<u>56.69</u>
CoT-PRF	<u>35.76</u>	<u>31.93</u>	<u>39.84</u>	13.95	<u>16.9</u>	<u>18.09</u>	<u>18.13</u>	31.76	59.87	55.65	56.05	56.09
MILL	36.79	33.02	41.75	<u>13.81</u>	17.18	18.56	18.21	<u>32.42</u>	64.95	58.35	58.86	58.91

Table 11: Overall experimental results on DBPEDIA.

Metrics	NDCG			AP			Recall			MRR		
	@10	@100	@1000	@10	@100	@1000	@10	@100	@1000	@10	@100	@1000
No expansion	26.59	32.45	38.7	11.59	17.71	18.89	17.2	42.15	63.61	51.7	52.37	52.39
Traditional expansion methods												
Bo1	26.59	32.59	39.05	11.65	18.03	19.24	17.32	42.67	64.9	50.47	51.17	51.2
KL	26.42	32.44	38.87	11.52	17.89	19.09	17.27	42.62	64.71	50.01	50.84	50.86
RM3	25.47	31.81	38.11	10.88	17.4	18.6	17.05	42.92	64.37	46.6	47.28	47.31
AxiomaticQE	26.59	32.45	38.7	11.59	17.71	18.89	17.2	42.15	63.61	51.7	52.37	52.39
LLM-based expansion methods												
Query2Term	22.1	26.59	33.51	9.16	13.54	14.54	14.11	34.63	58.9	46.54	47.16	47.2
Query2Term-FS	26.46	31.9	39.36	11.87	17.04	18.29	17.67	41.59	65.67	53.5	54.16	54.19
Query2Term-PRF	23.39	27.85	34.83	9.98	14.79	15.96	16.1	37.15	61.11	45.37	46.03	46.07
Query2Doc	32.31	37.72	44.79	14.27	20.65	21.97	<u>20.13</u>	<u>46.37</u>	<u>70.29</u>	61.82	62.32	62.34
Query2Doc-FS	32.87	37.99	45.11	14.65	20.86	22.16	19.65	45.85	70.04	63.35	63.82	63.84
Query2Doc-PRF	27.43	33.22	39.85	11.53	18.11	19.34	18.74	44.23	66.41	52.58	53.26	53.28
CoT	29.96	36.01	43.05	13.29	19.42	20.7	19.22	45.76	69.24	57.68	58.3	58.32
CoT-PRF	28.17	33.66	40.43	12.26	18.49	19.75	18.15	43.43	66.06	52.95	53.59	53.6
MILL	34.33	39.71	46.39	15.65	22.89	24.28	21.32	48.86	71.13	64.09	64.53	64.55

Table 12: Overall experimental results on FIQA-2018.

Metrics	NDCG			AP			Recall			MRR		
	@10	@100	@1000	@10	@100	@1000	@10	@100	@1000	@10	@100	@1000
No expansion	25.26	31.74	35.28	19.40	20.86	21.04	30.97	55.92	77.42	31.03	32.11	32.18
Traditional expansion methods												
Bo1	24.36	31.21	34.97	18.71	20.30	20.49	30.21	56.25	79.18	29.37	30.51	30.58
KL	24.75	31.40	35.12	18.99	20.52	20.72	30.88	56.21	78.84	29.77	30.84	30.92
RM3	22.8	29.23	33.14	16.85	18.32	18.51	30.37	54.82	78.82	26.47	27.55	27.63
AxiomaticQE	25.26	31.76	35.28	19.40	20.87	21.04	30.97	56.00	77.42	31.03	32.11	32.18
LLM-based expansion methods												
Query2Term	21.72	28.1	32.12	16.15	17.45	17.65	28.42	54.12	78.22	25.82	26.83	26.91
Query2Term-FS	24.83	31.95	35.78	18.90	20.49	20.68	30.50	58.45	81.84	30.57	31.61	31.68
Query2Term-PRF	21.56	27.43	31.50	16.29	17.55	17.73	27.47	50.78	76.31	25.32	26.21	26.29
Query2Doc	27.00	33.92	37.63	20.46	22.15	22.34	34.26	60.11	82.72	32.64	33.73	33.78
Query2Doc-FS	27.23	<u>34.46</u>	37.96	20.37	22.15	22.33	<u>34.80</u>	61.94	83.46	33.14	<u>34.23</u>	<u>34.29</u>
Query2Doc-PRF	23.51	30.26	34.09	17.91	19.39	19.57	28.99	55.33	79.14	29.18	30.19	30.27
CoT	26.69	33.78	37.28	19.8	21.48	21.65	34.88	62.34	83.56	32.12	33.16	33.22
CoT-PRF	<u>27.78</u>	34.30	<u>38.04</u>	<u>21.45</u>	<u>23.06</u>	<u>23.24</u>	34.50	59.26	82.14	<u>33.25</u>	34.21	<u>34.29</u>
MILL	28.42	35.63	39.23	21.89	23.61	23.80	34.63	62.46	84.23	34.94	35.99	36.05

