

PETAILOR: Improving Large Language Models with a Tailored Chunk Scorer for Biomedical Triple Extraction

Mingchen Li¹, M.Chen¹, Huixue Zhou¹, Halil Kilicoglu², Rui Zhang¹

¹University of Minnesota Twin Cities ²University of Illinois at Urbana-Champaign

¹{li003378, zhou1742, zhan1386}@umn.edu, ²halil@illinois.edu

Abstract

Biomedical triple extraction systems aim to automatically extract biomedical entities and relations between entities. While current unified information extraction models showcase state-of-the-art performance, they face challenges in understanding relationships between entities within intricate biomedical sentences. Furthermore, the absence of a high-quality biomedical triple extraction dataset impedes the progress in developing robust triple extraction systems. To tackle these challenges, we propose a novel retrieval-based framework for biomedical triple extraction, namely PETAILOR, which explicitly retrieves the relevant document from our pre-built diverse chunk database using a novel tailored chunk scorer and integrates the retrieved information into the input of a Large Language Model (LLM) to generate the corresponding triple (head entity, relation, tail entity) for the input sentence. Additionally, we present GM-CIHT, an expert-annotated biomedical triple extraction dataset that covers a wider range of relation types. Experimental results show that our proposed PETAILOR method achieves state-of-the-art performance on GM-CIHT and two standard biomedical triple extraction datasets.¹

1 Introduction

Biomedical triple extraction aims to accurately identify relational triples (*head entity*, *relation*, *tail entity*) in biomedical text. This process involves recognizing biomedical entity pairs (*head* and *tail*) and extracting the *relation* between these paired entities. It is an important task in natural language processing, as the extracted information can be used to construct knowledge graphs (Fellbaum, 2010; Li et al., 2020) and for downstream applications, including link prediction (Li et al., 2022), drug repurposing (Zhang et al., 2021), question answering (Li and Ji, 2022).

Most efforts on triple extraction systems focus on employing either the table-filling method (Tang et al., 2022; Shang et al., 2022) or generation methods (Lu et al., 2022; Gao et al., 2023a). In particular, UniRel (Tang et al., 2022) employs the output probability matrix of an auto-encoding language model to assess both entity-entity interactions and entity-relation interactions, while UIE (Lu et al., 2022) transfers the different information extraction tasks such as named entity recognition (Li and Zhang, 2023; Li et al., 2023a), relation extraction (Sui et al., 2023; Chen et al., 2023) to a unified generation framework. However, the complexity of biomedical sentence descriptions and the reliance on domain-specific knowledge for biomedical relation definitions make it challenging for the model to accurately predict the correct relation type between two entities. This finding is further supported by our experiments, as detailed in Section 5.4.

With the advancement of LLMs (Ling et al., 2023), the concept of retrieval-augmented language model (Lewis et al., 2020; Li and Huang, 2023) has emerged as an alternative solution. These models retrieve knowledge from an external datastore to potentially reduce the difficulty of identifying biomedical relation triples. Previous methods involving retrieval-augmented language models typically require a fixed retriever, such as K-nearest neighbors (KNN), to retrieve the most relevant document for the input sentence. To adapt LLMs, some approaches treat the LLM as a black box and focus on making the retriever itself tunable (Shi et al., 2023). However, these methods mainly perform knowledge retrieval on unlabelled sentences, meaning that the model cannot be guided to recognise the relationships between entities in sentences. Moreover, these unlabelled sentences are likely to introduce words irrelevant to the relationship between entities, introducing noise that can adversely affect the performance of the model.

Another significant challenge in this field is the

¹The code is available here: <https://github.com/ToneLi/PETAILOR-for-bio-triple-extraction/tree/main>

scarcity of high-quality datasets. Current datasets do not offer enough variety in relation types. For instance, the BioRelEx dataset (Khachatrian et al., 2019) is restricted to just one relation type (Binding), while the ADE dataset (Gurulingappa et al., 2012) includes two relation types (Drug-adverse effect, Drug-dosage). As indicated by our medical expert, this limited range fails to accurately reflect the complex relationships that exist between biomedical entities.

To address the first challenge, inspired by (Kilicoglu et al., 2020), identifying the relation type between two entities in a sentence depends primarily on consecutive groups of words or chunks. For instance, in the sentence *Chitin synthetase was activated by fungal acid proteases; however, it was subsequently destroyed by proteases from both animal and plant sources*, the *STIMULATES* relationship between head entity *proteases* and tail entity *synthetase* is discerned from the key chunk *was activated by*. Therefore, we propose a novel retrieval-augmented language framework for biomedical triple extraction, namely PETAILOR (**P**ersonal **T**ailor), which is enhanced by a new tailored chunk scorer. PETAILOR consists of three major steps: (1) constructing the diverse chunk database; (2) training the tailored chunk scorer to select the relevant document for the input sentence, the relevant document is from the diverse chunk database; (3) incorporating the retrieved document into the LLM to generate the triple for the given sentence. Additionally, for the second challenge, we developed a high-quality biomedical triple extraction dataset GM-CIHT (**G**eneral **B**io**M**edical and **C**omplementary and **I**ntegrative **H**ealth **T**riples),² characterized by its high-quality annotations and comprehensive coverage of relation types. We perform extensive experiments and demonstrate the effectiveness of our proposed PETAILOR framework, showing significant improvement over strong baseline models. The contributions of this work can be summarized as follows:

- We propose PETAILOR, a new framework that automatically retrieval chunk information from pre-constructed diverse chunk database for triple extraction;
- We propose a learnable tailored chunk scorer to adapt LLM, utilizing the LLM scores as a supervision signal.

²Complementary and Integrative Health refers to non-drug therapies.

- We introduce a biomedical triple extraction dataset GM-CIHT with high-quality annotations and comprehensive coverage of relation types.
- We conduct a thorough analysis of our method, including an ablation study, demonstrating the robustness of our framework.

2 Related Work

2.1 Triple Extraction Methods

Most previous studies on triple extraction are directed toward employing either the table-filling method (Tang et al., 2022; Shang et al., 2022; Liu et al., 2023) or generation methods (Lu et al., 2022; Gao et al., 2023a; Fei et al., 2022; Lou et al., 2023; Tan et al., 2022). For example, UniRel (Tang et al., 2022) models entity-entity interactions and entity-relation interactions in one single interaction map, which is predicted by the output probability matrix of auto-encoding language models, such as BERT (Devlin et al., 2018). OneRel (Shang et al., 2022) introduces "BIE" (Begin, Inside, End) signs to indicate the position information of a token within entities and utilizes the labeled relationship in BIE to denote the relationship. UIE (Lu et al., 2022) explores the ability to universally model various information extraction tasks and adaptively generate the content of the different tasks. E2H (Gao et al., 2023a) employs a three-stage approach to enhance entity recognition, relation recognition, and triple extraction capabilities. Compared with all these studies, our focus is on utilizing the retrieval-augmented language model to prompt the model to accurately retrieve chunk information and generate triples.

2.2 Retrieval-Augmented Language Models (RALMs)

Many studies (Lewis et al., 2020; Guu et al., 2020; Gao et al., 2023b; Li et al., 2023b; Ram et al., 2023; Shi et al., 2023; Li and Huang, 2023), have been proposed to use retrieved information from various knowledge stores to better understand the text or generate the expected output. For example, KIRST (Li and Huang, 2023) dynamically injects retrieved entity and attribute knowledge from the knowledge graph when generating the entity or attribute in the task of entity stage changes. RAG (Lewis et al., 2020) uses the maximum inner product search (MIPS) to find the top-K documents which are combined with a query to predict

the answers. To enhance retrieval capability, RePLUG (Shi et al., 2023) treats the language model as a black box and enhances retrieval performance by leveraging the language model’s output. Inspired by these studies, we retrieve knowledge from a pre-constructed chunk database and further optimize the retriever using the output of the LLM. As far as we know, we are the first to utilize the RALMs in biomedical triple extraction.

2.3 Biomedical Triple Extraction Datasets

There is some prior research (Khachatrian et al., 2019; Gurulingappa et al., 2012; Cheng et al., 2008; Taboureau et al., 2010) that focuses on biomedical triple extraction dataset construction through expert annotation. For example, the BioRelEx (Khachatrian et al., 2019) annotates 2,010 sentences extracted from biomedical literature, specifically addressing binding interactions involving proteins and/or biomolecules. ADE (Gurulingappa et al., 2012) involves the manual annotation of 4,272 sentences from medical reports, specifically focusing on descriptions of drug-related adverse effects. DDI (Segura-Bedmar et al., 2013) consists of five relation types (mechanism, effect, advice, int, None) extracted from MedLine abstracts. Despite their success, these datasets lack sufficient variety in relation types to adequately represent the connections among biomedical entities. Therefore, we introduce GM-CIHT in our work to address this limitation.

3 GM-CIHT

Due to the annotation costs, dataset availability is a primary bottleneck for biomedical triple extraction. Annotating over a thousand pieces of data is a demanding task for experts. In order to reduce the burden of labeling, we propose repurposing an established expert-annotated dataset Medical Triple Classification Dataset (MTCD) (Zhang et al., 2021) from the broader biomedical domain. Simultaneously, we have also undertaken the annotation of 2,450 sentences on non-drug therapies, a task completed by two medical experts. For the required domain expertise, we enlisted the services of two medical experts who worked for 12 weeks. Each expert worked 25 hours per week at a rate of \$26 per hour.

3.1 Repurposing MTCD

MTCD, designed for medical triple classification, consists of 4,352 positive and 2,140 negative pairs

sourced from SemMedDB (Kilicoglu et al., 2012). These pairs were annotated by medical experts with prior experience in medical annotations and covered 20 distinct relation types. As the nature of the task in triple classification differs from triple extraction, in our study, we initially selected 4,352 positive data instances from MTCD as the source dataset and relabeled the positive data instance.

3.2 Non-Drug Therapy Annotation

The CIHT (Complementary and Integrative Health Triples) dataset focuses on the relationship between complementary and integrative health (CIH) therapies and their impact on diseases, genes, gene products, and chemicals. We defined CIH entities and relation types based on CIHLex (Zhou et al., 2023). To collect data, we utilized all terms in CIHLex to search articles from the abstracts of the PubMed (White, 2020) bibliographic database related to CIH. From the initial pool of articles retrieved using CIHLex terms, we narrowed down our selection by refining the retrieved abstracts using PubTator (Wei et al., 2013). This refinement aimed to identify abstracts containing terms related to diseases, genes, and chemicals. We randomly selected 400 abstracts to be included in our dataset. Subsequently, experts with a Doctor of Chiropractic (DC) degree annotated the dataset according to our pre-defined guidelines. For further details regarding the guidelines, please refer to Appendix A.2. To assess the annotation quality, in line with prior work (Zhou et al., 2023), two annotators independently reviewed a shared set of 10% of the notes. Each annotator then individually annotated the remaining notes. Subsequently, we utilized Cohen’s Kappa for token-based annotation to evaluate the inter-annotator agreement for the CIHT dataset annotations. The Cohen’s Kappa score was determined to be 87.99%.

3.3 Data Statistics and Comparison with Other Datasets

In Table 1, we show the statistics for GM-CIHT as well as the comparable values for seven widely-used biomedical triple extraction datasets, BioRelEx (Khachatrian et al., 2019), ADE (Gurulingappa et al., 2012), CHEMPROT (Taboureau et al., 2010), DDI (Segura-Bedmar et al., 2013), COMAGC (Lee et al., 2013), EUADR (Van Muligen et al., 2012), PolySearch (Cheng et al., 2008). GM-CIHT differs from other triple extraction datasets because it includes a broader array of

relation types, encompassing 22 distinct types. Additionally, the GM-CIHT dataset consists of 4,691 labeled sentences, surpassing the size of all other datasets. This demonstrates GM-CIHT provides a valuable benchmark for biomedical triple extraction. For detailed statistics on each relation type and the respective definitions, please refer to the Appendix A.3.

Dataset	# Entities	#Relation Types	# sentences
BioRelEx (Khachatryan et al., 2019)	9,871	1	2,010
ADE (Gurulingappa et al., 2012)	11,070	2	4,272
CHEMPROT (Taboureau et al., 2010)	–	14	3,895
DDI (Segura-Bedmar et al., 2013)	13,107	5	–
COMAGC (Lee et al., 2013)	541	15	821
EUADR (Van Mulligen et al., 2012)	339	4	355
PolySearch (Cheng et al., 2008)	255	2	522
GM-CIHT (our dataset)	5,644	22	4,691

Table 1: Comparing GM-CIHT to the seven commonly used biomedical triple extraction datasets. GM-CIHT contains 3,734 training instances, 465 testing instances, and 492 validation instances.

4 OUR METHOD: PETAILOR

The primary objective of our framework is to generate the triple (h, r, t) from the given biomedical sentence. Figure 1 gives an overview our PETAILOR, which consists of three major parts:

(a) Diverse Chunk Database Construction involves three substeps: 1) The Relational Key-Value Memory (RKVM) M is constructed using the validation dataset of GM-CIHT. 2) The Chunk Retriever is applied to retrieve the relevant relational key-value (relation chunk-relation type) pairs for the input sentence. 3) The diversity operation utilizes the relevant key-value pairs, in conjunction with the most relevant (sentence, relation) pair from the validation datasets of GM-CIHT for each input sentence, to build the diverse chunk database.

(b) Tailored Chunk Scorer Training The training process for the Tailored Chunk Scorer focuses on selecting the most relevant document from a diverse chunk database for a given input sentence, this training is guided by the LLM scores.

(c) Information Extractor The document with the highest weight score from the diverse chunk database is integrated into the input of the LLM to generate the triple.

4.1 Diverse Chunk Database Construction

4.1.1 RKVM Construction

Based on insights from medical experts, in the biomedical triple extraction, the identification of relation type relies exclusively on consecutive words (chunks) within a sentence. Therefore, we construct a key-value memory based on chunks to aid in relation identification. Specifically, we select the validation dataset in GM-CIHT to aid in constructing the source dataset $D = \{s, r_s\}$, where s denotes the sentence and r_s signifies the relation type of the entity pair in sentence s . All the sentences in D come from the validation dataset in GM-CIHT. Subsequently, the sentence s is divided into v chunks, each with a length of $m = l/v$, where l represents the length of the s . Following this, we compute the similarity between each relation type r_s and the v -th chunk C_v^s in sentence s using the cosine similarity $S(\cdot, \cdot)$, as follows:

$$\text{sim}(T(r_s), C_v^s) = S(\mathbf{E}(T(r_s)), \mathbf{E}(C_v^s))$$

where $T(r_s)$ is the text description of relation type r_s . The text descriptions of all relation types are provided in Appendix A.3. $\mathbf{E}(\cdot)$ is the encoder function, we used MedLLaMA 13B (Wu et al., 2023) as $\mathbf{E}(\cdot)$ in our work. Subsequently, for each value r_s in M , we determine its associated key by selecting the top two chunks from the sentence s . RKVM M can be defined as:

$$M_r^s = \{(\underbrace{C_1^s}_{\text{key}}, \underbrace{r_s}_{\text{value}}), (\underbrace{C_2^s}_{\text{key}}, \underbrace{r_s}_{\text{value}})\}$$

$$M = \{M_r^s\}$$

Where, C_1^s and C_2^s represent the top-1 and top-2 chunks, respectively, for the relation r_s within the sentence s . For example, in Figure 1, the sub memory M_{r1}^{s1} pertaining to relation $r1$ regarding sentence $s1$ can be defined as follows: (C_1^{s1}, r_{s1}) and (C_2^{s1}, r_{s1}) .

4.1.2 Chunk Retriever

The chunk retriever aims to get the most relevant key-value ($k-v$) pairs from RKVM for the i -th split chunk C_i^x which has the same length as C_v^s in input sentence x . More specifically, we use MedLLaMA 13b as our encoder to map each key k and chunk C_i^x to the embeddings $\mathbf{E}(k)$ and $\mathbf{E}(C_i^x)$. The similarity between the chunk embedding and key embedding is computed by the cosine similarity:

$$\text{sim}(k, C_i^x) = S(\mathbf{E}(k), \mathbf{E}(C_i^x))$$

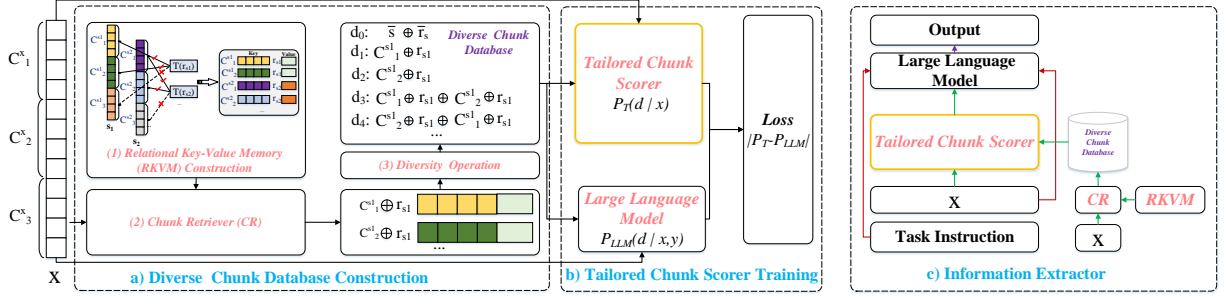


Figure 1: Overview of PETAILOR.

Subsequently, the *key* with the highest similarity, along with its corresponding *value*, will serve as the retrieved key-value pair a_i for chunk C_i^x . So the retrieved key-value pairs A_x for the input sentence x can be represented by:

$$A_x = \{a_0, a_1, \dots, a_i\}, a_i = k_i \oplus v_i$$

4.1.3 Diversity Operation

Retrieving diverse knowledge has shown the potential to enhance the generation capabilities in NLP tasks, as observed in tasks like Dialogue State Tracking (King and Flanigan, 2023). In our study, we assume that diverse knowledge has the potential to offer more meaningful and rich information to guide the LLM and enhance its ability in relation identification. Therefore, we use permutation as the diversity operation in our work. Specifically, we considered all combinations within A_x and the (\bar{s}, \bar{r}_s) pair as the Diverse Chunk Database \hat{A}_x . Here, (\bar{s}, \bar{r}_s) is selected from the source dataset $D = \{(s, r_s)\}$, demonstrating the highest cosine similarity with x .

$$\hat{A}_x = \{\underbrace{\bar{s} \oplus \bar{r}_s}_{d_0}, a_0, a_1, \dots, \underbrace{a_{i-1} \oplus a_i}_{d_j}\}$$

For example, as shown in Figure 1, $A_x : (C_1^{s1} \oplus r_{s1}, C_2^{s1} \oplus r_{s1}) \rightarrow \hat{A}_x : (\bar{s} \oplus \bar{r}_s, C_1^{s1} \oplus r_{s1}, C_2^{s1} \oplus r_{s1}, C_1^{s1} \oplus r_{s1} \oplus C_2^{s1} \oplus r_{s1}, C_2^{s1} \oplus r_{s1} \oplus C_1^{s1} \oplus r_{s1})$

4.2 Tailored Chunk Scorer Training

4.2.1 Tailored Chunk Scorer

There exists a different weight value between input sentence x and document d_j in \hat{A}_x . Tailored Chunk Scorer aims to learn the weight value between input context x and each d_j . Specifically, the input sentence x and each document d_j in \hat{A}_x are encoded into the sentence embedding $E(x)$ and

document embedding $E(d_j)$. We then calculate the similarity of each document d_j by:

$$P_T(d_j|x) = \frac{e^{\text{sim}(x, d_j)/\eta}}{\sum_{d_j \in \hat{A}_x} e^{\text{sim}(x, d_j)/\eta}}$$

Where η represents a hyperparameter that regulates the temperature of the softmax function. The document retrieval likelihood $P_T(d|x)$ is calculated by calculating the highest probability between document d_j and input sentence x .

4.2.2 Training the Tailored Chunk Scorer

We use the LLM as a scoring function to help train the Tailored Chunk Scorer and measure how much each document d_j could improve the LLM perplexity. In the training process, the d_j that makes the LLM's output as close as possible to the ground truth is considered to be providing the document that the LLM needs. Specifically, we first compute $P_{LLM}(y|d_j, x)$, the LLM probability of the ground truth relation type y given the input sentence x and a document d_j . The higher the probability, the better the document d_j is at improving the LLM's perplexity. So we compute the LM likelihood of each document d_j as follows:

$$P_{LLM}(d|x, y) = \max(P_{LLM}(y|d_1, x), \dots, P_{LLM}(y|d_j, x))$$

The Tailored Chunk Scorer is trained by minimizing the loss function between the document retrieval likelihood and LM likelihood:

$$L = \frac{1}{|B|} \sum_{x \in B} |P_T(d|x) - P_{LLM}(d|x, y)|$$

where B is a set of input sentences.

4.3 Information Extractor

First, we construct the two different instruction-based datasets for triple extraction and relation extraction. Specifically, as the example of triple extraction, the dataset contains four components: 1)

Instruction (I), which guides LLM to generate the triples for each sentence, the instruction is manually defined. 2) Example, we employ the trained tailored chunk scorer to assign weights to each document in \hat{A}_x for each input context x , the document \bar{d}_j with the highest weight score is regarded as the example. To adapt various tasks, such as triple extraction, we augment calculated relevant document \bar{d}_j by adding the head entity and tail entity to both the beginning and end positions of the chunk C in document \bar{d}_j . This is done by randomly selecting the head and tail entity associated with the r from the source dataset D . 3) Input sentence x . 4) gold triples t . The triple t in our model is predicted by the function,

$$P(t|x) = P(t|I \oplus \bar{d}_j \oplus x)$$

In the generation progress, instruction I , example \bar{d}_j , and input sentence x are fed into the LLM to generate the triple y of the x .

5 Experiments

5.1 Evaluation Metrics

Same as (Tang et al., 2022; Zeng et al., 2019), triple is regarded as correct when its relation type, the head entity and the tail entity are all correct. For example, in the sentence: *Infusion of prostacyclin (PGI2) reportedly attenuates renal ischemic injury in the dog and the rat.*, triple $\langle \text{Infusion}, \text{treats}, \text{rat} \rangle$ is regarded as correct while $\langle \text{injury}, \text{treats}, \text{rat} \rangle$ is not. Following the evaluation method of the previous work (Tang et al., 2022; Shang et al., 2022; Lu et al., 2022; Gao et al., 2023a), we evaluated all the models and reported the evaluation metric, including Micro Precision, Recall, and F1-score for all experiments. In the task of relation extraction, we have the same evaluation metric.

5.2 Datasets

The constructed biomedical triple extraction dataset GM-CIHT is used as the benchmark dataset. To further validate the universality of our framework, we also assess our model on two commonly utilized biomedical datasets: CHEMPROT (Taboureau et al., 2010) and DDI (Segura-Bedmar et al., 2013). For additional data statistics, please refer to Appendix A.1.

5.3 Baselines

We selected six models as the baseline for the triple extraction task, encompassing state-of-the-art mod-

els across eight commonly used datasets for triple extraction within the general domain, including news, encyclopedia texts, and more. They are UniRel (Tang et al., 2022), OneRel (Shang et al., 2022), UIE (base) (Lu et al., 2022), UIE (large) (Lu et al., 2022), E2H (base) (Gao et al., 2023a), and E2H (large) (Gao et al., 2023a). Details about these specific models can be found in Table 9 of Appendix A.6.

We also assess the performance of PETAILOR by comparing it with several robust baselines built on state-of-the-art LLMs, including **1) GPT-3.5/4³**: GPT-3.5-turbo (P1), GPT-3.5-turbo (P2), GPT-4 (P1), and GPT-4 (P2). For these models, we formulate prompts to guide the GPT models in generating triples for each input sentence, along with providing the corresponding relation definitions in the prompts. The distinction between prompt (P1) and prompt (P2) lies in the output format. For more detailed information, please refer to Appendix A.4. We also include the **2) LLaMA family** as baselines, namely MedLLaMA 13B (Wu et al., 2023) and LLaMA2-(7b, 13b) (Touvron et al., 2023). **3) Retrieval-augmented Large Language Model (RA-LLM)**: We include the retrieval-augmented method RA-KNN- n as a baseline. Specifically, adopting the approach of (Li and Zhang, 2023), we feed the top n sentences to the input of LLM. These sentences, determined by the KNN method, are retrieved from our validation dataset. We reported the model results when $n = 20$, based on LLaMA2 13B, as it achieves the highest performance when n varies from 1 to 30. For additional details and a more in-depth analysis of the different retrieval-augmented LLMs, please refer to Appendix A.7. Although our model shares similarities with REPLUG (Shi et al., 2023), we encountered difficulties in reproducing their work due to the unavailability of the code. Consequently, we did not include the results of REPLUG (Shi et al., 2023) in the triple extraction task.

5.4 Results and Discussion

Table 2 presents the experiment results of various approaches based on Precision, Recall and F value. Results are the average over 5 runs. We have the following observations: (1) our PETAILOR significantly outperforms all the strong baselines across all evaluation metrics. (2) We observe that PETAILOR improve the original LLaMA2 7B, MedL-

³<https://platform.openai.com/docs/models/overview>

Approach	Triple			Head Entity			Tail Entity			Relation		
	Precision	Recall	F1	Precision	Recall	F1	Precision	Recall	F1	Precision	Recall	F1
UniRel (Tang et al., 2022)	36.36	12.50	18.60	65.18	24.83	35.96	56.14	21.12	30.69	86.60	34.15	48.98
OneRel (Shang et al., 2022)	47.97	52.01	44.52	65.26	71.54	60.00	68.16	75.46	62.15	74.70	82.94	67.96
UIE (base) (Lu et al., 2022)	34.81	30.59	32.56	76.04	66.81	71.13	79.26	69.63	74.13	42.96	37.74	40.18
UIE (large) (Lu et al., 2022)	33.99	29.93	31.83	77.83	68.55	72.90	79.56	70.07	74.51	43.10	37.96	40.37
E2H (base) (Gao et al., 2023a)	31.29	26.68	28.80	72.52	61.82	66.74	80.15	68.32	73.77	40.96	34.92	37.70
E2H (large) (Gao et al., 2023a)	31.47	26.89	29.00	74.87	63.99	69.00	78.17	66.81	72.04	41.62	35.57	38.36
GPT-3.5-turbo (P1)	7.27	4.08	5.23	38.13	21.08	27.15	25.77	14.41	18.48	35.08	18.71	24.40
GPT-3.5-turbo (P2)	6.46	6.02	6.23	36.04	32.47	34.16	25.58	23.66	24.58	30.51	27.10	28.70
GPT-4 (P1)	9.51	9.25	9.38	36.94	35.91	36.42	26.33	25.59	25.95	41.37	40.22	40.79
GPT-4 (P2)	9.48	9.46	9.47	35.56	35.48	35.52	25.00	24.95	24.97	42.45	42.37	42.41
RA-KNN-n	77.92	77.42	77.66	90.69	90.10	90.39	88.74	88.17	88.45	83.98	83.44	83.71
LLaMA2 7B (Touvron et al., 2023)	63.06	45.16	52.63	87.08	62.36	72.68	84.38	60.43	70.43	72.07	51.61	60.15
LLaMA2 7B + PETAILOR	68.05	66.88	67.46	86.43	84.96	85.68	84.68	83.22	83.94	77.24	75.91	76.57
MedLLaMA 13B (Wu et al., 2023)	58.70	36.98	45.38	90.44	56.99	69.92	69.28	43.65	53.56	83.27	52.47	64.37
MedLLaMA 13B+PETAILOR	76.88	76.56	76.72	92.22	91.83	92.03	90.06	89.68	89.87	83.37	83.01	83.19
LLaMA2 13B (Touvron et al., 2023)	72.14	70.75	71.44	88.37	86.66	87.51	86.62	84.94	85.77	81.57	80.00	80.78
LLaMA2 13B + PETAILOR	81.78	81.07	81.42	92.84	92.04	92.44	91.76	90.96	91.36	87.20	86.45	86.82

Table 2: Results of various approaches for triple extraction on GM-CIHT. **PETAILOR** improves **LLaMA2 7B**, **MedLLaMA 13B**, **LLaMA2 13B** and **OneRel** by **14.83%**, **31.34%**, **9.98%** and **32.20%** respectively, in terms of Triple-F1.

LaMA 13B and LLaMA2 13B by 14.83%, 31.34% and 9.98% respectively, in terms of Triple-F1. This improvement underscores the effectiveness of using the retrieved chunk document, obtained through the trained tailored chunk scorer, to augment the LLM. (3) Applying state-of-the-art triple extraction models from the general domain to the biomedical domain exposes their diminished effectiveness, despite their strong performance in the general domain. We hypothesize that the primary cause of the observed results is the failure of these models to discern relationships within complex biomedical sentences, as shown in Table 2. (4) We observed that even though our model retrieves only the top-1 document from the diverse chunk database, it still outperforms the KNN-based RA-LLM in retrieving the top-20 documents. We speculate that the reason for this improvement is that PETAILOR retrieves diverse chunk documents using a tailored chunk scorer, thereby enhancing the model’s performance. (5) GPT-3.5/4 exhibits the lowest performance. The main reason is that the reported results are in the zero-shot setting due to the unavailability of open resources. (6) UniRel performs significantly worse than OneRel, primarily due to the superiority of the BIE operation in OneRel compared to the Interaction Map in UniRel for entity recognition.

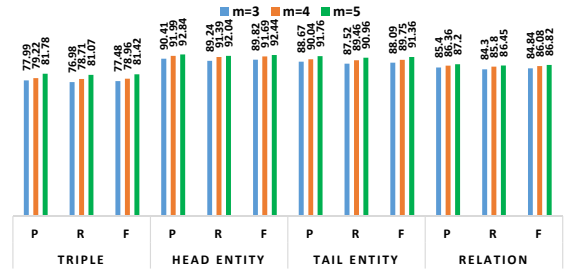


Figure 2: PETAILOR performance with different chunk length (m) in the triple extraction task. P is Precision, R is Recall and F is F1-score.

5.5 Analysis

5.5.1 The Impact of Chunk Sizes

In our proposed model, there is a parameter that controls the chunk size: $m \in \{3, 4, 5\}$. This parameter aids in retrieving relational information, considering that the input sentence often contains noise that can impact relation identification. We analyze the impact of the different m in these two tasks, as shown in Figure 2. Due to space constraints, we just chose LLaMA2 13B + PETAILOR as the base model to discuss the model performance with varying values of m . When $m = 5$, the model could get the best performance, indicating the importance of modeling more rich chunk information.

5.5.2 Ablation Experiments

The contribution of our model components can also be learned from ablated models. We introduce two ablated models of PETAILOR, (1) PETAILOR-

Approach	Precision	Recall	F1
LLM + PETAILOR	81.78	81.07	81.42
LLM+PETAILOR -WTCS	79.31	79.14	79.22
LLM+PETAILOR -WD	75.93	74.62	75.27

Table 3: PETAILOR performance about its ablated model. we chose the LLaMA2 13B as the LLM.

WTCS uses a cosine similarity to choose the most relevant document from diverse chunk database, without using the Tailored Chunk Scorer. (2) PETAILOR-WD does not consider the diversity of the chunk database. In these experiments, we selected LLaMA2 13B + PETAILOR as it demonstrated the highest performance from Table 2. We find that the performance of PETAILOR degrades as we remove important model components. Specifically, as shown in Figure. 3 both PETAILOR-WTCS and PETAILOR-WD perform poorly when compared to PETAILOR, indicating the importance of training a tailored chunk scorer to adapt the LLM and improve the diversity of chunk database.

5.6 Model Generality

	DDI	ChemProt
UniRel (Tang et al., 2022)	23.14	21.79
OneRel (Shang et al., 2022)	22.09	44.68
UIE (base) (Lu et al., 2022)	28.94	46.41
UIE (large) (Lu et al., 2022)	30.68	47.94
E2H (base) (Gao et al., 2023a)	30.92	47.68
E2H (large) (Gao et al., 2023a)	30.92	48.80
GPT-4 (P1)	8.47	26.42
GPT-4 (P2)	6.50	26.61
RA-KNN-n	25.51	85.08
MedLLaMA 13B (Wu et al., 2023)	27.08	69.64
MedLLaMA 13B+PETAILOR	31.00	76.40
LLaMA2 13B (Touvron et al., 2023)	26.79	84.88
LLaMA2 13B + PETAILOR	29.06	88.83

Table 4: F1 Result of various approaches for triple extraction on DDI and Chemprot.

To assess the generality of the model, we conducted experiments on two widely used biomedical triple extraction datasets: DDI and ChemProt. The model parameters utilized in GM-CIHT are applied to these datasets. Table 2 displays the experiment results of various approaches based on the F-value. The comprehensive results including Precision, Recall, and F-value can be found in Appendix A.5. We have the following observations:

(1) our PETAILOR still outperforms all baselines across F1 value on these open datasets. (2) We observe that PETAILOR improve the original MedLLaMA 13B and LLaMA2 13B by 3.92%, 2.27% respectively on the DDI. The model MEDLLAMA 13+PETAILOR achieves a similar performance to the best baseline E2H, we found that the F1 performance of our method on entity recognition is 57%. It remains challenging to recognize some complex biomedical words, such as *halogenated hydrocarbon general anesthetics*. (3) The lower performance observed in Unirel and Onerel can be attributed to the table-filling method struggling to recognize complex biomedical entities. For instance, Unirel achieves only 11% for tail entity recognition.

6 Conclusion

In this paper, we introduce a novel biomedical triple extraction framework called PETAILOR. Unlike the traditional retrieval-argument language model, our framework retrieval the knowledge from the diverse chunk database and adapts the tailored chunk scorer to the LLM. Additionally, we create a biomedical triple extraction dataset with extensive relation type coverage and expert annotations. Experimental results show that our framework achieves consistent improvements over various baselines. Our method is also flexible, we intend to explore its effectiveness on other medical NLP tasks including medical text classification.

7 Limitations

In the progression of constructing the relational key-value memory, we utilize an automated approach to evaluate the similarity between a chunk and its associated relation type. However, this progress lacks expert guidance, so in the future, the goal is to have our medical experts actively participate in labeling the connections between each chunk and its relation type, fostering a collaborative effort that aims to significantly improve the accuracy of the system.

Despite our model’s better performance, we have opted to designate the chunk size as a tunable parameter. However, adjusting this parameter entails a considerable time investment in the tuning process. Moving forward, we plan to enable our model to autonomously learn the optimal chunk size, streamlining and automating this aspect for enhanced efficiency in future iterations.

Acknowledgements

This work was supported by the National Institutes of Health’s National Center for Complementary and Integrative Health grant number R01AT009457 and National Institute on Aging grant number R01AG078154. The content is solely the responsibility of the authors and does not represent the official views of the National Institutes of Health. We would also like to express our gratitude to all the medical annotators who contributed to the creation of the dataset.

References

- Hui Chen, Pengfei Hong, Wei Han, Navonil Majumder, and Soujanya Poria. 2023. Dialogue relation extraction with document-level heterogeneous graph attention networks. *Cognitive Computation*, pages 1–10.
- Dean Cheng, Craig Knox, Nelson Young, Paul Stothard, Sambasivarao Damaraju, and David S Wishart. 2008. Polysearch: a web-based text mining system for extracting relationships between human diseases, genes, mutations, drugs and metabolites. *Nucleic acids research*, 36(suppl_2):W399–W405.
- Jacob Devlin, Ming-Wei Chang, Kenton Lee, and Kristina Toutanova. 2018. Bert: Pre-training of deep bidirectional transformers for language understanding. *arXiv preprint arXiv:1810.04805*.
- Hao Fei, Shengqiong Wu, Jingye Li, Bobo Li, Fei Li, Libo Qin, Meishan Zhang, Min Zhang, and Tat-Seng Chua. 2022. Lasuie: Unifying information extraction with latent adaptive structure-aware generative language model. *Advances in Neural Information Processing Systems*, 35:15460–15475.
- Christiane Fellbaum. 2010. Wordnet. In *Theory and applications of ontology: computer applications*, pages 231–243. Springer.
- Chang Gao, Wenxuan Zhang, Wai Lam, and Lidong Bing. 2023a. Easy-to-hard learning for information extraction. *arXiv preprint arXiv:2305.09193*.
- Luyu Gao, Zhuyun Dai, Panupong Pasupat, Anthony Chen, Arun Tejasvi Chaganty, Yicheng Fan, Vincent Zhao, Ni Lao, Hongrae Lee, Da-Cheng Juan, et al. 2023b. Rarr: Researching and revising what language models say, using language models. In *Proceedings of the 61st Annual Meeting of the Association for Computational Linguistics (Volume 1: Long Papers)*, pages 16477–16508.
- Harsha Gurulingappa, Abdul Mateen Rajput, Angus Roberts, Juliane Fluck, Martin Hofmann-Apitius, and Luca Toldo. 2012. Development of a benchmark corpus to support the automatic extraction of drug-related adverse effects from medical case reports. *Journal of biomedical informatics*, 45(5):885–892.
- Kelvin Guu, Kenton Lee, Zora Tung, Panupong Pasupat, and Mingwei Chang. 2020. Retrieval augmented language model pre-training. In *International conference on machine learning*, pages 3929–3938. PMLR.
- Hrant Khachatrian, Lilit Nersisyan, Karen Hambarzumyan, Tigran Galstyan, Anna Hakobyan, Arsen Arakelyan, Andrey Rzhetsky, and Aram Galstyan. 2019. Biorelex 1.0: Biological relation extraction benchmark. In *Proceedings of the 18th BioNLP Workshop and Shared Task*, pages 176–190.
- Halil Kilicoglu, Graciela Rosembat, Marcelo Fiszman, and Thomas C Rindfleisch. 2011. Constructing a semantic predication gold standard from the biomedical literature. *BMC Bioinformatics*, 12(1):1–17.
- Halil Kilicoglu, Graciela Rosembat, Marcelo Fiszman, and Dongwook Shin. 2020. Broad-coverage biomedical relation extraction with semrep. *BMC bioinformatics*, 21:1–28.
- Halil Kilicoglu, Dongwook Shin, Marcelo Fiszman, Graciela Rosembat, and Thomas C Rindfleisch. 2012. SemMedDB: a PubMed-scale repository of biomedical semantic predications. *Bioinformatics*, 28(23):3158–3160.
- Brendan King and Jeffrey Flanigan. 2023. Diverse retrieval-augmented in-context learning for dialogue state tracking. *arXiv preprint arXiv:2307.01453*.
- Hee-Jin Lee, Sang-Hyung Shim, Mi-Ryoung Song, Hyunju Lee, and Jong C Park. 2013. Comagc: a corpus with multi-faceted annotations of gene-cancer relations. *BMC bioinformatics*, 14:1–17.
- Patrick Lewis, Ethan Perez, Aleksandra Piktus, Fabio Petroni, Vladimir Karpukhin, Naman Goyal, Heinrich Küttler, Mike Lewis, Wen-tau Yih, Tim Rocktäschel, et al. 2020. Retrieval-augmented generation for knowledge-intensive nlp tasks. *Advances in Neural Information Processing Systems*, 33:9459–9474.
- Mingchen Li, Junfan Chen, Samuel Mensah, Nikolaos Aletras, Xiulong Yang, and Yang Ye. 2022. A hierarchical n-gram framework for zero-shot link prediction. *arXiv preprint arXiv:2204.10293*.
- Mingchen Li and Lifu Huang. 2023. Understand the dynamic world: An end-to-end knowledge informed framework for open domain entity state tracking. *arXiv preprint arXiv:2304.13854*.
- Mingchen Li and Shihao Ji. 2022. Semantic structure based query graph prediction for question answering over knowledge graph. *arXiv preprint arXiv:2204.10194*.
- Mingchen Li, Yang Ye, Jeremy Yeung, Huixue Zhou, Huaiyuan Chu, and Rui Zhang. 2023a. W-procer: Weighted prototypical contrastive learning for medical few-shot named entity recognition. *arXiv preprint arXiv:2305.18624*.

- Mingchen Li and Rui Zhang. 2023. How far is language model from 100% few-shot named entity recognition in medical domain. *arXiv preprint arXiv:2307.00186*.
- Mingchen Li, Zili Zhou, and Yanna Wang. 2020. Multi-fusion chinese wordnet (mcw): Compound of machine learning and manual correction. *arXiv preprint arXiv:2002.01761*.
- Xingxuan Li, Ruochen Zhao, Yew Ken Chia, Bosheng Ding, Lidong Bing, Shafiq Joty, and Soujanya Poria. 2023b. Chain of knowledge: A framework for grounding large language models with structured knowledge bases. *arXiv preprint arXiv:2305.13269*.
- Chen Ling, Xujiang Zhao, Jiaying Lu, Chengyuan Deng, Can Zheng, Junxiang Wang, Tanmoy Chowdhury, Yun Li, Hejie Cui, Tianjiao Zhao, et al. 2023. Domain specialization as the key to make large language models disruptive: A comprehensive survey. *arXiv preprint arXiv*, 2305.
- Chengyuan Liu, Fubang Zhao, Yangyang Kang, Jingyuan Zhang, Xiang Zhou, Changlong Sun, Fei Wu, and Kun Kuang. 2023. Rexuie: A recursive method with explicit schema instructor for universal information extraction. *arXiv preprint arXiv:2304.14770*.
- Jie Lou, Yaojie Lu, Dai Dai, Wei Jia, Hongyu Lin, Xianpei Han, Le Sun, and Hua Wu. 2023. Universal information extraction as unified semantic matching. *arXiv preprint arXiv:2301.03282*.
- Yaojie Lu, Qing Liu, Dai Dai, Xinyan Xiao, Hongyu Lin, Xianpei Han, Le Sun, and Hua Wu. 2022. Unified structure generation for universal information extraction. *arXiv preprint arXiv:2203.12277*.
- Ori Ram, Yoav Levine, Itay Dalmedigos, Dor Muhlga, Amnon Shashua, Kevin Leyton-Brown, and Yoav Shoham. 2023. In-context retrieval-augmented language models. *arXiv preprint arXiv:2302.00083*.
- Isabel Segura-Bedmar, Paloma Martínez Fernández, and María Herrero Zazo. 2013. Semeval-2013 task 9: Extraction of drug-drug interactions from biomedical texts (ddiextraction 2013). Association for Computational Linguistics.
- Yu-Ming Shang, Heyan Huang, and Xianling Mao. 2022. Onerel: Joint entity and relation extraction with one module in one step. In *Proceedings of the AAAI Conference on Artificial Intelligence*, volume 36, pages 11285–11293.
- Weijia Shi, Sewon Min, Michihiro Yasunaga, Minjoon Seo, Rich James, Mike Lewis, Luke Zettlemoyer, and Wen-tau Yih. 2023. Replug: Retrieval-augmented black-box language models. *arXiv preprint arXiv:2301.12652*.
- Dianbo Sui, Xiangrong Zeng, Yubo Chen, Kang Liu, and Jun Zhao. 2023. Joint entity and relation extraction with set prediction networks. *IEEE Transactions on Neural Networks and Learning Systems*.
- Olivier Taboureaux, Sonny Kim Nielsen, Karine Audouze, Nils Weinhold, Daniel Edsgård, Francisco S Roque, Irene Kouskoumvekaki, Alina Bora, Ramona Curpan, Thomas Skøt Jensen, et al. 2010. Chemprot: a disease chemical biology database. *Nucleic acids research*, 39(suppl_1):D367–D372.
- Zeqi Tan, Yongliang Shen, Xuming Hu, Wenqi Zhang, Xiaoxia Cheng, Weiming Lu, and Yueting Zhuang. 2022. Query-based instance discrimination network for relational triple extraction. *arXiv preprint arXiv:2211.01797*.
- Wei Tang, Benfeng Xu, Yuyue Zhao, Zhendong Mao, Yifeng Liu, Yong Liao, and Haiyong Xie. 2022. Unirel: Unified representation and interaction for joint relational triple extraction. *arXiv preprint arXiv:2211.09039*.
- Hugo Touvron, Thibaut Lavril, Gautier Izacard, Xavier Martinet, Marie-Anne Lachaux, Timothée Lacroix, Baptiste Rozière, Naman Goyal, Eric Hambro, Faisal Azhar, et al. 2023. Llama: Open and efficient foundation language models. *arXiv preprint arXiv:2302.13971*.
- Erik M Van Mulligen, Annie Fourier-Reglat, David Gurwitz, Mariam Molokhia, Ainhua Nieto, Gianluca Trifiro, Jan A Kors, and Laura I Furlong. 2012. The eu-adr corpus: annotated drugs, diseases, targets, and their relationships. *Journal of biomedical informatics*, 45(5):879–884.
- Chih-Hsuan Wei, Hung-Yu Kao, and Zhiyong Lu. 2013. Pubtator: a web-based text mining tool for assisting biocuration. *Nucleic acids research*, 41(W1):W518–W522.
- Jacob White. 2020. Pubmed 2.0. *Medical reference services quarterly*, 39(4):382–387.
- Chaoyi Wu, Xiaoman Zhang, Ya Zhang, Yanfeng Wang, and Weidi Xie. 2023. Pmc-llama: Further fine-tuning llama on medical papers. *arXiv preprint arXiv:2304.14454*.
- Xiangrong Zeng, Shizhu He, Daojian Zeng, Kang Liu, Shengping Liu, and Jun Zhao. 2019. Learning the extraction order of multiple relational facts in a sentence with reinforcement learning. In *Proceedings of the 2019 conference on empirical methods in natural language processing and the 9th international joint conference on natural language processing (EMNLP-IJCNLP)*, pages 367–377.
- Rui Zhang, Dimitar Hristovski, Dalton Schutte, Andrej Kastrin, Marcelo Fiszman, and Halil Kilicoglu. 2021. Drug repurposing for covid-19 via knowledge graph completion. *Journal of biomedical informatics*, 115:103696.
- Huixue Zhou, Robin Austin, Sheng-Chieh Lu, Greg Marc Silverman, Yuqi Zhou, Halil Kilicoglu, Hua Xu, and Rui Zhang. 2023. Complementary and integrative health information in the literature: its lexicon and named entity recognition. *Journal of*

A Appendix

A.1 Data Statistics

Table 5 shows the data statistics for CHEMPROT, DDI, and GM-CIHT.

Dataset	# Entities	#Relation Types	# train/test/dev
CHEMPROT (Taboureau et al., 2010)	5,990	14	4,111/3,438/2,411
DDI (Segura-Bedmar et al., 2013)	13,107	5	5,154/1,376/1,436
GM-CIHT (our dataset)	5,644	22	3,734/465/492

Table 5: Data Statistics for CHEMPROT, DDI, and GM-CIHT. "train/test/dev" denotes the counts of (sentence, triples) pairs within each training, testing, and development dataset split.

A.2 Annotation Guidelines

In Table 6, we have presented a part of the annotation guidelines about the annotation of relation types. These guidelines align with the definition of relation types.

A.3 Statistics for Each Relation Type and the Definition of Each Relation Type

In Table 7, we present the sentence statistics for our 22 defined relation types within GM-CIHT. We adapt relation types used by the SemRep biomedical NLP tool (Kilicoglu et al., 2020), which is itself adapted from the UMLS Semantic Network. We list the definitions of 22 relation types below (Kilicoglu et al., 2011):

1. CAUSES: Brings about a condition or an effect. Implied here is that an agent, such as for example, a pharmacologic substance or an organism, has brought about the effect. This includes induces, effects, evokes, and etiology. Neurocysticercosis (NCC) is one of the major causes of neurological disease

Relation Type	Definition
ASSOCIATED WITH	CIH therapies that have a correlation or connection with specific chemicals or genes, either directly or indirectly, without necessarily altering their function.
DISRUPTS	CIH therapies that interfere with or disturb the normal function or balance of particular chemicals or genes, either intentionally or unintentionally.
INHIBITS	CIH therapies that suppress or reduce the production, release, or activity of certain chemicals or genes.
STIMULATES	CIH therapies that promote or enhance the production, release, or activity of specific chemicals or genes.
TREATS	CIH therapies applies a remedy with the diseases or symptoms of effecting a cure or managing a condition.
DOES NOT TREAT	CIH therapies do not applies a remedy with the diseases or symptoms of effecting a cure or managing a condition.
AFFECTS	Refers to the direct or indirect influence or impact (positive or negative) that CIH therapies have on the disease or syndrome, its symptoms, or the overall well-being of the individual.

Table 6: A part of annotation guideline.

relation type	Sentences	relation type	Sentences
INTERACTS WITH	1019	PREVENTS	107
TREATS	726	PRECEDES	103
PROCESS OF	686	COMPLICATES	101
INHIBITS	345	ASSOCIATED WITH	89
STIMULATES	298	CAUSES	76
USES	293	PREDISPOSES	61
COEXISTS WITH	256	MANIFESTATION OF	54
ADMINISTERED TO	175	AUGMENTS	53
DIAGNOSES	152	DISRUPTS	51
AFFECTS	117	DOES NOT TREAT	24
PRODUCES	116	SYMPTOM OF	10

Table 7: Statistics of GM-CIHT.

2. COMPLICATES: Causes to become more severe or complex, or results in adverse effects.
3. USES: Employs in the carrying out of some activity. This includes applies, utilizes, employs, and avails.
4. STIMULATES: Increases or facilitates the action or function of (substance interaction).
5. DISRUPTS: Alters or influences an already existing condition, state, or situation. Produces a negative effect on.
6. TREATS: Applies a remedy with the object of effecting a cure or managing a condition.
7. COEXISTS_WITH: Occurs together with, or jointly. Food intolerance-related constipation is characterized by proctitis.
8. MANIFESTATION_OF: That part of a phenomenon which is directly observable or concretely or visibly expressed, or which gives evidence to the underlying process. This includes expression of, display of, and exhibition of.
9. INTERACTS_WITH: Substance interaction.
10. ADMINISTERED_TO: Given to an entity, when no assertion is made that the substance or procedure is being given as treatment.
11. PREVENTS: Stops, hinders or eliminates an action or condition.
12. PREDISPOSES: To be a risk to a disorder, pathology, or condition.
13. INHIBITS: Decreases, limits, or blocks the action or function of (substance interaction).

14. **AUGMENTS**: Expands or stimulates a process.
15. **PRODUCES**: Brings forth, generates or creates. This includes yields, secretes, emits, biosynthesizes, generates, releases, discharges, and creates.
16. **PROCESS_OF**: Disorder occurs in (higher) organism.
17. **PRECEDES**: Occurs earlier in time. This includes antedates, comes before, is in advance of, predates, and is prior to.
18. **AFFECTS**: Produces a direct effect on. Implied here is the altering or influencing of an existing condition, state, situation, or entity. This includes has a role in, alters, influences, predisposes, catalyzes, stimulates, regulates, depresses, impedes, enhances, contributes to, leads to, and modifies.
19. **DIAGNOSES**: Distinguishes or identifies the nature or characteristics of.
20. **ASSOCIATED_WITH**: Has a relationship to (genedisease relation).
21. **DOES_NOT_TREAT**: antonyms of TREATS
22. **SYMPTOM_OF**: departure from normal function or feeling which is noticed by a patient, reflecting the presence of an unusual state, or of a disease; subjective, observed by the patient, cannot be measured directly

A.4 Instruction of Triple Extraction by GPT3.5/4

Instructions for triple extraction using the GPT API can be found in Figure 3.

A.5 Model Performance on DDI and Chemprot

A.6 Triple Extraction Models from the General Domain

We selected six models as the baseline for the biomedical triple extraction task, encompassing state-of-the-art models across eight commonly used datasets for triple extraction within the general domain, including news, encyclopedia texts, and more.

System Prompt:
please extract the triple from a sentence, the triplet is [head entity, relation, tail entity], the element relation denotes the relationship between head entity and tail entity. I will provide you the definition of the triple you need to extract, the sentence from where you extract the triples (head entity, relation, tail entity) and the output format with examples. The extracted relation must align with my established relation set.

User Prompt: Are you clear about your role?

Assistant Prompt: Sure, I'm ready to help you with your triple extraction task. Please provide me with the necessary information to get started.

Guidelines Prompt:
Relation Definition (please check the Appendix.B)

P1:
Output Format:
[head entity, relation, tail entity]
the relation must be the relation in our relation definition
If no triple are presented in any categories keep it None
Examples:
Input: The effect of bicarbonate on liver alcohol dehydrogenase.
Output: [bicarbonate, INTERACTS_WITH, Alcohol]

P2:
Output Format:
head entity(relation)tail entity
the relation must be the relation in our relation definition
If no triple are presented in any categories keep it None
Examples:
Input: The effect of bicarbonate on liver alcohol dehydrogenase.
Output: bicarbonate(INTERACTS_WITH)alcohol

Figure 3: Example of Prompt 1 and Prompt 2 defined for GPT3.5/4 on the task of triple extraction.

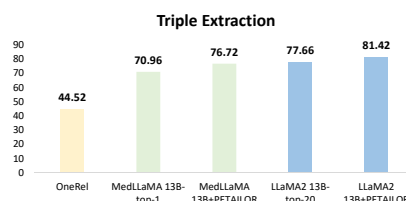


Figure 4: F1 performance of different models. OneRel stands out as the top SLM, demonstrating the highest F1 performance within the GM-CIHT dataset in our study, surpassing other SLMs.

A.7 Comparing with the Retrieval-argmented LLMs

The core of our method design lies in establishing a relational key-value memory at the chunk level and training a tailored chunk scorer to adapt the LLM. To comprehensively assess our model's performance, we conduct a comparative analysis with the prevailing retrieval-based LLM, employing a retriever to obtain the top- n relevant documents related to the input sentence.

More specifically, same as (Li and Zhang, 2023; Ram et al., 2023), we employ K-nearest neighbors (KNN) as the retriever to obtain the top- n (sentence, label) pairs from the valid data. For triple extraction tasks, the label comprises the triples.

In the experiment of GM-CIHT, we selected LLaMA2 13B and MedLLaMA 13B as our LLM. Due to input length constraints, we present the performance results for the top-15 in MedLLaMA 13B and top-30 in LLaMA2 13B. As shown in Figure 4, upon comparing the F1 values between OneRel and MedLLaMA 13B-top-1, we observe that the retrieval-based model proves effective in enhancing triple extraction performance. As depicted in Figure 5 and Figure 6, we observed that the value of n in top- n does not exhibit a direct proportionality with the LLM's performance. Notably, as shown

Approach	DDI			ChemProt		
	Precision	Recall	F1	Precision	Recall	F1
UniRel (Tang et al., 2022)	31.76	18.20	23.14	29.00	17.45	21.79
OneRel (Shang et al., 2022)	34.72	81.07	22.09	44.95	45.22	44.68
UIE (base) (Lu et al., 2022)	29.56	28.34	28.94	48.15	44.79	46.41
UIE (large) (Lu et al., 2022)	31.96	29.50	30.68	49.74	46.27	47.94
E2H (base) (Gao et al., 2023a)	31.03	30.81	30.92	48.92	46.51	47.68
E2H (large) (Gao et al., 2023a)	30.95	30.89	30.92	49.86	47.78	48.80
GPT-4 (P1)	7.35	10.00	8.47	25.00	28.00	26.42
GPT-4 (P2)	5.08	9.00	6.50	20.79	37.00	26.61
RA-KNN-n	27.73	23.61	25.51	85.55	84.61	85.08
MedLLaMA 13B (Wu et al., 2023)	27.74	26.45	27.08	69.98	69.31	69.64
MedLLaMA 13B+PeTAILOR	31.20	30.10	31.00	77.30	75.50	76.40
LLaMA2 13B (Touvron et al., 2023)	30.46	23.90	26.79	85.24	84.52	84.88
LLaMA2 13B + PeTAILOR	29.43	28.70	29.06	89.25	88.42	88.83

Table 8: Results of various approaches for biomedical triple extraction on DDI and ChemProt.

Dataset	Domain	Metric	Comparable SOTA	Method	Micro F1	GM-CIHT
NYT	News	Triple Micro F1	UniRel (Tang et al., 2022)	Table-Filling	93.7	18.60
NYT*	News	Triple Micro F1	QIDN (Tan et al., 2022)	Query-Based	92.9	–
WebNLG	Encyclopedia	Triple Micro F1	UniRel (Tang et al., 2022)	Table-Filling	94.7	18.60
WebNLG*	Encyclopedia	Triple Micro F1	OneRel (Shang et al., 2022)	Table-Filling	94.3	44.52
14-res	Reviews	Triple Micro F1	LasUIE/E2H/UIE/USM (Lu et al., 2022; Lou et al., 2023)	Generation-Based	75.2/75.92/74.52/77.26	–
14-lap	Reviews	Triple Micro F1	E2H/UIE/USM (Lu et al., 2022; Lou et al., 2023)	Generation-Based	65.98/63.88/65.51	29.00
15-res	Reviews	Triple Micro F1	E2H/UIE/USM (Lu et al., 2022; Lou et al., 2023)	Generation-Based	68.80/67.15/69.86	–
16-res	Reviews	Triple Micro F1	E2H/UIE/USM (Lu et al., 2022; Lou et al., 2023)	Generation-Based	75.46/75.07/78.25	–

Table 9: The performance of the state-of-the-art model on eight commonly used public benchmark datasets for triple extraction. We reproduce these models by using their provided source code. QIDN and USM do not provide the source code, so we ignore them as our baselines.

in Figure 4, with the incorporation of PETAILOR, we observed an enhancement in the performance of both MedLLaMA 13B and LLaMA2 13B beyond the best achieved through retrieval alone. For example, the best F1 performance in the triple extraction task for LLaMA2 13B was top-20: 77.66, whereas LLaMA2 13B with PETAILOR achieved 81.42. It is crucial to highlight that while retrieving more sentences can improve performance, it also leads to increased training time. Consequently, our model also proves effective in reducing training time associated with retrieving additional sentences and addressing challenges related to input length limitations. The experiment results on DDI and Chemprot are shown on Table 10 and 11.

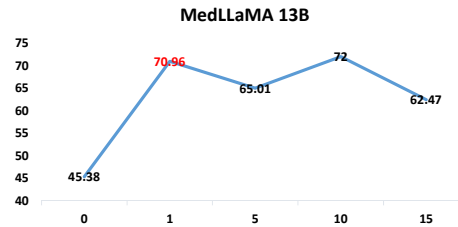


Figure 5: Different F1 performance of KNN-based retrieval model (by using MedLLaMA 13B) in the task of triple extraction (TE). The x-axis refers to the top-n.

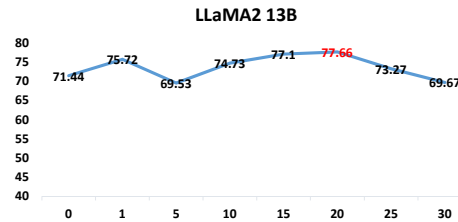


Figure 6: Different F1 performance of KNN-based retrieval model (by using LLaMA2 13B) in the task of triple extraction (TE). The x-axis refers to the top-n.

Approach	Relation		
	Precision	Recall	F1
MedLLaMA 13B	27.74	26.45	27.08
MedLLaMA 13B-top1	27.47	23.40	25.27
MedLLaMA 13B-top5	27.73	23.61	25.51
MedLLaMA 13B-top10	32.01	20.55	25.04
MedLLaMA 13B-top15	27.49	5.01	8.48
MedLLaMA 13B + PeTAILOR	31.20	30.10	31.00

Table 10: Different F1 performance of KNN-based retrieval model (by using MedLLaMA 13B) on DDI.

Approach	Relation		
	Precision	Recall	F1
LLaMA2 13B	85.24	84.52	84.88
LLaMA2 13B-top1	85.55	84.61	85.08
LLaMA2 13B-top5	81.31	76.44	78.80
LLaMA2 13B-top10	83.94	82.89	83.42
LLaMA2 13B-top15	77.84	74.72	76.25
LLaMA2 13B-top20	83.25	65.24	73.15
LLaMA2 13B-top25	65.79	33.68	44.55
LLaMA2 13B-top30	89.25	28.27	42.94
LLaMA2 13B + PeTAILOR	89.25	88.42	88.83

Table 11: Different F1 performance of KNN-based retrieval model (by using LLaMA2 13B) on ChemProt