

Optimal Single-Shot Decoding of Quantum Codes

Aldo Cumitini[✉], Stefano Tinelli[✉], Balázs Matuz[✉], Francisco Lázaro[✉], Luca Barletta[✉]

Abstract—We discuss single-shot decoding of quantum Calderbank-Shor-Steane codes with faulty syndrome measurements. We state the problem as a joint source-channel coding problem. By adding redundant rows to the code’s parity-check matrix we obtain an additional syndrome error correcting code which addresses faulty syndrome measurements. Thereby, the redundant rows are chosen to obtain good syndrome error correcting capabilities while keeping the stabilizer weights low. Optimal joint decoding rules are derived which, though too complex for general codes, can be evaluated for short quantum codes.

Index Words—Optimal decoding, Calderbank-Shor-Steane (CSS) codes, quantum error correcting codes, joint source-channel coding.

I. INTRODUCTION

Recently, quantum information technologies attracted great interest, since for certain applications they promise significant advantages compared to conventional technologies. One prominent example is Shor’s algorithm for finding the prime factors of an integer [1], which provides an exponential speed-up compared to the best known classical algorithm.

A major challenge for quantum computers is decoherence, i.e., the unintended interaction of qubits with their environment that leads to a loss of quantum information. This calls for powerful quantum error correction schemes. Although the noisy codeword cannot be directly observed, syndrome measurements using ancilla qubits can be performed in order to extract information about the errors affecting a quantum system [2]. However, the quantum circuits used to extract these syndrome measurements are themselves faulty. Thus, one has to deal with both qubit and syndrome measurement errors.

A straightforward approach to combat syndrome errors is to repeat the syndrome measurements multiple times [3], a process known as Shor’s syndrome extraction. In Shor’s syndrome extraction the number of measurement repetitions has to scale linearly with the code distance in order to achieve fault-tolerance. An alternative is relying on so-called single-shot error correction [4] which implies carrying out redundant syndrome measurements, which are not necessarily repetitions of the previously carried out measurements, but rather linear combinations thereof [5]. Such linear combinations might be

subject to a higher measurement uncertainty, but employing them it is sometimes possible to achieve fault tolerance using only a constant number of measurement rounds [4].

This work focuses on single-shot decoding of quantum error correcting codes. In particular, by stating the problem as a joint source-channel coding problem, we gain further insights in the construction of the syndrome error correcting code. We derive the optimal joint decoding rule (for the qubit and syndrome codes), as well as a relaxation thereof that ignores error degeneracy. The evaluation of these expressions is in general complex, albeit feasible for small codes. Finally, experimental results illustrate the performance of different syndrome error correcting code constructions.

II. QUANTUM ERROR CORRECTION

We consider $[[n_q, k_q]]$ CSS codes [6]. The code constraints can be represented by a binary $(n_q - k_q) \times 2n_q$ parity-check matrix of form

$$\mathbf{H}_q = \begin{bmatrix} \mathbf{H}_X & \mathbf{0} \\ \mathbf{0} & \mathbf{H}_Z \end{bmatrix}. \quad (1)$$

The $(n_q - k_x) \times n_q$ and $(n_q - k_z) \times n_q$ sub-matrices \mathbf{H}_X and \mathbf{H}_Z (with $k_q = k_x + k_z - n_q$) must fulfill $\mathbf{H}_X \mathbf{H}_Z^T = \mathbf{0}$ to comply with the commutation requirement of the stabilizers. In quantum systems, it is not possible to measure the qubits without perturbing the state. Instead, quantum error correction is performed on the basis of so-called (quantum) syndrome measurements that yield a syndrome vector \mathbf{s}_q . This vector can be expressed as

$$\mathbf{s}_q^T = \mathbf{H}_q \mathbf{e}_q^T$$

where $\mathbf{e}_q = [e_Z | e_X]$ is a binary vector of length $2n_q$ uniquely associated with a Pauli error. In particular, when the i -th qubit is subject to a Pauli X error, the i -th element in e_X is set to one, whereas when it is subject to a Pauli Z error the i -th element of e_Z is set to one.

III. SYSTEM MODEL

As in [7], we model the channel error vector $\mathbf{e}_q = [e_Z | e_X]$ as the output of a binary symmetric channel (BSC) which introduces independent Z and X errors with the same probability ϵ . Due to the independence of X and Z errors, we can decode them independently using the matrices \mathbf{H}_Z and \mathbf{H}_X , respectively. To simplify notation, in the following, we drop the subscripts X and Z . Thus, we denote by \mathbf{H} the $(n - k) \times n$ binary parity-check matrix of an (n, k) linear block code \mathcal{C} . The error vector is denoted by \mathbf{e} . The (error-free) syndrome \mathbf{s} is computed as $\mathbf{s} = \mathbf{e} \mathbf{H}^T$. In quantum systems, not only the qubits are subject to errors, but also the syndrome measurements can be faulty. In this work, we model errors in the syndrome measurements as the transmission of

Stefano Tinelli, Balázs Matuz and Francisco Lázaro are with the Institute of Communications and Navigation of DLR (German Aerospace Center), Wessling, Germany. (email: {stefano.tinelli, balazs.matuz, francisco.lazaroblasco}@dlr.de) Corresponding author: Stefano Tinelli.

Aldo Cumitini and Luca Barletta are with Dipartimento di Elettronica, Informazione e Bioingegneria, Politecnico di Milano, Milano, Italy. (email: aldo.cumitini@mail.polimi.it, luca.barletta@polimi.it)

The two first authors contributed equally and are listed in alphabetical order.

Copyright ©2023 IEEE. Personal use of this material is permitted. However, permission to use this material for any other purposes must be obtained from the IEEE by sending a request to pubs-permissions@ieee.org

the syndrome over a BSC with error probability δ . To provide resilience against syndrome errors, s is encoded using an $(m, n-k)$ binary linear code \mathcal{C}_s with an $(n-k) \times m$ generator matrix \mathbf{G}_s . This yields a redundant (or encoded) syndrome z . Figure 1 illustrates the abstracted model of our transmission system.

A. Syndrome Error Probability

Let $\mathbf{h}_1, \dots, \mathbf{h}_{n-k}$ denote the rows of \mathbf{H} . In quantum jargon, we also refer to the stabilizers of the code, where each stabilizer is associated with a syndrome measurement. In order to perform the syndrome measurement associated with the i -th stabilizer \mathbf{h}_i , typically an ancilla-qubit is injected, and it needs to interact with $w(\mathbf{h}_i)$ data qubits, where $w(\mathbf{h}_i)$ denotes the Hamming weight of \mathbf{h}_i .

A simple error model for syndrome measurement errors is obtained assuming that each of these interactions fails with a given probability q [5], yielding the following syndrome measurement error probability

$$\Pr(z_j \neq \tilde{z}_j) = \sum_{i \text{ is odd}} \binom{w(\mathbf{h}_j)}{i} q^i (1-q)^{w(\mathbf{h}_j)-i}. \quad (2)$$

Observe that the probability in (2) increases with the Hamming weight of \mathbf{h}_j . Since \mathbf{h}_j for $j \in \{1, \dots, m\}$ may not have constant weights, it is convenient to define the average error probability δ as

$$\delta = \frac{\sum_{j=1}^m \Pr(z_j \neq \tilde{z}_j)}{m} \quad (3)$$

which is the syndrome error probability assumed throughout this work.

IV. SYNDROME ERROR CORRECTING CODE

Elaborating on the redundant syndrome z , we obtain

$$\mathbf{z} = \mathbf{s} \mathbf{G}_s = \mathbf{e} \mathbf{H}^\top \mathbf{G}_s = \mathbf{e} \mathbf{H}_0^\top \quad (4)$$

By definition, we have $\text{rank}(\mathbf{G}_s) = n-k$ and $\text{rank}(\mathbf{H}) = n-k$. Exploiting well-known results from linear algebra, it follows that matrix $\mathbf{H}_0 = \mathbf{G}_s^\top \mathbf{H}$ has size $m \times n$ and $\text{rank}(\mathbf{H}_0) = n-k$, since

$$\begin{aligned} \text{rank}(\mathbf{H}_0) &\leq \min(\text{rank}(\mathbf{G}_s), \text{rank}(\mathbf{H})) \\ \text{rank}(\mathbf{H}_0) &\geq \text{rank}(\mathbf{G}_s) + \text{rank}(\mathbf{H}) - (n-k), \end{aligned}$$

where the lower bound on the rank of \mathbf{H}_0 is also known as Sylvester's inequality. We make the following observations. First, the $m \times n$ matrix \mathbf{H}_0 , $m > n-k$, is overcomplete, i.e., it contains linearly dependent rows. These linearly dependent rows enable correction of syndrome errors. Second, (4) describes a joint source-channel coding problem [8], where \mathbf{e} is first compressed with the help of \mathbf{H} yielding \mathbf{s} which is then encoded to \mathbf{z} .

A. Code Construction

Let

$$\mathbf{H}_0 = \left[\frac{\mathbf{H}}{\mathbf{P}} \right] \quad (5)$$

where the $(m-n+k) \times n$ matrix \mathbf{P} represents the redundant part of \mathbf{H}_0 . Note that any matrix \mathbf{H}_0 can be rearranged as in (5), e.g., by means of Gaussian elimination that identifies $n-k$ linearly independent rows. Then, the generator matrix $\mathbf{G}_s = [\mathbf{I} | \mathbf{A}]$ (in systematic form) of the syndrome error-correcting code is the solution of

$$\mathbf{A}^\top \mathbf{H} = \mathbf{P}. \quad (6)$$

One may use Gaussian elimination to solve (6) for \mathbf{A} .

In the sequel, we assume that the stabilizers of the quantum error correcting code \mathcal{C} , hence \mathbf{H} , are given. Under this constraint, we are interested in the design of the syndrome error correcting code specified by \mathbf{G}_s . The classical code design approach is to find a code \mathcal{C}_s with good distance, and thus, good error-correcting properties. However, in the quantum setting, we aim at matrices \mathbf{H}_0 with low-weight rows which not only facilitate implementation, but also minimize the syndrome measurement error probability δ (see Section III-A). More precisely, we would like to ensure that \mathbf{P} is sparse which is not guaranteed even if \mathbf{H} and \mathbf{G}_s are sparse. In this work, starting from \mathbf{H} we generate low-weight redundant rows. The problem of finding a sparse representation of a code can be addressed, e.g., by relying on probabilistic approaches as in [9]. For the short code examples in Sec. VI we can directly exploit the structure of \mathbf{H} and construct $m' > m$ low-weight redundant rows (which form \mathbf{P}) simply by inspection. These m' rows form a low-rate $(m', n-k)$ syndrome error correcting code \mathcal{C}'_s . Finally, we select m of these rows to obtain an $(m, n-k)$ code \mathcal{C}_s . For the codes under consideration, the selection can be done by an exhaustive search to maximize the minimum distance (and minimize the multiplicity of minimum weight codewords). Alternatively, we will also provide examples of a concatenation of the syndrome error correcting code with a repetition code, since it is always possible to repeat the syndrome measurements.

V. DECODING

A. Degenerate Maximum A Posteriori Decoding

In the quantum setting, error operators that differ by a stabilizer are indistinguishable from each other, i.e., they lead to the same quantum state. Thus, it is possible to group the error operators into cosets \mathcal{E} , which can be thought of as equivalence classes. All errors in a coset \mathcal{E} can be corrected by the same recovery operator. The task of a degenerate decoder is to identify the right coset and to apply the respective correction on the corrupted state.

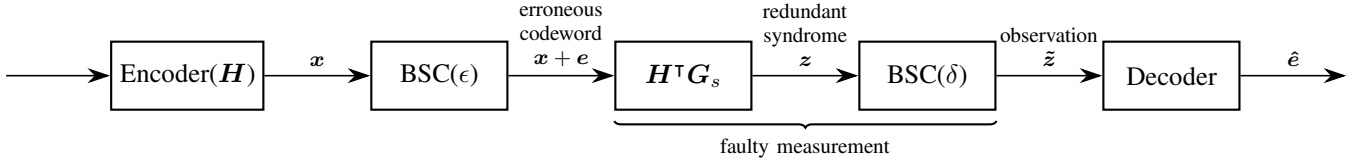


Fig. 1. Classical error model. Pauli X and Z errors are assumed as independent events, resulting in an associated binary error vector $e_q = [e_Z | e_X]$. It can be seen as output of a BSC with error probability ϵ , where e_Z and e_X can be inferred independently. Therefore, the figure only depicts one component where the subscripts X and Z are omitted. The vector e is never actually observed. Rather, a corrupted version \tilde{z} of the encoded syndrome $z = eH^\top G_s$ is measured. Measurements errors are modelled by a BSC with error probability δ . The decoder provides an estimate \hat{e} of the error vector e .

Hence, a degenerate maximum a posteriori (MAP) decoder computes the most probable coset given the noisy syndrome observation \tilde{z} as

$$\begin{aligned}\hat{\mathcal{E}} &= \arg \max_{\mathcal{E}} \Pr(\mathcal{E}|\tilde{z}) = \arg \max_{\mathcal{E}} \frac{\Pr(\tilde{z}|\mathcal{E}) \Pr(\mathcal{E})}{\Pr(\tilde{z})} \\ &= \arg \max_{\mathcal{E}} \Pr(\tilde{z}|\mathcal{E}) \Pr(\mathcal{E}).\end{aligned}\quad (7)$$

Elaborating on $\Pr(\tilde{z}|\mathcal{E})$ we obtain

$$\begin{aligned}\Pr(\tilde{z}|\mathcal{E}) &= \frac{\Pr(\tilde{z}, \mathcal{E})}{\Pr(\mathcal{E})} \stackrel{(a)}{=} \frac{1}{\Pr(\mathcal{E})} \sum_{e \in \mathcal{E}} \Pr(\tilde{z}, e) \\ &= \frac{1}{\Pr(\mathcal{E})} \sum_{e \in \mathcal{E}} \Pr(\tilde{z}|e) \Pr(e),\end{aligned}\quad (8)$$

where in (a) we exploited the fact that the error events in \mathcal{E} are all disjoint. Inserting (8) in (7) we obtain

$$\hat{\mathcal{E}} = \arg \max_{\mathcal{E}} \sum_{e \in \mathcal{E}} \Pr(\tilde{z}|e) \Pr(e). \quad (9)$$

Note that evaluating the expression in (9) requires processing of all 2^n different error vectors, and is thus only feasible for small values of n .

In this paper, the following error model is assumed. Let $d(z, \tilde{z})$ be the Hamming distance between vectors z and \tilde{z} . The probability associated with an error vector e is defined as,

$$\Pr(e) = \left(\frac{\epsilon}{1 - \epsilon} \right)^{w(e)} (1 - \epsilon)^n \quad (10)$$

so that we have

$$\Pr(\tilde{z}|e) = \Pr(\tilde{z}|z(e)) = \left(\frac{\delta}{1 - \delta} \right)^{d(z(e), \tilde{z})} (1 - \delta)^m, \quad (11)$$

where $z(e)$ is the redundant syndrome vector induced by the error pattern e .

B. Maximum A Posteriori Decoding

Ignoring the effect of degeneracy, a classical MAP decoder would compute

$$\begin{aligned}\hat{e} &= \arg \max_{e \in \mathbb{F}_2^n} \Pr(e|\tilde{z}) = \arg \max_{e \in \mathbb{F}_2^n} \Pr(\tilde{z}|e) \Pr(e) \\ &= \arg \max_{e \in \mathbb{F}_2^n} \Pr(\tilde{z}|z(e)) \Pr(e).\end{aligned}\quad (12)$$

The expression in (12) can be computed using (10) and (11).

Note again that evaluating (12) requires processing all 2^n error vectors. Let us now see how this complexity can be reduced. First, $\Pr(\tilde{z}|z(e)) = \Pr(\tilde{z}|s(e))$ has to be evaluated for 2^{n-k} different syndrome vectors. This is because all the 2^k error vectors in a coset differ by a stabilizer and yield the same corrupted state, thus also the same syndrome. Second, for a given syndrome vector s , the lowest weight error vector $e^*(s)$ which is consistent with s maximizes the expression in (12).¹ Therefore, before decoding, we can determine a one-to-one mapping between s and $e^*(s)$. For this step, we need to check at least 2^{n-k} error patterns, but usually less than 2^n . This step has to be performed once for a given code prior to decoding. Thus, we can reformulate MAP decoding as follows

$$\hat{s} = \arg \max_{s \in \mathbb{F}_2^{n-k}} \Pr(\tilde{z}|s) \Pr(e^*(s)). \quad (13)$$

The estimated error vector $\hat{e}^*(\hat{s})$ can be directly obtained from \hat{s} through the one-to-one mapping. According to (13), $2^{n-k} < 2^n$ syndrome vectors have to be processed during decoding.

VI. EXPERIMENTAL RESULTS

We present experimental results for two families of CSS codes whose parity-check matrix structure is as in (1). In both cases, the submatrices H_X and H_Z represent two equivalent codes. Therefore, similarly to [7], we only show simulation results for the code represented by H_X over the BSC with error probability ϵ . Simulations are performed under both MAP and degenerate MAP decoding for fixed syndrome error probability δ . We determine the probability of decoding failure P_e versus ϵ via Monte Carlo simulations. A decoding failure is declared whenever a logical error occurs, i.e., when the decoded error pattern is not in the same coset as the one introduced by the channel. Note that the redundant rows of the parity-check matrix may have different weights in our experiments. Therefore, for a fixed q in (2), δ in (3) will change depending on the code that is considered. For a fair comparison, different codes need to be compared for different values of δ .

¹We require $\epsilon < 0.5$ and in case there are multiple error vectors with the lowest weight, we pick one of them randomly.

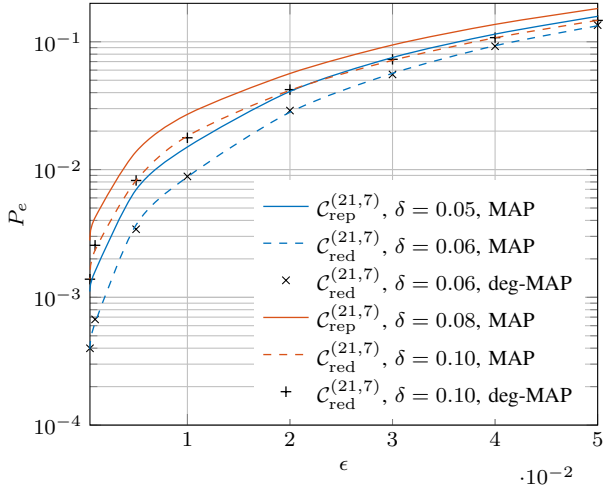


Fig. 2. Decoding failure rate versus error probability ϵ . $q = 0.013$ (red) and $q = 0.021$ (blue), for the $[[16, 2]]$ product code.

A. $[[16, 2]]$ Product Code

We consider the $[[16, 2]]$ quantum product code [10]. The 8×16 binary matrix \mathbf{H}_X in (1) is given by

$$\mathbf{H}_X = \begin{bmatrix} 1 & 1 & 1 & 1 & 0 & 0 & 0 & 0 & 0 & 0 & 0 & 0 & 0 & 0 & 0 & 0 \\ 0 & 0 & 0 & 0 & 1 & 1 & 1 & 1 & 0 & 0 & 0 & 0 & 0 & 0 & 0 & 0 \\ 0 & 0 & 0 & 0 & 0 & 0 & 0 & 0 & 1 & 1 & 1 & 1 & 0 & 0 & 0 & 0 \\ 0 & 0 & 0 & 0 & 0 & 0 & 0 & 0 & 0 & 0 & 0 & 0 & 1 & 1 & 1 & 1 \\ 1 & 0 & 0 & 0 & 1 & 0 & 0 & 0 & 1 & 0 & 0 & 0 & 1 & 0 & 0 & 0 \\ 0 & 1 & 0 & 0 & 0 & 1 & 0 & 0 & 0 & 1 & 0 & 0 & 0 & 1 & 0 & 0 \\ 0 & 0 & 1 & 0 & 0 & 0 & 1 & 0 & 0 & 0 & 1 & 0 & 0 & 0 & 1 & 0 \\ 0 & 0 & 0 & 1 & 0 & 0 & 0 & 1 & 0 & 0 & 0 & 1 & 0 & 0 & 0 & 1 \end{bmatrix}.$$

Note that \mathbf{H}_X by construction already contains one redundant weight-4 row. Additional redundant rows of weight 6 are generated by exploiting the code structure. By splitting the rows of \mathbf{H}_X into two sets, one containing the first four rows and one the others, in total 16 weight-6 rows can be obtained with any linear combination of one element from each set. As a result we obtain a $(24, 7)$ syndrome error correcting code $\mathcal{C}_{\text{red}}^{(24,7)}$ with $d_{\min} = 8$. For completeness, the submatrix \mathbf{A} of the code's generator matrix $\mathbf{G}_s = [\mathbf{I}|\mathbf{A}]$ is

$$\mathbf{A} = \begin{bmatrix} 1 & 1 & 1 & 1 & 0 & 0 & 0 & 0 & 1 & 0 & 0 & 0 & 1 & 0 & 0 & 0 & 1 \\ 1 & 0 & 0 & 0 & 1 & 1 & 1 & 1 & 0 & 0 & 0 & 0 & 1 & 0 & 0 & 0 & 1 \\ 1 & 0 & 0 & 0 & 1 & 0 & 0 & 0 & 1 & 1 & 1 & 1 & 0 & 0 & 0 & 0 & 1 \\ 1 & 0 & 0 & 0 & 1 & 0 & 0 & 0 & 1 & 0 & 0 & 0 & 1 & 1 & 1 & 0 & 0 \\ 1 & 1 & 0 & 0 & 1 & 1 & 0 & 0 & 1 & 1 & 0 & 0 & 1 & 1 & 0 & 0 & 1 \\ 1 & 0 & 1 & 0 & 1 & 0 & 1 & 0 & 1 & 0 & 1 & 0 & 1 & 0 & 1 & 0 & 1 \\ 1 & 0 & 0 & 1 & 1 & 0 & 0 & 1 & 1 & 0 & 0 & 1 & 1 & 0 & 0 & 1 & 1 \end{bmatrix}.$$

We now remove three of the weight-6 redundant rows and obtain a $(21, 7)$ syndrome error correcting code $\mathcal{C}_{\text{red}}^{(21,7)}$ with $d_{\min} = 6$. Likewise, we consider \mathbf{H}_X without the last redundant row and repeat the seven syndrome measurements three times. The result is a $(21, 7)$ syndrome error correcting code $\mathcal{C}_{\text{rep}}^{(21,7)}$ with $d_{\min} = 3$. For a fair comparison between the codes, a higher δ has to be considered for $\mathcal{C}_{\text{red}}^{(21,7)}$ owing to the higher stabilizer weights.

Figure 2 shows the probability of decoding failure versus ϵ for different values of δ . While for $\mathcal{C}_{\text{rep}}^{(21,7)}$ we consider $\delta = 0.05$

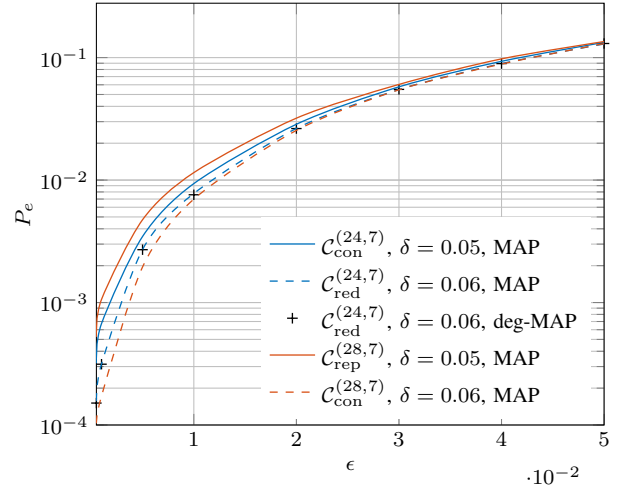


Fig. 3. Decoding failure rate versus error probability ϵ ($q = 0.013$), for the $[[16, 2]]$ product code.

and $\delta = 0.08$, for $\mathcal{C}_{\text{red}}^{(21,7)}$ we consider $\delta = 0.0654$ and $\delta = 0.1$ due to the additional weight-6 rows. While $\mathcal{C}_{\text{red}}^{(21,7)}$ shows a visible performance gain for both values of δ , degenerate MAP (deg-MAP) decoding does not yield performance benefits compared to MAP decoding for the current setup.

We provide further code design examples of syndrome error correcting codes. First, we consider \mathbf{H}_X including the last redundant row, and repeat the eight measurements three times. Formally, the resulting $(24, 7)$ syndrome error correcting code $\mathcal{C}_{\text{con}}^{(24,7)}$ with $d_{\min} = 6$ can be described as the serial concatenation of a $(8, 7)$ single parity-check code with $d_{\min} = 2$ and a $(24, 8)$ code with $d_{\min} = 3$. The $(24, 8)$ code repeats each of the eight information bits three times. Its generator matrix is $\mathbf{I} \otimes [1 \ 1 \ 1]$, where \mathbf{I} is an 8×8 identity matrix. Second, we consider \mathbf{H}_X without the last redundant row and repeat the seven syndrome measurements four times. The result is a $(28, 7)$ syndrome error correcting code $\mathcal{C}_{\text{rep}}^{(28,7)}$ with $d_{\min} = 4$. Third, we consider $\mathcal{C}_{\text{red}}^{(24,7)}$ and repeat only the first four measurements once. The resulting code is a concatenation of a $(24, 7)$ code with $d_{\min} = 8$ and a $(28, 24)$ code with $d_{\min} = 1$. The concatenated code $\mathcal{C}_{\text{con}}^{(28,7)}$ has parameters $(28, 7)$ and $d_{\min} = 9$. The probability of decoding failure versus ϵ is shown in Fig. 3. Again, for a fair comparison, δ has been adjusted to account for the changing stabilizer weights. Observe that plain repetition of the syndrome measurements shows visible losses while using redundant measurements, including also concatenated schemes (with an inner repetition code), show performance improvements. Again, degenerate MAP decoding does not yield visible advantages.

B. $[[18, 2]]$ Toric Code

The second code investigated is the $[[18, 2]]$ toric code [11] with

$$H_X = \begin{bmatrix} 1 & 1 & 0 & 0 & 0 & 0 & 0 & 0 & 0 & 1 & 0 & 0 & 0 & 0 & 0 & 1 & 0 & 0 \\ 0 & 1 & 1 & 0 & 0 & 0 & 0 & 0 & 0 & 0 & 1 & 0 & 0 & 0 & 0 & 0 & 1 & 0 \\ 1 & 0 & 1 & 0 & 0 & 0 & 0 & 0 & 0 & 0 & 0 & 1 & 0 & 0 & 0 & 0 & 0 & 1 \\ 0 & 0 & 0 & 1 & 1 & 0 & 0 & 0 & 0 & 1 & 0 & 0 & 1 & 0 & 0 & 0 & 0 & 0 \\ 0 & 0 & 0 & 0 & 1 & 1 & 0 & 0 & 0 & 0 & 1 & 0 & 0 & 1 & 0 & 0 & 0 & 0 \\ 0 & 0 & 0 & 1 & 0 & 1 & 0 & 0 & 0 & 0 & 0 & 1 & 0 & 0 & 1 & 0 & 0 & 0 \\ 0 & 0 & 0 & 0 & 0 & 1 & 1 & 0 & 0 & 0 & 0 & 1 & 0 & 0 & 1 & 0 & 0 & 0 \\ 0 & 0 & 0 & 0 & 0 & 0 & 1 & 1 & 0 & 0 & 0 & 0 & 1 & 0 & 0 & 1 & 0 & 0 \\ 0 & 0 & 0 & 0 & 0 & 0 & 1 & 0 & 1 & 0 & 0 & 0 & 0 & 0 & 1 & 0 & 0 & 1 \end{bmatrix} \quad (14)$$

H_X has only one redundant row. The last row of H_X in (14) can be obtained as the sum of all other rows. Overall, we can construct additional 24 weight-6 redundant rows yielding a $(33, 8)$ code $C_{t-red}^{(33,8)}$ with $d_{\min} = 10$. The submatrix A of the code's generator matrix $G_s = [I|A]$ is

$$A = \begin{bmatrix} 1 & 1 & 1 & 1 & 1 & 0 & 0 & 0 & 0 & 0 & 0 & 0 & 0 & 0 & 0 & 1 & 1 & 0 & 0 & 1 & 1 & 1 & 1 & 1 & 1 \\ 1 & 1 & 0 & 0 & 0 & 1 & 1 & 1 & 0 & 0 & 0 & 0 & 0 & 0 & 0 & 1 & 0 & 1 & 0 & 1 & 1 & 1 & 1 & 1 & 1 \\ 1 & 0 & 1 & 0 & 0 & 1 & 0 & 0 & 1 & 0 & 0 & 0 & 0 & 0 & 0 & 1 & 0 & 0 & 0 & 1 & 0 & 1 & 1 & 1 & 0 \\ 1 & 0 & 0 & 1 & 0 & 0 & 0 & 0 & 0 & 1 & 1 & 0 & 0 & 0 & 0 & 1 & 0 & 1 & 1 & 1 & 1 & 1 & 1 & 1 & 1 \\ 1 & 0 & 0 & 0 & 0 & 1 & 0 & 0 & 1 & 0 & 0 & 1 & 1 & 0 & 0 & 0 & 1 & 1 & 1 & 1 & 1 & 1 & 1 & 1 & 1 \\ 1 & 0 & 0 & 0 & 0 & 0 & 0 & 1 & 0 & 1 & 0 & 1 & 0 & 0 & 0 & 0 & 0 & 1 & 1 & 0 & 1 & 1 & 0 & 1 & 0 & 1 \\ 1 & 0 & 0 & 0 & 1 & 0 & 0 & 0 & 0 & 0 & 0 & 1 & 0 & 0 & 1 & 0 & 1 & 0 & 0 & 0 & 1 & 1 & 0 & 1 & 1 & 1 \\ 1 & 0 & 0 & 0 & 0 & 0 & 0 & 1 & 0 & 0 & 0 & 0 & 0 & 1 & 1 & 0 & 0 & 1 & 0 & 0 & 1 & 0 & 1 & 1 & 1 & 1 \end{bmatrix}.$$

Next, we show examples of codes with different code parameters. First, removing 9 weight-6 redundant rows we obtain a $(24, 8)$ code $C_{red}^{(24,8)}$ with $d_{\min} = 6$. Recall, that the removal is done such that the minimum distance is kept as large as possible. Likewise, a $(24, 8)$ code $C_{rep}^{(24,8)}$ can be constructed by repeating the first 8 non-redundant syndrome measurements 3 times. This code has, however, $d_{\min} = 3$. Second, removing 6 rows we obtain a $(27, 8)$ code $C_{red}^{(27,8)}$ with $d_{\min} = 8$. A $(27, 8)$ code $C_{con}^{(27,8)}$ can be constructed by repeating all 9 syndrome measurements. This code can be seen as a serial concatenation of a $(9, 8)$ single parity-check code and a code with generator matrix $I \otimes [1 \ 1 \ 1]$, I being a 9×9 identity matrix. Third, removing one weight-6 row we get a $(32, 8)$ code $C_{red}^{(32,8)}$ with $d_{\min} = 9$. A $(32, 8)$ code $C_{rep}^{(32,8)}$ with $d_{\min} = 4$ can be obtained by repeating the 8 non-redundant syndrome measurements 4 times.

The probability of decoding failure versus ϵ for all codes is depicted in Fig. 4. Overall, we observe the same trends as for the product code. Degenerate MAP decoding does not show visible advantages compared to classical MAP decoding. Also in this case, repeating measurements yields the worst performance. By contrast, the concatenation of a repetition code with other syndrome correction codes yields good results, and it has the advantage that stabilizer weights can be kept low. The best results for certain code parameters are obtained by choosing appropriate subsets of weight-6 stabilizers which define the syndrome error correcting code.

VII. CONCLUSIONS

We studied single-shot decoding of quantum Calderbank-Shor-Steane (CSS) codes with faulty syndrome measurements and re-stated the problem as a joint source-channel coding

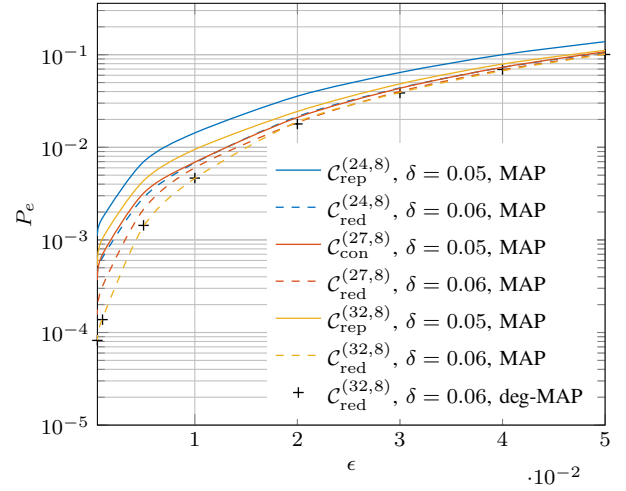


Fig. 4. Decoding failure rate versus error probability ϵ ($q=0.013$), for the $[[18, 2]]$ toric code.

problem. By introducing low-weight redundant rows in the CSS code's parity-check matrix, a syndrome error correcting code is obtained which provides additional resilience against faulty syndrome measurements. By means of code examples, we illustrated that employing a syndrome error correcting code based on redundant rows outperforms repeated syndrome measurements. Such codes can be also concatenated with an additional repetition code. In our experiments, we considered classical maximum a posteriori (MAP) decoding, which identifies the most likely Pauli error, and more complex degenerate MAP decoding which subdivides valid error patterns into cosets and identifies the most likely coset. In our case, the more complex degenerate MAP decoding turned out to perform similarly to classical MAP decoding. Experiments with more realistic error models of quantum circuits are left for further work.

ACKNOWLEDGEMENTS

The authors would like to thank Davide Orsucci for his valuable comments and Gianluigi Liva for helpful discussions.

REFERENCES

- [1] P. W. Shor, "Polynomial-time algorithms for prime factorization and discrete logarithms on a quantum computer," *SIAM J. on Comp.*, vol. 26, no. 5, pp. 1484–1509, 1997.
- [2] D. A. Lidar and T. A. Brun, *Quantum error correction*. Cambridge University Press, 2013.
- [3] P. W. Shor, "Fault-tolerant quantum computation," in *Proc. Conf. on Foundations of Comp. Sci.* IEEE, 1996, pp. 56–65.
- [4] H. Bombín, "Single-shot fault-tolerant quantum error correction," *Physical Review X*, vol. 5, no. 3, p. 031043, 2015.
- [5] A. Ashikhmin, C.-Y. Lai, and T. A. Brun, "Quantum data-syndrome codes," *IEEE J. Select. Areas Commun.*, vol. 38, no. 3, pp. 449–462, 2020.
- [6] A. R. Calderbank and P. W. Shor, "Good quantum error-correcting codes exist," *Physical Review A*, vol. 54, no. 2, pp. 1098–1105, Aug. 1996.
- [7] D. MacKay, G. Mitchison, and P. McFadden, "Sparse-graph codes for quantum error correction," *IEEE Trans. Inf. Theory*, vol. 50, no. 10, pp. 2315–2330, Oct. 2004.
- [8] M. Fresia, F. Perez-Cruz, H. V. Poor, and S. Verdu, "Joint source and channel coding," *IEEE Signal Processing Mag.*, vol. 27, no. 6, pp. 104–113, Nov. 2010.

- [9] J. Leon, "A probabilistic algorithm for computing minimum weights of large error-correcting codes," *IEEE Trans. Inf. Theory*, vol. 34, no. 5, pp. 1354–1359, May 1988.
- [10] D. Ostrev, D. Orsucci, F. Lázaro, and B. Matuz, "Classical product code constructions for quantum calderbank-shor-steane codes," *[online]*. Available: [arXiv:2209.13474 \[quant-ph\]](https://arxiv.org/abs/2209.13474), 2022.
- [11] A. Y. Kitaev, "Quantum error correction with imperfect gates," in *gates, Quantum Communication, Computing, and Measurement (Proc. 3rd Int. Conf. of Quantum Communication and Measurement)*. Plenum Press, New York, 1997, pp. 181–188.