

# Knowing What LLMs DO NOT Know: A Simple Yet Effective Self-Detection Method

Yukun Zhao<sup>1,2</sup> Lingyong Yan<sup>2</sup> Weiwei Sun<sup>1</sup> Guoliang Xing<sup>2</sup> Chong Meng<sup>2</sup>  
Shuaiqiang Wang<sup>2</sup> Zhicong Cheng<sup>2</sup> Zhaochun Ren<sup>3\*</sup> Dawei Yin<sup>2\*</sup>

<sup>1</sup>Shandong University, Qingdao, China <sup>2</sup>Baidu Inc., Beijing, China

<sup>3</sup>Leiden University, Leiden, The Netherlands

{zhaoyukun02, yanlingyong}@baidu.com, sunnweiwei@gmail.com

{xingguoliang, mengchong01, wangshuaiqiang, chengzhicong01}@baidu.com

z.ren@liacs.leidenuniv.nl, yindawei@acm.org

## Abstract

Large Language Models (LLMs) have shown great potential in Natural Language Processing (NLP) tasks. However, recent literature reveals that LLMs generate nonfactual responses intermittently, which impedes the LLMs' reliability for further utilization. In this paper, we propose a novel self-detection method to detect which questions that a LLM does not know that are prone to generate nonfactual results. Specifically, we first diversify the textual expressions for a given question and collect the corresponding answers. Then we examine the divergencies between the generated answers to identify the questions that the model may generate falsehoods. All of the above steps can be accomplished by prompting the LLMs themselves without referring to any other external resources. We conduct comprehensive experiments and demonstrate the effectiveness of our method on recently released LLMs, e.g., Vicuna, ChatGPT, and GPT-4.

## 1 Introduction

With the significant improvements in large language models (LLMs) such as PaLM (Chowdhery et al., 2022), ChatGPT (Ouyang et al., 2022), GPT-4 (OpenAI, 2023), LLAMA (Touvron et al., 2023), and Vicuna (Chiang et al., 2023), LLMs have been widely used in various tasks, such as knowledge-intensive question answering, common-sense reasoning and arithmetic reasoning tasks. Unfortunately, LLMs still produce unexpected falsehoods (Bang et al., 2023; Li et al., 2023), i.e., they are unaware of what they do not know and indiscriminately generate responses. For example, a LLM (ChatGPT) generates falsehoods for a knowledge quiz and math problem, as shown in Table 1. These intermittent errors can severely hinder the LLMs' reliability in practice, which makes detecting what they do not know an important research

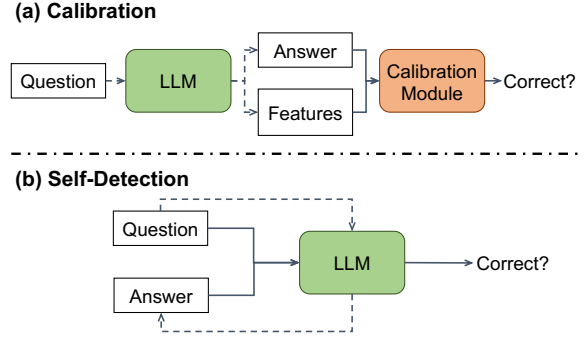


Figure 1: Two paradigms for detecting hallucinations. The dashed lines denote the LLM generation process. The solid lines denote hallucination detection.

problem for LLMs (Hendrycks et al., 2021; Lin et al., 2022; Kadavath et al., 2022).

There are mainly two paradigms to detect the non-factuality: the calibration-based methods and the self-detecting methods. 1). The calibration-based methods often detect falsehoods by calculating the confidence scores of model generations (See Figure 1(a)). The confidence scores are generating probabilities (Jiang et al., 2021; Si et al., 2023; Manakul et al., 2023) or calibrated probabilities using auxiliary models (Lin et al., 2022; Jiang et al., 2021).

Nevertheless, these methods are mostly ad-hoc, while the score may not be available for commercial LLMs, and the tuned calibration is challenging for the generalization of out-of-distribution data. 2). The self-detecting method directly leverages the LLMs themselves to detect when they hallucinate (See Figure 1(b)). For example, Kadavath et al. (2022) prompt the LLMs to predict the probabilities on whether their responses are true; Wang et al. (2023b) and Kuhn et al. (2023) detect the falsehoods by sampling answers with a high temperature and examining self-consistency between them. However, the performance of these work is limited as LLMs tend to be highly confident about their outputs, and they tend to give consistent

\*Co-corresponding authors.

<b>Knowledge Quiz:</b> The lyricist of <i>Kadam Kadam Badhaye Ja Khushi ke Geet Gaye Ja</i>	
Q1: Who has written the lyrics to patriotic song kadam kadam badhaye ja khushi ke geet gaye ja?	Q2: Who is the lyricist of the patriotic song Kadam Kadam Badhaye Ja Khushi ke Geet Gaye Ja?
R1: The lyrics of the patriotic song Kadam Kadam Badhaye Ja Khushi Ke Geet Gaye Ja were written by <b>Shri Ravi Shankar Sharma</b> .	R2: The lyricist of the patriotic song Kadam Kadam Badhaye Ja Khushi ke Geet Gaye Ja is <b>Shri Pyarelal Santoshi</b> .
Correct Answer: <b>Vanshidhar Shukla</b> .	
<b>Math Problem</b>	
Q1: Tom’s restaurant gets 6 reservations a night. They normally order 2 meals that cost \$5 each and a \$5 bottle of wine. How much do they make a week if they are open 2 days a week?	Q2: Kanan’s restaurant gets 6 reservations a night. They normally order 2 meals that cost \$5 each and a \$5 bottle of wine. How much do they make a week if they are open 2 days a week?
R1: They make $6 \times 2 = 12$ meals a night. So they make $12 \times 10 = 120$ a night. <b>That means they make <math>120 \times 2 = 240</math> a week.</b>	R2: They make $2 \times 6 = 12$ meals a night. So they make $12 \times 2 = 24$ on meals. They also make $6 \times 5 = 30$ on wine. So they make $24 + 30 = 54$ a night. <b>That means they make <math>54 \times 2 = 108</math> a week.</b>
Correct Answer: <b>180</b> .	

Table 1: Two examples of completely different responses for the distinct but semantically equivalent questions from two types of QA.

answers to the same prompt after the alignment training (OpenAI, 2023; Ouyang et al., 2022; Zhao et al., 2023).

In contrast with previous methods, this paper considers the non-factuality as that the models actually do not know which knowledge is related to the prompt, but output the responses incorrectly based on biased context. LLMs are expected to provide correct and consistent answers regardless of the ways the questions are verbalized. Therefore, if they give drastically different responses for the different verbalizations, we consider the models do not know the knowledge.

Based on the above hypothesis, this paper proposes a novel self-detection method for LLMs’ non-factuality, which examines the divergence of LLMs’ behaviors on different verbalizations of the question. Specifically, given a question about a piece of undecided knowledge or facts, we first utilize this question as the context and ask the LLMs to diversify several verbalizations. Then, we collect the corresponding answers for the re-phrased questions, as well as the original questions. After that, we cluster these answers to further examine the divergence between the answers. Finally, we identify the questions with greater divergent answers as the LLM’s unknown ones. Compared with previous methods, our detecting method is model-free and flexible for continual LLM upgrading. To verify the effectiveness of our method, we conduct comprehensive experiments on three types of tasks: factoid question answering, commonsense reasoning, and arithmetic reasoning tasks. The experimental results demonstrate the superior performance of our self-detecting method.

In summary, our contributions are as follows:

- We show existing LLMs intermittently retain the verbalization-sensitive problem, generating drastically inconsistent responses to the questions with the same semantics but verbalized differently.
- We introduce a self-detecting suit that relies solely on an LLM itself, enabling a light detection of whether an LLM is unknown for each instance.
- We prob what an LLM knows and un-knows and show a correlation between the models’ unknown to the popularity, the reasoning steps, and the distracted formulations.

## 2 Related Work

**Model Calibration** Calibration is a well-studied topic in traditional DNN models (Hendrycks and Gimpel, 2016; Guo et al., 2017; Pereyra et al., 2017; Qin et al., 2021), aiming to predict a confidence score that aligns well with the representative of the true correctness likelihood. Post-hoc methods like temperature scaling and feature-based fitting on a development set are widely used in the traditional neural network (Guo et al., 2017), the pre-trained language model (Desai and Durrett, 2020; Hendrycks et al., 2019) and LLM GPT-3 (Jiang et al., 2021). Bootstrapping and ensembling methods are then explored (Osband et al., 2016; Lakshminarayanan et al., 2017; Sun et al.; Radford et al., 2019). Jagannatha and Yu (2020) and Jiang et al. (2021) show the BERT (Devlin et al., 2019), DistilBERT (Sanh et al., 2019), T5 (Raffel et al., 2020), BART (Lewis et al., 2019) and GPT-2 (Radford et al., 2019) are not well-calibrated on NER, POS, QA tasks.

Li et al. (2022); Ye and Durrett (2022); Dong et al. (2022) fine-tune and optimize the calibration loss for BERT (Devlin et al., 2019), RoBERTa (Liu et al., 2019) and T5 (Raffel et al., 2020) respectively. Mielke et al. (2022) and Lin et al. (2022) fine-tune the BlenderBot (Roller et al., 2020) and GPT-3 (Brown et al., 2020) separately for calibration and express the models’ uncertainty in a verbalized statement. The calibration tuned for specific tasks makes it challenging to generalize on out-of-distribution data (Guo et al., 2017).

**LLM Probing** LLMs, especially ChatGPT (Ouyang et al., 2022) and GPT-4 (OpenAI, 2023) have obtained remarkable performance on various language tasks (Bang et al., 2023; Rangapur and Wang, 2023), such as they generate high-quality human-like text in response to natural language inputs (Rao et al., 2023), and have the great potential for translation (Jiao et al., 2023), NLI, paraphrasing (Zhong et al., 2023), summarization (Wang et al., 2023a), coding (Zhuo, 2023), optimization, layout issues (Michail et al., 2023), conversational QA tasks (Rangapur and Wang, 2023) and reasoning tasks (Wang et al., 2023b) with proper prompts (Brown et al., 2020; Kojima et al., 2022; Wei et al., 2022).

Besides, recent work (Madaan et al., 2023; Fu et al., 2023) show that GPT-3.5 (Ouyang et al., 2022; Welleck et al., 2022) and GPT-4 (OpenAI, 2023) can understand the feedback on their own generated response instructed from evaluators or humans and improve their output interactively in tasks like social media conversations, code optimization, and constrained generation. Mallen et al. (2022) draw a general conclusion when LLMs are un-trusted that GPT-3.5 and OPT (Zhang et al., 2022) struggle to memorize factual knowledge when the entities and relations are less popular.

For detecting the LLMs’ uncertainty and when they may hallucinate, Kadavath et al. (2022) find that the LLM (Bai et al., 2022) can evaluate the sampled answers except their self-generated answers due to overconfidence. Si et al. (2023) and Manakul et al. (2023) utilize the token probability to indicate the uncertainty of their output. Amayuelas et al. (2023) propose a known unknowns dataset and show a minimal gap in the answer uncertainty between known and unknown questions in their dataset. Agrawal et al. (2023) ask additional questions about the generated output and check the consistency of additional answers to detect the halluci-

nated contents. Recent work (Wang et al., 2023b; Si et al., 2023; Mündler et al., 2023; Kuhn et al., 2023) utilize the randomness during the generation and compute the self-contradicted score among the generated answers as the uncertainty score. If we increase randomness, we certainly obtain different answers. When using the contradiction between these answers to detect LLMs’ unknown, it would be confusing whether the randomness or the LLMs’ actual unknown contributes to the results.

### 3 Self-Inconsistency in LLMs: Definition and Motivation

As aforementioned, we attribute the non-factuality of LLMs to the generative characteristics, where the generations are accomplished by sequentially sampling the most possible tokens based on the preceding context. It means even if an LLM does not know the exact knowledge related to the question, it still generates plausible responses that are incorrectly prompted by the context, and this phenomenon is also observed in previous studies (Cao et al., 2021; Zhuo et al., 2023). Consequently, if it returns contradicted responses to the same questions but in different verbalizations, the LLM is unknown to that question as it generates non-factual answers.

To intuitively illustrate the above phenomenon, we show some examples of ChatGPT in Table 1, where the Q1 and Q2 describe the same question with different verbalizations, but their answers are completely different.

Based on the observation, this paper proposes to leverage the inconsistency between the responses to different verbalizations of the same questions, to automatically detect the LLMs’ non-factuality by themselves.

**Inconsistency Definition** We check whether the responses ( $R = \{r_1, \dots, r_n\}$ ) to a question group ( $Q = \{q_1, \dots, q_n\}$ ) are inconsistent, where any two questions  $q_i$  and  $q_j$  describe the same semantics. Then, we calculate the inconsistency score inner the response group  $R$  and regard it as inconsistent if the score is above a pre-defined threshold.

### 4 Self-Detecting What LLMs Un-Know

In this section, we introduce our framework for detecting what a LLM does not know. Specifically, as shown in Figure 2, given a question (prompt or instruction + instance), we first diversify the original

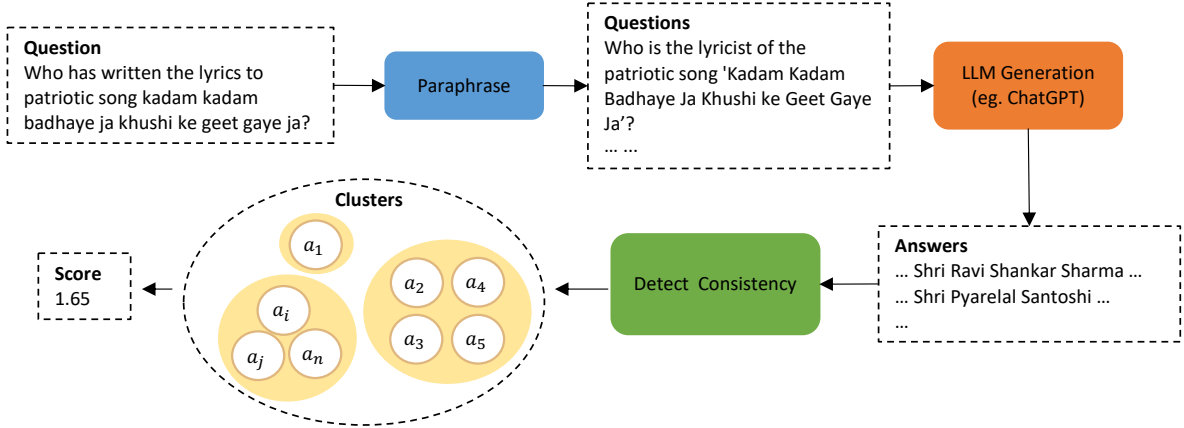


Figure 2: The framework of self-detecting what language models un-know.

question to several different verbalized questions (Section 4.1). Then, we make the LLM generate the corresponding responses according to the re-phrased questions (Section 4.2). Finally, we examine the consistency scores among the responses and determine whether the LLM actually knows the answer to this question (Section 4.3).

#### 4.1 Diversifying Question Verbalizations

We introduce how to diversify question verbalizations that express the same meaning given the original question.

**Model-based Generation** For those QA questions, we exploit a LLMs itself (eg., ChatGPT, GPT-4) to generate paraphrased questions  $Q(q) = \{q_1, \dots, q_m\}$  for a question  $q$ . Specifically, we set a higher temperature to obtain  $m$  paraphrased questions. The instruction for the paraphrasing task is shown in Table 2:

---

Given a question, paraphrase it to have different words and expressions but have the same meaning as the original question. Please note that you should not answer the question, but rather provide a re-phrased question.

---

Table 2: The instruction for the paraphrasing task.

After obtaining  $m$  paraphrased questions, we then filter out the noisy paraphrased questions that have different semantics to improve the paraphrasing quality by using the following instruction with few shot examples.<sup>1</sup>

**Rule-based Generation** For commonsense reasoning and arithmetic reasoning questions, we use

<sup>1</sup>We have demonstrated the performance with 5-shot examples across current LLMs. For openQA questions, we achieve paraphrased precision 95%, 94%, 95%, and 93% for ChatGPT, GPT-3.5 (davinci-003), GPT-4 and Vicuna-13B respectively, which are inferred from human evaluated 100 samples for each model.

---

Determine whether the paraphrased question describes the same thing as the original question, and give "Contradicted" if they are not the same otherwise give "Same" as the result.

---

Table 3: The instruction for detecting wrong paraphrases.

human-crafted rules for paraphrasing, as those questions are quite sensitive to numerical numbers, modifiers, and logical relationships. We exchange the order of choices provided for the question to obtain  $n$  paraphrased questions for commonsense reasoning. We substitute the personal names of a question with new names to obtain  $n$  paraphrased questions for arithmetic reasoning problems, as the second example.

Finally, we obtain at most  $n$  verbalized questions  $Q(q)$ .

#### 4.2 Generating Candidate Answers

After obtaining the diverse verbalized questions, we prompt the LLM to generate its candidate responses according to the questions. We employ a greedy decoding strategy to avoid unpredictable randomness of the LLMs as much as possible.

In this stage, we generate a unique response  $r_i$  separately for each question  $q_i$  and obtaining the response set  $R(q) = \{\dots, r_i, \dots, r_n\}$  for  $Q(q) = \{\dots, q_i, \dots, q_n\}$ . After that, we examine the divergence score between the candidate answers to determine whether the LLM may generate non-factual answers for this question.

#### 4.3 Self-Detection Method

We examine the entropy of the distribution of the generated responses under the same question as the consistency score. To obtain this score, we



first determine whether any two answers are consistent and then cluster the answers according to the consistency.

**Consistency Determination** Firstly, we examine whether any two answers are consistent  $cons(r_i, r_j) \in \{0, 1\}$ . For question answering and arithmetic reasoning, we use the LLM itself to handle the inconsistency detection by asking whether the two answers are the same or contradicted, as shown below. The  $cons(r_i, r_j)$  is inferred from the generated contents using keywords "Contradicted" or "Same".

---

Determine whether the answer 'A1' is 'Contradicted' or 'Same' with the answer 'A2' for the question 'Q'. You need to check whether the two answers exactly describe the same thing such as the same entity, digit, or arithmetical results. If the two answers are the same, give "Same", otherwise give "Contradicted" as the result.

---

Table 4: The instruction for determining whether two answers are consistent.

This task is a strength of the latest LLMs even in a zero-shot measure as it demands basic logical reasoning abilities (Qin et al., 2023; Liu et al., 2023; Zhong et al., 2023).

For commonsense reasoning, we directly check whether a selected option  $r_i$  exactly matches (EM) the other selected choice  $r_j$  to obtain the  $cons(r_i, r_j)$ , since our commonsense QA is a multiple-choice question format.

**Clustering Responses** Then we group the same answers into the same cluster based on the consistency and obtain a cluster distribution of the answers. Specifically, we perform clustering similar to the k-means algorithm. We start by randomly selecting an answer  $r_i$  as the initial cluster  $\omega_k$ . Then, for each remained answer  $r_j$ , we randomly choose a cluster  $\omega_l$  and check if  $r_j$  matches most of the answers in the  $\omega_l$ . If it matches, we assign it to the existing cluster  $\omega_l$  accordingly. If it doesn't match, we group it into a new cluster.

**Entropy-Based Detection** After clustering, we obtain  $\Omega = \{\dots, \omega_j, \dots, \omega_k\}$  clusters for the  $n$  responses and the number of each cluster  $\omega_k$  is  $c(\omega_k)$ . We calculate the entropy of the answer distribution as:

$$entropy(R(q)) = \sum_j \frac{c(\omega_j)}{n} \log \frac{c(\omega_j)}{n} \quad (1)$$

The entropy measures the degree of divergence between the generated responses for the same question. A higher entropy indicates greater randomness in the generations. It corresponds to a lower probability of providing correct answers for a question, which suggests the LLM is less likely to understand the question.

## 5 Experiments

### 5.1 Experimental Settings

**Datasets** We evaluate the effectiveness of our self-detection on factoid question answering, arithmetic reasoning, and commonsense reasoning tasks. For factoid question answering, we use FaVIQ (Park et al., 2022) and ComQA (Abujabal et al., 2019) as our benchmark dataset. For arithmetic reasoning, we use GSM-8K (Cobbe et al., 2021) and SVAMP (Patel et al., 2021). For commonsense reasoning, we use ARC-Challenge (Clark et al., 2018) and CommonsenseQA (Talmor et al., 2019).

For ARC-Challenge, comQA, SVAMP and CommonsenseQA, we report the performance on the dev set. For GSM-8K, we report the performance of test set. For FaVIQ, we randomly split the a-set into train, dev and test set, which contains 500, 500, and 200 samples, respectively. We report the performance on the test set.

**Models** We self-detect the SOTA LLMs including GPT-3.5 (text-davinci-003), ChatGPT (gpt-3.5-turbo) (Ouyang et al., 2022), GPT-4 (OpenAI, 2023), and Vicuna-13B (Chiang et al., 2023) which is one of the best-performing open-source LLMs. For GPT-series models, we use the openAI APIs<sup>2</sup> to obtain the responses. For Vicuna-13B, we deployed the model ourselves using 2 A100 40G GPUs.

**Evaluation Metrics** We report PR-AUC to indicate whether the output uncertainty score can reveal whether a language model unknown. For each question in the datasets, we have a ground-truth answer. We examine whether a model can generate a correct answer by comparing the exact matching with the ground-truth answer, as a model knowing or un-knowing a question. By comparing the uncertainty score our method outputs with the unknown label, we report the PR-AUC metric.

<sup>2</sup><https://platform.openai.com/docs/api-reference>

	ARC	CommonsenseQA	GSM-8K	SVAMP	FaVIQ	ComQA
<i>ChatGPT performance</i>						
Random	10.78	22.49	11.77	17.94	45.96	27.05
ConsistAnswers	14.24	25.96	52.71	<b>30.50</b>	57.09	31.76
SelfCheckGPT	23.60	39.38	21.14	25.68	52.26	39.56
SelfDetection	<b>40.86</b>	<b>40.23</b>	<b>56.29</b>	28.18	<b>59.65</b>	<b>42.86</b>
<i>GPT-3.5 performance</i>						
Random	17.80	26.24	67.03	30.01	53.67	52.97
TokenProbs	17.32	32.43	68.97	43.55	58.21	68.38
Perplexity	17.62	32.35	71.63	44.74	59.85	70.07
ConsistAnswers	31.97	42.57	70.97	43.35	64.22	76.89
SelfCheckGPT	33.92	44.97	65.86	29.51	49.17	60.53
SelfDetection	<b>51.15</b>	<b>65.83</b>	<b>73.25</b>	<b>46.78</b>	<b>67.63</b>	<b>79.44</b>
<i>GPT-4 performance</i>						
Random	6.29	9.71	6.91	7.13	37.67	23.02
ConsistAnswers	27.44	35.47	22.39	<b>25.99</b>	51.30	37.34
SelfCheckGPT	21.15	39.26	12.99	22.87	46.66	46.31
SelfDetection	<b>36.45</b>	<b>42.71</b>	<b>36.83</b>	24.78	<b>56.26</b>	<b>58.95</b>
<i>Vicuna-13B performance</i>						
Random	54.36	57.46	58.51	30.67	51.77	36.71
ConsistAnswers	58.77	69.10	<b>66.40</b>	46.34	71.61	73.02
SelfCheckGPT	57.29	65.17	62.88	44.43	<b>72.83</b>	58.98
SelfDetection	<b>63.30</b>	<b>77.50</b>	66.28	<b>50.37</b>	68.43	<b>77.57</b>

Table 5: The PR-AUC of different methods for ChatGPT (gpt3.5-turbo), GPT-3.5 (davinci-003), GPT-4 and Vicuna-13B on 6 representative datasets of commonsense reasoning, arithmetic reasoning, and question answering tasks. The best results of PR-AUC metric are shown in bold.

**Baselines** We compare our self-detection with recent SOTA methods including: 1). Token-level probability (TokenProbs for short), proposed in (Manakul et al., 2023), measures the response’s likelihood and the average of the token probabilities is used as the confidence score; 2). Perplexity, the reciprocal of the (normalized) language model probability, is used to indicate the uncertainty (Si et al., 2023); 3). Self-consistency of answers (ConsistAnswers for short) is calculated as the frequency of the most frequent answers while the answers are generated using a high-temperature value (0.7) to sample 10 times for a set of different predictions (Si et al., 2023); 4). SelfCheckGPT (Manakul et al., 2023) combines the averages of the main response’s BERTScore with the most similar sentence of each drawn sample and the token-level probability.

## 5.2 Overall Performance

First, we validate the effectiveness of our proposed self-detection method. In Table 5, we report the overall performance of 6 methods on ChatGPT, GPT-3.5 (davinci-003), GPT-4, and Vicuna-13B across six datasets for three tasks. We see that compared with recent methods, the self-detection method mostly achieves the best performance on all 6 data sets, validating that our method can be applied to different language models (LLMs) for

self-detecting what they do not know. Since we cannot obtain the token probability for ChatGPT, GPT4, and Vicuna, we omit the perplexity and token probability methods.

The random method randomly assigns a score between 0 and 1 to indicate whether the model is uncertain with the question, serving as the lowest baseline. The PR-AUC values across different models are not comparable. This is because the ground-truth labels across the four models, whether the models know the answer to a question, are not the same. We compare different methods within the same model.

Specifically, self-detection shows significant improvements for the commonsense reasoning task on ARC and CommonsenseQA, compared to the previous baselines both for ChatGPT and GPT-3.5.

In mathematical problems GSM8k and SVAMP, the self-detection method also achieves optimal performance, and the consistAnswers and the perplexity method serve as a strong baseline. For arithmetic reasoning, we guess the generated probabilities, such as  $2 + 3 = ?$  have a strong correlation with the likelihood of the answer being correct, contributing to the performance.

For the two QA data sets FAVIQ and ComQA, the self-detection method performs the best, and the consistAnswers method, which calculates the

Question Type	Google	Bing
Unknown	7,497k	1,255k
Known	10,929k	2,647k

Table 6: The number of search results for unknown and known questions.

consistency among the sampled answers, serves as a strong baseline.

Overall, our self-detection achieves the best performance because we capture the essence of identifying when a model is unknowing. If a model’s responses to a question are unstable, the probability of its response being coincidentally correct aligns with the consistency level of its generated responses.

### 5.3 Unknown Questions Study

Then, we investigate what types of questions the LLM would un-know. We analyze the unknown and known questions of ChatGPT on question answering, arithmetic reasoning, and commonsense reasoning tasks across the 6 data sets. The known and unknown questions are determined based on the entropy we calculated, whose entropy scores exceeding a certain threshold are considered unknown, and the rest are considered known.

**Knowledge Popularity** We find that the LLM is more likely to un-know the uncommon knowledge for question answering. For example, when asked about the lyric writer of a less popular song, the model may produce different answers for differently rephrased questions shown in Table 1. Additionally, the most frequent answer is not always the correct one. To further explore the difference between unknown and known questions, we consult search engines including Google and Bing. We use the number of returned search results as an indicator of the popularity of the knowledge for the question. In Table 6, we reveal that the number of search results for unknown questions is significantly lower than for known questions. This suggests that the LLM has relatively poorer memorization of unpopular knowledge.

**Reasoning Steps** For arithmetic reasoning tasks, when the reasoning steps are longer, requiring 4 steps or more, and containing different operations simultaneously such as both addition and multiplication, the model tends to confuse the order of operations. This can lead to incorrect answers while different orders of operations are calculated in the paraphrased questions. As shown below, an LLM needs to calculate the cost of a reservation first,

which includes 2 meals \$5 each and a bottle of wine at \$5. And then calculate the cost of a night and a week. However, the model calculates the number of meals, then calculates the price of the meals, which is not easy to calculate correctly. This leads to an incorrect answer when calculating for the final step.

Tom’s restaurant gets 6 reservations a night. They normally order 2 meals that cost \$5 each and a \$5 bottle of wine. How much do they make a week if they are open 2 days a week?

Besides, for arithmetic calculation, the model is more prone to make calculation errors on a 5-digit number or more, which reveals OpenAI does not request calculation API for the math problems.

For commonsense reasoning tasks, when contain two or more reasoning steps, the model is more likely to make mistakes. For example,

A family wants to adopt for enviro-ethical reasons, what did they abhor?" (A) abandon; (B) foster child; (C) orphan; (D) biological child; (E) give away

the model must reason the subject being concentrated on adoption firstly, and then "abhor" for "enviro-ethical reasons". Therefore, the model should only select "biological child".

**Distracted Formulations** When distracted reasoning calculations appear in a math question, which is not necessarily calculated for the final result, the model would calculate unnecessary distractions, leading to unexpected errors. For example,

nell collects cards. she had 239 baseball cards and 38 10 cards. she gave some of her cards to jeff and now has 376 10 cards and 111 baseball cards left. how many more 10 cards than baseball cards does nell have?

it is unnecessary to calculate how many cards Jeff has; we only need to calculate how many more baseball cards Neil has compared to 10 cards, which can be done in one reasoning step.

In the task of commonsense reasoning, the model is prone to confusion and may occasionally produce the correct answer or a close but incorrect one, when the candidate answers that are very close to the true answer and we call these distracted candidates. For example,

The performer was ready to put on a

Dataset	GPT3.5	ChatGPT	GPT4	Vicuna
ARC	0.17	0.10	0.05	0.55
CSQA	0.23	0.19	0.13	0.57
GSM8k	0.62	0.11	0.05	0.58
SVAMP	0.25	0.15	0.07	0.35
FaVIQ	0.50	0.43	0.32	0.54
ComQA	0.56	0.30	0.27	0.38

Table 7: Comparison of the unknown ratios of different LLMs. CSQA is commonsenseQA for short.

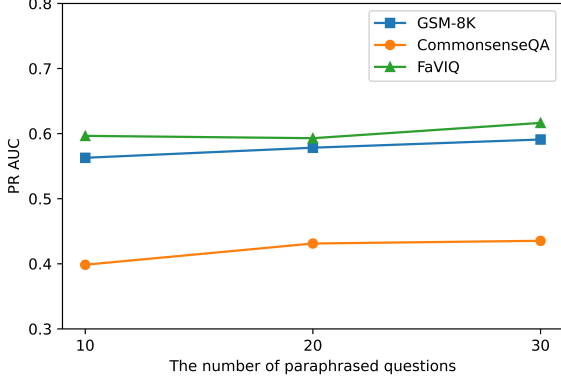


Figure 3: The performance of different numbers of paraphrased questions on the self-detection.

show and stepped onto the launch platform, what was his job? (A) ocean; (B) battleship; (C) cape canaveral florida; (D) trapeze; (E) nasa

the presence of “Cape Canaveral Florida” is a strong distractor compared to “trapeze” because the question mentions a “launch platform”, which easily leads the model to associate it with “rocket spacecraft astronaut”.

#### 5.4 Evolution of LLMs

We examine the performance of the continual upgrading models across the openQA, commonsense reasoning, and arithmetic reasoning tasks. We calculate the entropy across the four models on their corresponding generations and split unknown and known questions based on a threshold of the entropy. We report the unknown ratios of the four LLMs in Table 7. We see that GPT-4 performs the best, and GPT3.5 and Vicuna-13B are weaker than ChatGPT in terms of all tasks. Vicuna-13B is weaker than GPT3.5 in most tasks except in GSM8K and ComQA test sets.

#### 5.5 Impact of the Number of Questions

We examine whether the number of paraphrased questions affects self-detection performance. Due to time and cost constraints, we only report the self-detection for ChatGPT on 3 representative datasets (FaVIQ, CommonsenseQA, GSM8K) correspond-

ing to the 3 tasks. We report self-detection performance when the number of paraphrased questions is set to 10, 20, and 30. We observe that as the number of paraphrased questions increases, there is a slight improvement in self-detection on the corresponding datasets, as shown in Figure 3. Our analysis reveals that some unknown questions may be answered coincidentally correctly when the number of questions is small. However, this inconsistency (i.e., unknown) can be detected as the number of paraphrased questions increases. Additionally, for questions where the model is confident, the model continues to answer consistently, even with more questions. The two phenomena explain an overall improvement in self-detection with more questions.

#### 5.6 Component Evaluation

We analyze the precision of each component in our framework. For the first paraphrase module, we randomly sampled 100 paraphrases generated from the four LLMs. Then we manually label whether the rephrased versions describe the same thing as the original questions. We report the human-labeled agreement ratio upon the 100 instances as the paraphrase precision. The precision for the commonsense reasoning tasks is 100% as we only exchange the options as the paraphrased version. In arithmetic reasoning tasks, the precision is 99% as we only exchange the subjects of the question for a paraphrased version, with the remaining 1% errors due to the conflicts between animal names and human names. For openQA questions, the precision scores for ChatGPT, GPT-3.5 (davinci-003), GPT-4, and Vicuna-13B are 95%, 94%, 95%, and 93% respectively.

Then, we evaluate the answer clustering performance directly and omit evaluating the consistency detection performance, as we group the answers solely based on whether the two answers are consistent. The precision is measured by calculating the proportion of answer-pairs in the intersection correctly assigned between the output cluster  $\Omega = \{\omega_1, \dots, \omega_k\}$  and the ground-truth cluster  $\mathcal{C} = \{c_1, \dots, c_p\}$ . We report the clustering precision in our manually labeled 400 clusters.

$$\text{Precision}(\mathcal{C}, \Omega) = \frac{1}{k} \sum_{i=1}^k \frac{\binom{\max_j |\omega_j \cap c_i|}{2}}{\binom{|c_i|}{2}},$$

We achieve 100% precision for the commonsense reasoning task for the four LLMs. For



Methods	QA	CSQA	Arith.
<b>gpt-3.5-turbo</b>			
TP & PRL	0.00008	0.0002	0.00006
SCGPT & CA	0.002	0.004	0.0006
SelfDetect	0.004	0.004	0.0006
<b>text-davinci-003</b>			
TP & PRL	0.0008	0.0014	0.0008
SCGPT & CA	0.022	0.038	0.008
SelfDetect	0.049	0.038	0.008
<b>GPT-4</b>			
TP & PRL	0.0024	0.0068	0.0014
SCGPT & CA	0.046	0.105	0.014
SelfDetect	0.092	0.106	0.014

Table 8: The costs per question for the TokenProbs (TP), Perplexity(PRL), ConsistAnswers (CA), SelfCheckGPT (SCGPT) and SelfDetection methods on OpenQA (QA), CommonsenseQA (CSQA) and arithmetical reasoning (Arith.) tasks.

openQA questions, we achieve precisions of 89%, 88%, 90%, and 78% for ChatGPT, davinci-003, GPT-4, and Vicuna-13B respectively. For arithmetic reasoning tasks, the precision scores are 92%, 89%, 93%, and 86% for ChatGPT, davinci-003, GPT-4, and Vicuna-13B respectively.

## 5.7 Costs

Finally, we report the costs for self-detecting and the compared methods. For open-source models like Vicuna, we deploy them ourselves for inference. For those not open-sourced like ChatGPT, we request APIs. The costs per question in U.S. dollars across different tasks are shown in Table 8.

## 6 Conclusion

In this paper, we propose a simple yet effective zero-resource method to self-detect the hallucinations for certain questions. We conducted extensive experiments on four recent LLMs— ChatGPT, GPT3.5, GPT-4, and Vicuna on three different types of tasks. The experimental results demonstrate the effectiveness of our method. Our method captures the essential of probing the LLMs’ abilities and is suitable for the continual upgrading large language models. Furthermore, we also explore the question types that LLMs tend to struggle with, like low popularity and more reasoning steps. Our method can assist the models to detect and improve their specific weaknesses, improving their reliability in the future.

## Limitations

Due to the time and costs constraints, we report the performance of 200 random samples from each test set for the six datasets. More data samples could be investigated for smoother experimental metrics. Additionally, we detect the model’s unknown through self-inconsistency. It is unable to detect the cases where the model generates consistently but incorrectly, resulting the false negatives. It is necessary to incorporate more high-quality external knowledge to detect the falsehoods for the free-form generation, as they still hinder the reliability of the LLMs.

## Ethics Statement

We acknowledge the importance of the ACM code of Ethics and totally agree with it. We ensure that this work is compatible with the provided code, in terms of the publicly accessed datasets and models.

## References

- Abdalghani Abujabal, Rishiraj Saha Roy, Mohamed Yahya, and Gerhard Weikum. 2019. Comqa: A community-sourced dataset for complex factoid question answering with paraphrase clusters. In *ACL*, pages 307–317.
- Ayush Agrawal, Lester Mackey, and Adam Tauman Kalai. 2023. Do language models know when they’re hallucinating references? *arXiv preprint arXiv:2305.18248*.
- Alfonso Amayuelas, Liangming Pan, Wenhui Chen, and William Wang. 2023. Knowledge of knowledge: Exploring known-unknowns uncertainty with large language models. *arXiv preprint arXiv:2305.13712*.
- Yuntao Bai, Andy Jones, Kamal Ndousse, Amanda Askell, Anna Chen, Nova DasSarma, Dawn Drain, Stanislav Fort, Deep Ganguli, Tom Henighan, et al. 2022. Training a helpful and harmless assistant with reinforcement learning from human feedback. *arXiv preprint arXiv:2204.05862*.
- Yejin Bang, Samuel Cahyawijaya, Nayeon Lee, Wenhui Dai, Dan Su, Bryan Wilie, Holy Lovenia, Ziwei Ji, Tiezheng Yu, Willy Chung, et al. 2023. A multi-task, multilingual, multimodal evaluation of chatgpt on reasoning, hallucination, and interactivity. *arXiv preprint arXiv:2302.04023*.
- Tom Brown, Benjamin Mann, Nick Ryder, Melanie Subbiah, Jared D Kaplan, Prafulla Dhariwal, Arvind Neelakantan, Pranav Shyam, Girish Sastry, Amanda Askell, et al. 2020. Language models are few-shot learners. *NIPS*, 33:1877–1901.

- Boxi Cao, Hongyu Lin, Xianpei Han, Le Sun, Lingyong Yan, Meng Liao, Tong Xue, and Jin Xu. 2021. Knowledgeable or educated guess? revisiting language models as knowledge bases. In *ACL*, pages 1860–1874.
- Wei-Lin Chiang, Zhuohan Li, Zi Lin, Ying Sheng, Zhanghao Wu, Hao Zhang, Lianmin Zheng, Siyuan Zhuang, Yonghao Zhuang, Joseph E. Gonzalez, Ion Stoica, and Eric P. Xing. 2023. [Vicuna: An open-source chatbot impressing gpt-4 with 90%\\* chatgpt quality](#).
- Aakanksha Chowdhery, Sharan Narang, Jacob Devlin, Maarten Bosma, Gaurav Mishra, Adam Roberts, Paul Barham, Hyung Won Chung, Charles Sutton, Sebastian Gehrmann, et al. 2022. Palm: Scaling language modeling with pathways. *arXiv preprint arXiv:2204.02311*.
- Peter Clark, Isaac Cowhey, Oren Etzioni, Tushar Khot, Ashish Sabharwal, Carissa Schoenick, and Oyvind Tafjord. 2018. Think you have solved question answering? try arc, the ai2 reasoning challenge. *arXiv preprint arXiv:1803.05457*.
- Karl Cobbe, Vineet Kosaraju, Mohammad Bavarian, Mark Chen, Heewoo Jun, Lukasz Kaiser, Matthias Plappert, Jerry Tworek, Jacob Hilton, Reiichiro Nakano, et al. 2021. Training verifiers to solve math word problems. *arXiv preprint arXiv:2110.14168*.
- Shrey Desai and Greg Durrett. 2020. Calibration of pre-trained transformers. *arXiv preprint arXiv:2003.07892*.
- Jacob Devlin, Ming-Wei Chang, Kenton Lee, and Kristina Toutanova. 2019. Bert: Pre-training of deep bidirectional transformers for language understanding. In *NAACL-HLT*, pages 4171–4186.
- Qingxiu Dong, Damai Dai, Yifan Song, Jingjing Xu, Zhifang Sui, and Lei Li. 2022. Calibrating factual knowledge in pretrained language models. *arXiv preprint arXiv:2210.03329*.
- Yao Fu, Hao Peng, Tushar Khot, and Mirella Lapata. 2023. Improving language model negotiation with self-play and in-context learning from ai feedback. *arXiv preprint arXiv:2305.10142*.
- Chuan Guo, Geoff Pleiss, Yu Sun, and Kilian Q Weinberger. 2017. On calibration of modern neural networks. In *ICML*, pages 1321–1330.
- Dan Hendrycks, Nicholas Carlini, John Schulman, and Jacob Steinhardt. 2021. Unsolved problems in ml safety. *arXiv preprint arXiv:2109.13916*.
- Dan Hendrycks and Kevin Gimpel. 2016. A baseline for detecting misclassified and out-of-distribution examples in neural networks. *arXiv preprint arXiv:1610.02136*.
- Dan Hendrycks, Kimin Lee, and Mantas Mazeika. 2019. Using pre-training can improve model robustness and uncertainty. In *ICML*, pages 2712–2721.
- Abhyuday Jagannatha and Hong Yu. 2020. Calibrating structured output predictors for natural language processing. In *ACL*, pages 2078–2092.
- Zhengbao Jiang, Jun Araki, Haibo Ding, and Graham Neubig. 2021. How can we know when language models know? on the calibration of language models for question answering. *TACL*, 9:962–977.
- WX Jiao, WX Wang, JT Huang, Xing Wang, and ZP Tu. 2023. Is chatgpt a good translator? yes with gpt-4 as the engine. *arXiv preprint arXiv:2301.08745*.
- Saurav Kadavath, Tom Conerly, Amanda Askell, Tom Henighan, Dawn Drain, Ethan Perez, Nicholas Schiefer, Zac Hatfield Dodds, Nova DasSarma, Eli Tran-Johnson, et al. 2022. Language models (mostly) know what they know. *arXiv preprint arXiv:2207.05221*.
- Takeshi Kojima, Shixiang Shane Gu, Machel Reid, Yutaka Matsuo, and Yusuke Iwasawa. 2022. Large language models are zero-shot reasoners. *arXiv preprint arXiv:2205.11916*.
- Lorenz Kuhn, Yarin Gal, and Sebastian Farquhar. 2023. Semantic uncertainty: Linguistic invariances for uncertainty estimation in natural language generation. In *ICLR*.
- Balaji Lakshminarayanan, Alexander Pritzel, and Charles Blundell. 2017. Simple and scalable predictive uncertainty estimation using deep ensembles. *NIPS*, 30.
- Mike Lewis, Yinhan Liu, Naman Goyal, Marjan Ghazvininejad, Abdelrahman Mohamed, Omer Levy, Ves Stoyanov, and Luke Zettlemoyer. 2019. Bart: Denoising sequence-to-sequence pre-training for natural language generation, translation, and comprehension. *arXiv preprint arXiv:1910.13461*.
- Dongfang Li, Baotian Hu, and Qingcai Chen. 2022. Calibration meets explanation: A simple and effective approach for model confidence estimates. In *EMNLP*, pages 2775–2784.
- Junyi Li, Xiaoxue Cheng, Wayne Xin Zhao, Jian-Yun Nie, and Ji-Rong Wen. 2023. HaluEval: A large-scale hallucination evaluation benchmark for large language models. *arXiv preprint arXiv:2305.11747*.
- Stephanie Lin, Jacob Hilton, and Owain Evans. 2022. Teaching models to express their uncertainty in words. *Transactions on Machine Learning Research*.
- Hanmeng Liu, Ruoxi Ning, Zhiyang Teng, Jian Liu, Qiji Zhou, and Yue Zhang. 2023. Evaluating the logical reasoning ability of chatgpt and gpt-4. *arXiv preprint arXiv:2304.03439*.
- Yinhan Liu, Myle Ott, Naman Goyal, Jingfei Du, Mandar Joshi, Danqi Chen, Omer Levy, Mike Lewis, Luke Zettlemoyer, and Veselin Stoyanov. 2019. Roberta: A robustly optimized bert pretraining approach. *arXiv:1907.11692*.

- Aman Madaan, Niket Tandon, Prakhar Gupta, Skyler Hallinan, Luyu Gao, Sarah Wiegrefe, Uri Alon, Nouha Dziri, Shrimai Prabhumoye, Yiming Yang, et al. 2023. Self-refine: Iterative refinement with self-feedback. *arXiv preprint arXiv:2303.17651*.
- Alex Mallen, Akari Asai, Victor Zhong, Rajarshi Das, Hannaneh Hajishirzi, and Daniel Khashabi. 2022. When not to trust language models: Investigating effectiveness and limitations of parametric and non-parametric memories. *arXiv preprint arXiv:2212.10511*.
- Potsawee Manakul, Adian Liusie, and Mark JF Gales. 2023. Selfcheckgpt: Zero-resource black-box hallucination detection for generative large language models. *arXiv preprint arXiv:2303.08896*.
- Andrianos Michail, Stefanos Konstantinou, and Simon Clematide. 2023. Uzh\_clyp at semeval-2023 task 9: Head-first fine-tuning and chatgpt data generation for cross-lingual learning in tweet intimacy prediction. *arXiv preprint arXiv:2303.01194*.
- Sabrina J Mielke, Arthur Szlam, Emily Dinan, and Y-Lan Boureau. 2022. Reducing conversational agents’ overconfidence through linguistic calibration. *TACL*, 10:857–872.
- Niels Mündler, Jingxuan He, Slobodan Jenko, and Martin Vechev. 2023. Self-contradictory hallucinations of large language models: Evaluation, detection and mitigation. *arXiv preprint arXiv:2305.15852*.
- OpenAI. 2023. Gpt-4 technical report. *ArXiv*, abs/2303.08774.
- Ian Osband, Charles Blundell, Alexander Pritzel, and Benjamin Van Roy. 2016. Deep exploration via bootstrapped dqn. *NIPS*, 29.
- Long Ouyang, Jeffrey Wu, Xu Jiang, Diogo Almeida, Carroll Wainwright, Pamela Mishkin, Chong Zhang, Sandhini Agarwal, Katarina Slama, Alex Ray, et al. 2022. Training language models to follow instructions with human feedback. *NIPS*, 35:27730–27744.
- Jungsoo Park, Sewon Min, Jaewoo Kang, Luke Zettlemoyer, and Hannaneh Hajishirzi. 2022. Faviq: Fact verification from information-seeking questions. In *ACL*, pages 5154–5166.
- Arkil Patel, Satwik Bhattamishra, and Navin Goyal. 2021. Are nlp models really able to solve simple math word problems? In *NAACL*, pages 2080–2094.
- Gabriel Pereyra, George Tucker, Jan Chorowski, Łukasz Kaiser, and Geoffrey Hinton. 2017. Regularizing neural networks by penalizing confident output distributions. In *ICLR*.
- Chengwei Qin, Aston Zhang, Zhuosheng Zhang, Jiaao Chen, Michihiro Yasunaga, and Diyi Yang. 2023. Is chatgpt a general-purpose natural language processing task solver? *arXiv preprint arXiv:2302.06476*.
- Yao Qin, Xuezhi Wang, Alex Beutel, and Ed Chi. 2021. Improving calibration through the relationship with adversarial robustness. *NIPS*, 34:14358–14369.
- Alec Radford, Jeffrey Wu, Rewon Child, David Luan, Dario Amodei, Ilya Sutskever, et al. 2019. Language models are unsupervised multitask learners. *OpenAI blog*, 1(8):9.
- Colin Raffel, Noam Shazeer, Adam Roberts, Katherine Lee, Sharan Narang, Michael Matena, Yanqi Zhou, Wei Li, Peter J Liu, et al. 2020. Exploring the limits of transfer learning with a unified text-to-text transformer. *JMLR*, 21(140):1–67.
- Aman Rangapur and Haoran Wang. 2023. Chatgpt-crawler: Find out if chatgpt really knows what it’s talking about. *arXiv preprint arXiv:2304.03325*.
- Haocong Rao, Cyril Leung, and Chunyan Miao. 2023. Can chatgpt assess human personalities? a general evaluation framework. *arXiv preprint arXiv:2303.01248*.
- Stephen Roller, Emily Dinan, Naman Goyal, Da Ju, Mary Williamson, Yinhan Liu, Jing Xu, Myle Ott, Kurt Shuster, Eric M Smith, et al. 2020. Recipes for building an open-domain chatbot. *arXiv preprint arXiv:2004.13637*.
- Victor Sanh, Lysandre Debut, Julien Chaumond, and Thomas Wolf. 2019. Distilbert, a distilled version of bert: smaller, faster, cheaper and lighter. *arXiv preprint arXiv:1910.01108*.
- Chenglei Si, Zhe Gan, Zhengyuan Yang, Shuohang Wang, Jianfeng Wang, Jordan Boyd-Graber, and Lijuan Wang. 2023. Prompting gpt-3 to be reliable. In *ICLR*.
- Meiqi Sun, Wilson Yan, Pieter Abbeel, and Igor Mordatch. Quantifying uncertainty in foundation models via ensembles. In *NeurIPS 2022 Workshop on Robustness in Sequence Modeling*.
- Alon Talmor, Jonathan Herzig, Nicholas Lourie, and Jonathan Berant. 2019. Commonsenseqa: A question answering challenge targeting commonsense knowledge. In *NAACL*, pages 4149–4158.
- Hugo Touvron, Thibaut Lavril, Gautier Izacard, Xavier Martinet, Marie-Anne Lachaux, Timothée Lacroix, Baptiste Rozière, Naman Goyal, Eric Hambro, Faisal Azhar, et al. 2023. Llama: Open and efficient foundation language models. *arXiv preprint arXiv:2302.13971*.
- Jiaan Wang, Yunlong Liang, Fandong Meng, Zhixu Li, Jianfeng Qu, and Jie Zhou. 2023a. Cross-lingual summarization via chatgpt. *arXiv preprint arXiv:2302.14229*.
- Xuezhi Wang, Jason Wei, Dale Schuurmans, Quoc Le, Ed Chi, and Denny Zhou. 2023b. Self-consistency improves chain of thought reasoning in language models. In *ICLR*.

- Jason Wei, Xuezhi Wang, Dale Schuurmans, Maarten Bosma, Ed Chi, Quoc Le, and Denny Zhou. 2022. Chain of thought prompting elicits reasoning in large language models. In *NIPS*.
- Sean Welleck, Ximing Lu, Peter West, Faeze Brahman, Tianxiao Shen, Daniel Khashabi, and Yejin Choi. 2022. Generating sequences by learning to self-correct. *arXiv preprint arXiv:2211.00053*.
- Xi Ye and Greg Durrett. 2022. Can explanations be useful for calibrating black box models? In *ACL*, pages 6199–6212.
- Susan Zhang, Stephen Roller, Naman Goyal, Mikel Artetxe, Moya Chen, Shuohui Chen, Christopher Dewan, Mona Diab, Xian Li, Xi Victoria Lin, et al. 2022. Opt: Open pre-trained transformer language models. *arXiv preprint arXiv:2205.01068*.
- Yao Zhao, Misha Khalman, Rishabh Joshi, Shashi Narayan, Mohammad Saleh, and Peter J Liu. 2023. Calibrating sequence likelihood improves conditional language generation. In *ICLR*.
- Qihuang Zhong, Liang Ding, Juhua Liu, Bo Du, and Dacheng Tao. 2023. Can chatgpt understand too? a comparative study on chatgpt and fine-tuned bert. *arXiv preprint arXiv:2302.10198*.
- Terry Yue Zhuo. 2023. Large language models are state-of-the-art evaluators of code generation. *arXiv preprint arXiv:2304.14317*.
- Terry Yue Zhuo, Yujin Huang, Chunyang Chen, and Zhenchang Xing. 2023. [Red teaming ChatGPT via Jailbreaking: Bias, Robustness, Reliability and Toxicity](#).