

EqDrive: Efficient Equivariant Motion Forecasting with Multi-Modality for Autonomous Driving

Yuping Wang
University of Michigan
Ann Arbor, United States
ypw@umich.edu

Jier Chen
Shanghai Jiao Tong University
Shanghai, China
adam213@sjtu.edu.cn

Abstract—Forecasting vehicular motions in autonomous driving requires a deep understanding of agent interactions and the preservation of motion equivariance under Euclidean geometric transformations. Traditional models often lack the sophistication needed to handle the intricate dynamics inherent to autonomous vehicles and the interaction relationships among agents in the scene. As a result, these models have a lower model capacity, which then leads to higher prediction errors and lower training efficiency. In our research, we employ EqMotion, a leading equivariant particle, and human prediction model that also accounts for invariant agent interactions, for the task of multi-agent vehicle motion forecasting. In addition, we use a multi-modal prediction mechanism to account for multiple possible future paths in a probabilistic manner. By leveraging EqMotion, our model achieves state-of-the-art (SOTA) performance with fewer parameters (1.2 million) and a significantly reduced training time (less than 2 hours).

Keywords—Autonomous Driving, Motion Forecasting, Equivariant Neural Networks, Multi-Modality

I. INTRODUCTION

For autonomous vehicles, accurately predicting the future trajectories of surrounding vehicles is paramount. While several contemporary models offer promising results in motion forecasting [1]–[10], many fall short in accounting for the equivariant nature of vehicle trajectories and the invariance between vehicle-vehicle interactions. Recognizing and leveraging the patterns of these can be a significant advantage in predicting the vehicles’ future motions. Furthermore, a critical observation underpinning our work is the inherent uncertainties that come with dynamic road environments. Real-world vehicles often exhibit behaviors that can have multiple plausible future paths.

In this paper, we introduce a novel model that seamlessly combines these two crucial aspects: recognizing the equivariant and invariant patterns in vehicle trajectories by employing EqMotion [11], an equivariant particle and human prediction model with considerations for invariant agent interaction, as the network backbone. In addition, our model predicts multiple future trajectories for each vehicle with corresponding probabilities. By doing so, we not only capture the inherent relations between the vehicle histories but also prioritize their futures based on their likelihood. This multi-modal approach

acknowledges the unpredictable nature of road scenarios and provides a richer and more holistic forecast than singular trajectory predictions. Experiments in real-world scenarios show that our model stands out in terms of accuracy and training efficiency.

II. RELATED WORKS

A. Equivariant Features and Invariant Interactions

Equivariant feature learning originally rose from the domain of image processing with convolution neural networks (CNN). In [12], the authors proposed a method called Group Equivariant Convolutional Networks that is able to learn image features by preserving their equivariant properties and demonstrated superior image classification performance as compared to conventional CNNs. In the past few years, equivariant feature learning has emerged as a crucial paradigm in machine learning, with widespread applications in areas other than image processing. For example, in [13], the authors performed a study on recently developed equivariant feature layers and proposed a method that utilizes such layers in graph neural networks. In essence, equivariant representations ensure that transformations in the input lead to equivalent transformations in the output, thus preserving the intrinsic relationships. Such properties are invaluable in computer vision and motion forecasting, where spatial hierarchies and relationships are pivotal.

On a similar trajectory of thought, Graph Convolution Networks (GCNs) [14] have gained traction due to their capability to capture and model interactions in structured data. GCNs, designed to operate over graph structures, exploit the local symmetries present in data, resulting in invariant representations. These invariants become critical when studying the interactions between nodes, as they ensure that the network’s response remains consistent irrespective of the nodes’ ordering or specific graph isomorphisms. Combining equivariant feature learning with GCNs paves the way for models that not only recognize and preserve relationships but also ensure consistent interpretations across transformations. This synergy has been explored in a recent work, EqMotion [11], showing promise in complex particle and human body movement prediction tasks that require a deep understanding of interactions and spatial

hierarchies. Both equivariant and invariant learning paradigms, when jointly harnessed, can provide a robust foundation for understanding complex structured data. The amalgamation of these techniques offers a promising direction for future research in representation learning.

B. Multi-Modality Motion Forecasting

Vehicle trajectory forecasting has seen significant advancements in recent years, such as [7], [15]–[20]. These models employ probabilistic techniques to predict multi-modal futures. In essence, multi-modality allows for the forecasting of multiple potential trajectories for an agent, rather than a single path. To quantify the likelihood of each potential path, models often predict a probability distribution over the set of trajectories. Such probabilistic predictions have been popularized in part by models like the Multiple Futures Prediction [21]. The inherent advantage lies in allowing decision-making systems, like those in autonomous vehicles, to plan and react to the most probable paths while staying aware of less likely but still possible trajectories. Moreover, evaluating the predicted probabilities can provide insights into high-risk or ambiguous scenarios. As systems aim for safer and more informed decisions, multi-modality combined with probabilistic reasoning remains at the forefront of research. This dual-pronged approach ensures that predictions are not only diverse but also anchored in their likelihood of occurrence.

III. PROBLEM FORMULATION

We aim to predict the trajectories of multiple agents based on their past motions and high-definition (HD) maps, while also capturing the inherent uncertainty in their future motions.

Our primary input encompasses the historical trajectories of A agents. For each agent a at each time step t in the input sequence, its location vector is represented as x_a^t which encompasses its geometric x, y coordinates. This gives rise to $A \times T_{\text{in}}$ coordinate pairs, which we symbolize as $X \in \mathbb{R}^{A \times T_{\text{in}} \times 2}$.

We also have the HD map as our second input comprised of L centerlines in the scene. Each centerline has K coordinate pairs. We organize all pairs in a matrix $M \in \mathbb{R}^{L \times K \times 2}$. It is pertinent to note that A , H , T_{in} , and T_{out} are configuration parameters. In conditions where there are fewer than A agents present, we pad the non-existent values in the matrices with 0 and exclude them from calculations.

Our first output, \hat{Y} , is a compilation of predicted trajectories for each agent. For every agent a , we predict H potential trajectories over the subsequent T_{out} timesteps. Thus, our output has $A \times H \times T_{\text{out}}$ coordinate pairs, represented as $\hat{Y} \in \mathbb{R}^{A \times H \times T_{\text{out}} \times 2}$.

Additionally, our second output is a set of probabilities correlating with these trajectories, where each entry signifies the probability of the associated trajectory being executed by the agent over all the trajectories. This is denoted by $P \in \mathbb{R}^{A \times H}$ where $0 \leq P_a^h \leq 1$, and for each agent the probability of each head sums to 1: $\sum_{h \in H} P_a^h = 1$.

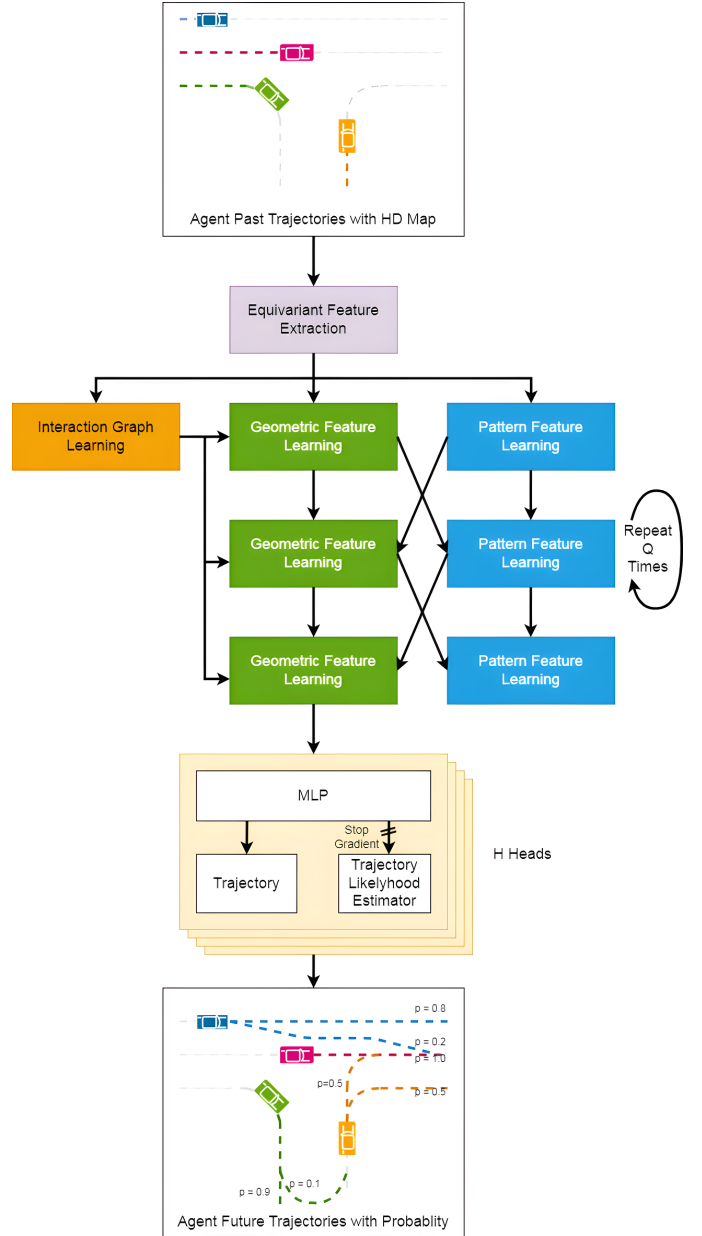


Fig. 1: EqDrive Architecture

During the training and validation phases, we access the ground truth future trajectories for all A agents, given as $Y \in \mathbb{R}^{A \times T_{\text{out}} \times 2}$. Our learning objective is to ensure that for each agent the most likely trajectory $\hat{Y}_a^{\hat{h}}$, where $\hat{h} = \arg \max_{h \in H} P_a^h$ is an accurate reflection of Y_a .

IV. METHODOLOGY

Our model architecture is shown in Figure 1. In the following subsections, we explain the model components in detail.

A. Map Information Encoding

We apply a Self-attention network [22] to encode the map information into a feature vector.

$$M_{\text{encoded}} = \text{SelfAttention}(M). \quad (1)$$

B. Equivariant Geometry and Invariant Interaction Encoding

Given the historical trajectories of agents X , we first apply the Eqmotion [11] as the backbone feature learners. From input X , we derive the initial geometric $G^0 \in \mathbb{R}^{A \times T_{\text{out}}}$ alongside the pattern $H^0 \in \mathbb{R}^{A \times \text{hidden_dim}}$ features as:

$$G^0, H^0 = \mathcal{F}_{\text{InitialFeatureExtractor}}(X). \quad (2)$$

The map features is concatenated to the hidden features:

$$H^0 \leftarrow \text{MLP}([H^0; M_{\text{encoded}}]). \quad (3)$$

We then model each agent feature as a node and assume a relation between each node. Thus we build a graph convolution mechanism as follows:

$$e_{ij} = \mathcal{F}_{\text{GraphConvolution}}(G^0, H^0). \quad (4)$$

Based on this, a dual-network structure is consecutively executed, focusing on discerning both the geometric and pattern features. This iterative process takes place Q cycles as shown in Algorithm 1.

For an in-depth understanding and implementation of these specific layers, please refer to the EqMotion framework [11]. Note that the same operations below are applied to each agent, thus from here on we omit the agent dimension for simplicity.

Algorithm 1 Iterative Process for Feature Learning

1: **for** $q = 1$ **to** Q **do**

2: $G^q = \mathcal{F}_{\text{GeometricFeatureExtractor}}(G^{q-1}, H^{q-1}, e_{ij}) \quad (5)$

3: $H^q = \mathcal{F}_{\text{PatternFeatureExtractor}}(G^{q-1}, H^{q-1}) \quad (6)$

4: **end for**

C. Multi-Head Trajectory Decoder and Probability Estimator

With the final hidden feature vector for each agent G^q , we begin the decoding process for H trajectories and a probabilistic distribution for them. For each head, we first have an equivariant trajectory decoder implemented with a 4-layer multilayer perception (MLP):

$$\hat{Y}^h = \text{MLP}(G^P - \bar{G}^P) + \bar{G}^P. \quad (7)$$

We concatenate the predictions from all heads and employ a final MLP to learn the probability distribution.

$$\hat{p} = \text{MLP}([\hat{Y}^0, \hat{Y}^1; \dots; \hat{Y}^H]). \quad (8)$$

Note that during training, this probability estimator does not pass gradients downstream, because we want the estimator to predict passively based on the learned geometric and pattern features, to avoid interference.

D. Training Time Loss Computation

During training, we apply a combined loss of a minimum average displacement error (minADE) on the trajectory and a cross entropy loss on the probability. Specifically, given the

predictions of all agents at all heads \hat{Y} and ground truth Y , we first compute ADE E for each head:

$$E^h = \frac{1}{T} \sum_{t=1}^T \|\hat{Y}_t^h - Y_t\|_2. \quad (9)$$

The index to the trajectory with minimum ADE is:

$$\hat{h} = \arg \min_{h \in H} E^h. \quad (10)$$

We compute the loss as the ADE on $E^{\hat{h}}$:

$$L_{\text{trajectory}} = E^{\hat{h}}. \quad (11)$$

We write the ground truth distribution as a one-hot vector:

$$r \in \mathbb{R}^H, r^h = \begin{cases} 0 & \text{for } h \neq \hat{h}, \\ 1 & \text{for } h = \hat{h}. \end{cases} \quad (12)$$

We then apply a cross-entropy loss on the probability:

$$L_{\text{probability}} = - \sum_h r^h \log(p^h). \quad (13)$$

Lastly, we combine the two losses using a weighted sum controlled by hyperparameter β , with a higher value in β meaning a higher emphasis on trajectory similarity:

$$L = \beta L_{\text{trajectory}} + (1 - \beta) L_{\text{probability}}. \quad (14)$$

The above approach ensures that the model not only tries to predict accurate trajectories but also assigns higher probabilities to the most accurate ones. It's a strong combination of losses that encourages both spatial accuracy in predictions and confidence calibration in the predicted probabilities.

E. Inference Time Trajectory Selection

At inference time, we simply choose the trajectory that has the maximum probability:

$$\hat{y} = \hat{Y}^{\hat{h}} \text{ and } \hat{h} = \arg \max_{h \in H} p^h. \quad (15)$$

F. Explanation on the Choice of Loss Function

Here we want to prove that by applying the cross entropy loss of the probability output, we maximize the likelihood of the true trajectory. Assume our model predicts H trajectories $\{\hat{y}^1, \hat{y}^2, \dots, \hat{y}^H\}$ with associated probabilities $\{p^1, p^2, \dots, p^H\}$ and the trajectory closest to the ground truth is indexed at \hat{h} . The cross-entropy loss is then:

$$\begin{aligned} \text{CrossEntropy} &= - \sum_h r^h \log(p^h) \\ &= -\log(p^{\hat{h}}). \end{aligned} \quad (16)$$

Therefore, by minimizing the cross-entropy loss, we are equivalently maximizing $p^{\hat{h}}$, which is the probability of the trajectory that is closest to the ground truth. This approach ensures that the model gives the highest probability to the trajectory that most closely matches the actual ground truth among the predictions.

TABLE I: Comparison of Models

Model	minADE at 3s	minFDE at 3s	Miss Rate	Number of Parameters	Training Time
LaneGCN [9]	0.71	1.08	0.1	3.7M	8hrs w/ 4xTitanX
DenseTNT [23]	0.75	1.05	0.1	1.1M	5hrs w/ 8x2080Ti
HiVT-128 [10]	0.661	0.969	0.092	2.5M	56.5hrs w/ 1x3060Ti
EqDrive	0.518	0.915	0.089	1.2M	1.8hrs w/ 1x3060Ti

V. EXPERIMENTS

A. Datasets

We use the Argoverse motion forecasting dataset [24]. Argoverse offers a training set encompassing approximately 200k scenarios, each detailing the trajectories of both the ego and neighboring agents. The dataset chronicles agent movements from the preceding 2 seconds and forecasts the subsequent 3 seconds, with data points sampled at 10Hz frequency. In addition, map information is also included for all the scenes, represented lane center line waypoints close to the agent.

B. Metrics for Evaluation

We utilize the following metrics to evaluate the performance of our model:

- 1) **Minimum Average Displacement Error (minADE):** This metric quantifies the average L2 distance between the ground truth trajectory and the closest predicted trajectory. Formally, it is defined as:

$$\text{minADE}_\tau = \frac{1}{\tau} \min_h \sum_{t=1}^{\tau} \|\mathbf{y}_t^h - \mathbf{y}_t\|_2 \quad (17)$$

where \mathbf{y}_t^h represents the predicted position at time t from the h -th trajectory, \mathbf{y}_t indicates the ground truth position at time t , and τ is the prediction horizon. In our case, τ can be 10 (for 1s), 20 (for 2s), or 30 (for 3s) given our 10Hz sampling frequency.

- 2) **Minimum Final Displacement Error (minFDE):** This metric captures the L2 distance between the predicted and actual final positions of the trajectories.

$$\text{minFDE}_\tau = \min_h \|\mathbf{y}_\tau^h - \mathbf{y}_\tau\|_2 \quad (18)$$

Here, τ can take values 10, 20, or 30.

- 3) **Miss Rate:** This computes the proportion of predictions that deviate beyond a predefined threshold distance d from the ground truth.

$$\text{Miss Rate} = \frac{1}{N} \sum_{h=1}^H \mathbf{1}(\min_t \|\mathbf{y}_t^h - \mathbf{y}_t\|_2 > d_{\text{threshold}}) \quad (19)$$

In the above, $\mathbf{1}$ is the indicator function which outputs 1 if its internal condition holds true, and 0 otherwise. H represents the total number of predictions.

C. Implementation Details

For the training, we use the Adam optimizer with a learning rate of 10^{-5} . The model was trained for 50 epochs with a batch size of 512. Our hardware is NVIDIA RTX 3060Ti. Our configuration and hyperparameters are illustrated in the below table:

Description	Symbol	Value
Length of input sequence	T_{in}	20
Length of output sequence	T_{out}	30
Number of total agents in the scene	A	4
Number of lane centerlines	L	10
Number of coordinates per centerline	K	100
Number of prediction heads	H	6
Number of repeats on the feature learning layers	Q	20
Size of all hidden dimension	hidden_dim	64
Loss Component Weight	β	0.5

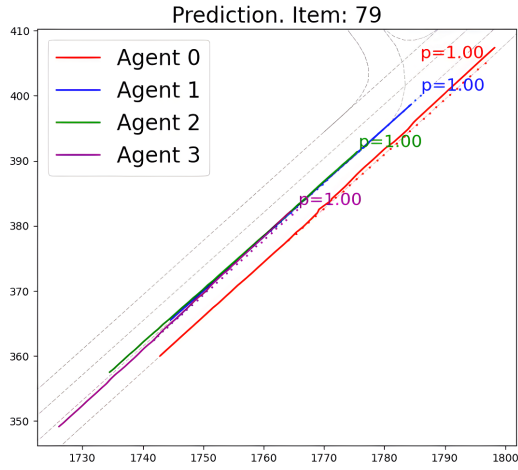
VI. RESULTS AND DISCUSSIONS

A. Quantitative Results

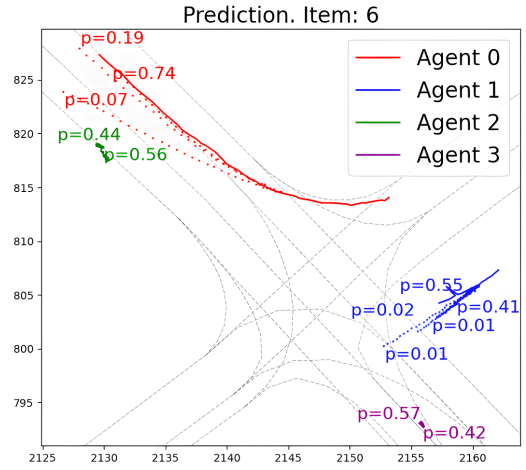
We compared our model with current SOTA models including LaneGCN [9], DenseTNT [23] and HiVT [10]. EqDrive archives competitive and even slightly better prediction accuracy in terms of minADE, minFDE, and Miss Rate, with comparatively fewer parameters and much shorter training time.

B. Qualitative Results

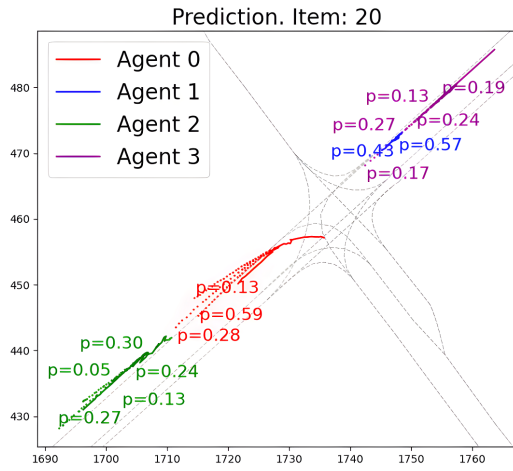
We included Figure 2a, Figure 2b, Figure 2c, Figure 2d, Figure 2e and Figure 2f as six visual demonstrations. The solid lines are the 5s historical observation plus ground truth future, while the scatter dots are the 3s prediction. The ego agent is in red. In Figure 2a and Figure 2e we show the simplest scenario where all agents or just the ego agent are predicted to always go straight. The model predicts with high confidence the agents will continue to drive straight, which aligns with the actual on-road situation that we do not vehicles to make sudden turns off their lanes. In Figure 2b and Figure 2f, we see the model provides three predictions that cover the two right turn destination lanes. In Figure 2c and Figure 2d, we see the model predicates three possible paths for the ego agent, each corresponding to a different curvature for a left turn. These show our model can capture the realistic vehicular motion



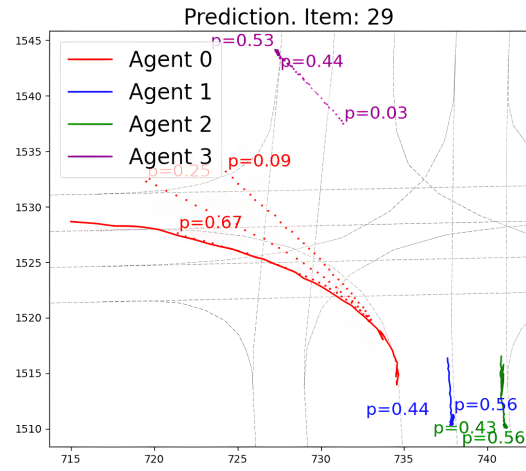
(a) Ego Agent and Neighbors Go Straight



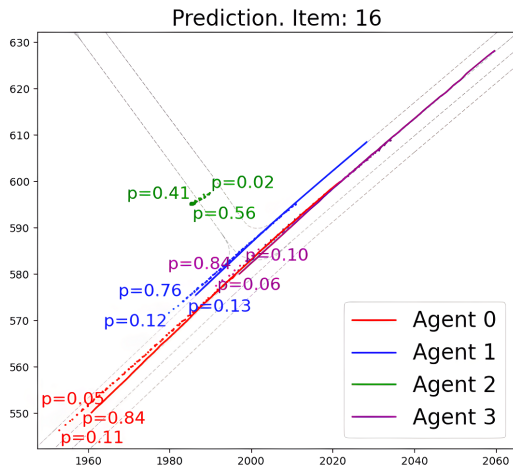
(b) Ego Agent Right Turn



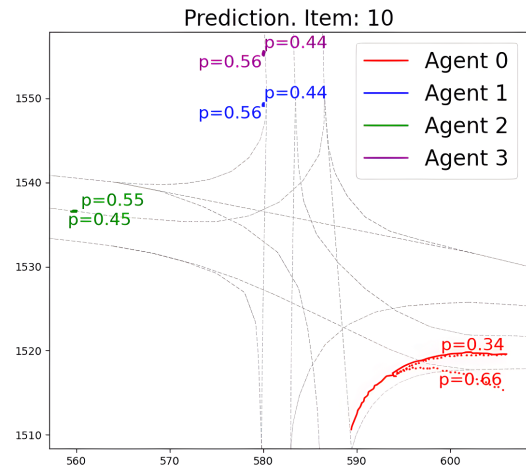
(c) Ego Agent Left Turn



(d) Ego Agent Wide Left Turn



(e) Only Ego Agent Goes Straight



(f) Ego Agent Tight Right Turn

Fig. 2: Visualization of Trajectory Predictions

where the driver might choose different lanes and/or different turning radius.

In a typical motion planning system for autonomous driving, such as [25], the multi-model predictions from our model can provide useful information for planning tasks. For the ego vehicle, the predicted trajectory can provide a high level of heuristics that drives a higher granular free space search algorithm such as A* or rapid exploring random tree (RRT) to produce a drivable path. A realistic guidance makes the search algorithm converge faster [26]. For the neighbor agents, a multi-modal set of predictions allows the planning system to perform probabilistic collision checking [27] and solve for a trajectory that is collision-free at different possible future scenarios.

VII. CONCLUSION

By employing EqMotion for autonomous vehicles, we have successfully adopted equivariant models and invariant interactions in autonomous vehicle trajectory prediction. Our introduction of multi-modal predictions with probabilistic heads allows our model to anticipate multiple trajectories, addressing real-world uncertainties. The results, showing we achieve competitive performance with other popular models, validate the effectiveness and efficiency of our approach.

REFERENCES

- [1] Jiyang Gao, Chen Sun, Hang Zhao, Yi Shen, Dragomir Anguelov, Congcong Li, and Cordelia Schmid. Vectormet: Encoding hd maps and agent dynamics from vectorized representation. In *Proceedings of the IEEE/CVF Conference on Computer Vision and Pattern Recognition*, pages 11525–11533, 2020.
- [2] Hengbo Ma, Yaofeng Sun, Jiachen Li, Masayoshi Tomizuka, and Chiho Choi. Continual multi-agent interaction behavior prediction with conditional generative memory. *IEEE Robotics and Automation Letters*, 6(4):8410–8417, 2021.
- [3] Harshayu Girase, Haiming Gang, Srikanth Malla, Jiachen Li, Akira Kanehara, Karttikeya Mangalam, and Chiho Choi. Loki: Long term and key intentions for trajectory prediction. In *Proceedings of the IEEE/CVF International Conference on Computer Vision*, pages 9803–9812, 2021.
- [4] Shanshan Xie, Jiachen Li, and Jianqiang Wang. A cognition-inspired trajectory prediction method for vehicles in interactive scenarios. *IET Intelligent Transport Systems*.
- [5] Yuning Chai, Benjamin Sapp, Mayank Bansal, and Dragomir Anguelov. Multipath: Multiple probabilistic anchor trajectory hypotheses for behavior prediction. In Leslie Pack Kaelbling, Danica Kragic, and Komei Sugiura, editors, *3rd Annual Conference on Robot Learning*, volume 100, pages 86–99, 2019.
- [6] Ye Yuan, Xinshuo Weng, Yanglan Ou, and Kris M Kitani. Agentformer: Agent-aware transformers for socio-temporal multi-agent forecasting. In *Proceedings of the IEEE/CVF International Conference on Computer Vision*, pages 9813–9823, 2021.
- [7] Jiachen Li, Hengbo Ma, Zhihao Zhang, Jinning Li, and Masayoshi Tomizuka. Spatio-temporal graph dual-attention network for multi-agent prediction and tracking. *IEEE Transactions on Intelligent Transportation Systems*, 23(8):10556–10569, 2021.
- [8] Jiachen Li, Fan Yang, Hengbo Ma, Srikanth Malla, Masayoshi Tomizuka, and Chiho Choi. Rain: Reinforced hybrid attention inference network for motion forecasting. In *Proceedings of the IEEE/CVF International Conference on Computer Vision*, 2021.
- [9] Ming Liang, Bin Yang, Rui Hu, Yun Chen, Renjie Liao, Song Feng, and Raquel Urtasun. Learning lane graph representations for motion forecasting. In *Computer Vision—ECCV 2020: 16th European Conference, Glasgow, UK, August 23–28, 2020, Proceedings, Part II 16*, pages 541–556. Springer, 2020.
- [10] Zikang Zhou, Luyao Ye, Jianping Wang, Kui Wu, and Kejie Lu. Hivt: Hierarchical vector transformer for multi-agent motion prediction. In *2022 IEEE/CVF Conference on Computer Vision and Pattern Recognition (CVPR)*, pages 8813–8823, 2022.
- [11] Chenxin Xu, Robby T Tan, Yuhong Tan, Siheng Chen, Yu Guang Wang, Xinchao Wang, and Yanfeng Wang. Eqmotion: Equivariant multi-agent motion prediction with invariant interaction reasoning. In *Proceedings of the IEEE/CVF Conference on Computer Vision and Pattern Recognition*, pages 1410–1420, 2023.
- [12] Taco Cohen and Max Welling. Group equivariant convolutional networks. In *International conference on machine learning*, pages 2990–2999. PMLR, 2016.
- [13] Haggai Maron, Heli Ben-Hamu, Nadav Shmida, and Yaron Lipman. Invariant and equivariant graph networks. *arXiv preprint arXiv:1812.09902*, 2018.
- [14] Thomas N Kipf and Max Welling. Semi-supervised classification with graph convolutional networks. *arXiv preprint arXiv:1609.02907*, 2016.
- [15] Balakrishnan Varadarajan, Ahmed Hefny, Avikalp Srivastava, Khaled S Refaat, Nigamaa Nayakanti, Andre Cornman, Kan Chen, Bertrand Douillard, Chi Pang Lam, Dragomir Anguelov, et al. Multipath++: Efficient information fusion and trajectory aggregation for behavior prediction. In *2022 International Conference on Robotics and Automation (ICRA)*, pages 7814–7821. IEEE, 2022.
- [16] Jiachen Li, Hengbo Ma, and Masayoshi Tomizuka. Conditional generative neural system for probabilistic trajectory prediction. In *2019 IEEE/RSJ International Conference on Intelligent Robots and Systems (IROS)*, pages 6150–6156. IEEE, 2019.
- [17] Jiachen Li, Fan Yang, Masayoshi Tomizuka, and Chiho Choi. Evolvegraph: Multi-agent trajectory prediction with dynamic relational reasoning. *NeurIPS*, 33:19783–19794, 2020.
- [18] Chiho Choi, Joon Hee Choi, Jiachen Li, and Srikanth Malla. Shared cross-modal trajectory prediction for autonomous driving. In *Proceedings of the IEEE/CVF Conference on Computer Vision and Pattern Recognition*, pages 244–253, 2021.
- [19] Fan-Yun Sun, Isaac Kauvar, Ruohan Zhang, Jiachen Li, Mykel J Kochenderfer, Jiajun Wu, and Nick Haber. Interaction modeling with multiplex attention. *Advances in Neural Information Processing Systems*, 35:20038–20050, 2022.
- [20] Hengbo Ma, Yaofeng Sun, Jiachen Li, and Masayoshi Tomizuka. Multi-agent driving behavior prediction across different scenarios with self-supervised domain knowledge. In *2021 IEEE International Intelligent Transportation Systems Conference (ITSC)*. IEEE, 2021.
- [21] Charlie Tang and Russ R Salakhutdinov. Multiple futures prediction. *Advances in neural information processing systems*, 32, 2019.
- [22] Ashish Vaswani, Noam Shazeer, Niki Parmar, Jakob Uszkoreit, Llion Jones, Aidan N Gomez, Łukasz Kaiser, and Illia Polosukhin. Attention is all you need. *NeurIPS*, 30, 2017.
- [23] Junru Gu, Chen Sun, and Hang Zhao. Densetnt: End-to-end trajectory prediction from dense goal sets. In *Proceedings of the IEEE/CVF International Conference on Computer Vision*, 2021.
- [24] Ming-Fang Chang, John Lambert, Patsorn Sangkloy, Jagjeet Singh, Slawomir Bak, Andrew Hartnett, De Wang, Peter Carr, Simon Lucey, Deva Ramanan, et al. Argoverse: 3d tracking and forecasting with rich maps. In *Proceedings of the IEEE/CVF conference on computer vision and pattern recognition*, pages 8748–8757, 2019.
- [25] Dmitri Dolgov, Sebastian Thrun, Michael Montemerlo, and James Diebel. Practical search techniques in path planning for autonomous driving. *Ann Arbor*, 1001(48105):18–80, 2008.
- [26] Fahad Islam, Jauwairia Nasir, Usman Malik, Yasar Ayaz, and Osman Hasan. Rrt-smart: Rapid convergence implementation of rrt towards optimal solution. In *2012 IEEE international conference on mechatronics and automation*, pages 1651–1656. IEEE, 2012.
- [27] Matthias Althoff, Olaf Stursberg, and Martin Buss. Model-based probabilistic collision detection in autonomous driving. *IEEE Transactions on Intelligent Transportation Systems*, 10(2):299–310, 2009.