

# Learning Generalizable Program and Architecture Representations for Performance Modeling

Lingda Li, Thomas Flynn, Adolfo Hoisie  
 Brookhaven National Laboratory  
 Upton, NY, USA  
 {lli, tflynn, ahoisie}@bnl.gov

**Abstract**—Performance modeling is an essential tool in many areas, including performance characterization/optimization, design space exploration, and resource allocation problems, to name a few. However, existing performance modeling approaches have limitations, such as high computational cost for discrete-event simulators, narrow flexibility of hardware emulators, or restricted accuracy/generalizability of analytical/data-driven models. To address these limitations, this paper proposes PerfVec, a novel deep learning-based performance modeling framework that learns high-dimensional and independent/orthogonal program and microarchitecture representations. Once learned, a program representation can be used to predict its performance on any microarchitecture, and likewise, a microarchitecture representation can be applied in the performance prediction of any program. Additionally, PerfVec yields a foundation model that captures the performance essence of instructions, which can be directly used by developers in numerous performance modeling related tasks without incurring its training cost. The evaluation demonstrates that PerfVec is more general and efficient than previous approaches.

## I. INTRODUCTION

Performance modeling has been a practical area of emphasis and a computer science and engineering challenge since the beginning of the computing era. First, it is essential in performance characterization, verification, and optimization. It also provides a quantitative tool for architecture design space exploration, as well as codesign of architectures, applications, and system software to metrics of interest such as performance, power, or resilience. In addition, performance modeling is crucial to solve resource allocation and scheduling problems, e.g., to improve the utilization of high performance computing (HPC) systems by finding the most efficient hardware for a workload.

Performance modeling approaches can be broadly categorized into four classes. The first involves simulating the program execution using discrete-event techniques and software simulators [11], [47]. Simulation is the default means in early hardware design stages due to its flexibility and ease of use, but its speed is plagued by high computational cost and limited parallelism. It is impractical to simulate real-world programs as a result. Second, performance can be evaluated using hardware emulators whose speed is close to native hardware [15], [31]. However, emulators are expensive to build and lack flexibility, because hardware implementation and verification require significant human expertise and efforts. The third and fourth categories are analytical and data-driven modeling.

Compared to simulators and emulators, analytical models are much faster because they use high-level abstractions, which are based on simplified assumptions of programs and microarchitectures. Analytical models try to capture various performance impact factors in abstract equations [59], [22], [53], [6], [26]. Due to the human-engineered nature of analytical models and the complexity of modern computers, they often ignore critical execution details and thus fall short in accuracy. Alternatively, recent work constructs data-driven models using machine learning (ML) [28], [34], [3], [60], [36], [14], [21]. The most important drawback of existing ML-based models is they are program and/or microarchitecture specific. This means that when target programs or microarchitectures change, new models must be trained, and consequently, new datasets must be acquired for training. Both data acquisition and model training are extremely time consuming and computationally expensive, limiting their practicality.

In this work, we propose *PerfVec*, a data-driven performance modeling framework that is generalizable to any program and microarchitecture. PerfVec autonomously separates the performance impact of programs and microarchitectures by learning *program and microarchitecture representations* that are *independent* of and *orthogonal* to each other. In ML terminology, representations/embeddings are learned high-dimensional vectors that represent certain types of data (e.g., words [40], images [4], proteins [29]) for general understanding or specific tasks (e.g., language translation, image segmentation) [10]. Representation learning has been one of the core ideas behind ML’s great success. PerfVec employs separate models that aim to extract the key and essential performance characteristics from programs and microarchitectures, respectively.

PerfVec has four key advantages. First, PerfVec is the first *program and microarchitecture independent/oblivious* ML-based performance model, while existing ML-based modeling approaches need to create separate models for different programs or microarchitectures. In PerfVec, once a program’s representation is learned, it can be used to predict the performance of that program on any microarchitecture. Conversely, once a microarchitecture’s representation is learned, it can be used to predict the performance of any program running on that microarchitecture. Second, high-dimensional representations produced by PerfVec can *capture subtle performance-relevant details* compared with traditional human-engineered analytical models, thereby resulting in better prediction accuracy.

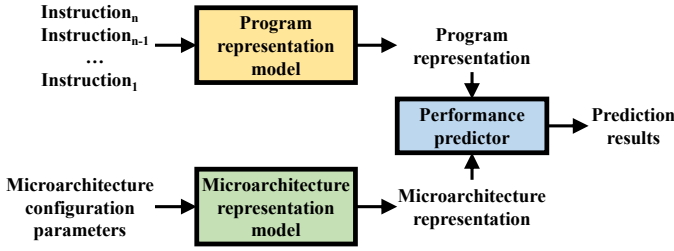


Fig. 1: The proposed PerfVec framework based on independent and orthogonal program and microarchitecture representations.

Third, training PerfVec yields an instruction representation model that captures the essential performance characteristics of instructions. Because this model can be used to learn the microarchitecture independent representation of any program compiled to an instruction set architecture (ISA), we believe it can serve as a **foundation** model for broad performance analysis/optimization tasks, including but not limited to those demonstrated in Section VI. Users can directly apply the pre-trained PerfVec foundation model in their tasks without having to pay for its training overhead, in the same way that large language models (LLMs) are applied across neural language processing (NLP) tasks. Last but not least, learning a program representation is done by learning those of its executed instructions in parallel. Accelerators such as GPUs and HPC systems are well positioned to exploit such *massive parallelism* to accelerate PerfVec. PerfVec is publicly available at <https://github.com/PerfVec/PerfVec>.

The contributions detailed in this paper are:

- We devise a novel performance modeling framework that autonomously learns to separate the performance impact of programs and microarchitectures. (Section II)
- We create a foundation model to learn an instruction’s representation using neighboring instructions that it interacts with during execution. We rigorously prove that the representation of a program can be composed by the representations of all its executed instructions. The compositional property allows the foundation model to be generalizable to any program. (Section III)
- To efficiently train the foundation model, we propose microarchitecture sampling and representation reuse. Together, they reduce the training time by orders of magnitude. (Section IV)
- The evaluation shows that PerfVec can make accurate performance predictions for programs and microarchitectures that are not present during training, demonstrating its generality. (Section V)
- We demonstrate two applications of PerfVec including design space exploration and program analysis. PerfVec significantly accelerates design space exploration compared to existing approaches. (Section VI)

## II. TOWARD GENERALIZABLE PERFORMANCE MODELING

Performance is determined by the running program, the underlying microarchitecture, and their interplay. As intro-

duced in Section I, a performance model captures these factors either in a complete simulation/emulation run of all instructions using a detailed microarchitecture model, by a simplified mathematical model in human-engineered analytical modeling, or through an ML-based surrogate in data-driven modeling. Each of these methodologies has its advantages and limitations. Simulation/emulation requires significant running time/human efforts, and human-engineered analytical models have low prediction accuracy as they fail to capture subtle execution details. While ML-based models are much faster than simulation/emulation and also can be more accurate than human-engineered analytical models, they have poor generality as a trained model only works for certain programs and/or microarchitectures. Training a new model when target programs and/or microarchitectures change is costly because acquiring new training data is time-consuming, and training itself is also computationally expensive.

This paper aims to solve the generality problem of existing ML-based models. A generalizable performance model should have a *clear separation* between the impact of programs and microarchitectures. Such “separation of concerns” minimizes the changes needed for the model when target programs or microarchitectures alter, and thus make it generalizable. To achieve this goal, we devise *PerfVec* performance modeling framework that autonomously separates the performance impact of programs and microarchitectures. Figure 1 shows the overall architecture of PerfVec. It contains three ML models. First, a program representation model learns microarchitecture-independent program performance representations from its execution trace. The desirable representation of a program should be able to predict its performance on any microarchitecture. Note that the program representation depends on both the static program code and its input. Meanwhile, a counterpart microarchitecture representation model learns program-independent microarchitecture representations from microarchitecture parameters. Similarly, microarchitecture representations should be applicable to any program. Finally, a performance predictor makes predictions based on program and microarchitecture representations to model their interplay.

## III. LEARNING PROGRAM REPRESENTATIONS

### A. Challenges

The biggest challenge of constructing PerfVec is building the program representation model. Previous ML-based models make use of high-level static (e.g., data/control flow graphs [52]) and/or runtime (e.g., performance counters [60], [52]) information to learn representations for performance prediction. Because of the complexity of modern computing systems, it is impossible to find a complete set of high-level information that includes all performance relevant execution details (e.g., memory level parallelism). As a result, using such information as model input likely sacrifices prediction accuracy.

While it is impossible to accurately derive the performance of a program from its high-level properties, down to the fundamental machine instruction level, the performance of any program comprehensively depends on by all its executed

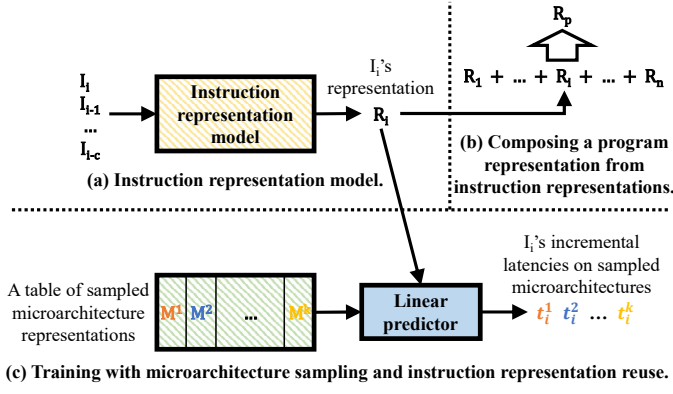


Fig. 2: The framework to learn instruction representations.

instructions. Therefore, it is natural to use the instruction execution trace to learn accurate program representations.

However, there is a reason why previous ML-based performance models do not work on instruction execution traces, because programs typically execute at least billions of instructions. Contemporary ML models struggle when processing long input sequences due to the vanishing gradient problem in recurrent neural networks (RNNs) [9] and the quadratic attention computational cost of Transformers [17]. For example, state-of-the-art LLMs typically take thousands of input tokens (e.g., up to 32k for GPT-4 [42]), which is nowhere close to more than billions of tokens in the performance modeling scenario being investigated herein. Existing ML-based performance models that use instruction execution traces can only predict the performance of basic blocks with a handful of instructions due to this restriction [39], [50].

In this work, we will demonstrate PerfVec can learn the representation of a program using its complete execution trace with no limit on the amount of instructions it contains, through the careful design of *compositional* representations.

### B. Compositional Instruction Representations

While it is infeasible to directly learn program representations from billions/trillions of instructions, it is within the capability of today’s ML models to predict the performance of a single instruction and learn its representation. Despite the extreme complexity of modern processors, the execution and performance of an instruction is mostly affected by hundreds of instructions issued within a relatively narrow window before it (“neighboring” instructions) due to the instruction level parallelism constraint [55]. Capitalizing on this fact, we can construct ML models to predict the execution latency of an instruction using the properties of itself and neighbors. Note that the performance of an instruction also can be affected by older instructions through caches, etc. Section III-C will describe how we capture these impacts through input features.

Figure 2 depicts the framework to learn instruction representations. Compared with Figure 1, it replaces the program representation model with the instruction representation model. This model takes the current instruction  $I_i$  and previous  $c$  instructions as inputs and outputs  $I_i$ ’s representation  $R_i$ .

Sections III-C and III-D will introduce more details about the instruction representation model.

The key idea of PerfVec is to compose a program representation from the representations of its executed instructions. We carefully design the PerfVec framework and its prediction targets for this purpose. The first key choice is for the framework to predict the *incremental latency* of an instruction, which is defined as the time length that an instruction stays active in the processor after all of its predecessors exit. For example, if instructions  $I_1$ ,  $I_2$ , and  $I_3$  retire at 50, 100, and 120 ns respectively, the incremental latency of  $I_3$  is  $120 - 100 = 20$  ns. Note that the incremental latency of an instruction may be zero when it retires earlier than its predecessors (this can happen for certain microarchitectures) or at the same time.

To enable the composition of program representations from instruction representations, the second key choice involves selecting the performance predictor (the blue box in Figure 2(c)) to be a *linear* model without additive biases. With these two primary choices, we now prove that the representation of a program can be obtained by summing the representations of all its instructions as follows.

Assume a program executes  $n$  instructions in total, and  $t_i$  and  $R_i$  are the incremental latency and representation of the  $i$ th instruction  $I_i$ . Because the predictor is a linear model, we get  $t_i = R_i * M$ , where  $M$  is the target microarchitecture representation and  $*$  is the dot product operation. According to the definition of incremental latency, the total execution time  $T$  of this program can be calculated by accumulating all incremental latencies:

$$\begin{aligned}
 T &= \sum_{i=1}^n t_i = \sum_{i=1}^n (R_i * M) = \textcircled{1} \sum_{i=1}^n \left( \sum_{j=1}^d (r_{ij} \times m_j) \right) \\
 &= \textcircled{2} \sum_{j=1}^d \left( \sum_{i=1}^n (r_{ij} \times m_j) \right) = \textcircled{3} \sum_{j=1}^d \left( \left( \sum_{i=1}^n r_{ij} \right) \times m_j \right) \\
 &= \textcircled{4} \left( \sum_{i=1}^n R_i \right) * M,
 \end{aligned}$$

where  $d$  is the representation dimensionality.  $\textcircled{1}$  and  $\textcircled{4}$  employ the definition of dot product,  $\textcircled{2}$  uses the commutativity of sums, and  $\textcircled{3}$  extracts common factors  $m_j$ .

Because  $T = \left( \sum_{i=1}^n R_i \right) * M$ , we may interpret the sum  $\sum_{i=1}^n R_i$  as the representation of this program  $R_p$ . That is, the program representation is equal to the summation of representations of all its executed instructions, as shown in Figure 2(b), and a program’s total execution time is predicted using the dot product of the program and microarchitecture representations. Notably, this compositional property only holds when the performance predictor is a linear model and the training target is integrable (i.e., the total execution time can be calculated by summing incremental latencies).

One may wonder whether the use of a fixed linear predictor will affect the predictive ability of PerfVec. Fortunately, PerfVec is still capable of capturing the nonlinearity of performance prediction through deep learning-based instruction and microarchitecture representation models. Our choice of using

a linear performance predictor is also justified by previous human-engineered analytical models [22], [53], [49]. Their manually designed equations to calculate execution time share similar forms of dot products of two vectors.

**Advantages of Compositional Representations.** Our compositional approach that constructs program representations from instruction representations has several key benefits. First and foremost, as all programs compiled to the same ISA can be viewed as different combinations of the same set of instructions, we only need to train the instruction representation model *once*. Then, it is *generalizable to any program* to learn its representation. We call this instruction representation model the **foundation** model of PerfVec because of its wide applicability, as partially demonstrated in Section VI. Second, compositional representations enable not only overall but also *detailed analysis*. Moreover, the representations of all instructions can be generated in parallel when calculating the representation of a program, which yields a massive amount of parallelism. HPC systems equipped with accelerators such as GPUs and TPUs can exploit this parallelism to reduce the time needed to construct a program’s representation.

### C. Instruction Features

The instruction representation model requires proper input features to learn the performance characteristics of instructions. These features should be sufficient to capture all performance impacts, and they should also be *microarchitecture-independent* because we would like learned instruction representations to be generalizable across microarchitectures.

Table I lists all 51 instruction features. Static instruction properties, such as operation types and register indices, are included, as well as microarchitecture-independent dynamic execution behaviors, e.g., whether or not a branch instruction jumps to its target.

The performance of an instruction is also affected by components that have long-lasting states, including caches, translation lookaside buffers, and branch predictors. Traditionally, people use microarchitecture-dependent features (e.g., cache miss number) to model these effects [22], [37], which are not desirable here because the goal is to learn microarchitecture-independent representations.

Fortunately, several microarchitecture-independent properties have been proposed for memory access and branch prediction analysis, which, in turn, can be used as the input features for the instruction representation model. To model the impact of memory accesses, we use *stack distance* [20], [7], [43]. The stack distance of an access is defined as the number of unique memory accesses between the current and last accesses to the same address. Intuitively, accesses with longer stack distances are more likely to miss in caches.

To model the branch predictability, we employ *branch entropy* [61], [18]. In this method, we use 1 to denote a branch taken and 0 for a branch untaken. Thus, the branch taken history can be represented as a sequence of 0s and 1s. Then, an entropy is calculated on this number sequence, called branch entropy. Branches that show more consistent patterns

(e.g., always taken or always not taken) have lower entropies and are easier to predict. For example, a branch that always jumps to the target has only 1s in the number sequence. As a result, its branch entropy is 0. The entropies of a branch are calculated both locally (i.e., only use the history of the current branch) and globally (i.e., include the history of other recent branches) for input features.

### D. Model Architecture

As illustrated in Figure 2(a), the input of the foundation model is a sequence of  $c + 1$  instructions.  $c$  determines the number of instructions to look back. Instructions that are closer to the current instruction are likely to have larger impact on its performance, while the impact descends for faraway instructions. In practice, we find that having  $c = 255$  is enough to capture most impacts of neighboring instructions and considering more instructions is unnecessary. Given that each instruction has 51 features, there are  $51 \times (255 + 1) = 13056$  input features in total.

Regarding ML model architectures, many have been invented to address sequences. Section V-B will compare various sequence processing models. Our exploration finds a 2-layer 256-dimensional unidirectional long short-term memory (LSTM) model performs well enough, and more complex models do not bring significant benefits. Notably, PerfVec users treat the pre-trained foundation model as a black box and its architecture is irrelevant to them as will be shown in Section VI.

## IV. TRAINING THE FOUNDATION MODEL

### A. Microarchitecture Sampling

There are several computational challenges in training the instruction representation model presented in Section III. As suggested by Figure 1, to obtain an instruction representation model, a microarchitecture representation model needs to be jointly trained. However, training a microarchitecture representation model is not trivial because of the huge microarchitecture design space. Describing a conventional microarchitecture requires thousands of parameters, and thus the microarchitecture design space has at least  $10^{1000}$  configurations. Training a reliable model to represent this immense design space poses a significant challenge. In addition, it is also unnecessary to do so as computer architects constantly introduce new microarchitectures. Hence, even if we were able to train a complete microarchitecture representation model, it will likely be outdated soon.

In this work, we are able to train the instruction representation model without having to train a microarchitecture representation model jointly through *microarchitecture sampling*. As shown on the left side of Figure 2(c), we sample  $k$  microarchitectures whose to-be-learned representations  $M^1, \dots, M^k$  are stored in a table. The instruction representation model is trained to predict  $I_i$ ’s incremental latency  $t_i^j$  on the  $j$ th microarchitecture, and  $M^j$  is also trained along. This process repeats for the combinations of all instructions and  $k$  sampled microarchitectures.

TABLE I: Input features for the instruction representation model.

Category	Features
Static property	15 operation features (operation type, direct/indirect branch, memory barrier, etc.); indices and categories for 8 source and 6 destination registers
Execution behavior	Execution fault or not (e.g., divide by zero); branch taken or not
Memory access	Stack distances for instruction fetch; stack distances with respect to all data accesses, all loads, and all stores
Branch predictability	Global branch entropy that considers the taken/untaken history of all branches; local branch entropy that considers the history of the current branch

Microarchitecture sampling allows us to train the representations of sampled microarchitectures  $M^1, \dots, M^k$  instead of a microarchitecture representation model that generates representations from configuration parameters. The hypothesis is that with sufficient, diverse, and representative microarchitecture samples, the instruction representation model should be able to learn microarchitecture-independent performance characteristics and generalize to unseen microarchitectures. Section V-A will evaluate this hypothesis.

Training with microarchitecture sampling significantly lowers the computational cost and speeds up the convergence because there are fewer parameters to train. As will be introduced soon, we sample 77 microarchitectures in total, resulting in  $77 \times 256 = 19.7k$  microarchitecture-related trainable parameters, assuming 256-dimensional representations. Alternatively, assuming to train a basic hypothetical 2-layer neural network microarchitecture representation model with 1000 input parameters and 1000 hidden neurons, there are  $1000 \times 1000 + 1000 \times 256 = 1.3$  million parameters to train, which is  $\sim 60\times$  bigger. A credible microarchitecture representation model likely needs to be orders of magnitude larger than this simple model.

### B. Instruction Representation Reuse

While microarchitecture sampling eliminates the need of a microarchitecture representation model, the training overhead is still extremely high in the naive approach where the model predicts the latency of an instruction on one microarchitecture at a time. In this approach, the training time increases linearly with the number of both instructions and sampled microarchitectures in the training dataset. Given the training dataset with 737 million instructions and 77 microarchitectures that we collect (see Section IV-C), one epoch takes roughly 26 days to go through all 58 billion combinations to train the default 2-layer LSTM using an NVIDIA A100 GPU. This is prohibitively slow even with multiple GPUs.

Because the instruction representation model is the most computationally intensive part in Figure 2, we propose an efficient training procedure via the *reuse of instruction representations*. The key fact is that for the same program and input, the logical instruction execution trace does not change with the underlying microarchitecture. Capitalizing on this fact, we execute the same program on all sampled microarchitectures to obtain instruction latencies of the same trace. Using these results, given an instruction  $I_i$ , we let the model predict its incremental latencies  $t_i^1, \dots, t_i^k$  on all  $k$  microarchitectures simultaneously, as shown in Figure 2(c). During the forward

pass of training, we compute  $I_i$ 's representation  $R_i$  once before combining it with  $M^1, \dots, M^k$  to calculate all  $k$  latencies. During backpropagation, the gradient descent is also performed only once on the instruction representation model by averaging gradients with respect to the prediction errors of  $t_i^1, \dots, t_i^k$ . Through the reuse of  $R_i$ , the expensive forward and backward passes of the instruction representation model are amortized.

Reusing instruction representations cuts per-epoch training time from 26 days to 8 hours on one GPU by reducing complexity from linear to near-constant with the number of sampled microarchitectures.

### C. Dataset

To collect a sufficient dataset to train the foundation model, we leverage gem5 [11], one of the most widely used simulators. There are two practical reasons for choosing simulators instead of real processors. First, we need to obtain individual instruction latencies to train the model, and real-world processors cannot provide such detailed information. Second, it is more convenient for simulators to sample a diverse range of microarchitectures, while real-world processors have less diverse microarchitectures. In addition, it is not practical to purchase a large number of real CPUs and build/maintain their evaluation environments. Despite training with simulator data, PerfVec remains valuable for computer architecture design due to the irreplaceable role of simulators in this field.

Upon the instruction execution trace produced by gem5, we implement a tool to generate the desired input features listed in Table I for every instruction, and their incremental latencies (in the unit of 0.1 ns) as prediction targets.

**Microarchitecture.** To ensure sufficient coverage of the microarchitecture space, we develop a tool to randomly sample valid gem5 configurations. This tool can alter processor, cache, and memory configurations. For processor configurations, it can vary the processor type (i.e., in-order vs. out-of-order), frequency, pipeline (e.g., fetch stage latency; issue width), execution units (e.g., the number and latency of floating-point multiplication units), and branch predictors. For cache configurations, we can randomly select cache sizes, associativities, latencies, and exclusivity. It can also change the memory type (e.g., DDR4, LPDDR5, GDDR5, or HBM), bandwidth, and frequency. There are hundreds of tunable knobs.

Using this tool, we sample 60 out-of-order and 10 in-order configurations randomly. More out-of-order than in-order processors are sampled, as they are predominant in today's computer systems and more challenging to model.

TABLE II: Benchmarks for ML training and testing.

Type	Training	Testing
INT	525.x264, 531.deepsjeng, 548.exchange2, 557.xz, 999.speccrand	500.perlbenc, 502.gcc, 505.mcf, 523.xalancbmk
FP	527.cam4, 538.imagick, 544.nab, 549.fotonik3d	507.cactuBSSN, 508.namd, 519.lbm, 521.wrf

Together with seven predefined configurations in gem5 (four out-of-order and three in-order), we collect a training dataset with 77 microarchitectures.

**Program.** We adopt the widely used SPEC CPU2017 benchmark suite [12] to train and test PerfVec because of its representativeness. These benchmarks are expected to cover a diverse range of instruction execution scenarios, which should help train generalizable models. In our environment, all benchmarks are compiled to ARMv8 under O3 of gcc 8.2 and 17 of them run successfully. We divide these 17 benchmarks about evenly for training and testing (shown in Table II). To ensure fairness, the division is decided based on the benchmark indices: eight benchmarks with smaller indices are used for testing, and the other nine benchmarks are used for training. To collect the training dataset, each training benchmark is simulated using the default test input by 100 million instructions on all 77 microarchitectures. Combining all simulation results, we obtain a dataset of 2.0 TB, among which roughly 90% of them are dedicated for training, 5% for validation, and 5% for testing.

Note there are no restrictions on the amounts of programs and microarchitectures used in the training dataset, and a larger dataset improves generality and accuracy (see Section V-B).

#### D. Training Setup

We implement PerfVec’s training and testing framework using PyTorch. The mean squared error between predicted and true latencies is used as the loss function. We adapt the Adam optimizer, where the initial learning rate is set to 0.001 and decayed by  $10\times$  every 10 epochs. Each model is trained for 50 epochs. The validation set is used to choose the model with the lowest validation loss among all epochs.

We train our models on several GPU servers. With the training optimizations described in Sections IV-A and IV-B, it takes two days to train the default LSTM model on eight A100 GPUs. Notably, PerfVec users, like LLM users, are not burdened with this training overhead because they can directly use the pre-trained foundation model or pre-generated program representations.

### V. EVALUATION

#### A. Accuracy and Generality

**Seen Programs and Seen Microarchitectures.** First, we evaluate the prediction accuracy of PerfVec for 9 “seen” programs and 77 “seen” microarchitectures that appear in the training dataset. As discussed in Section III-D, the 2-layer 256-dimensional LSTM model is adopted as the default foundation model in the following experiments.

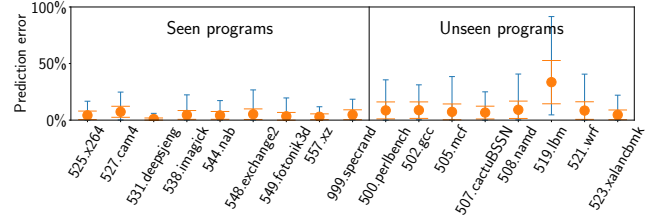


Fig. 3: Performance prediction accuracy for seen and unseen programs on seen microarchitectures.

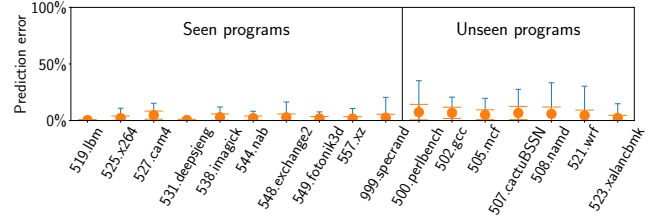


Fig. 4: Prediction accuracy on seen microarchitectures after moving 519.lbm to the training dataset.

The left side of Figure 3 shows the absolute errors on the predicted execution time of PerfVec compared with gem5 simulation results per seen program. Dots denote the average absolute prediction errors across all 77 seen microarchitectures, orange caps mark standard derivations across microarchitectures, and blue caps mark maximum and minimum errors. We observe the average errors are below 8% for all programs, and the maximum errors are also below 30%, demonstrating PerfVec’s accuracy on seen programs and microarchitectures.

**Unseen Programs and Seen Microarchitectures.** To achieve the desired generality, it is essential for PerfVec to be able to make accurate predictions on “unseen” programs and microarchitectures that are not available during training. First, we measure the prediction accuracy of PerfVec on unseen programs. To generate the representation of an unseen program, the representations of all its executed instructions are first generated by the pre-trained foundation model. Then, summing them gives the program representation as described in Section III-B. Together with the representations of 77 seen microarchitectures learned from training, we can predict the performance of unseen programs on seen microarchitectures.

The right side of Figure 3 shows the prediction errors of unseen programs. Although the prediction errors increase compared with those of seen programs, the average errors are below 10% for most unseen programs with 519.lbm as an exception. The main reason why PerfVec generalizes well to most unseen programs is that program representations are composed by instruction representations, and all programs are eventually composed by the same set of instructions, just different combinations. We hypothesize 519.lbm incurs higher errors because the training dataset lacks sufficient coverage of its instruction combination scenarios. To test this hypothesis,

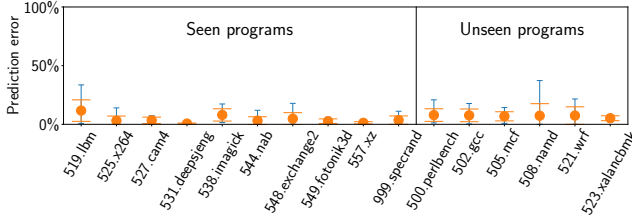


Fig. 5: Performance prediction accuracy for seen and unseen programs on unseen microarchitectures.

we move 519.lbm to the training dataset and retrain the default model. Figure 4 shows the prediction errors of the model trained on the updated dataset. We observe that the errors of 519.lbm effectively reduce close to zero. Furthermore, the updated model improves the prediction accuracy of other seen and unseen programs, compared with Figure 3. This experiment shows that larger datasets have better instruction combination coverage and thus improve the generality and accuracy of trained models, and more evidences about this will be presented in Section V-B. The updated model is used in the following experiments.

**Unseen Microarchitectures.** To test the generality of PerfVec to unseen microarchitectures, we randomly generate 10 more microarchitecture configurations that are not used in training and test if PerfVec can accurately predict program performance on these microarchitectures. While it is trivial to obtain the representations of both seen and unseen programs using the pre-trained foundation model, we describe how to obtain the representations of unseen microarchitectures for performance prediction as follows.

Initially, we obtain a small tuning dataset for the target unseen microarchitectures by simulating several seen programs. Then, unseen microarchitecture representations are learned using the framework shown in Figure 2, with an important difference that the instruction representation model is initialized to be the pre-trained foundation model and frozen during training. Only the microarchitecture representation table is updated in backpropagation to learn the representations of unseen microarchitectures. This process can be viewed as a specific case of fine tuning, which has been applied broadly to adapt general-purpose ML models for specific tasks [19].

Figure 5 illustrates the prediction accuracy of all programs on unseen microarchitectures. Because 507.cactuBSSN incurs errors on an unseen microarchitecture in gem5 simulation, it is not included. The average errors across seen and unseen programs are 4.2% and 7.1%, respectively. Individual programs’ errors are comparable with those on seen microarchitectures in Figure 4. Therefore, we conclude that PerfVec generalizes well to unseen microarchitectures too.

### B. Ablation Studies

**Model Architecture.** Figure 6 compares the prediction errors averaged across unseen programs when altering the foundation

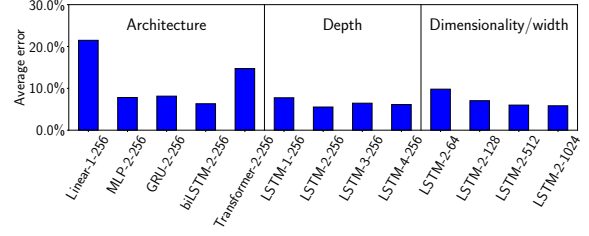


Fig. 6: Accuracy of various ML models.

model architecture. The x axis shows various models, whose names are composed by three parts: the model architecture, the number of layers, and the representation dimensionality. The leftmost portion of Figure 6 explores neural architectures other than the default unidirectional LSTM, including linear regression, multilayer perceptron (MLP), gated recurrent unit (GRU), bidirectional LSTM (biLSTM), and Transformer encoder. The linear model incurs the largest error because it is insufficient to address the complexity of performance modeling. Transformer has the second largest error, and larger Transformer models fail to converge in training. Other models perform slightly worse than or similar to LSTM models shown on the right.

The middle and right portions of Figure 6 focus on LSTM and study the impacts of the model depth and the representation dimensionality, respectively. Deeper and wider models reduce errors at the beginning, but using more than two layers or higher than 256-dimensional representations brings negligible or no accuracy improvement.

These experiments suggest that the default 2-layer 256-dimensional LSTM model (LSTM-2-256) is sufficient. Note that our neural architecture search (NAS) is preliminary. We believe that more thorough and systematic NAS will discover better PerfVec models, which is left for future work.

**Training Data Volume.** We also study the impact of training data volume by varying two factors: the numbers of instructions and microarchitecture configurations it contains. The average prediction error of the default LSTM model drops from 7.7%, 5.2%, to 3.6% as the number of instructions increases from 10%, 50%, to 100% of the default training dataset. Decreasing the sampled microarchitecture number from 77 to 20 leads to a larger average error increase on unseen microarchitectures (from 5.3% to 7.9%) compared to that on unseen programs (from 5.5% to 7.2%), confirming the claim in Section IV-A that sampling more microarchitectures improves the generalizability of trained models to unseen microarchitectures. These experiments suggest that PerfVec models benefit from larger training data, in terms of both instruction and microarchitecture amounts and diversities. It is not surprising as similar phenomenon has been observed repeatedly in other ML domains. Thus a part of future work is to further enrich training data.

**Microarchitecture-Independent Features.** The use of microarchitecture-independent instruction features is a crucial element that enables PerfVec’s generalizability across microar-

chitectures, especially those related to memory access and branch predictability. To investigate their importance, we train the default LSTM model when memory and branch related features are removed from input and evaluate its accuracy. Without these features, the average prediction error on unseen programs soars to 17.0%, compared to 5.5% when using them. This result highlights the critical role of these features in PerfVec because they are essential to capture memory and branch behaviors.

### C. Comparison with State-of-the-Arts

Table III summarizes existing studies relevant to PerfVec. Ithelmal [39] is the first work that predicts performance using instruction sequences, and GRANITE [50] extends it using graph neural network (GNN) and multiple architecture decoders. Because modern ML models struggle with long input sequences as depicted in Section III-A, they can only deal with basic blocks with a handful of instructions. Taking only textual traces also makes them not suitable to predict performance in real systems with complex memory behavior. In performance embedding [52], GNN learns from static control and data flow graphs as well as performance counter values to capture dynamic execution information. Because performance counter values are microarchitecture dependent, performance embedding is not generalizable across microarchitectures. Besides, it only targets loop nests, partially because modern GNNs cannot effectively address large graphs yet.

Program-specific models capture program characteristics inherently after training and thus do not require any program-related input features [28], [33], [36], [14]. However, they come at the cost that numerous runs/simulations are required for obtaining sufficient training data whenever encountering a new program, hindering their generalizability. Transferable models [21], [32], [38] alleviate this problem by building the model of a new program from those of existing programs, which reduce the required training data volume, but the limited generality issue persists.

SimNet is a recent approach that accelerates simulation using ML [37], [44]. SimNet and PerfVec can both handle long instruction execution traces, but with two crucial distinctions. First, SimNet requires microarchitecture-dependent instruction features, such as cache hit/miss, making it not generalizable across microarchitectures. In comparison, the use of microarchitecture-independent features makes PerfVec more general. Moreover, SimNet simulates all instructions one by one in their execution order to predict performance, while PerfVec only requires a simple dot product of program and microarchitecture representations, which makes it much faster.

We compare two kinds of overhead across different approaches. Training overhead is incurred when an approach is applied to a new scenario (e.g., new programs/microarchitectures), and prediction overhead indicates how fast to make a prediction. Compared with others, PerfVec incurs less training overhead thanks to the wide applicability of its foundation model, and its prediction is as fast as program-specific models with pre-learned representations. Section VI-A

will quantitatively demonstrate PerfVec’s speed advantage against other methods in a case of design space exploration.

Last but not least, PerfVec is the only one that achieves generality across both programs and microarchitectures among all methods, because it separates their performance impact in the hierarchical model design and adopts microarchitecture-independent features.

## VI. APPLICATIONS

PerfVec can be applied in many domains where performance modeling plays a critical role. We will illustrate a design space exploration (DSE) case and a program analysis case.

### A. Design Space Exploration

**DSE Workflow.** Leveraging the pre-trained foundation model, we can quickly explore any microarchitecture design space of interest by training a corresponding microarchitecture representation model. The proposed microarchitecture DSE procedure works by ① sampling the microarchitecture design space and simulating several programs to obtain instruction latencies under sampled microarchitectures, which serves as the training dataset. Notably, short simulations can generate a sufficient training set that includes many instructions, and the programs used for training are not necessarily the target programs due to the generality of PerfVec. ② Using the data obtained in ①, we train a microarchitecture representation model to take microarchitecture parameters as inputs and output the corresponding microarchitecture representations. The framework to train the microarchitecture representation model is similar to the one depicted in Figure 2 with the instruction representation model frozen. The difference is we replace the microarchitecture representation table with a microarchitecture representation model that generates representations from input parameters, so that it can generalize to unseen microarchitectures. The training is fast because the pre-trained foundation model does not get updated. ③ The trained microarchitecture representation model can generate the representations of all possible microarchitecture configurations, which are in turn used to predict the performance of any microarchitecture and program pair with a simple dot product. The “optimal” design can be selected using prediction results.

**L1 and L2 Cache Size DSE.** As a case study, we explore the design space of L1 data and L2 cache sizes for 17 SPEC programs while using the ARM Cortex-A7 model as the core and fixing other configurations. The L1 data cache size varies from 4 kB to 128 kB, and the L2 cache size varies from 256 kB to 8 MB. Both sizes are constraint to  $2^n$ . Together, there are  $6 \times 6 = 36$  configurations.

We assume the objective function to minimize is  $(1000 + 10 \times \text{L1\_size\_in\_kB} + \text{L2\_size\_in\_kB}) \times \text{execution\_time}$ . This objective can be interpreted as finding the optimal cache capacities that minimize the total chip footprint without significant performance loss, for every program. Artificial constants and coefficients are used for illustration purposes without losing generality: A multiplier of 10 is applied to the L1 cache size

TABLE III: Comparison of various ML-based modeling and simulation approaches. \*Training overheads are estimated qualitatively as some of them are not reported. †Prediction speed numbers are taken from original papers. Note that different hardware platforms were used in these papers so this is not a rigorous comparison. PerfVec, program-specific, and transferable models can make instant program performance predictions. The speeds of other methods depend on the number of executed instructions and are thus measured in terms of instruction per second (IPS).

Approach	Input	Target	Overhead		Generality	
			Training*	Prediction†	Program	μarch
Ithelmal [39], GRANITE [50]	Textual instruction trace	Basic block	Minutes	500–50k IPS	✓	✗
Performance embedding [52]	Control/data flow graph & performance counters	Loop nest	Days	Billions IPS	✓	✗
Program-specific models [28], [33], [36]	N/A	Program	Days–weeks	< 1 s	✗	✗
Transferable models [21], [32], [38]	N/A	Program	Hours–days	< 1 s	✗	✗
SimNet [37], [44]	Microarchitecture-dependent instruction trace	Program	Hours–days	0.1M–600M IPS	✓	✗
PerfVec	Microarchitecture-independent instruction trace	Program	Minutes–hours	< 1 s	✓	✓

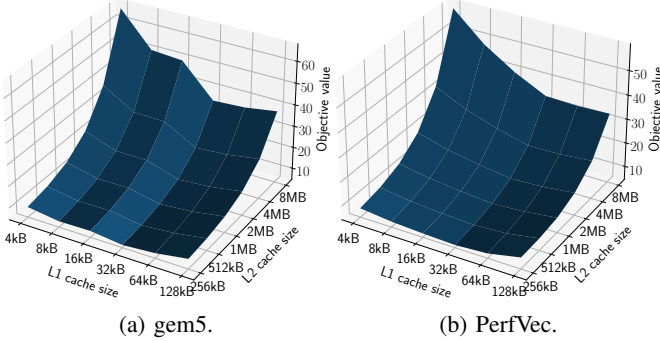


Fig. 7: Objective function values of 508.namd across the cache size search space.

due to the bigger L1 SRAM cells, and the constant 1000 represents the area overhead of other on-chip components.

We adopt a simple 2-layer MLP with 4.4 k parameters as the microarchitecture representation model, and its inputs are L1 and L2 cache sizes. We simulate three SPEC programs by 100 million instructions each on 18 sampled microarchitectures to obtain its training dataset.

**Results.** Out of all 17 target programs, the cache sizes predicted to minimize the objective function by PerfVec are the optimal ones for four of them, among the top two choices for 11 of them, the top three choices for 15 of them, and the top five choices for all. On average, only 3.6% designs outperform the design selected by PerfVec, demonstrating its accuracy.

Figure 7 shows the predicted objective function values under various L1 and L2 cache sizes and compares it with those obtained using exhaustive gem5 simulation for 508.namd as an example. While the objective function surfaces of PerfVec and gem5 have similar shapes, an interesting observation is the predicted surface of PerfVec is smoother than that of gem5. This stems from the use of a simple 2-layer MLP microarchitecture representation model, which tends to introduce less nonlinearity to prediction results. Nevertheless, PerfVec correctly projects the trajectories and that a 32 kB L1 data cache works best for all L2 sizes, and large L2 caches do not benefit this benchmark.

PerfVec’s overhead comes from the data collection and the microarchitecture representation model training, and its

TABLE IV: Comparison of ML-based DSE methods. Overhead includes both model construction and prediction time (hours), and quality is measured by how close the selected design is to the optimal design (smaller is better).

	[28]	[21]	[36]	PerfVec
Overhead	150	84	170	11
Quality	4.4%	4.7%	3.6%	3.6%

prediction time is negligible. In total, PerfVec takes 11 hours to accomplish this cache size DSE, including five hours of gem5 simulation for data collection and six hours to train the microarchitecture representation model.

**Comparison with State-of-the-Art DSE Approaches.** Simulation is the most widely used and default method in microarchitecture DSE. Because the time overhead of simulation increases linearly with the number of target programs  $\times$  the number of microarchitecture configurations, it is impractical to use simulation for large-scale DSE. In this experiment, to simulate each of 17 programs by one billion instructions on 36 cache configurations, gem5 requires roughly 600 hours, which is about  $50\times$  slower than PerfVec. Simulating these programs to the end will require tens of thousands of hours.

SimNet is a recent ML-based simulation acceleration approach [37], [44]. Its simulation involves two steps. First, gem5 simulation with simplified processor and cache models is performed to gather SimNet’s input traces. This is necessary because unlike PerfVec, SimNet’s input trace requires microarchitecture-dependent information (e.g., cache hit/miss). This process takes roughly 89 hours in this DSE case. Second, SimNet simulates all traces using a trained ML model, which takes about 81 hours in this case using the same GPU machine. Together, SimNet requires 170 hours for this DSE, about  $15\times$  slower than PerfVec. Moreover, this is an optimistic cost estimation of SimNet because its training overhead is not considered, which may take days [37].

To reduce the simulation workload, previous research has proposed to train ML-based predictive models using selective simulation results. Table IV compares PerfVec with representative ones, including MLP predictors [28], cross-program linear predictors [21], and MLP-based AdaBoost models [36]. These approaches need to simulate every target programs on a significant amount of microarchitecture configurations for

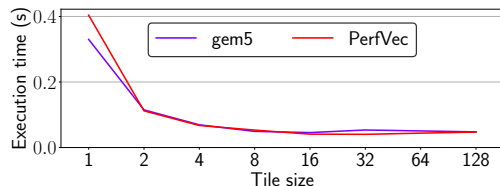


Fig. 8: MM performance under various tile sizes.

model training. To achieve a comparable quality of PerfVec, they require simulating at least 25%, 14%, and 28% of the design space, respectively. These simulations take 84–170 hours, which are 8–15 $\times$  of PerfVec’s cost.

While the overhead of all above approaches increases with the amount and sizes of target programs, PerfVec has a constant overhead with respect to the program count and sizes thanks to the reusability of program representations. As a result, the speed advantage of PerfVec will be more significant when evaluating more and larger programs.

### B. Loop Tiling Analysis

The PerfVec framework also can be used for program analysis and optimization. As an example, we devise an experiment to analyze the effect of loop tiling for matrix multiplication (MM). A naive implementation of MM has three nested loops to calculate and accumulate the product of source matrix elements. Our loop tiling implementation blocks all three loops, and a uniform tile size is adopted for simplicity.

Figure 8 compares the execution time of MM generated by gem5 and PerfVec with tile sizes from 1 to 128. The gem5 Cortex-A7 configuration is used as the processor model. The matrix size is  $256 \times 256$ . Overall, the prediction results of PerfVec agree with those of the gem5 simulation. With larger tile sizes, wider vector instructions can be leveraged for better performance, resulting in sharp execution time decrements until the tile size of 8. When a tile exceeds the L1 data cache size, performance degradation is observed due to increasing L1 cache misses, which is less significant in this case because all matrices fit into the L2 cache. The optimal tile size is 16 under gem5, while PerfVec predicts tile sizes of 16 and 32 having similar and the best performance. Of note, this analysis incurs negligible inference overhead and no training overhead because the pre-trained foundation model is used.

## VII. RELATED WORK

**ML-based Performance Modeling.** Ipek, Lee, et al. are the pioneers who constructed neural network and regression performance models [28], [34], [33], [35]. COAL combines semi-supervised and active learning to train models [14]. ActBoost integrates statistical sampling and active AdaBoost learning to reduce training overhead [36]. Once-for-all trains neural nets to predict the latency and accuracy of a set of neural architectures [13]. Hutter and Solomonik use tensor decomposition for performance modeling [27]. Wu et al. use

performance counters to predict GPU performance and power [60]. [58] predicts the performance of certain benchmark suites for Intel CPUs. There also has been research on predicting processor performance/power based on those obtained on different types of processors [3], [5], [41] or with varied ISAs [63], [62]. To lower the cost of training data acquisition, transfer learning leverages existing models on other programs [21], [32] or small scale runs [38].

Ithelmal [39] uses LSTM to predict the execution latency of static basic blocks composed by a few instructions assuming ideal caches. Using it as a surrogate model, DiffTune [46] searches simulator parameters for target microarchitectures through gradient decent. GRANITE [50] models basic block performance using GNN and architecture dependent decoders. These methods are limited to basic blocks with a handful of instructions rather than lengthy programs. They also do not consider dynamic execution behaviors such as memory accesses and branches. Trümper et al. propose to learn the performance embeddings of parallelizable loop nests which are in turn used to guide compiler optimizations [52]. SimNet [37], [44] predicts individual instruction latencies given execution context and then predicts program performance by simulating all executed instructions.

In existing ML-based modeling and simulation approaches, trained models are bounded to certain programs and/or microarchitectures, which limits their generality. In comparison, PerfVec is the first that achieves generality across both programs and microarchitectures.

**Analytical Performance Modeling.** Roofline models the relationship between computation and memory throughputs [59]. [22] builds an interval-based model to estimate the impact of caches and branches. [53] uses microarchitecture-independent program features, and PerfVec adopts some of them. [23] uses backward regression to infer unknown parameters of analytical models. The model in [49] convolves application and machine signatures to predict performance. [6] builds program-specific models to predict the performance of large-scale supercomputers. Palm semi-automatically generates performance models through source code annotations [51]. Due to the extreme complexity of modern processors, these human-designed analytical models cannot capture all performance-related execution details and therefore often fail to be accurate. Instead, PerfVec extracts and learns these details from abundant instruction execution traces to minimize accuracy loss.

**Learning Semantic Code Representations.** Recent research has applied ML techniques developed for NLP to understand the semantics of program code [1]. CuBERT learns token representations using surrounding tokens as contextual inputs [30], and CodeBERT takes both code and their natural language descriptions into account [24]. [45] proposes to learn program embeddings by mapping program states before execution to those after execution. [57] offers to learn program embeddings using dynamic variable valuations, and [56] extends it by integrating symbolic execution traces. To learn LLVM intermediate representation (IR) embeddings, [8]

assumes IR instructions that are close in data or control flow have similar semantics, and IR2VEC takes into account data dependency information [54]. Several recent work explores the use of GNNs [2], [48], [16].

Research into semantic representations is useful for tasks such as program classification, completion/repair, and similarity detection [25]. These semantic representations are not designed to model performance. In comparison, PerfVec learns representations that capture performance implications, and in turn enables performance-related analysis and optimization tasks such as design space exploration.

## VIII. CONCLUSION

This paper presents PerfVec, a novel and generic performance modeling framework that exploits deep learning to autonomously separate the performance impact of programs and microarchitectures. The approach enabled by PerfVec has general applicability across a broad spectrum of programs and microarchitectures, as well as speed advantages. While this paper focuses on sequential program modeling, it serves as the foundation to model parallel programs. We plan to extend PerfVec for that purpose in the future.

## ACKNOWLEDGMENTS

We would like to thank the anonymous reviewers for their helpful comments and Hua Huang for his feedbacks on the artifact evaluation. We would also like to thank Charity Plata for her editing assist. Google Bard/Gemini was used to provide editing suggestions for several sentences in the paper. This research was conducted at the Brookhaven National Laboratory, supported by the U.S. Department of Energy's Office of Science under Contract No. DE-SC0012704. This research used resources (Wombat) of the Oak Ridge Leadership Computing Facility at the Oak Ridge National Laboratory, which is supported by the Office of Science of the U.S. Department of Energy under Contract No. DE-AC05-00OR22725.

## REFERENCES

- [1] M. Allamanis, E. T. Barr, P. Devanbu, and C. Sutton, "A survey of machine learning for big code and naturalness," *ACM Comput. Surv.*, vol. 51, no. 4, jul 2018. [Online]. Available: <https://doi.org/10.1145/3212695>
- [2] M. Allamanis, M. Brockschmidt, and M. Khademi, "Learning to represent programs with graphs," in *International Conference on Learning Representations*, 2018. [Online]. Available: <https://openreview.net/forum?id=BJOFETxR->
- [3] N. Ardalani, C. Lestourgeon, K. Sankaralingam, and X. Zhu, "Cross-architecture performance prediction (xapp) using cpu code to predict gpu performance," in *Proceedings of the 48th International Symposium on Microarchitecture*, ser. MICRO-48. New York, NY, USA: Association for Computing Machinery, 2015, p. 725–737. [Online]. Available: <https://doi.org/10.1145/2830772.2830780>
- [4] V. Badrinarayanan, A. Kendall, and R. Cipolla, "Segnet: A deep convolutional encoder-decoder architecture for image segmentation," *IEEE Transactions on Pattern Analysis and Machine Intelligence*, vol. 39, no. 12, pp. 2481–2495, 2017.
- [5] I. Baldini, S. J. Fink, and E. Altman, "Predicting gpu performance from cpu runs using machine learning," in *2014 IEEE 26th International Symposium on Computer Architecture and High Performance Computing*, 2014, pp. 254–261.
- [6] K. J. Barker, J. Sancho, D. J. Kerbyson, K. Davis, S. Pakin, A. Hoisie, and M. Lang, "Using performance modeling to design large-scale systems," *Computer*, vol. 42, no. 11, pp. 42–49, nov 2009.
- [7] N. Beckmann and D. Sanchez, "Modeling cache performance beyond lru," in *2016 IEEE International Symposium on High Performance Computer Architecture (HPCA)*, 2016, pp. 225–236.
- [8] T. Ben-Nun, A. S. Jakobovits, and T. Hoeffer, "Neural code comprehension: A learnable representation of code semantics," in *Advances in Neural Information Processing Systems 31*, S. Bengio, H. Wallach, H. Larochelle, K. Grauman, N. Cesa-Bianchi, and R. Garnett, Eds. Curran Associates, Inc., 2018, pp. 3588–3600. [Online]. Available: <http://papers.nips.cc/paper/7617-neural-code-comprehension-a-learnable-representation-of-code-semantics.pdf>
- [9] Y. Bengio, P. Simard, and P. Frasconi, "Learning long-term dependencies with gradient descent is difficult," *IEEE Transactions on Neural Networks*, vol. 5, no. 2, pp. 157–166, 1994.
- [10] Y. Bengio, A. Courville, and P. Vincent, "Representation learning: A review and new perspectives," *IEEE Transactions on Pattern Analysis and Machine Intelligence*, vol. 35, no. 8, pp. 1798–1828, 2013.
- [11] N. Binkert, B. Beckmann, G. Black, S. K. Reinhardt, A. Saidi, A. Basu, J. Hestness, D. R. Hower, T. Krishna, S. Sardashti, and et al., "The gem5 simulator," *SIGARCH Comput. Archit. News*, vol. 39, no. 2, pp. 1–7, Aug. 2011. [Online]. Available: <https://doi.org/10.1145/2024716.2024718>
- [12] J. Bucek, K.-D. Lange, and J. V. Kistowski, "Spec cpu2017: Next-generation compute benchmark," in *Companion of the 2018 ACM/SPEC International Conference on Performance Engineering*, 2018, pp. 41–42.
- [13] H. Cai, C. Gan, T. Wang, Z. Zhang, and S. Han, "Once-for-all: Train one network and specialize it for efficient deployment," in *International Conference on Learning Representations*, 2019.
- [14] T. Chen, Y. Chen, Q. Guo, Z.-H. Zhou, L. Li, and Z. Xu, "Effective and efficient microprocessor design space exploration using unlabeled design configurations," *ACM Trans. Intell. Syst. Technol.*, vol. 5, no. 1, jan 2014. [Online]. Available: <https://doi.org/10.1145/2542182.2542202>
- [15] D. Chiou, D. Sunwoo, J. Kim, N. A. Patil, W. Reinhart, D. E. Johnson, J. Keefe, and H. Angepat, "Fpga-accelerated simulation technologies (fast): Fast, full-system, cycle-accurate simulators," in *40th Annual IEEE/ACM International Symposium on Microarchitecture (MICRO 2007)*, 2007, pp. 249–261.
- [16] C. Cummins, Z. V. Fisches, T. Ben-Nun, T. Hoeffer, M. F. P. O'Boyle, and H. Leather, "Programl: A graph-based program representation for data flow analysis and compiler optimizations," in *Proceedings of the 38th International Conference on Machine Learning*, ser. Proceedings of Machine Learning Research, M. Meila and T. Zhang, Eds., vol. 139. PMLR, 18–24 Jul 2021, pp. 2244–2253. [Online]. Available: <https://proceedings.mlr.press/v139/cummins21a.html>
- [17] T. Dao, D. Fu, S. Ermon, A. Rudra, and C. Ré, "Flashattention: Fast and memory-efficient exact attention with io-awareness," in *Advances in Neural Information Processing Systems*, S. Koyejo, S. Mohamed, A. Agarwal, D. Belgrave, K. Cho, and A. Oh, Eds., vol. 35. Curran Associates, Inc., 2022, pp. 16344–16359. [Online]. Available: [https://proceedings.neurips.cc/paper\\_files/paper/2022/file/67d57c32e20fd0a7a302cb81d36e40d5-Paper-Conference.pdf](https://proceedings.neurips.cc/paper_files/paper/2022/file/67d57c32e20fd0a7a302cb81d36e40d5-Paper-Conference.pdf)
- [18] S. De Pestel, S. Eyerman, and L. Eeckhout, "Linear branch entropy: Characterizing and optimizing branch behavior in a micro-architecture independent way," *IEEE Transactions on Computers*, vol. 66, no. 3, pp. 458–472, 2017.
- [19] J. Devlin, M.-W. Chang, K. Lee, and K. Toutanova, "Bert: Pre-training of deep bidirectional transformers for language understanding," *arXiv preprint arXiv:1810.04805*, 2018.
- [20] C. Ding and Y. Zhong, "Predicting whole-program locality through reuse distance analysis," in *Proceedings of the ACM SIGPLAN 2003 Conference on Programming Language Design and Implementation*, ser. PLDI '03. New York, NY, USA: Association for Computing Machinery, 2003, p. 245–257. [Online]. Available: <https://doi.org/10.1145/781131.781159>
- [21] C. Dubach, T. Jones, and M. O'Boyle, "Microarchitectural design space exploration using an architecture-centric approach," in *40th Annual IEEE/ACM International Symposium on Microarchitecture (MICRO 2007)*, 2007, pp. 262–271.
- [22] S. Eyerman, L. Eeckhout, T. Karkhanis, and J. E. Smith, "A mechanistic performance model for superscalar out-of-order processors," *ACM*

- Trans. Comput. Syst.*, vol. 27, no. 2, may 2009. [Online]. Available: <https://doi.org/10.1145/1534909.1534910>
- [23] S. Eyerman, K. Hoste, and L. Eeckhout, "Mechanistic-empirical processor performance modeling for constructing cpi stacks on real hardware," in *(IEEE ISPASS) IEEE International Symposium on Performance Analysis of Systems and Software*, 2011, pp. 216–226.
  - [24] Z. Feng, D. Guo, D. Tang, N. Duan, X. Feng, M. Gong, L. Shou, B. Qin, T. Liu, D. Jiang, and M. Zhou, "CodeBERT: A pre-trained model for programming and natural languages," in *Findings of the Association for Computational Linguistics: EMNLP 2020*. Online: Association for Computational Linguistics, Nov. 2020, pp. 1536–1547. [Online]. Available: <https://aclanthology.org/2020.findings-emnlp.139>
  - [25] GitHub, "Github copilot · your ai pair programmer," 2022. [Online]. Available: <https://github.com/features/copilot>
  - [26] A. Hoisie, O. Lubeck, and H. Wasserman, "Performance and scalability analysis of teraflop-scale parallel architectures using multidimensional wavefront applications," *The International Journal of High Performance Computing Applications*, vol. 14, no. 4, pp. 330–346, 2000. [Online]. Available: <https://doi.org/10.1177/109434200001400405>
  - [27] E. Hutter and E. Solomonik, "Application performance modeling via tensor completion," in *Proceedings of the International Conference for High Performance Computing, Networking, Storage and Analysis*, ser. SC '23. New York, NY, USA: Association for Computing Machinery, 2023. [Online]. Available: <https://doi.org/10.1145/3581784.3607069>
  - [28] E. İpek, S. A. McKee, R. Caruana, B. R. de Supinski, and M. Schulz, "Efficiently exploring architectural design spaces via predictive modeling," in *Proceedings of the 12th International Conference on Architectural Support for Programming Languages and Operating Systems*, ser. ASPLOS XII. New York, NY, USA: Association for Computing Machinery, 2006, p. 195–206. [Online]. Available: <https://doi.org/10.1145/1168857.1168882>
  - [29] J. Jumper, R. Evans, A. Pritzel, T. Green, M. Figurnov, O. Ronneberger, K. Tunyasuvunakool, R. Bates, A. Žídek, A. Potapenko *et al.*, "Highly accurate protein structure prediction with alphafold," *Nature*, vol. 596, no. 7873, pp. 583–589, 2021.
  - [30] A. Kanade, P. Maniatis, G. Balakrishnan, and K. Shi, "Learning and evaluating contextual embedding of source code," in *Proceedings of the 37th International Conference on Machine Learning*, ser. Proceedings of Machine Learning Research, H. D. III and A. Singh, Eds., vol. 119. PMLR, 13–18 Jul 2020, pp. 5110–5121. [Online]. Available: <https://proceedings.mlr.press/v119/kanade20a.html>
  - [31] S. Karandikar, H. Mao, D. Kim, D. Biancolin, A. Amid, D. Lee, N. Pemberton, E. Amaro, C. Schmidt, A. Chopra, Q. Huang, K. Kovacs, B. Nikolic, R. Katz, J. Bachrach, and K. Asanović, "Firesim: Fpga-accelerated cycle-exact scale-out system simulation in the public cloud," in *Proceedings of the 45th Annual International Symposium on Computer Architecture*, ser. ISCA '18. IEEE Press, 2018, p. 29–42. [Online]. Available: <https://doi.org/10.1109/ISCA.2018.00014>
  - [32] S. Khan, P. Xekalakis, J. Cavazos, and M. Cintra, "Using predictive modeling for cross-program design space exploration in multicore systems," in *16th International Conference on Parallel Architecture and Compilation Techniques (PACT 2007)*, 2007, pp. 327–338.
  - [33] B. C. Lee and D. M. Brooks, "Illustrative design space studies with microarchitectural regression models," in *2007 IEEE 13th International Symposium on High Performance Computer Architecture*, 2007, pp. 340–351.
  - [34] B. C. Lee and D. M. Brooks, "Accurate and efficient regression modeling for microarchitectural performance and power prediction," in *Proceedings of the 12th International Conference on Architectural Support for Programming Languages and Operating Systems*, ser. ASPLOS XII. New York, NY, USA: Association for Computing Machinery, 2006, p. 185–194. [Online]. Available: <https://doi.org/10.1145/1168857.1168881>
  - [35] B. C. Lee, D. M. Brooks, B. R. de Supinski, M. Schulz, K. Singh, and S. A. McKee, "Methods of inference and learning for performance modeling of parallel applications," in *Proceedings of the 12th ACM SIGPLAN Symposium on Principles and Practice of Parallel Programming*, ser. PPOPP '07. New York, NY, USA: Association for Computing Machinery, 2007, p. 249–258. [Online]. Available: <https://doi.org/10.1145/1229428.1229479>
  - [36] D. Li, S. Yao, Y.-H. Liu, S. Wang, and X.-H. Sun, "Efficient design space exploration via statistical sampling and adaboost learning," in *Proceedings of the 53rd Annual Design Automation Conference*, ser. DAC '16. New York, NY, USA: Association for Computing Machinery, 2016. [Online]. Available: <https://doi.org/10.1145/2897937.2898012>
  - [37] L. Li, S. Pandey, T. Flynn, H. Liu, N. Wheeler, and A. Hoisie, "Simnet: Accurate and high-performance computer architecture simulation using deep learning," *Proc. ACM Meas. Anal. Comput. Syst.*, vol. 6, no. 2, jun 2022. [Online]. Available: <https://doi.org/10.1145/3530891>
  - [38] A. Marathe, R. Anirudh, N. Jain, A. Bhatele, J. Thiagarajan, B. Kailkhura, J.-S. Yeom, B. Rountree, and T. Gamblin, "Performance modeling under resource constraints using deep transfer learning," in *Proceedings of the International Conference for High Performance Computing, Networking, Storage and Analysis*, ser. SC '17. New York, NY, USA: Association for Computing Machinery, 2017. [Online]. Available: <https://doi.org/10.1145/3126908.3126969>
  - [39] C. Mendis, A. Renda, S. Amarasinghe, and M. Carbin, "Ithamel: Accurate, portable and fast basic block throughput estimation using deep neural networks," in *International Conference on Machine Learning*. PMLR, 2019, pp. 4505–4515.
  - [40] T. Mikolov, I. Sutskever, K. Chen, G. S. Corrado, and J. Dean, "Distributed representations of words and phrases and their compositionality," in *Advances in Neural Information Processing Systems*, C. Burges, L. Bottou, M. Welling, Z. Ghahramani, and K. Weinberger, Eds., vol. 26. Curran Associates, Inc., 2013. [Online]. Available: <https://proceedings.neurips.cc/paper/2013/file/9aa42b31882ec039965f3c4923ce901b-Paper.pdf>
  - [41] K. O'neal, P. Brisk, A. Abousamra, Z. Waters, and E. Shriver, "Gpu performance estimation using software rasterization and machine learning," *ACM Trans. Embed. Comput. Syst.*, vol. 16, no. 5s, Sep. 2017. [Online]. Available: <https://doi.org/10.1145/3126557>
  - [42] OpenAI, "What is the difference between the gpt-4 models?" [Online]. Available: <https://help.openai.com/en/articles/7127966-what-is-the-difference-between-the-gpt-4-models>
  - [43] S. Pakin and P. McCormick, "Hardware-independent application characterization," in *2013 IEEE International Symposium on Workload Characterization (IISWC)*, 2013, pp. 111–112.
  - [44] S. Pandey, L. Li, T. Flynn, A. Hoisie, and H. Liu, "Scalable deep learning-based microarchitecture simulation on gpus," in *Proceedings of the International Conference on High Performance Computing, Networking, Storage and Analysis*, ser. SC '22. IEEE Press, 2022.
  - [45] C. Piech, J. Huang, A. Nguyen, M. Phulsuksombati, M. Sahami, and L. Guibas, "Learning program embeddings to propagate feedback on student code," in *Proceedings of the 32nd International Conference on Machine Learning*, ser. Proceedings of Machine Learning Research, F. Bach and D. Blei, Eds., vol. 37. Lille, France: PMLR, 07–09 Jul 2015, pp. 1093–1102. [Online]. Available: <https://proceedings.mlr.press/v37/piech15.html>
  - [46] A. Renda, Y. Chen, C. Mendis, and M. Carbin, "DiffTune: Optimizing cpu simulator parameters with learned differentiable surrogates," in *IEEE/ACM International Symposium on Microarchitecture*, 2020.
  - [47] A. F. Rodrigues, K. S. Hemmert, B. W. Barrett, C. Kersey, R. Oldfield, M. Weston, R. Risen, J. Cook, P. Rosenfeld, E. Cooper-Balis, and B. Jacob, "The structural simulation toolkit," *SIGMETRICS Perform. Eval. Rev.*, vol. 38, no. 4, p. 37–42, mar 2011. [Online]. Available: <https://doi.org/10.1145/1964218.1964225>
  - [48] Z. Shi, K. Swersky, D. Tarlow, P. Ranganathan, and M. Hashemi, "Learning execution through neural code fusion," in *International Conference on Learning Representations*, 2020. [Online]. Available: <https://openreview.net/forum?id=SJetQpEYvB>
  - [49] A. Snaveley, L. Carrington, N. Wolter, J. Labarta, R. Badia, and A. Purkayastha, "A framework for performance modeling and prediction," in *SC '02: Proceedings of the 2002 ACM/IEEE Conference on Supercomputing*, 2002, pp. 21–21.
  - [50] O. Sýkora, P. M. Phothilimthana, C. Mendis, and A. Yazdanbakhsh, "Granite: A graph neural network model for basic block throughput estimation," in *2022 IEEE International Symposium on Workload Characterization (IISWC)*, 2022, pp. 14–26.
  - [51] N. R. Tallent and A. Hoisie, "Palm: Easing the burden of analytical performance modeling," in *Proceedings of the 28th ACM International Conference on Supercomputing*, ser. ICS '14. New York, NY, USA: Association for Computing Machinery, 2014, p. 221–230. [Online]. Available: <https://doi.org/10.1145/2597652.2597683>
  - [52] L. Trümper, T. Ben-Nun, P. Schaad, A. Calotoiu, and T. Hoefler, "Performance embeddings: A similarity-based transfer tuning approach to performance optimization," in *Proceedings of the 37th International Conference on Supercomputing*, ser. ICS '23. New York, NY, USA:

Association for Computing Machinery, 2023, p. 50–62. [Online]. Available: <https://doi.org/10.1145/3577193.3593714>

- [53] S. Van den Steen, S. Eyerman, S. De Pestel, M. Mechri, T. E. Carlson, D. Black-Schaffer, E. Hagersten, and L. Eeckhout, “Analytical processor performance and power modeling using micro-architecture independent characteristics,” *IEEE Transactions on Computers*, vol. 65, no. 12, pp. 3537–3551, 2016.
- [54] S. VenkataKeerthy, R. Aggarwal, S. Jain, M. S. Desarkar, R. Upadrastra, and Y. N. Srikant, “Ir2vec: Llvm ir based scalable program embeddings,” *ACM Trans. Archit. Code Optim.*, vol. 17, no. 4, dec 2020. [Online]. Available: <https://doi.org/10.1145/3418463>
- [55] D. W. Wall, “Limits of instruction-level parallelism,” in *Proceedings of the Fourth International Conference on Architectural Support for Programming Languages and Operating Systems*, ser. ASPLOS IV. New York, NY, USA: Association for Computing Machinery, 1991, p. 176–188. [Online]. Available: <https://doi.org/10.1145/106972.106991>
- [56] K. Wang and Z. Su, “Blended, precise semantic program embeddings,” in *Proceedings of the 41st ACM SIGPLAN Conference on Programming Language Design and Implementation*, ser. PLDI 2020. New York, NY, USA: Association for Computing Machinery, 2020, p. 121–134. [Online]. Available: <https://doi.org/10.1145/3385412.3385999>
- [57] K. Wang, Z. Su, and R. Singh, “Dynamic neural program embeddings for program repair,” in *International Conference on Learning Representations*, 2018. [Online]. Available: <https://openreview.net/forum?id=BJuWrGW0Z>
- [58] Y. Wang, V. Lee, G.-Y. Wei, and D. Brooks, “Predicting new workload or cpu performance by analyzing public datasets,” *ACM Trans. Archit. Code Optim.*, vol. 15, no. 4, jan 2019. [Online]. Available: <https://doi.org/10.1145/3284127>
- [59] S. Williams, A. Waterman, and D. Patterson, “Roofline: An insightful visual performance model for multicore architectures,” *Commun. ACM*, vol. 52, no. 4, p. 65–76, apr 2009. [Online]. Available: <https://doi.org/10.1145/1498765.1498785>
- [60] G. Wu, J. L. Greathouse, A. Lyashevsky, N. Jayasena, and D. Chiou, “Gpgpu performance and power estimation using machine learning,” in *2015 IEEE 21st International Symposium on High Performance Computer Architecture (HPCA)*, 2015, pp. 564–576.
- [61] T. Yokota, K. Ootsu, and T. Baba, “Potentials of branch predictors: From entropy viewpoints,” in *Architecture of Computing Systems – ARCS 2008*, U. Brinkschulte, T. Ungerer, C. Hochberger, and R. G. Spallek, Eds. Berlin, Heidelberg: Springer Berlin Heidelberg, 2008, pp. 273–285.
- [62] X. Zheng, L. K. John, and A. Gerstlauer, “Accurate phase-level cross-platform power and performance estimation,” in *Proceedings of the 53rd Annual Design Automation Conference*, ser. DAC ’16. New York, NY, USA: Association for Computing Machinery, 2016. [Online]. Available: <https://doi.org/10.1145/2897937.2897977>
- [63] X. Zheng, P. Ravikumar, L. K. John, and A. Gerstlauer, “Learning-based analytical cross-platform performance prediction,” in *2015 International Conference on Embedded Computer Systems: Architectures, Modeling, and Simulation (SAMOS)*. IEEE, 2015, pp. 52–59.