

A Spline-Based Collocation Method for Stokes and Navier-Stokes equations

Jinsil Lee*

Jungho Yoon[†]

Abstract

In the paper, we propose a collocation method based on multivariate polynomial splines over triangulation or tetrahedralization for solving Stokes and Navier-Stokes equations. We start with a detailed explanation of the method for the Stokes equation and then extend the study to the Navier-Stokes equations. We shall show that the numerical solution can approximate the exact PDE solution very well over several domains. Then we present several numerical experimental results to demonstrate the performance of the method over the 2D and 3D settings. Also, we apply the IPBM method to our method to find the solution over several curved domains effectively. In addition, we present a comparison with the existing multivariate spline methods in [1] and several existing methods to show that the new method produces a similar and sometimes more accurate approximation in a more efficient fashion.

1 Introduction

The Stokes and Navier-Stokes equations with variable viscosity are crucial for modeling creeping flows observed in various geophysical contexts, as demonstrated by prior studies such as [24], [25], [41], and [11]. Understanding the behavior of glaciers and predicting sea-level rise requires an accurate representation of ice flow, which is a viscous fluid characterized by a viscosity that depends on stress. In [12], researchers applied the finite element method to analyze incompressible Stokes equations with a spatially varying viscosity parameter $\mu(x) \geq \mu_{\min} > 0$.

In this paper, we propose and investigate a novel collocation method based on multivariate splines for numerically solving the Stokes equations over the domain in \mathbb{R}^d with $d \geq 2$. Let us consider the Navier-Stokes equation:

$$-\mu \Delta \mathbf{u} + \mathbf{u} \cdot \nabla \mathbf{u} + \nabla p = f \quad \text{in } \Omega \subseteq \mathbb{R}^d \quad (1)$$

$$\nabla \cdot \mathbf{u} = 0 \quad \text{in } \Omega \quad (2)$$

$$\mathbf{u} = g \quad \text{on } \partial\Omega \quad (3)$$

where the unknowns velocity $\mathbf{u} = (u_1, \dots, u_d)^T$ of the fluid and pressure p and μ is the kinematic viscosity, $f = (f_1, \dots, f_d)$ represents the externally applied forces and $g = (g_1, \dots, g_d)$ the velocity at the boundary. The Navier-Stokes equation is widely used to describe various physical phenomena, such as wave breaking in the ocean and airflow around airplane wings. In steady

*jl74942@ewha.ac.kr, Department of Mathematics, Ewha W. University, Seoul 120-750, South Korea

[†]yoony@ewha.ac.kr, Department of Mathematics, Ewha W. University, Seoul 120-750, South Korea

flows, viscous transport dominates over convection, which can be neglected when the fluid moves slowly enough. This simplifies the momentum equation of the general Navier-Stokes equations into a linear equation, resulting in the system (12). The Stokes equations have garnered substantial attention from researchers due to their close relationship with the Navier-Stokes equations. Numerical solutions to these Stokes equations have been recently studied extensively. There are many different numerical methods that have been developed such as conforming/nonconforming finite element methods, weak Galerkin method, finite volume methods, discontinuous Galerkin finite element methods, virtual element methods, WEB-spline method(Weighted extended B-spline method), etc.

The finite element method is a popular approach for solving the Stokes equations, as documented in [6], [10], and [27]. However, one of the primary challenges in solving the Stokes and Navier-Stokes equations is the coupling of velocity and pressure variables in a saddle-point system. The velocity error is pressure-dependent, which becomes particularly significant when dealing with small viscosity μ . This issue can lead to substantial errors or singularities in pressure that affect velocity simulation due to the coupling between velocity and pressure. To address this challenge, numerous methods have been developed, including divergence-free finite element methods discussed in [7], [33], [40], [29], [26], and [30]. These methods explicitly construct a divergence-free basis and approximate velocity from weakly or exactly divergence-free subspaces. In [30], enhanced discontinuous Galerkin (DG) finite element methods are used to solve Stokes equations in the primary velocity-pressure formulation, achieving pressure-robustness and establishing optimal-order error estimates.

The weak Galerkin (WG) method, proposed in [35], replaces classical derivatives with weakly defined discrete derivatives and introduces a parameter-free stabilizer to derive a stable, symmetric, and positive definite formulation. Researchers in [4] utilized the weak Galerkin finite element method for the Stokes equations. Additionally, in [14], a mesh-free method that employs weighted extended B-splines as shape functions was employed to solve the Stokes problem, accompanied by convergence and condition number estimates.

In this paper, our approach focuses on utilizing the spline collocation method, augmented with multivariate splines, to address both Stokes and Navier-Stokes equations. We will present a series of numerical tests in 2D and 3D to highlight the effectiveness of our method. Our objectives are to evaluate its performance under various conditions, including:

1. 2D Stokes equation with a continuous and discontinuous viscosity μ
2. 3D Stokes equation with a continuous and discontinuous viscosity μ
3. 2D Navier-Stokes equation with a continuous and discontinuous viscosity μ
4. 2D Stokes equation and Navier-Stokes equation over the curved domain.

Our goal is to demonstrate that the spline-based collocation method is versatile and adept, capable of tackling the inherent complexities of these mathematical challenges.

The existence and uniqueness results for the weak formulation of (12) with Dirichlet boundary conditions are given in [10] as follows:

Theorem 1 *Let Ω be a bounded domain in \mathbb{R}^d with Lipschitz boundary $\partial\Omega$ and let $f \in H^{-1}(\Omega)$ and $g \in H^{\frac{1}{2}}(\partial\Omega)$ satisfying*

$$\int_{\partial\Omega} g \cdot n = 0,$$

where n is a unit normal vector. There is a unique solution $(u, p) \in H^1(\Omega)^d \times L_0^2(\Omega)$ of

$$\begin{aligned} -\mu \Delta \mathbf{u} + \nabla p &= f & \text{in } \Omega \subseteq \mathbb{R}^d \\ \nabla \cdot \mathbf{u} &= 0 & \text{in } \Omega \\ \mathbf{u} &= g & \text{on } \partial\Omega \end{aligned}$$

It is possible to use $H^2(\Omega)$ as we can use spline functions in $H^2(\Omega)$ if the degree of splines is sufficiently large. Indeed, how to use such spline functions has been explained in [2],[19],[21],[20] and [31]. Since the equations involve ∇p , the pressure is determined up to an additive constant. To have uniqueness, one can require it to have zero mean. We first introduce $\hat{H}^k(\Omega) = \{p \in H^k(\Omega) : \int_{\Omega} p = 0\}$. And we define a norm $\|(\mathbf{u}, p)\|_{H^k}$ on $\tilde{H}_0^k = [H^k(\Omega) \cap H_0^1(\Omega)]^d \times \hat{H}^{k-1}(\Omega)$ which is defined by

$$\|(\mathbf{u}, p)\|_{H^k} = \sum_{i=1}^d \|u_i\|_{H^k(\Omega)} + \|p\|_{H^{k-1}(\Omega)}.$$

And we denote $\tilde{H}_0 = \tilde{H}_0^2$. To establish the convergence of the collocation solution s as the size of \triangle goes to zero, we define a new norm $\|(u_1, u_2, p)\|_L$ on \tilde{H}_0 as follows.

$$\|(\mathbf{u}, p)\|_L = \|\mu \Delta \mathbf{u} + \nabla p\|_{L^2(\Omega)} + \|\nabla \cdot \mathbf{u}\|_{L^2(\Omega)} \quad (4)$$

We mainly show that the new norm is equivalent to the standard norm on \tilde{H}_0 .

Theorem 2 *Let μ be a positive constant. There exist two positive constants A and B such that*

$$A\|\mathbf{u}\|_H \leq \|\mathbf{u}\|_L \leq B\|\mathbf{u}\|_H, \quad \forall \mathbf{u} \in \tilde{H}_0. \quad (5)$$

See the proof of Theorem 2 in a later section. Letting $(u_1, u_2, p) \in \tilde{H}_0$ be the solution of (11) and $(u_{s_1}, u_{s_2}, u_{s_p})$ be the spline solution of (11), we use the above inequality to have

$$A\|(u_1 - u_{s_1}, u_2 - u_{s_2}, p - u_{s_p})\|_H \leq \|(u_1 - u_{s_1}, u_2 - u_{s_2}, p - u_{s_p})\|_L.$$

When $\|(u_1 - u_{s_1}, u_2 - u_{s_2}, p - u_{s_p})\|_L$ is small, our Theorem 2 implies that $\|(u_1 - u_{s_1}, u_2 - u_{s_2}, p - u_{s_p})\|_H = \|u_1 - u_{s_1}\|_{H^2(\Omega)} + \|u_2 - u_{s_2}\|_{H^2(\Omega)} + \|p - u_{s_p}\|_{H^1(\Omega)}$ is small. Our paper is structured as follows: Section 2 covers the introduction of useful properties about the weak formulation of the Navier-Stokes equation and multivariate splines and their attributes. In Section 3, we delineate the spline collocation methods applied to Stokes and Navier-Stokes equations and assert the convergence of our approach. Section 4 presents numerical outcomes from multiple 2D and 3D examples, showcasing our method's efficacy. The final section unveils the IPBM method, displaying its performance on various curved domains. Throughout, we compare our technique's precision against existing numerical methods to underscore its accuracy.

2 Preliminaries

The weak formulation of the problem (1) is given as follows:

$$\mu \int_{\Omega} \nabla \mathbf{u} \nabla \mathbf{v} + b(\mathbf{u}, \mathbf{u}, \mathbf{v}) + \int_{\Omega} (\nabla \cdot \mathbf{v}) p = \int_{\Omega} f \mathbf{v} \quad \forall \mathbf{v} \in [H_0^1(\Omega)]^d, \quad (6)$$

$$\int_{\Omega} (\nabla \cdot \mathbf{u}) q = 0 \quad \forall q \in \hat{H}^0(\Omega), \quad (7)$$

where the trilinear form b is defined as

$$b(\mathbf{u}, \mathbf{v}, \mathbf{w}) = \int_{\Omega} (\mathbf{u} \cdot \nabla) \mathbf{v} \mathbf{w} + \frac{1}{2} (\nabla \cdot \mathbf{u}) \mathbf{v} \mathbf{w}.$$

Then we have the following properties [10],[34]:

$$b(\mathbf{u}, \mathbf{v}, \mathbf{w}) = \int_{\Omega} \frac{1}{2} (\mathbf{u} \cdot \nabla) \mathbf{v} \mathbf{w} - \frac{1}{2} (\nabla \cdot \mathbf{u}) \mathbf{v} \mathbf{w} \quad \forall \mathbf{u}, \mathbf{v}, \mathbf{w} \in [H_0^1(\Omega)]^d,$$

and

$$|b(\mathbf{u}, \mathbf{v}, \mathbf{w})| \leq C_1 \|\nabla \mathbf{u}\| \|\nabla \mathbf{v}\| \|\nabla \mathbf{w}\| \quad \forall \mathbf{u}, \mathbf{v}, \mathbf{w} \in [H_0^1(\Omega)]^d \quad (8)$$

where

$$C_1 = \sup_{\mathbf{u}, \mathbf{v}, \mathbf{w} \in [H_0^1(\Omega)]^d} \frac{|b(\mathbf{u}, \mathbf{v}, \mathbf{w})|}{\|\nabla \mathbf{u}\| \|\nabla \mathbf{v}\| \|\nabla \mathbf{w}\|}$$

is a positive constant depending only on the domain Ω .

Next, we quickly introduce bivariate spline functions. Before we start, we first review some facts about triangles. Given a triangle T , we write $|T|$ for the length of its longest edge and ρ_T for the radius of the largest disk that can be inscribed in T . For any polygonal domain $\Omega \subset \mathbb{R}^d$ with $d = 2$, let $\Delta := \{T_1, \dots, T_n\}$ be a triangulation of Ω which is a collection of triangles and \mathcal{V} be the set of vertices of Δ . We called a triangulation as a quasi-uniform triangulation if all triangles T in Δ have comparable sizes in the sense that $\frac{|T|}{\rho_T} \leq C < \infty$, for all triangles $T \in \Delta$, where ρ_T is the inradius of T . Let $|\Delta|$ be the length of the longest edge in Δ . For a triangle $T = (v_1, v_2, v_3) \in \Omega$, we define the barycentric coordinates (b_1, b_2, b_3) of a point $(x, y) \in \Omega$. These coordinates are the solution to the following system of equations

$$\begin{aligned} b_1 + b_2 + b_3 &= 1 \\ b_1 v_1 + b_2 v_2 + b_3 v_3 &= (x, y) \end{aligned}$$

and are nonnegative if $(x, y) \in T$. We use the barycentric coordinates to define the Bernstein polynomials of degree D :

$$B_{i,j,k}^T(x, y) := \frac{D!}{i!j!k!} b_1^i b_2^j b_3^k, \quad i + j + k = D,$$

which form a basis for the space \mathcal{P}_D of polynomials of degree D . Therefore, we can represent all $s \in \mathcal{P}_D$ in B-form:

$$s|_T = \sum_{i+j+k=D} c_{ijk} B_{ijk}^T, \quad \forall T \in \Delta,$$

where the B-coefficients $c_{i,j,k}$ are uniquely determined by s .

Moreover, for given $T = (v_1, v_2, v_3) \in \Delta$, we define the associated set of domain points to be

$$\mathcal{D}_{D,T} := \left\{ \frac{iv_1 + jv_2 + kv_3}{D} \right\}_{i+j+k=D}. \quad (9)$$

Let $\mathcal{D}_{D,\Delta} = \cup_{T \in \Delta} \mathcal{D}_{D,T}$ be the domain points of triangulation Δ and degree D .

We use the discontinuous spline space $S_D^{-1}(\Delta) := \{s|_T \in \mathcal{P}_D, T \in \Delta\}$ as a base. Then we add the smoothness conditions to define the space $\mathcal{S}_D^r := C^r(\Omega) \cap S_D^{-1}(\Delta)$. Let \mathbf{c} be the coefficient vector of $s \in S_D^{-1}(\Delta)$ and H be the matrix that consists of the smoothness conditions across each interior edge of Δ . It is known that $H\mathbf{c} = 0$ if and only if $s \in C^r(\Omega)$ (cf. [16]).

Similarly, for trivariate splines, let $\Omega \subset \mathbb{R}^3$ and Δ be a tetrahedralization of Ω . Trivariate splines can be defined in a manner analogous to the 2D splines previously described. A lot of literatures including [2], [19], [21], [23], [20], [31], and [32], offers comprehensive insights into the utilization of these spline functions.

We suppose that Q is the quasi-interpolation operator. Then, it has the following properties

Lemma 1 ([Lai and Schumaker, 2007[16]]) *There exists a constant K such that if $u \in H^{m+1}(\Omega)$ for some $0 \leq m \leq d$, then*

$$\|D^\alpha(u - Qu)\|_{L^2(\Omega)} \leq K|\Delta|^{m+1-|\alpha|}|u|_{m+1,2,\Omega},$$

for all $0 \leq |\alpha| \leq m$. If Ω is convex, the constant K depends only on d, Δ . If Ω is not convex, K also depends on the Lipschitz constant of the boundary of Ω .

As mentioned in [3], by Markov inequality in [16], we can get the inverse estimates

Lemma 2 *There exists a constant K such that if $0 \leq l \leq s$ and $1 \leq p, q \leq \infty$, then*

$$\|s\|_{s,p} \leq K|\Delta|^{l-s+\min(0, \frac{d}{p}-\frac{d}{q})}\|s\|_{l,q},$$

for all $s \in \mathcal{S}_D^r$.

Moreover, from Lemma 1, we can get the following inequality

$$\|Qu\|_{k,p} \leq K\|u\|_{k,p} \tag{10}$$

for $1 \leq p \leq \infty$ and $0 \leq k \leq D$.

Also, we define a quasi-interpolation spline Qu satisfying

$$\int_T (\nabla \cdot u)v = \int_T (\nabla \cdot Qu)v, \quad \forall v \in [P_D(\Omega)]^d$$

and

$$\|D^\alpha(u - Qu)\|_{L^2(\Omega)} \leq K|\Delta|^{m+1-|\alpha|}|u|_{m+1,2,\Omega},$$

for all $0 \leq |\alpha| \leq m$. If Ω is convex, the constant K depends only on d, Δ .

3 Our Proposed Algorithms and Their Convergence Analysis

3.1 Spline Collocation Methods for Stoke and Navier-Stokes Equations

For the sake of clarity, we will utilize the given equation to elucidate our method. Our objective is to demonstrate that the numerical solution converges to the true solution. For convenience, we consider the 2D case. Let $\mu > 0$ be a positive function. As previously mentioned, we will employ C^1 spline functions. The domain points, as referenced in [16] and further detailed in the subsequent section, will serve as our collocation points.

For brevity, let s represent a C^1 spline of degree D defined over a triangulation Δ of Ω . Let $\xi_i, i = 1, \dots, N$ be the domain points of Δ and D' , noting that D' might differ from D . Our spline-based collocation approach aims to find a spline function s_1, s_2, s_p that satisfies the following equation

$$\begin{cases} -\mu(\xi_i)\Delta \mathbf{s}(\xi_i) + \nabla s_p(\xi_i) &= f(\xi_i), & \xi_i \in \Omega \subset \mathbb{R}^d, \\ \nabla \cdot \mathbf{s}(\xi_i) &= 0, & \xi_i \in \Omega \\ \mathbf{s}(\xi_i) &= g(\xi_i), & \xi_i \in \partial\Omega \end{cases} \quad (11)$$

where $\mathbf{s} = (s_1, s_2)^T$. A spline space is a linear vector space. We mainly look for the coefficient vector of s satisfies (11). Clearly, (11) leaves a linear system that may not have a unique solution. It may be an over-determined linear system if $D' \geq D$ or an underdetermined linear system if $D' < D$. Our method is to use a least squares solution if the system is overdetermined or a sparse solution if the system is underdetermined (cf. [18]). Let us first explain a collocation method based on bivariate splines/trivariate splines for a solution of Stokes equation:

$$\begin{cases} -\mu\Delta \mathbf{u} + \nabla p &= f & \text{in } \Omega \subseteq \mathbb{R}^d \\ \nabla \cdot \mathbf{u} &= 0 & \text{in } \Omega \\ \mathbf{u} &= g & \text{on } \partial\Omega \end{cases} \quad (12)$$

where Δ is a standard linear differential operator. We want to find a numerical solution of the PDE in (12) based on bivariate/trivariate spline functions which were explained in the previous section.

For given Δ be a triangulation, we choose a set of domain points $\{\xi_i\}_{i=1,\dots,N}$ explained in the previous section as collocation points and find the coefficient vector $\mathbf{c}_1, \mathbf{c}_2$ and \mathbf{c}_p of spline functions $s_1 = \sum_{t \in \Delta} \sum_{|\alpha|=k} c_{1,\alpha}^t \mathcal{B}_\alpha^t, s_2 = \sum_{t \in \Delta} \sum_{|\alpha|=k} c_{2,\alpha}^t \mathcal{B}_\alpha^t, s_p = \sum_{t \in \Delta} \sum_{|\alpha|=k} c_{p,\alpha}^t \mathcal{B}_\alpha^t$ satisfying the following equation at those points

$$\begin{cases} -\mu\Delta \mathbf{s}(\xi_i) + \nabla s_p(\xi_i) &= f(\xi_i), & \xi_i \in \Omega \subset \mathbb{R}^d, \\ \nabla \cdot \mathbf{s}(\xi_i) &= 0, & \xi_i \in \Omega \\ \mathbf{s}(\xi_i) &= g(\xi_i), & \xi_i \in \partial\Omega \end{cases} \quad (13)$$

where $\mathbf{s} = (s_1, s_2)^T$, $\{\xi_i\}_{i=1,\dots,N} \in \mathcal{D}_{D',\Delta}$ are the domain points of Δ of degree D as explained in (9) in the previous section. Using these points, we have the following matrix equation:

$$\begin{aligned} [-\mu\Delta(\mathcal{B}_\alpha^t(\xi_i))] \mathbf{c}_1 + [(\mathcal{B}_\alpha^t(\xi_i))_x] \mathbf{c}_p &= [f_1(x_i, y_i)] \\ [-\mu\Delta(\mathcal{B}_\alpha^t(\xi_i))] \mathbf{c}_2 + [(\mathcal{B}_\alpha^t(\xi_i))_y] \mathbf{c}_p &= [f_2(x_i, y_i)] \\ [(\mathcal{B}_\alpha^t(\xi_i))_x] \mathbf{c}_1 + [(\mathcal{B}_\alpha^t(\xi_i))_y] \mathbf{c}_2 &= 0 \end{aligned}$$

And we can rewrite it as the saddle point problem:

$$K\mathbf{c} := \begin{bmatrix} -\mu\Delta(\mathcal{B}_\alpha^t(\xi_i)) & O & (\mathcal{B}_\alpha^t(\xi_i))_x \\ O & -\mu\Delta(\mathcal{B}_\alpha^t(\xi_i)) & (\mathcal{B}_\alpha^t(\xi_i))_y \\ (\mathcal{B}_\alpha^t(\xi_i))_x & (\mathcal{B}_\alpha^t(\xi_i))_y & O \end{bmatrix} \begin{bmatrix} \mathbf{c}_1 \\ \mathbf{c}_2 \\ \mathbf{c}_p \end{bmatrix} = \begin{bmatrix} f_1(x_i, y_i) \\ f_2(x_i, y_i) \\ O \end{bmatrix} = \mathbf{f}$$

where O is a zero matrix. Furthermore, the coefficients are constrained by $H_1 \mathbf{c} = 0$, reflecting the smoothness conditions inherent to \mathcal{S} . Here, the coefficient vector is represented as $\mathbf{c} = (\mathbf{c}_1, \mathbf{c}_2, \mathbf{c}_p)^T$. The boundary condition is given by $B\mathbf{c} = G$, with matrices defined as $B = \begin{bmatrix} B_1 & O & O \\ O & B_1 & O \end{bmatrix}$ and $G = \begin{bmatrix} G_1 \\ G_2 \end{bmatrix}$.

The system can be represented as:

$$\begin{bmatrix} K \\ B \\ H \end{bmatrix} \begin{bmatrix} \mathbf{c}_1 \\ \mathbf{c}_2 \\ \mathbf{c}_p \end{bmatrix} = \begin{bmatrix} \mathbf{f} \\ G \\ 0 \end{bmatrix}.$$

This system can be solved using the backslash operator in MATLAB.

To solve the Navier-Stokes equations, we employ Newton's method in Algorithm 1.

Algorithm 1: Algorithm for Navier-Stokes Equations

Initialization: For given parameters μ and ϵ , set a large value μ^0 such that $\mu^0 > \mu$. For our implementation, we set $\mu^0 = 1$.

Step 1: Determine the initial value $u_0 \in \mathcal{S}_D^r$ via the Stokes equation:

$$\begin{aligned} -\mu^0 \Delta u_0 + \nabla p_0 &= f \quad \text{in } \Omega \\ \nabla \cdot u_0 &= 0 \quad \text{in } \Omega \quad u_0 = g, \quad \text{on } \partial\Omega \end{aligned}$$

Step 2: For given spline approximation $u_n \in \mathcal{S}_D^r$, compute $u_{n+1} \in \mathcal{S}_D^r$ satisfying:

$$\begin{aligned} -\mu^0 \Delta u_{n+1} + u_n \cdot \nabla u_{n+1} + u_{n+1} \cdot \nabla u_n + \nabla p_{n+1} &= f + u_n \cdot \nabla u_n \quad \text{in } \Omega \\ \nabla \cdot u_{n+1} &= 0 \quad \text{in } \Omega \\ u_{n+1} &= g, \quad \text{on } \partial\Omega \end{aligned}$$

Use a similar approach as in solving the Stokes equation.

Step 3: If $\|u_n - u_{n+1}\| < \epsilon$, Terminate. Otherwise, execute Step 1 and Step 2 for μ^* . If it converges, stop.

Step 4: Select a new μ^1 such that $\mu^0 > \mu^1 > \mu^*$ and iterate through Steps 1-3.

3.2 Convergence Analysis of the Stokes Equation

Next, we consider the numerical solution $(u_{s_1}, u_{s_2}, u_{s_p})$ for equation (13). We aim to demonstrate that as we refine the mesh, reducing the size of $|\Delta|$, the numerical solution converges to the exact solution (u_1, u_2, p) , i.e., $\|(u_1, u_2, p) - (u_{s_1}, u_{s_2}, u_{s_p})\|_H < \epsilon_\Delta$.

Lemma 3 *There exists a positive constant C_β independent of $|\Delta|$ such that all $w \in W := L_0^2(\Omega) \cap \mathcal{S}_D^r(\Delta)$ and $|\Delta|$ small enough,*

$$\sup_{v \in \mathcal{S}_D^r(\Delta)} \frac{\int_\Omega \nabla \cdot vw}{\|\nabla v\|} \geq C_\beta \|w\|. \quad (14)$$

Given any $w \in W \subseteq L_0^2(\Omega)$, reference [10] establishes the existence of a function $\hat{v} \in H_0^1(\Omega)$ satisfying

$$\frac{\int_{\Omega} \nabla \cdot \hat{v} w}{\|\nabla \hat{v}\|} \geq C_0 \|w\| \quad (15)$$

for a specific constant C_0 . Let $s_{\hat{v}}$ be a quasi-interpolatory spline in $\mathcal{S}_D^r(\Delta)$. It follows from $\hat{v} \in H_0^1(\Omega)$ and (10),

$$\|\nabla s_{\hat{v}}\| \leq C_1 \|\nabla \hat{v}\|.$$

This results in

$$\frac{\int_{\Omega} \nabla \cdot s_{\hat{v}} w}{\|\nabla s_{\hat{v}}\|} = \frac{\int_{\Omega} \nabla \cdot \hat{v} w}{\|\nabla s_{\hat{v}}\|} \geq \frac{\int_{\Omega} \nabla \cdot \hat{v} w}{\sqrt{C_1} \|\nabla \hat{v}\|} \geq C_{\beta} \|w\|$$

for a positive constant C_{β} .

Theorem 3 Assume $\mu > 0$ and $\mathbf{u} - \mathbf{u}_s = 0$ on $\partial\Omega$. Then, the following inequalities hold:

$$\begin{aligned} \|\nabla(u_s - u)\| &\leq C|\Delta|(|u|_{2,2,\Omega} + \frac{1}{\mu}|p|_{1,2,\Omega}) \\ \|p_s - p\| &\leq C|\Delta|(\mu|u|_{2,2,\Omega} + |p|_{1,2,\Omega}). \end{aligned}$$

Proof. Assume $\mathbf{e} = 0$ on $\partial\Omega$. Applying Green's theorem, Hölder's inequality, the divergence theorem, and Lemma 1 yields

$$\begin{aligned} \int_{\Omega} \nabla \cdot v(p_s - s_p) &= \mu \int_{\Omega} \nabla(u_s - s_u) \nabla v - \mu \int_{\Omega} \nabla(u - s_u) \nabla v + \int_{\Omega} \nabla \cdot v(p - s_p) \\ &\leq \mu \|\nabla(u_s - s_u)\| \|\nabla v\| + \mu \|\nabla(u - s_u)\| \|\nabla v\| + \|p - s_p\| \|\nabla v\| \\ &\leq \|\nabla v\| (\mu \|\nabla(u_s - s_u)\| + \mu \|\nabla(u - s_u)\| + \|p - s_p\|) \\ &\leq \|\nabla v\| (\mu \|\nabla(u_s - s_u)\| + C|\Delta|(\mu|u|_{2,2,\Omega} + |p|_{1,2,\Omega})), \forall v \in H_0^1(\Omega) \end{aligned}$$

which implies by (15)

$$\|p_s - s_p\| \leq \mu \|\nabla(u_s - s_u)\| + C|\Delta|(\mu|u|_{2,2,\Omega} + |p|_{1,2,\Omega}). \quad (16)$$

Furthermore, we have

$$\begin{aligned} \mu \|\nabla(u_s - s_u)\|^2 &= \mu \int_{\Omega} \nabla(u_s - s_u) \nabla(u_s - s_u) \\ &= \mu \int_{\Omega} \nabla(u - s_u) \nabla(u_s - s_u) - \int_{\Omega} \nabla \cdot (u_s - s_u)(p - s_p) + \int_{\Omega} \nabla \cdot (u_s - s_u)(p_s - s_p) \\ &= \mu \int_{\Omega} \nabla(u - s_u) \nabla(u_s - s_u) - \int_{\Omega} \nabla \cdot (u_s - s_u)(p - s_p) + \int_{\Omega} \nabla \cdot (u - s_u)(p_s - s_p) \\ &\leq \mu \|\nabla(u - s_u)\| \|\nabla(u_s - s_u)\| + \|\nabla(u_s - s_u)\| \|p - s_p\| + \|\nabla(u - s_u)\| \|p_s - s_p\| \\ &\leq \|\nabla(u_s - s_u)\| (\mu \|\nabla(u - s_u)\| + \|p - s_p\|) \\ &\quad + \|\nabla(u - s_u)\| (\mu \|\nabla(u_s - s_u)\| + C|\Delta|(\mu|u|_{2,2,\Omega} + |p|_{1,2,\Omega})) \end{aligned}$$

We obtain

$$\mu \|\nabla(u_s - s_u)\|^2 \leq \|\nabla(u_s - s_u)\| (2\mu \|\nabla(u - s_u)\| + \|p - s_p\|) + \|\nabla(u - s_u)\| C |\Delta| (\mu |u|_{2,2,\Omega} + |p|_{1,2,\Omega})$$

By simple calculation, we get $\mu A^2 - BA - C \leq 0$, then $A \leq \frac{1}{\mu}B + \sqrt{\frac{1}{\mu}C}$, Then, we have

$$\|\nabla(u_s - s_u)\| \leq 2\|\nabla(u - s_u)\| + \frac{1}{\mu}\|p - s_p\| + \sqrt{\|\nabla(u - s_u)\| C |\Delta| |u|_{2,2,\Omega} + \frac{1}{\mu}\|\nabla(u - s_u)\| C |\Delta| |p|_{1,2,\Omega}}$$

and by Lemma 1 and Young's inequality we get

$$\begin{aligned} \|\nabla(u_s - s_u)\| &\leq 2C|\Delta| |u|_{2,2,\Omega} + \frac{1}{\mu}C|\Delta| |p|_{1,2,\Omega} + \sqrt{C^2|\Delta|^2 |u|_{2,2,\Omega}^2 + \frac{1}{\mu}C^2|\Delta|^2 |u|_{2,2,\Omega} |p|_{1,2,\Omega}} \\ &\leq C_1|\Delta| |u|_{2,2,\Omega} + \frac{1}{\mu}C_1|\Delta| |p|_{1,2,\Omega}. \end{aligned}$$

Therefore, we can conclude that

$$\|\nabla(u_s - s_u)\| \leq C_1|\Delta| |u|_{2,2,\Omega} + \frac{C_1}{\mu}|\Delta| |p|_{1,2,\Omega}$$

for some constant C_1 . By the above inequality and (16), we get

$$\begin{aligned} \|p_s - s_p\| &\leq \mu(C|\Delta| |u|_{2,2,\Omega} + \frac{C}{\mu}|\Delta| |p|_{1,2,\Omega}) + C|\Delta| (\mu |u|_{2,2,\Omega} + |p|_{1,2,\Omega}) \\ &= C_1|\Delta| (\mu |u|_{2,2,\Omega} + |p|_{1,2,\Omega}) \end{aligned}$$

for some constant C_1 . By Lemma 1, we can finish the proof. \square

Assume our domain Ω is bounded and connected with a Lipschitz continuous boundary. Let us define a new norm $\|\mathbf{u}\|_L$ on \tilde{H}_0 as follows:

$$\|(\mathbf{u}, p)\|_L = \|\mu \Delta \mathbf{u} + \nabla p\|_{L^2(\Omega)} + \|\nabla \cdot \mathbf{u}\|_{L^2(\Omega)} \quad (17)$$

We can show that $\|\cdot\|_L$ is a norm on \tilde{H}_0 as follows:

Indeed, it is clear that $\|a(\mathbf{u}, p)\|_L = |a| \|(\mathbf{u}, p)\|_L$ and $\|(u_1, u_2, p) + (v_1, v_2, q)\|_L \leq \|(u_1, u_2, p)\|_L + \|(v_1, v_2, q)\|_L$ by the linearity of $\Delta, \nabla, \nabla \cdot$. If $\|(u_1, u_2, p)\|_L = 0$, then $\mu \Delta \mathbf{u} + \nabla p = 0$ and $\nabla \cdot \mathbf{u} = 0$ in Ω and $\mathbf{u} = 0$ on the boundary $\partial\Omega$. By theorem 5.1 in [10], \mathbf{u}, p are zero function. Therefore, $\|\cdot\|_L$ is a norm on \tilde{H}_0 . We mainly show that the above two norms are equivalent on \tilde{H}_0 .

Lemma 4 *Let Ω be the connected and bounded domain. Then, there exist two positive constants A and B such that*

$$A\|(\mathbf{u}, p)\|_H \leq \|(\mathbf{u}, p)\|_L \leq B\|(\mathbf{u}, p)\|_H, \quad \forall (\mathbf{u}, p) \in \tilde{H}_0. \quad (18)$$

Proof. First, we let $d = 2$ and we show that $\|(u_1, u_2, p)\|_L \leq B\|(u_1, u_2, p)\|_H$. We have by simple calculation

$$\begin{aligned} \|(u_1, u_2, p)\|_L &\leq \|\mu\|_{L^\infty(\Omega)} \|\Delta u_1\|_{L^2(\Omega)} + \|p_x\|_{L^2(\Omega)} + \|\mu\|_{L^\infty(\Omega)} \|\Delta u_2\|_{L^2(\Omega)} + \|p_y\|_{L^2(\Omega)} + \|\nabla \cdot \mathbf{u}\|_{L^2(\Omega)} \\ &\leq C(1 + \|\mu\|_{L^\infty(\Omega)}) \left(\sum_{0 \leq |\beta| \leq 2} \|D^\beta u_1\|_{L^2(\Omega)} + \sum_{0 \leq |\beta| \leq 2} \|D^\beta u_2\|_{L^2(\Omega)} \right) + C\|p\|_{H^1(\Omega)} \\ &\leq C_1\|(u_1, u_2, p)\|_H. \end{aligned}$$

for some constant C . By Lemma 5 in [19] and the above inequality, there exist $\alpha > 0$ satisfying

$$\|(u_1, u_2, p)\|_H \leq \alpha \|(u_1, u_2, p)\|_L.$$

Therefore, we choose $A = \frac{1}{\alpha}$ to finish the proof. Similarly, we can proof the theorem when $d = 3$. \square

Theorem 4 *Suppose that $u_1, u_2 \in H^3(\Omega)$, $\mathbf{u} - \mathbf{u}_s = 0$ and $p \in H^2(\Omega)$. Then there exists a positive constant \hat{C} depending on $D \geq k$ such that*

$$\|(u_1, u_2, p) - (u_{s_1}, u_{s_2}, u_{s_p})\|_L < \hat{C}_{|\Delta|}$$

where $\hat{C}_{|\Delta|}$ is a constant depending on $|\Delta|$.

Proof. Indeed, we have s_u, s_p satisfying

$$\| -\mu\Delta u_1 + p_x + \mu\Delta s_{u_1} - (s_p)_x \| \leq \frac{C}{2} |\Delta| (\|\mu\|_{L^\infty(\Omega)} |u_1|_{3,2,\Omega} + |p|_{2,2,\Omega}) \quad (19)$$

by Lemma 1. Similarly, we have

$$\| -\mu\Delta u_2 + p_y + \mu\Delta s_{u_2} - (s_p)_y \| \leq \frac{C}{2} |\Delta| (\|\mu\|_{L^\infty(\Omega)} |u_1|_{3,2,\Omega} + |p|_{2,2,\Omega}) \quad (20)$$

Since $(u_{s_1}, u_{s_2}, u_{s_p})$ is the solution for (13), we have

$$| -\mu\Delta u_1(\xi_i) + p_x(\xi_i) + \mu\Delta u_{s_1}(\xi_i) - (u_{s_p})_x(\xi_i) | = 0$$

for any domain points $\{\xi_i\}$ which construct the matrix K . Note that $-\mu\Delta(\mathbf{u}_s - \mathbf{s}_u) + \nabla(p_s - \mathbf{s}_p)$ is a polynomial over each triangle Δ which has small values at the domain points. That is, it is small over Δ . This implies that

$$\| -\mu\Delta(\mathbf{u}_s - \mathbf{s}_u) + \nabla(p_s - \mathbf{s}_p) \| \leq \epsilon_\Delta |\Omega| \quad (21)$$

by using Theorem 2.27 in [16]. Finally, we can use (19) and (21) to prove

$$\begin{aligned} & \| -\mu\Delta u_1 + p_x + \mu\Delta u_{s_1} - (p_s)_x \| \\ & \leq \| -\mu\Delta u_1 + p_x + \mu\Delta s_{u_1} - (s_p)_x \| + \| -\mu\Delta s_{u_1} + (s_p)_x + \mu\Delta u_{s_1} - (p_s)_x \| \\ & \leq C |\Delta| (\|\mu\|_{L^\infty(\Omega)} |u_1|_{3,2,\Omega} + |p|_{2,2,\Omega}) + \epsilon_\Delta |\Omega| \end{aligned}$$

for small constant ϵ_Δ . \square

Using Theorem 4, we immediately obtain the following theorem

Theorem 5 *Suppose f and g are continuous over bounded and connected with a Lipschitz continuous boundary in \mathbb{R}^d for $d = 2, 3$. Suppose that $(\mathbf{u} - \mathbf{u}_s, p - p_s) \in \tilde{H}_0^3$. Then, we have the following inequality*

$$\|(\mathbf{u} - \mathbf{u}_s, p - p_s)\|_{H^2} \leq \frac{\hat{C}_{|\Delta|}}{A}$$

for a positive constant C depending on Ω, D and A where A is one of the constants in Theorem 4.

3.3 Existence Results of NS equation

We introduce a discrete divergent free subspace S_h of S_D^r as follows:

$$S_h = \{u \in S_D^r : u = 0 \text{ on } \partial\Omega \text{ and } \nabla \cdot u = 0 \text{ in } \Omega\}.$$

Let $F : S_h \rightarrow S_h$ be a nonlinear map so that for each $w \in S_h$, $u_s = F(w) \in S_h$ is given as solution of the following liner problem:

$$-\mu\Delta u_s + w\nabla u_s + \nabla p_s = f \quad (22)$$

The map F is continuous and therefore compact in the finite-dimensional space S_h . We will use the following Leray-Schander fixed point theorem

Lemma 5 *Let F be a continuous and compact mapping of a Banach space X into itself, such that the set*

$$\{x \in X : x = \lambda F(x) \text{ for some } 0 \leq \lambda \leq 1\}$$

is bounded. Then F has a fixed point.

to show the existence of the solution. Then our formulation can be reformulated as seeking $u_s \in S_h$ such that

$$\begin{aligned} \int_{\Omega} f v &= \int_{\Omega} -\mu\Delta u_s v + (w \cdot \nabla) u_s v + \nabla p_s v \\ &= \mu \int_{\Omega} \nabla u_s \nabla v + \int_{\Omega} (w \cdot \nabla) u_s v - \int_{\Omega} p (\nabla \cdot v) \\ &= \mu \int_{\Omega} \nabla u_s \nabla v + \int_{\Omega} (w \cdot \nabla) u_s v, \quad \forall v \in S_h. \end{aligned}$$

If we choose $v = u_s$, for any $w \in S_h$, we have

$$\begin{aligned} \int_{\Omega} f \cdot u_s &= \mu \int_{\Omega} \nabla u_s \nabla u_s + \int_{\Omega} w_1 (u_{1x}^s u_1^s + u_{2x}^s u_2^s) + w_2 (u_{1y}^s u_1^s + u_{2y}^s u_2^s) \\ &= \mu \int_{\Omega} \nabla u_s \nabla u_s + \int_{\Omega} w_1 \left((u_1^s)^2 + (u_2^s)^2 \right)_x + w_2 \left((u_1^s)^2 + (u_2^s)^2 \right)_y \\ &= \mu \int_{\Omega} \nabla u_s \nabla u_s - \int_{\Omega} \operatorname{div} w \cdot \left((u_1^s)^2 + (u_2^s)^2 \right) = \lambda \mu \|\nabla u_s\|_{L^2(\Omega)}^2 \end{aligned}$$

If $\lambda > 0$ and w satisfies $\lambda F(w) = w$, then

$$\lambda \mu \|\nabla u_s\|_{L^2(\Omega)}^2 = \int_{\Omega} f u_s$$

By introducing a mesh-dependent norm

$$\|f\|_{*,h} = \sum_{v \in S_h} \frac{\int_{\Omega} f v}{\|\nabla v\|_{L^2(\Omega)}},$$

we obtain $\lambda \leq \frac{\|f\|_{*,h}}{\mu \|\nabla u_s\|_{L^2(\Omega)}}.$

Thus, $\lambda < 1$ holds true for any u_s being on the boundary of the ball $B_{S_h}^\rho := \{u_s \in S_h : \|\nabla u_s\| < \rho\}$ in S_h centered at the origin with radius $\rho > \frac{\|f\|_{*,h}}{\mu}$. Consequently, the Leray-Schauder fixed point theorem implies that the nonlinear map F defined by (22) has a fixed point \mathbf{u}_s such that,

$$F(\mathbf{u}_s) = \mathbf{u}_s,$$

in $B_{S_h}^\rho$ with radius $\rho > \frac{\|f\|_{*,h}}{\mu}$. The fixed point \mathbf{u}_h also is a solution to our problem, which in turn provides a solution to the LL method. To show the uniqueness of the solution of (13). Let \mathbf{u}_s and $\hat{\mathbf{u}}_s$ be two solutions of the equation (13) in \mathcal{S}_D^r . Then $\mathbf{u}_s(\xi_i) - \hat{\mathbf{u}}_s(\xi_i) = 0$ for all $i = 1, \dots, N$. By using Theorem 2.27 in [16], $\mathbf{u}_s = \hat{\mathbf{u}}_s$. This can be summarized in the following theorem.

Theorem 6 *The system has at most one solution $\mathbf{u}_s \in S_h$. Moreover, all the solutions satisfy the following estimates:*

$$\|\nabla \mathbf{u}_s\| \leq \frac{\|f\|_{*,h}}{\mu}.$$

4 Numerical Results of Stokes and Navier-Stokes Equation

In this section, we employ a variety of triangulations spanning several bounded 2D and 3D domains to evaluate multiple solutions of the Stokes and Navier-Stokes equation, aiming to determine the precision capabilities of the collocation method. We define the norms to measure the errors as:

$$\begin{cases} |u|_{l_2} &= \sqrt{\frac{\sum_{i=1}^{NI} (u(i))^2}{NI}} \\ |u|_{h_1} &= \sqrt{\frac{\sum_{i=1}^{NI} (u_x(i))^2 + (u_y(i))^2}{NI}} \end{cases}$$

In these expressions, $u(i) = u(\eta_i)$, $u_x(i) = u_x(\eta_i)$, and $u_y(i) = u_y(\eta_i)$, where u, u_x, u_y represent specific functions. We calculate the errors over $NI = 1501 \times 1501$ uniformly distributed points in the two-dimensional cases and $NI = 101 \times 101 \times 101$ uniformly distributed points in the three-dimensional context. These points, represented as $(\eta_i)_{i=1}^{NI}$, are located within the designated domains. The ensuing tables display the l_2 and h_1 errors, offering a comparison between the approximated spline solutions and the exact solutions.

In our computational experiments, we use multiple CPUs in the computer so that multiple operations can be done simultaneously. For all simulations, we use 10 processors on a parallel computer equipped with a 12th Gen Intel(R) Core(TM) i7-12650H processor running at 2.30 GHz and 16.0 GB of installed RAM.

Furthermore, we consider both continuous and discontinuous viscosity functions in \mathbb{R}^2 as delineated in [12], [37]:

- $\mu_1 = \nu_{\min} + (\nu_{\max} - \nu_{\min})xy$ where $\nu_{\min} = 1e - 06, \nu_{\max} = 1$
- $\mu_2 = \nu_{\min} + (\nu_{\max} - \nu_{\min})\frac{721}{16}x^2y^2(1-x)(1-y)$ where $\nu_{\min} = 1e - 06, \nu_{\max} = 1$
- $\mu_3 = \nu_{\min} + (\nu_{\max} - \nu_{\min})e^{-10^{13}((x-0.5)^{10}+(y-0.5)^{10})}$ where $\nu_{\min} = 1e - 06, \nu_{\max} = 1$
- $\mu_4 = \nu_{\min} + (\nu_{\max} - \nu_{\min})(1 - e^{-10^{13}((x-0.5)^{10}+(y-0.5)^{10})})$ where $\nu_{\min} = 1e - 06, \nu_{\max} = 1$

- $\mu_5 = \nu_{\min} + (\nu_{\max} - \nu_{\min})16x(1-x)y(1-y)(0.5 + \arctan(\frac{\kappa(r - (x - 0.5)^2 - (y - 0.5)^2)}{\pi}))$
where $k = 2000, r = 0.1, \nu_{\min} = 0.1, \nu_{\max} = 1$
- $\mu_6 = \nu_{\min} + (\nu_{\max} - \nu_{\min})16x(1-x)y(1-y)(0.5 + \arctan(\frac{\kappa(r - (x - 0.5)^2 - (y - 0.5)^2)}{\pi}))$
where $k = 2000, r = 0.01, \nu_{\min} = 0.1, \nu_{\max} = 1$.
- $\mu_7 = \begin{cases} 1, & \text{if } x \leq 0.5, \\ 1000, & \text{if } x > 0.5 \end{cases}$
- $\mu_8 = \begin{cases} 1, & \text{if } x \leq 0.5, \\ 10^{-5}, & \text{if } x > 0.5 \end{cases}$
- $\mu_9 = \begin{cases} 10^{-6}, & \text{if not within any specified circles,} \\ 1, & \text{if within any of the circles.} \end{cases}$

4.1 Computational experiments on 2D and 3D Stokes Equations

We conducted a series of computational experiments to evaluate the accuracy of the collocation method in solving the Stokes equations. These experiments involved diverse triangulations across several bounded domains. For brevity, only select computational results are showcased. The tables in this section detail the maximal discrepancies and RMSE when contrasting the spline approximations with the exact solutions.

Example 1 Consider problem (12) with $\Omega = (0, 1)^2$. The source term and the boundary value g are chosen so that the exact solution is

$$\begin{pmatrix} \mathbf{u}^1(x, y) \\ p^1(x, y) \end{pmatrix} = \begin{pmatrix} 10x^2y(2y-1)(x-1)^2(y-1) \\ -10xy^2(2x-1)(x-1)(y-1)^2 \\ 10(2x-1)(2y-1) \end{pmatrix}.$$

The uniform triangular mesh is used for testing. The results, obtained using a uniform triangular mesh and denoting mesh size by h , are compared with those from the MYZ method [30]. Table 1 shows the numerical results for each continuous and discontinuous μ . Table 2 shows that we get better results using $D = 7, r = 2$. We can observe a trend regarding the errors in our calculations for \mathbf{u} and p . As μ gets smaller, the errors in \mathbf{u} get larger, but the errors in p get smaller.

Example 2 Let $\Omega = [0, 1]^2$, and the exact solutions are chosen as follows:

$$\begin{pmatrix} \mathbf{u}^2(x, y) \\ p^2(x, y) \end{pmatrix} = \begin{pmatrix} 0 \\ 0 \\ -\frac{Ra}{2}y^2 + Ray - \frac{Ra}{3} \end{pmatrix}$$

where $Ra = 1000$. Dirichlet boundary condition has been chosen for the test. Table 3 shows the numerical results for several μ . The results in Table 3 underscore the speed and precision of our method.

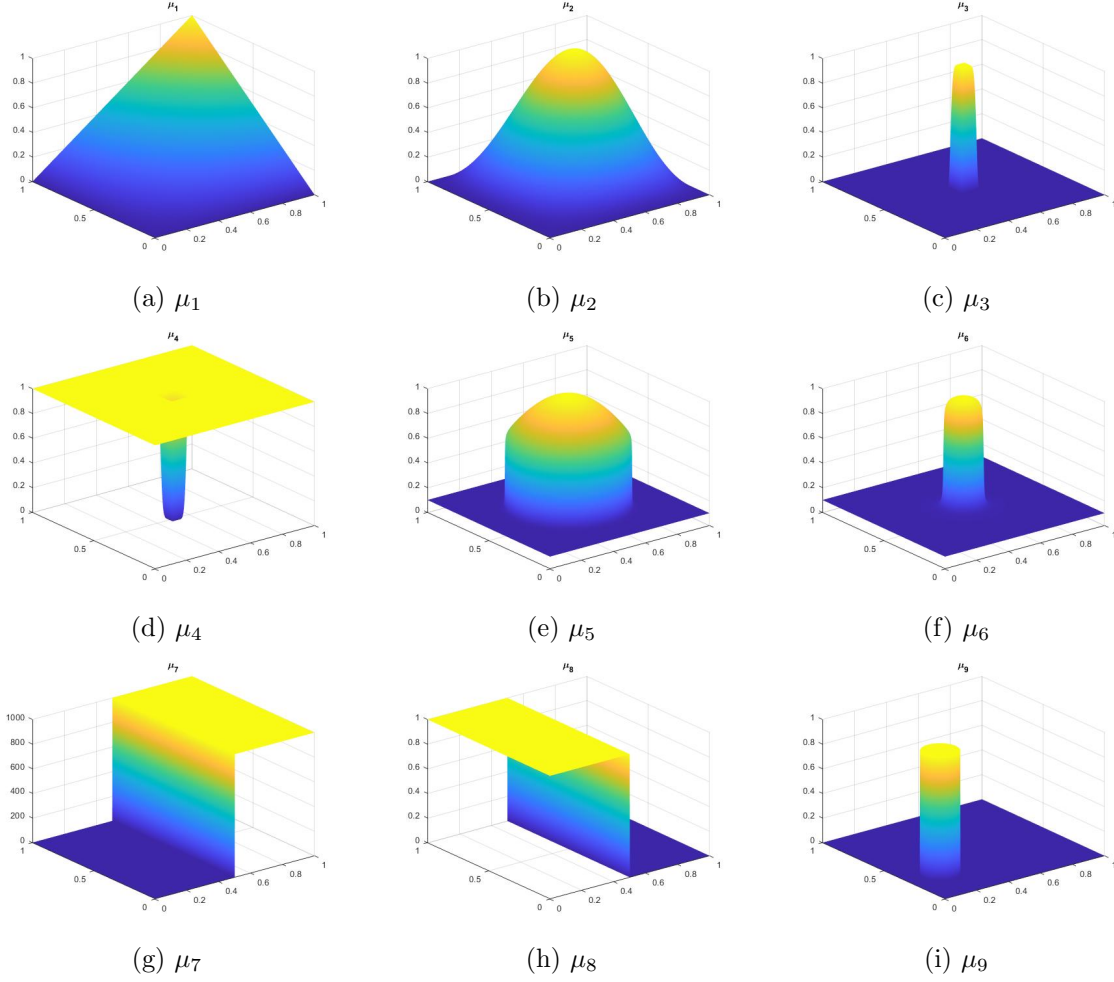


Figure 1: Graph of different $\mu = \mu_1, \dots, \mu_9$

μ	CPU time	$\ \nabla \cdot \mathbf{u}\ _\infty$	$ e_s _{l_2}$	$ e_s _{h_1}$	$ p - p_s _{l_2}$
μ_1	0.46	6.47e-14	2.05e-15	1.90e-14	2.79e-14
μ_2	0.46	2.25e-14	3.24e-15	2.19e-14	9.55e-15
μ_3	0.47	3.49e-14	1.94e-11	1.58e-10	1.48e-15
μ_4	0.47	1.60e-14	1.30e-15	1.26e-14	3.07e-14
μ_5	0.46	3.40e-14	1.84e-15	1.45e-14	4.99e-15
μ_6	0.46	8.17e-14	2.44e-15	1.96e-14	6.98e-15
μ_7	0.46	1.76e-12	2.78e-13	2.14e-12	3.81e-09
μ_8	0.46	2.29e-14	4.80e-13	5.21e-12	2.92e-14
μ_9	0.47	2.01e-14	1.52e-11	1.33e-10	4.30e-15

Table 1: The l_2, h_1 errors of $e_s, p - p_s$ for the spline solution of (\mathbf{u}^1, p^1) for 2D Stokes equations on the domain $[0, 1]^2$. Computations are carried out using the LL method with parameters $D = 7, h = 1/2$, and $r = 2$ for each different $\mu = \mu_1, \dots, \mu_9$. The table also presents the CPU time and the divergence norm of \mathbf{u}_s .

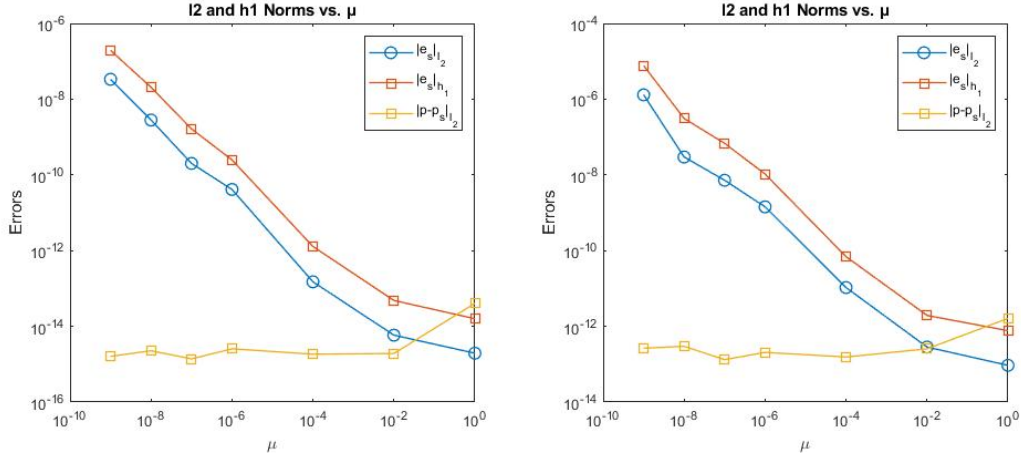


Figure 2: The l_2, h_1 errors of $e_s, p - p_s$ for the spline solution of (\mathbf{u}^1, p^1) (Left) and (\mathbf{u}^2, p^2) (Right) for 2D Stokes equations on the domain $[0, 1]^2$ for each $\mu = 1, 1e - 02, \dots, 1e - 09$ using the LL method with parameters $D = 7, h = 1/2$, and $r = 2$.

μ	LL method					MYZ method		
	CPU time	$\ \nabla \cdot \mathbf{u}\ _\infty$	$ e_s _{l_2}$	$ e_s _{h_1}$	$ p - p_s _{l_2}$	$ e_s _{l_2}$	$ e_s _{h_1}$	$ p - p_s _{l_2}$
$\mu = 1e + 00$	0.47	1.62e-14	1.95e-15	1.59e-14	4.05e-14	2.83e-09	2.10e-06	9.68e-06
$\mu = 1e - 02$	0.46	3.08e-14	5.85e-15	4.82e-14	1.92e-15	2.83e-09	2.10e-06	9.68e-08
$\mu = 1e - 04$	0.46	2.13e-14	1.50e-13	1.28e-12	1.84e-15	2.83e-09	2.06e-06	1.34e-10
$\mu = 1e - 06$	0.47	3.49e-14	4.12e-11	2.49e-10	2.55e-15	2.35e-09	2.06e-06	1.34e-12
$\mu = 1e - 07$	0.46	2.60e-14	2.01e-10	1.64e-09	1.38e-15			
$\mu = 1e - 08$	0.46	5.99e-14	2.81e-09	2.06e-08	2.27e-15			
$\mu = 1e - 09$	0.46	2.97e-14	3.34e-08	1.94e-07	1.61e-15			

Table 2: Comparison of the l_2 and h_1 error measures for e_s and $p - p_s$ of the spline solution for (\mathbf{u}^1, p^1) related to Stokes equations over the domain $[0, 1]^2$. The LL method is implemented with parameters $D = 7, h = \frac{1}{2}$, and $r = 2$, while the MYZ method from [30] uses $h = \frac{1}{64}$.

μ	CPU time	$\ \nabla \cdot \mathbf{u}\ _\infty$	$ e_s _{l_2}$	$ e_s _{h_1}$	$ p - p_s _{l_2}$
μ_1	0.44	2.37e-12	1.13e-13	9.36e-13	4.84e-13
μ_2	0.44	8.82e-13	8.95e-14	8.43e-13	2.96e-13
μ_3	0.46	1.67e-12	1.38e-09	8.20e-09	1.69e-13
μ_4	0.45	5.76e-13	9.07e-14	7.25e-13	1.86e-12
μ_5	0.44	1.20e-12	8.31e-14	7.55e-13	3.20e-13
μ_6	0.44	1.40e-12	1.08e-13	8.39e-13	3.15e-13
μ_7	0.45	4.79e-13	7.79e-14	6.83e-13	9.95e-10
μ_8	0.47	5.72e-13	7.32e-12	8.77e-11	6.77e-13
μ_9	0.45	6.69e-13	3.93e-10	4.03e-09	3.39e-13

Table 3: The l_2, h_1 errors of $e_s, p - p_s$ of spline solution for (\mathbf{u}^2, p^2) for Stokes equations over $[0, 1]^2$ using LL method with $D = 7, h = 1/2$ and $r = 2$

μ	D_1			D_2			D_3		
	$ e_s _{l_2}$	$ e_s _{h_1}$	$ p - p_s _{l_2}$	$ e_s _{l_2}$	$ e_s _{h_1}$	$ p - p_s _{l_2}$	$ e_s _{l_2}$	$ e_s _{h_1}$	$ p - p_s _{l_2}$
1e+00	1.73e-03	1.67e-02	9.24e-02	1.49e-06	2.70e-05	4.72e-05	4.80e-05	4.54e-04	1.21e-03
1e-02	1.72e-03	1.74e-02	9.32e-04	1.41e-06	2.80e-05	4.37e-07	4.41e-05	4.88e-04	1.48e-05
1e-04	1.96e-03	1.98e-02	6.83e-06	2.66e-04	2.19e-03	2.10e-07	5.72e-04	5.15e-03	8.35e-07
1e-06	2.42e-03	2.74e-02	1.05e-07	5.71e-04	4.64e-03	4.57e-09	1.41e-03	1.57e-02	2.58e-08
1e-07	2.64e-03	3.01e-02	1.15e-08	5.02e-04	4.13e-03	4.12e-10	1.86e-03	2.28e-02	3.39e-09
1e-08	2.65e-03	3.06e-02	1.17e-09	6.68e-03	6.07e-02	8.30e-10	3.30e-02	3.38e-01	2.85e-09
1e-09	3.08e-03	3.63e-02	1.19e-10	6.51e-02	6.34e-01	1.15e-09	2.98e-01	2.98e+00	2.56e-09
μ_1	1.51e-03	1.35e-02	3.01e-02	1.47e-06	2.70e-05	1.55e-05	4.60e-05	4.29e-04	9.67e-05
μ_2	1.51e-03	1.29e-02	4.07e-01	1.54e-06	2.67e-05	2.17e-05	4.79e-05	4.64e-04	1.86e-04
μ_3	2.42e-03	2.75e-02	1.96e-07	5.71e-04	4.64e-03	4.57e-09	1.27e-03	1.49e-02	2.60e-08
μ_4	1.72e-03	1.67e-02	9.08e-02	1.49e-06	2.70e-05	4.72e-05	4.80e-05	4.54e-04	1.20e-03
μ_5	1.72e-03	1.68e-02	8.72e-03	1.61e-06	2.63e-05	9.66e-06	4.86e-05	4.58e-04	1.06e-04
μ_6	1.72e-03	1.68e-02	9.06e-03	1.47e-06	2.71e-05	4.65e-06	4.67e-05	4.56e-04	1.26e-04
μ_7	5.72e-03	8.30e-02	1.56e+00	1.44e-02	1.73e-01	1.17e+01	3.84e-04	1.33e-02	7.70e-01
μ_8	2.03e-03	2.14e-02	1.26e-03	8.57e-05	1.35e-03	3.35e-05	2.88e-04	3.87e-03	9.91e-04
μ_9	2.42e-03	2.75e-02	3.32e-07	6.60e-04	5.58e-03	2.10e-08	1.27e-03	1.49e-02	8.76e-08

Table 4: The l_2, h_1 errors of $e_s, p - p_s$ of spline solution for (\mathbf{u}^1, p^1) for Stokes equations over several domains in Figure 3 using LL method with $D = 7$ and $r = 2$

Example 3 Retaining the source term and boundary value from Example 1, we extend our examination to diverse domains, as depicted in Figure 3, utilizing parameters $D = 7, r = 2$. The errors, cataloged in Table 4, attest to the robustness and precision of our collocation method across varied domains.

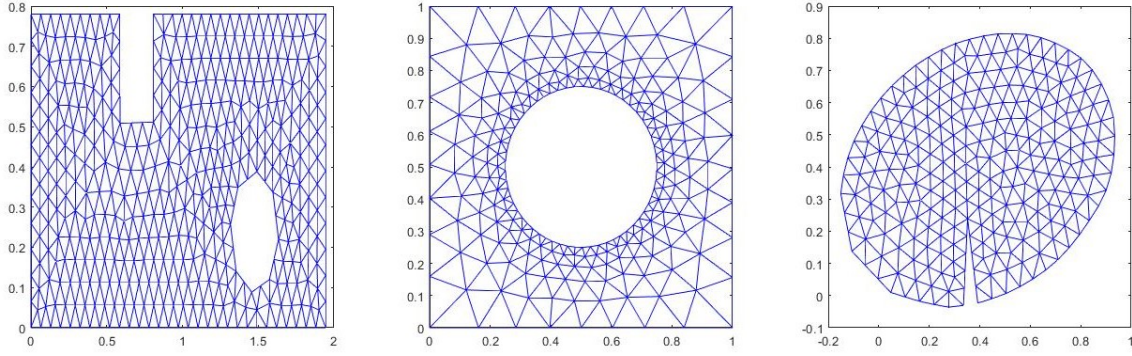


Figure 3: Various 2D domains for the Stokes equation: D_1 (left), D_2 (middle), and D_3 (right).

Example 4 We explore the domain $\Omega = [-1/2, 3/2] \times [0, 2]$ with the exact solution

$$\begin{pmatrix} u^3(x, y) \\ p^3(x, y) \end{pmatrix} = \begin{pmatrix} 1 - \exp(\lambda x) \cos(2\pi y) \\ \frac{\lambda}{2\pi} \exp(\lambda x) \sin(2\pi y) \\ \frac{1}{2} \exp(2\lambda x) \end{pmatrix}$$

where $\lambda = \frac{Re}{2} - \sqrt{\left(\frac{Re}{2}\right)^2 + 4\pi^2}$ and $Re = \frac{1}{\mu}$ denotes the Reynolds number. Table 5 delineates the error profiles for various Reynolds numbers.

Re	CPU time	$\ \nabla \cdot \mathbf{u}\ _\infty$	$ e_s _{l_2}$	$ e_s _{h_1}$	$ p - p_s _{l_2}$
1e+00	15.58	1.36e-02	5.71e-02	5.44e-01	8.87e-01
1e+02	15.36	5.35e-04	4.71e-03	3.44e-02	8.24e-04
1e+04	15.58	2.83e-04	4.99e-03	3.76e-02	8.86e-06
1e+06	16.02	3.03e-04	5.01e-03	3.77e-02	8.86e-08
1e+07	16.34	3.03e-04	5.01e-03	3.77e-02	8.86e-09
1e+08	15.44	3.03e-04	5.01e-03	3.77e-02	8.86e-10
1e+09	15.65	3.03e-04	5.18e-03	3.80e-02	8.85e-11

Table 5: The l_2, h_1 errors of $e_s, p - p_s$ of spline solution for (\mathbf{u}^3, p^3) for Stokes equations over $[-1/2, 3/2] \times [0, 2]$ using LL method with $D = 10, h = 1/4$ and $r = 2$

Example 5 We extend our investigation to a three-dimensional setting, focusing on a flow within a unit cube $[0, 1]^3$. The velocity and pressure fields are expressed as

$$\begin{pmatrix} \mathbf{u}^{3d1}(x, y, z) \\ p^{3d1}(x, y, z) \end{pmatrix} = \begin{pmatrix} \sin(\pi x) \cos(\pi y) - \sin(\pi x) \cos(\pi z) \\ \sin(\pi y) \cos(\pi z) - \sin(\pi y) \cos(\pi x) \\ \sin(\pi z) \cos(\pi x) - \sin(\pi z) \cos(\pi y) \\ \sin(\pi x) \sin(\pi y) \sin(\pi z) \end{pmatrix}$$

and

$$\begin{pmatrix} \mathbf{u}^{3d2}(x, y, z) \\ p^{3d2}(x, y, z) \end{pmatrix} = \begin{pmatrix} -\exp(x + 2y + 3z) \\ 2\exp(x + 2y + 3z) \\ -\exp(x + 2y + 3z) \\ \exp(x + y + z) \end{pmatrix}.$$

The performance, in terms of computational errors and the corresponding CPU times of $(\mathbf{u}^{3d1}, p^{3d1})$ and $(\mathbf{u}^{3d2}, p^{3d2})$ for varied values of μ , is detailed in Tables 6 and 7. These results underscore the efficacy of our methodology. The patterns observed in the l_2 and h_1 errors, in addition to the pressure errors, are consistent with the observations made during our two-dimensional experiments.

μ	CPU time	$ e_s _{l_2}$	$ e_s _{h_1}$	$ p - p_s _{l_2}$
1e+00	12.86	2.78e-05	8.34e-04	1.37e-03
1e-01	12.97	1.19e-05	4.05e-04	5.61e-05
1e-02	12.48	1.90e-05	4.40e-04	1.36e-05
1e-03	12.54	1.14e-04	1.11e-03	1.39e-05
1e-04	12.96	5.89e-04	4.91e-03	1.38e-05
1e-05	12.75	5.70e-03	4.57e-02	1.37e-05
1e-06	12.36	5.87e-02	4.65e-01	1.37e-05

Table 6: The l_2, h_1 errors of $e_s, p - p_s$ of spline solution for $(\mathbf{u}^{3d1}, p^{3d1})$ for 3D Stokes equations over $[0, 1]^3$ using LL method with $D = 7, h = 1/2$ and $r = 1$

μ	CPU time	$ e_s _{l_2}$	$ e_s _{h_1}$	$ p - p_s _{l_2}$
1e+00	12.91	1.41e-04	3.80e-03	8.23e-03
1e-01	12.53	4.69e-05	1.68e-03	2.45e-04
1e-02	12.36	2.78e-05	8.77e-04	1.22e-05
1e-03	12.84	1.03e-04	1.14e-03	2.62e-06
1e-04	12.40	6.04e-04	5.30e-03	1.72e-06
1e-05	13.00	2.99e-03	2.16e-02	7.36e-07
1e-06	12.49	4.78e-03	3.40e-02	1.19e-07

Table 7: The l_2, h_1 errors of $e_s, p - p_s$ of spline solution for $(\mathbf{u}^{3d2}, p^{3d2})$ for 3D Stokes equations over $[0, 1]^3$ using LL method with $D = 7, h = 1/2$ and $r = 1$

4.2 Computational experiments on 2D and 3D Navier-Stokes Equations

This section underscores the adaptability and consistency of the LL method, demonstrating its applicability in deriving accurate solutions to the Navier-Stokes equations. We test our numerical example for different μ in the previous section. We choose the same ν_{\max} and we choose $\nu_{\min} = 1e - 03$ for $\mu_1 \cdots, \mu_6$ in this section. The tables encapsulate detailed error metrics, offering a comprehensive insight into the precision and reliability of the LL method across varied conditions and domains.

Example 6 Consider problem (1) with $\Omega = (0, 1)^2$. The source term and the boundary value g are chosen so that the exact solution is

$$\begin{pmatrix} \mathbf{u}^1(x, y) \\ p^1(x, y) \end{pmatrix} = \begin{pmatrix} 10x^2y(2y-1)(x-1)^2(y-1) \\ -10xy^2(2x-1)(x-1)(y-1)^2 \\ 10(2x-1)(2y-1) \end{pmatrix}.$$

The results, displayed in Table 8, are obtained using a uniform triangular mesh, showcasing the method's precision.

μ	CPU time	$\ \nabla \cdot \mathbf{u}\ _{\infty}$	$ e_s _{l_2}$	$ e_s _{h_1}$	$ p - p_s _{l_2}$
1e+00	1.31	3.93e-15	2.45e-15	2.10e-14	4.99e-14
1e-01	1.06	5.97e-15	3.46e-15	2.87e-14	5.79e-15
1e-02	0.93	1.03e-14	1.23e-14	7.45e-14	3.03e-15
1e-03	1.68	9.27e-15	4.29e-14	2.81e-13	3.89e-15
μ_1	1.42	7.19e-15	4.40e-15	3.86e-14	5.40e-14
μ_2	1.59	7.32e-15	4.82e-15	3.94e-14	9.54e-15
μ_3	1.53	1.02e-14	3.12e-14	2.20e-13	2.59e-15
μ_4	1.33	4.52e-15	3.30e-15	2.89e-14	6.05e-14
μ_5	2.32	7.63e-15	8.18e-15	9.03e-14	2.94e-15
μ_6	1.99	7.96e-15	3.83e-14	2.30e-13	3.68e-15
μ_7	2.09	6.83e-15	1.30e-14	2.19e-13	5.01e-14
μ_8	2.09	5.14e-15	6.33e-15	7.43e-14	4.99e-14
μ_9	2.82	8.77e-15	3.54e-14	2.44e-13	3.12e-15

Table 8: The l_2, h_1 errors of $e_s, p - p_s$ for the spline solution of (\mathbf{u}^1, p^1) for Navier-Stokes equations on the domain $[0, 1]^2$. Computations are carried out using the LL method with parameters $D = 7, h = 1/2$, and $r = 2$. The table also presents the CPU time and the divergence norm of \mathbf{u} .

Example 7 Let $\Omega = [0, 1]^2$, and the exact solutions are chosen as follows:

$$\begin{pmatrix} \mathbf{u}^2(x, y) \\ p^2(x, y) \end{pmatrix} = \begin{pmatrix} 0 \\ 0 \\ -\frac{Ra}{2}y^2 + Ray - \frac{Ra}{3} \end{pmatrix}$$

where $Ra = 1000$. We employ the Dirichlet boundary condition for this evaluation. The numerical errors and rates, obtained with parameters $D = 5, \mu = 1, r = 2$, are detailed in Table 9. Additionally, Table 10 affirms the effectiveness of our approach in solving the Navier-Stokes equation for different continuous and discontinuous μ .

h	CPU time	$ e_s _{l_2}$	Rate	$ e_s _{h_1}$	Rate	$ p - p_s _{l_2}$	Rate
1/2	0.86	7.38e-02	-	5.17e-01	-	1.13e+00	-
1/4	0.76	2.50e-03	4.88	3.25e-02	3.99	7.08e-02	4.00
1/8	2.58	8.61e-05	4.86	1.54e-03	4.40	3.26e-03	4.44
1/16	44.89	5.22e-06	4.04	8.36e-05	4.20	1.74e-04	4.23

Table 9: The l_2, h_1 errors of $e_s, p - p_s$ of spline solution for (\mathbf{u}^2, p^2) for Navier-Stokes equations over $[0, 1]^2$ using LL method with $\mu = 1, D = 5$ and $r = 2$

μ	CPU time	$\ \nabla \cdot \mathbf{u}\ _\infty$	$ e_s _{l_2}$	$ e_s _{h_1}$	$ p - p_s _{l_2}$
1e+00	0.64	1.55e-13	8.23e-14	8.94e-13	1.32e-12
1e-01	0.62	2.32e-13	9.10e-14	8.50e-13	1.67e-13
1e-02	0.63	2.87e-13	3.80e-13	2.30e-12	9.72e-14
1e-03	0.82	4.05e-13	1.08e-12	1.11e-11	8.79e-14
μ_1	0.85	2.98e-13	1.36e-13	1.37e-12	1.01e-12
μ_2	0.89	2.61e-13	1.36e-13	1.29e-12	4.13e-13
μ_3	0.84	3.60e-13	1.87e-12	1.10e-11	8.75e-14
μ_4	1.03	1.19e-13	7.82e-14	7.20e-13	1.09e-12
μ_5	1.01	2.38e-13	1.66e-13	2.22e-12	1.99e-13
μ_6	0.84	3.64e-13	5.45e-13	5.92e-12	8.17e-14
μ_7	0.82	2.55e-13	2.79e-11	3.91e-10	1.45e-12
μ_8	0.84	2.54e-13	6.19e-13	5.06e-12	1.67e-12
μ_9	0.82	3.43e-13	1.40e-12	9.62e-12	9.85e-14

Table 10: The l_2, h_1 errors of $e_s, p - p_s$ for the spline solution of (\mathbf{u}^2, p^2) for Navier-Stokes equations on the domain $[0, 1]^2$. Computations are carried out using the LL method with parameters $D = 7, h = 1/2$, and $r = 2$. The table also presents the CPU time and the divergence norm of \mathbf{u} .

Example 8 In this example, we focus on solving the Navier-Stokes equation on $[0, 1]^2$ with $\mu = 1$ and the exact functions are chosen as follows:

$$\begin{pmatrix} \mathbf{u}^3(x, y) \\ p^3(x, y) \end{pmatrix} = \begin{pmatrix} 0.5 \sin^2(2\pi x) \sin(2\pi y) \cos(2\pi y) \\ -0.5 \sin^2(2\pi y) \sin(2\pi x) \cos(2\pi x) \\ \pi^2 \sin(2\pi x) \cos(2\pi y) \end{pmatrix}$$

The computed l_2, h_1 errors and convergence rates between the spline approximation and the exact solutions are tabulated in Table 11. These l_2, h_1 errors between the spline approximation and exact solutions are asymptotically proportional to $\mathcal{O}(h^{4.84})$. Also, we compare our numerical errors with the errors using the BMV method in [5] and get better result using the same mesh size. Therefore, we conclude that the our method work very well.

h	LL Method						BMV Method	
	$ e_s _{l_2}$	Rate	$ e_s _{h_1}$	Rate	$ p - p_s _{l_2}$	Rate	$ e_s _{h_1}$	$ p - p_s _{l_2}$
1/2	3.53e-02	-	4.40e-01	-	1.04e+00	-	-	-
1/4	1.36e-03	4.69	2.85e-02	3.95	8.33e-02	3.64	-	-
1/8	3.22e-05	5.40	1.24e-03	4.52	2.48e-03	5.07	3.70e-01	3.89e-01
1/16	1.22e-06	4.73	2.14e-05	5.86	4.62e-05	5.75	9.15e-02	8.88e-02

Table 11: A comparison of the l_2, h_1 errors and convergence rates for the spline solution of (\mathbf{u}^3, p^3) on the domain $[0, 1]^2$. Results from the LL method with parameters $D = 7$, and $r = 2$ are presented alongside corresponding results obtained using the BMV method introduced in [5]

Example 9 We consider a driven cavity flow with the Dirichlet boundary conditions

$$u = \begin{cases} (1, 0) & \text{on } (0, 1) \times \{1\}, \\ (0, 0) & \text{otherwise.} \end{cases}$$

As the exact solution is not available, we depict the velocity streamlines, which are computed utilizing a uniform triangular mesh with a granularity of $h = 1/8$, to analyze the Navier-Stokes problem. Figures 4 and 5 exhibit the graphs of velocity and pressure, respectively, ascertained through the LL method for $\mu = 1$ and 0.01.

Example 10 Transitioning to a three-dimensional context, we explore the LL method's performance on the 3D Navier-Stokes equations within the domain $\Omega = [0, 1]^3$. We consider the following exact solution

$$\begin{pmatrix} \mathbf{u}^{3dns1}(x, y, z) \\ p^{3dns1}(x, y, z) \end{pmatrix} = \begin{pmatrix} \sin(z) + \cos(y) \\ \sin(x) + \cos(z) \\ \sin(y) + \cos(x) \\ x \end{pmatrix},$$

and

$$\begin{pmatrix} \mathbf{u}^{3dns2}(x, y, z) \\ p^{3dns2}(x, y, z) \end{pmatrix} = \begin{pmatrix} -\exp(x + 2y + 3z) \\ 2\exp(x + 2y + 3z) \\ -\exp(x + 2y + 3z) \\ \exp(x + y + z) \end{pmatrix}.$$

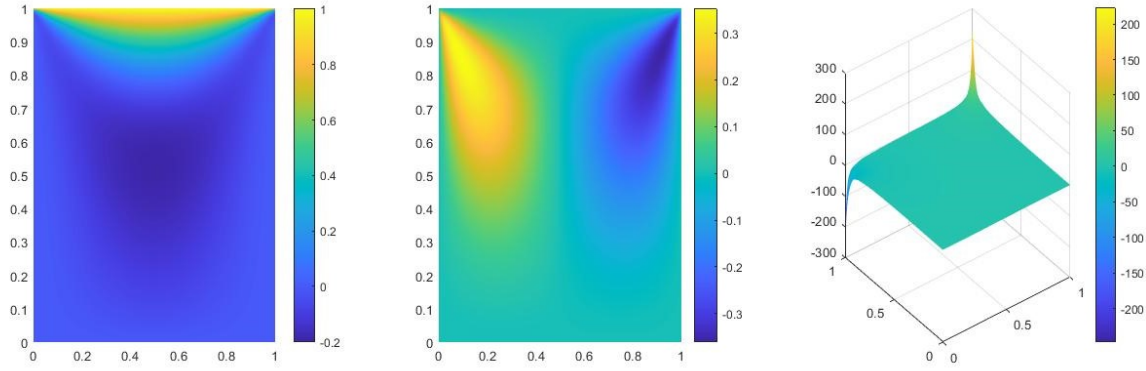


Figure 4: The numerical velocity and pressure when $\mu = 1$

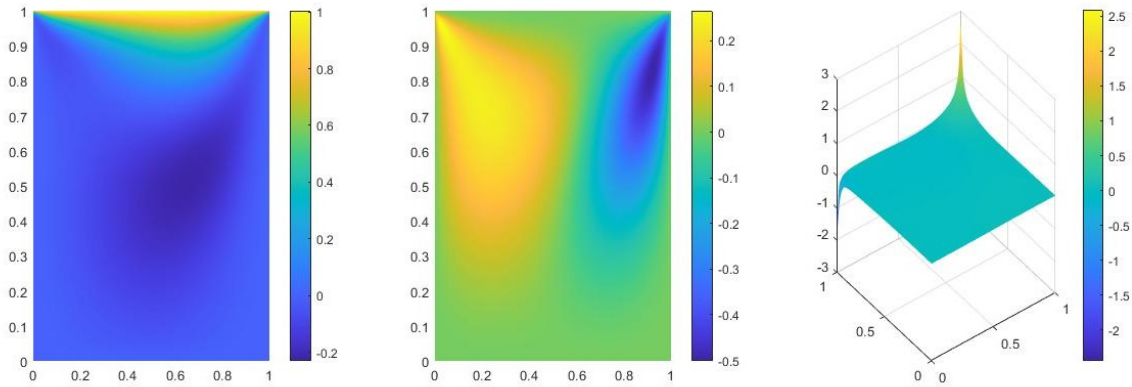


Figure 5: The numerical velocity and pressure when $\mu = 0.01$

Table 12 presents the numerical errors associated with velocity and pressure for each degree D . Additionally, Table 13 provides a comparative analysis of the L^2 error between the velocity and pressure obtained from the AL method, as cited in [1], and our LL method across various mesh sizes. The results from both tables collectively affirm the efficacy of our LL method.

Degree	$\ \nabla \cdot \mathbf{u}\ _\infty$	$ e_s _{l_2}$	$ p - p_s _{l_2}$
$D = 3$	3.35e-03	1.11e-03	5.19e-02
$D = 4$	2.45e-04	6.20e-05	1.96e-03
$D = 5$	1.55e-05	2.35e-06	1.10e-04
$D = 6$	2.22e-07	3.08e-08	1.12e-06

Table 12: The l_2 errors and the divergence norm of $e_s, p - p_s$ for the spline solution of $(\mathbf{u}^{3dns1}, p^{3dns1})$ for Navier-Stokes equations on the domain $[0, 1]^3$. Computations are carried out using the LL method with parameters $h = 1/2$, and $r = 2$ for each degree $D = 3, 4, 5, 6$.

	LL method		AL method	
mesh size(h)	$ e_s _{l_2}$	$ p - p_s _{l_2}$	$ e_s _{l_2}$	$ p - p_s _{l_2}$
1	3.44e-02	1.85	3.96e-01	27.40
1/2	1.92e-03	1.04e-01	8.51e-03	7.18e-01

Table 13: The l_2 errors and the divergence norm of $e_s, p - p_s$ for the spline solution of $(\mathbf{u}^{3dns2}, p^{3dns2})$ for Navier-Stokes equations on the domain $[0, 1]^3$. Computations are carried out using the LL method with parameters $h = 1, 1/2$, and $r = 2$.

5 Strategies for Solving Stokes Equations in Domains with Curved Boundaries

In this section, we explore various techniques for solving the Stokes equation within domains enclosed by curved boundaries. Recently, Isogeometric Analysis (IGA) has gained popularity. It is a method based on utilizing functions that align with those in Computer-Aided Design (CAD) systems to define the domain Ω . Another notable approach is presented in [32], where the Immersed Penalized Boundary Method (IPBM) is employed for solving both two-dimensional and three-dimensional partial differential equations, positioning spline functions as an alternative to IGA.

A significant attribute that distinguishes IPBM from IGA is its non-reliance on mapping between a computational domain and the target domain Ω . IPBM imposes boundary conditions directly at points located on the boundary $\partial\Omega$, as opposed to nearby points. This feature differentiates it from many immersion methods discussed in the existing literature, which typically modify or stabilize approximation functions close to $\partial\Omega$. Additionally, there is no necessity to increase mesh density near the boundary or to compute integrals along it.

We now elaborate on the application of IPBM in our study. Initially, we consider a mesh that encompasses the curved domain Ω . We then construct the basis functions and proceed to identify the spline approximation that satisfies

$$K\mathbf{c} = f,$$

with the matrices K, \mathbf{c} , and f explained in section 3.1. We define $\{(\eta_i)\}_{i=1}^{n_b}$ as a collection of points situated on the boundary $\partial\Omega$. For a given $\lambda > 0$, we seek \mathbf{c} that minimizes

$$J(\mathbf{c}) = \sum_{i=1}^N (K_i \mathbf{c} - f_i)^2 + \lambda \sum_{i=1}^{n_b} [s_u(\eta_i) - g(\eta_i)]^2,$$

where n_b denotes the number of boundary points and K_i, f_i represent the i th row of the matrix K, f respectively, and $s_u = (s_1, \dots, s_d)$. This minimization problem results in a system of linear equations.

Example 11 *To assess the performance of our method, we offer examples of solving both the 2D Stokes equations and Navier-Stokes equation within the domain illustrated in Figure 6, maintaining $\lambda = 1$ across all cases. We evaluate (\mathbf{u}^1, p^1) in Example 1 over the domains displayed in Figure 6. The Figures 7 to 10 showcase the spline approximations for the 2D Stokes equations in the designated domains. The associated numerical errors are tabulated in Table 14, underscoring the effectiveness of our method in handling curved domains, particularly when $\mu = 1e-06$.*

In addition to the 2D Stokes equations, we applied our method to the Navier-Stokes equation utilizing the same function. The outcomes, summarized in Table 15, exhibit comparable effectiveness, highlighting the versatility and consistency of our approach in the context of the Navier-Stokes equation with $\mu = 1$.

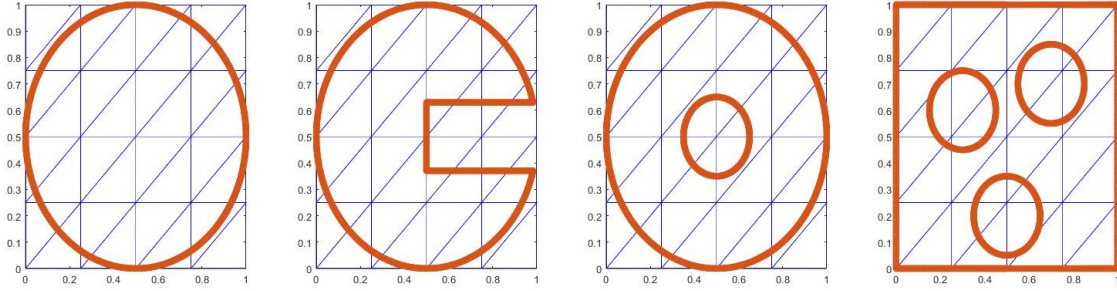


Figure 6: Domains defined by a curve immersed in mesh with $h = 1/4$

case	CPU time	$\ \nabla \cdot \mathbf{u}\ _\infty$	$ e_s _{l_2}$	$ e_s _{h_1}$	$ p - p_s _{l_2}$
Case 1	0.36	4.55e-14	3.37e-11	2.34e-10	1.17e-15
Case 2	0.38	2.11e-14	2.18e-12	2.70e-11	1.33e-15
Case 3	0.36	2.43e-14	2.82e-12	2.68e-11	1.58e-15
Case 4	0.36	3.95e-14	2.77e-13	5.69e-12	1.79e-15

Table 14: The l_2 errors and the divergence norm of $e_s, p - p_s$ for the spline solution of $(\mathbf{u}^{s1}, p^{s1})$ for the 2D Stokes equations over several curved boundary domains. Computations are carried out using the LL method with parameters $h = 1/4, \mu = 1e-06$, and $r = 2$ for each degree $D = 7$.

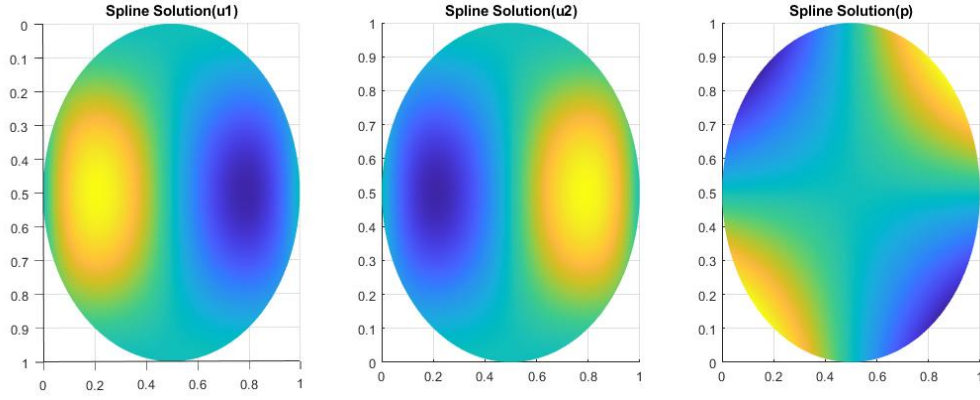


Figure 7: Case 1: Spline solutions u_1, u_2, p with $D = 7, r = 2, \mu = 1$

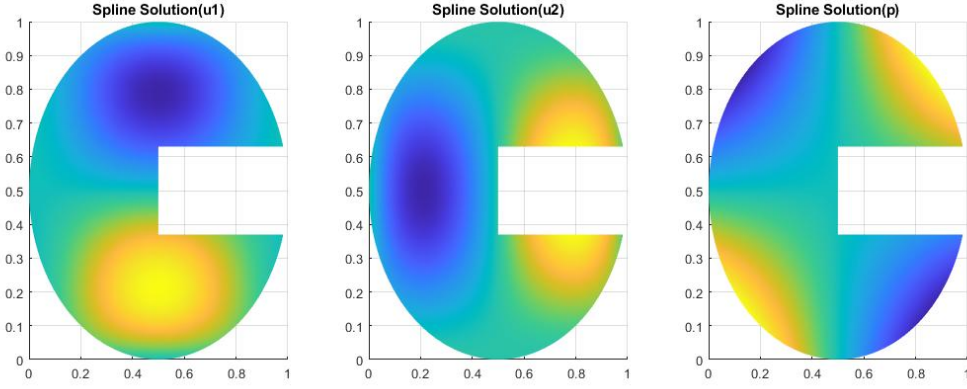


Figure 8: Case 2: Spline solutions u_1, u_2, p with $D = 7, r = 2, \mu = 1$

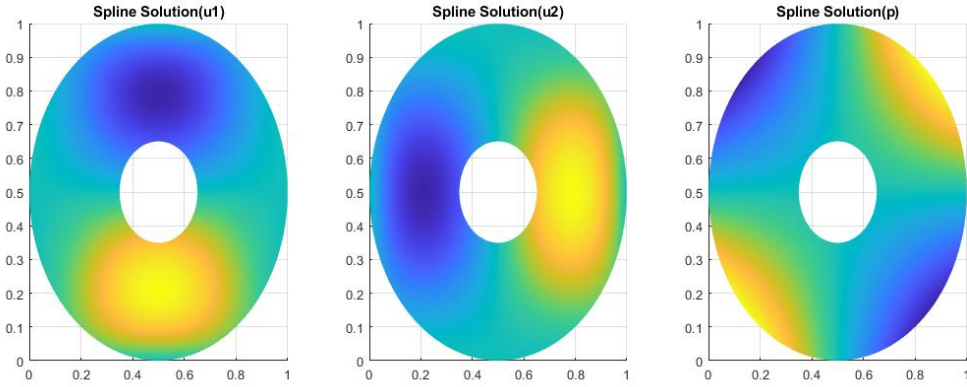


Figure 9: Case 3: Spline solutions u_1, u_2, p with $D = 7, r = 2, \mu = 1$

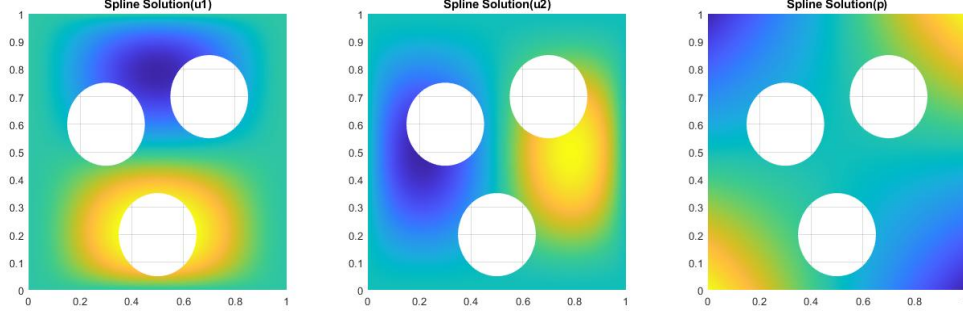


Figure 10: Case 4: Spline solutions u_1, u_2, p with $D = 7, r = 2, \mu = 1$

case	CPU time	$\ \nabla \cdot \mathbf{u}\ _\infty$	$ e_s _{l_2}$	$ e_s _{h_1}$	$ p - p_s _{l_2}$
Case 1	0.89	3.78e-15	1.95e-15	2.39e-14	3.61e-14
Case 2	0.83	8.56e-14	1.78e-14	2.64e-13	2.15e-15
Case 3	0.94	7.72e-14	1.30e-14	2.22e-13	2.02e-15
Case 4	0.49	2.19e-15	1.09e-15	1.19e-14	2.49e-14

Table 15: The l_2 errors and the divergence norm of $e_s, p - p_s$ for the spline solution of $(\mathbf{u}^{s1}, p^{s1})$ for the 2D Navier-Stokes equations over several curved boundary domains. Computations are carried out using the LL method with parameters $h = 1/4, \mu = 1$, and $r = 2$ for each degree $D = 7$.

Example 12 Next, we solve the Navier-Stokes equation on $[0, 1]^2$ with $\mu = 1$ and the exact functions are chosen as follows:

$$\begin{pmatrix} \mathbf{u}^{c1}(x, y) \\ p^{c1}(x, y) \end{pmatrix} = \begin{pmatrix} 2\pi \sin^2(n\pi x) \cos(n\pi y) \sin(n\pi y) \\ -2\pi \sin(n\pi x) \sin(n\pi y) \cos(n\pi x) \sin(n\pi y) \\ \cos(n\pi x) \cos(n\pi y) \end{pmatrix}$$

where $n = 2$. We refine the size h of mesh which includes the curved domain Ω . The computed l_2, h_1 errors and convergence rates between the spline approximation and the exact solutions are tabulated in Table 16. This result shows that the our method work very well over the curved domain in Case 1.

h	$ e_s _{l_2}$	Rate	$ e_s _{h_1}$	Rate	$ p - p_s _{l_2}$	Rate
1/2	3.59e-01	-	6.30e+00	-	1.46e+01	-
1/4	3.36e-03	6.74	6.33e-02	6.64	2.38e-01	5.94
1/8	2.76e-04	3.61	7.36e-03	3.10	1.61e-02	3.89
1/16	5.19e-06	5.73	1.31e-04	5.81	2.71e-04	5.89

Table 16: l_2, h_1 errors and convergence rates for the spline solution of $(\mathbf{u}^{c1}, p^{c1})$ on the domain in Case 1 from the LL method with parameters $D = 7$, and $r = 2$

References

- [1] G Awanou and M. -J. Lai, Trivariate Spline Approximations of 3D Navier-Stokes Equations. (2002) *Mathematics of Computation* 74(250)
- [2] Gerard Awanou, Ming-Jun Lai, and Paul Wenston, The multivariate spline method for scattered data fitting and numerical solution of partial differential equations. In *Wavelets and splines: Athens, 2005*, pages 24–74. Nashboro Press, Brentwood, TN, 2006.
- [3] Awanou, G. Spline element method for Monge–Ampère equations. *Bit Numer Math* 55, 625–646 (2015). <https://doi.org/10.1007/s10543-014-0524-y>
- [4] F Bao, L Mu, J Wang, A fully computable a posteriori error estimate for the Stokes equations on polytopal meshes,(2019), *SIAM Journal on Numerical Analysis* 57 (1), 458-477
- [5] L. Beirão da Veiga, D. Mora and G. Vacca, The Stokes Complex for Virtual Elements with Application to Navier–Stokes Flows. *J Sci Comput* 81, 990–1018 (2019).
- [6] M. Crouzeix and P. Raviart, Conforming and nonconforming finite element methods for solving the stationary Stokes equations, *RAIRO Anal. Numer.*, 7 (1973), 3376.
- [7] R. Falk,M. Neilan, Stokes complexes and the construction of stable finite elements with pointwise mass conservation,(2013), *SIAM J. Numer. Anal.* 51, 1308–1326
- [8] H. Fu, A characteristic finite element method for optimal control problems governed by convection-diffusion equations, *Journal of Computational and Applied Mathematics*, Volume 235, Issue 3, 1 December 2010, Pages 825-836
- [9] J.-L. Guermond and L. Quartapelle. A projection FEM for variable density incompressible flows. *J. Comput. Phys.*, 165(1):167-188, 2000.
- [10] V. Girault and P.A. Raviart, *Finite Element Methods for the Navier-Stokes Equations: Theory and Algorithms*, Springer, Berlin, 1986.
- [11] K. Hutter, *Theoretical Glaciology, Mathematical Approaches to Geophysics*, D. Reidel Publishing Company, Dordrecht, Holland, 1983
- [12] V. John, Kristine Kaiser, J. Novo,Finite element methods for the incompressible Stokes equations with variable viscosity, *ZAMM Journal of applied mathematics and mechanics: Zeitschrift für angewandte Mathematik und Mechanik* 96(2),(2015)
- [13] J Koko, Efficient MATLAB Codes for the 2D/3D Stokes Equation with the Mini-Element (2019), *Informatica*, Volume 30, Issue 2, pp 243–268
- [14] V V K S. Kumar, B. V. R. Kumar, and P. C. Das, Weighted extended B-spline method for the approximation of the stationary Stokes problem, (2006), *Journal of Computational and Applied Mathematics* 186(2):335-348
- [15] P.L. Lions and R. Farwig. *Mathematical topics in fluid mechanics. Vol. 1: Incompressible models.* *SIAM Rev.*, 40(2):402-403, 1998.

- [16] M. -J. Lai and L. L. Schumaker, Trivariate C'' polynomial macro-elements. *Constr. Approx.* 26 (2007), no. 1, 11–28
- [17] Ming-jun Lai, Bivariate Spline Method for Numerical Solution of Steady State Navier-Stokes Equations over Polygons in Stream Function Formulation, (2000), *Numerical Methods for Partial Differential Equations* 16(2)
- [18] M. -J. Lai, and Y. Wang, Sparse Solutions of Underdetermined Linear Systems and Their Applications, SIAM Publication, (2021)
- [19] M. -J. Lai and J. Lee, A Multivariate Spline based Collocation Method for Numerical Solution of PDEs, *SIAM J. Numerical Analysis*, vol. 60 (2022) pp. 2405–2434
- [20] J. Lee, A Multivariate Spline Method for Numerical Solution of Partial Differential Equations (2023), Doctor of Philosophy (PhD), Mathematics
- [21] M. -J. Lai and J. Lee, Trivariate spline collocation methods for numerical solution to 3D Monge-Ampère equation. *Journal of Scientific Computing*, 95, 2023
- [22] R. S. Lehmann, M. Lukáčová-Medvid'ová, B. J. P. Kaus, A. A. Popov, Comparison of continuous and discontinuous Galerkin approaches for variable-viscosity Stokes flow, (2015), *Zeitschrift für Angewandte Mathematik und Mechanik*, 24
- [23] Lai, M.-J., and Wenston, P, Bivariate Splines for Fluid Flows, (2004) *Computers and Fluids*, 33, 1047-1073.
- [24] D. McKenzie, The generation and compaction of partially molten rock, *J. Petrol.* 25 (1984) 713–765.
- [25] L.N. Moresi, S. Zhong, M. Gurnis, The accuracy of finite element solutions of Stokes' flow with strongly varying viscosity, *Phys. Earth Planet. Interiors* 97 (1996) 83–94
- [26] L. Mu, X. Wang and X. Ye, A modified weak Galerkin finite element method for the Stokes equations, (2015) *Journal of computational and applied mathematics* 275, 79-90
- [27] L. Mu and X. Ye, A simple finite element method for the Stokes equations, (2017) *Advances in Computational Mathematics* 43 (6), 1305-1324
- [28] L Mu, J. Wang, X. Ye and S. Zhang, A discrete divergence free weak Galerkin finite element method for the Stokes equations, (2018) *Applied Numerical Mathematics* 125, 172-182
- [29] L. Mu, Pressure robust weak Galerkin finite element methods for Stokes problems, (2020), *SIAM J. Sci. Comput.* 42, B608–B629
- [30] L. Mu, X. Ye and S. Zhang, Development of Pressure-Robust Discontinuous Galerkin Finite Element Methods for the Stokes Problem, (2021) *Journal of Scientific Computing* 89 (1), 1-25
- [31] L. L. Schumaker, *Spline Functions: Computational Methods*. SIAM Publication, Philadelphia (2015).

- [32] Schumaker, L. L, Solving Elliptic PDE's on Domains with Curved Boundaries with an Immersed Penalized Boundary Method (2019) J. Sci. Comput., 80(3), 1369-1394.
- [33] L. Scott, M. Vogelius, Norm estimates for a maximal right inverse of the divergence operator in spaces of piecewise polynomials,(1985), ESAIM:M2AN 19, 111–143
- [34] R. Temam, Navier-Stokes Equations, Theory and Numerical Analysis, AMS Chelsea Publishing, Providence, RI, 2001 Reprint of the 1984 edition.
- [35] J. Wang and X. Ye, A weak Galerkin finite element method for second-order elliptic problems, J. Comput. Appl. Math., 241 (2014), pp. 103-115.
- [36] J. Wang, Y. Wang, X. Ye, A robust numerical method for stokes equations based on divergence-free H(div) finite element methods. SIAM J. Sci. Comput. 31, 2784–2802 (2009).
- [37] B. Wang and L. Mu, Viscosity robust weak Galerkin finite element methods for Stokes problems, (2021), Electronic Research Archive 29 (1), 1881
- [38] G. Wang, L. Mu, Y. Wang, and Y. He, A pressure-robust virtual element method for the Stokes problem, (2021), Computer Methods in Applied Mechanics and Engineering Volume 382, 15
- [39] X. Ye and S. Zhang, A stabilizer-free pressure-robust finite element method for the Stokes equations,(2021), Advances in Computational Mathematics volume 47, Article number: 28
- [40] S. Zhang, Divergence-free finite elements on tetrahedral grids for $k \geq 6$, (2011), Math. Comput. 80, 669–695
- [41] S. Zhong, D.A. Yuen, L.N. Moresi, Numerical Methods in Mantle Convection, Treatise on Geophysics, Elsevier, 2007. pp. 227–252, (Chapter 7)