

---

# MindLLM: Pre-training Lightweight Large Language Model from Scratch, Evaluations and Domain Applications

---

Yizhe Yang\* Huashan Sun\* Jiawei Li Runheng Liu Yinghao Li  
Yuhang Liu Yang Gao† Heyan Huang†  
School of Computer Science Beijing Institute of Technology  
Beijing Engineering Research Center of High Volume Language Information Processing  
and Cloud Computing Applications  
Beijing Institute of Technology Southeast Academy of Information Technology  
{yizheyang, hssun, jwli, rhliu, yhli, codelyh, hhy63, gyang}@bit.edu.cn

## Abstract

Large Language Models (LLMs) have demonstrated remarkable performance across various natural language tasks, marking significant strides towards general artificial intelligence. While general artificial intelligence is leveraged by developing increasingly large-scale models, there could be another branch to develop lightweight custom models that better serve certain domains, taking into account the high cost of training and deploying LLMs and the scarcity of resources. In this paper, we present MindLLM, a novel series of bilingual lightweight large language models, trained from scratch, alleviating such burdens by offering models with 1.3 billion and 3 billion parameters. A thorough account of experiences accrued during large model development is given, covering every step of the process, including data construction, model architecture, evaluation, and applications. Such insights are hopefully valuable for fellow academics and developers. MindLLM consistently matches or surpasses the performance of other open-source larger models on some public benchmarks. We also introduce an innovative instruction tuning framework tailored for smaller models to enhance their capabilities efficiently. Moreover, we explore the application of MindLLM in specific vertical domains such as law and finance, underscoring the agility and adaptability of our lightweight models.

## 1 Introduction

The realm of large language models has seen remarkable advancements in recent years. Models such as BERT [Kenton and Toutanova, 2019] and GPT [Radford et al., 2018], once contained millions of parameters, but this number has escalated to billions or even trillions in contemporary models like GPT-3 [Brown et al., 2020] and PaLM [Chowdhery et al., 2022]. This increase in scale has fueled significant enhancements in language models, bestowing upon them a near-human fluency and the ability to adeptly execute diverse natural language tasks. Large Language Models (LLMs) such as ChatGPT [OpenAI, a], GPT-4 [OpenAI, b], PaLM-2 [Anil et al., 2023], LLaMA [Touvron et al., 2023a], Falcon [Penedo et al., 2023a], Baichuan-2 [Yang et al., 2023a] among others, showcase high linguistic proficiency across various domains from casual conversation to detailed conceptual elaboration. Their capacity for generating human-like text has significantly piqued public interest. Such a breakthrough highlights the potential of LLMs in general artificial intelligence. However, inefficiencies persist when attempting to incorporate LLMs into specialized domain applications due

---

\* Equal contribution

† Corresponding author

to resource constraints. To our knowledge, domain-specific applications often do not require extensive general knowledge retention or capabilities such as program execution, multi-task functionality, or model calibration, despite LLMs demonstrating vast knowledge retention and emergent capabilities [Wei et al., 2022a]. Instead, models should be tailored for well-defined tasks and domain-specific knowledge retention. For example, Phi-1, trained on high-quality code data with merely 1.3 billion parameters, significantly outperforms larger models [Gunasekar et al., 2023]. Furthermore, these models should be readily accessible for developers in relevant domains without incurring prohibitive costs or risks related to data leakage.

In this paper, we present a series of lightweight bilingual large language models, **MingDe LLM**, short for MindLLM. MindLLM has two separate models, MindLLM-1.3B with 1.3 billion parameters and MindLLM-3B with 3.1 billion parameters. The MindLLM-1.3B is trained on 323 billion tokens while the MindLLM-3B is trained on 500 billion tokens in a mixture of bilingual data. Considering the scalability, learning capacity, and training costs of the model, we have adopted a series of optimization operators such as RoPE [Su et al., 2021] and FlashAttention-2 [Dao, 2023]. We pre-train our models in two distinct training strategies: (1) training on binlingual mixture data and (2) training on monolingual data then transfer. Our experiments show that although training on new language data after monolingual pre-training can implement language transferring and improve capability by language alignment, training from scratch with bilingual data is a better way for capability learning and avoiding catastrophic forgetting [Lange et al., 2022].

Despite its lightweight nature, MindLLMs deliver impressive performance. For general English capabilities on MMLU [Hendrycks et al., 2021a] and AGIEval [Zhong et al., 2023], MindLLM-1.3B (24.81) and MindLLM-3B (24.53) outperform larger counterparts such as MPT-7B [Team, 2023a] (23.92), MOSS-Base-16B [Sun et al., 2023] (22.6), and Bloom-7B [Scao et al., 2022] (24.25), achieving results close to Falcon-7B [Penedo et al., 2023b] (25.05). On the C-Eval [Huang et al., 2023a] and CMMLU [Li et al., 2023a] benchmark, MindLLM-1.3B demonstrates a superior average performance than MindLLM-3B, comparable to Open-LLaMA-7B [Geng and Liu, 2023] and Bloom-3B. Meanwhile, MindLLM-3B performs on par with Bloom-7B and surpasses Open-LLaMA-3B. In our specialized experiments to assess unique capabilities, MindLLM-3B exhibits exceptional performance in mathematics and bilingualism. Specifically, MindLLM-3B achieves a score of 44.75 in arithmetic ability, outperforming MPT-7B [Team, 2023a] (28.26) and MOSS-Base-16B [Sun et al., 2023] (37.82) and on par with Falcon-7B [Penedo et al., 2023b] (45.76), all of which are pre-trained on larger datasets or have larger scale compared to MindLLM. For bilingual capability, our experiment shows that only Blooms and MindLLM-3B exhibit excellent alignment in both directions in Chinese and English, surpassing larger multilingual models like Baichuan2-7B [Baichuan, 2023] and LLaMA2-7B [Touvron et al., 2023b] and bilingual models like MOSS-Base-16B [Sun et al., 2023].

Additionally, we execute instruction tuning on our MindLLM and make some intriguing observations. We observe that lightweight models, despite encountering challenges in augmenting their comprehensive competencies through diverse instruction-tuning datasets, can achieve significant advancements in their specific proficiencies when exposed to datasets meticulously tailored to their target domains. In the context of enhancing proficiency in Chinese subject matter, the MindLLM-1.3B model, when tuned with specifically tailored datasets, exhibits superior performance compared to counterparts, including the ChatGLM-6B [Du et al., 2022a], Yuren-13B, and Chinese-Alpaca-33B [Cui et al., 2023a], yielding an accuracy enhancement exceeding 15%. When tasked with English reasoning assignments, the MindLLM-1.3B model demonstrates a notable enhancement of approximately 5% in the domain of tasks concerning integrated and knowledge-based reasoning. The significance of this capability becomes particularly pronounced when considering its application within specialized domains. To facilitate this, we introduce the approach to construct an instruction set using an entropy-based quality filtering strategy and illustrate its efficacy in sieving out high-quality instruction tuning data that is well-suited for lightweight models. We have empirically demonstrated that, for lightweight models, data quality is more important than data diversity and quantity. And we provide specific recommendations for filtering high-quality instruction tuning data.

Furthermore, we have applied our MindLLM to two specialized domains: law and finance. Our results demonstrate that our models can achieve comparable performance while requiring lower computational costs. We conduct supervised fine-tuning on MindLLM 1.3B and 3B using legal datasets of various sizes, outperforming other open-source models with equivalent parameter scales and being on par with some models with a parameter size of 7B. Furthermore, we perform empirical

experiments on MindLLM models in the domain of finance, employing supervised fine-tuning and chain-of-thought training methods. The conducted experiments validate that harnessing limited auxiliary data for training purposes can significantly unleash the latent potential of the MindLLM models.

In this paper, we offer insights into our detailed training procedures, the trials we conducted, and the valuable lessons we learned throughout the training process. We share our experiences gained from comparing large and lightweight models and our endeavors to apply lightweight models to specific domains. In the forthcoming sections, we will provide a comprehensive overview of our training data, model architecture, and training methodologies. We will then benchmark the performance of our models against other larger language models on a standardized test suite and discuss effective strategies for fine-tuning lightweight models. Finally, we will showcase our attempts to apply our lightweight model to specialized domains.

The highlights of our model can be summarized as follows:

1. This study presents MindLLM, a novel bilingual lightweight large language model trained from scratch. Diverse bilingual training data is collected and used for pre-training, guided by preliminary experiments on data. Our experience with data handling is also shared, which includes maintaining a high-quality and high-proportion of webtext, retaining long-term data like books and dialogues, downsampling math data while upsampling code data. Based on our experiment concerning data curricula, we recommend evenly shuffling data for capability learning but chunking some samples for few-shot learning scenarios.
2. Our evaluation results show that MindLLMs outperform larger models like MPT-7B and GPT-J-6B on MMLU and AGIEval. As for Chinese general capabilities, MindLLMs exhibit comparable performance to larger counterparts on C-Eval and CMMLU. Specifically, MindLLM-3B outperforms larger models such as MOSS-Base-16B, MPT-7B in mathematical abilities and surpasses Baichuan2-7B and MOSS-Base-16B in bilingual capability. Moreover, MindLLM-1.3B is better than the equally sized GPT-Neo-1.3B in mathematics.
3. We conducted experiments to compare two distinct training strategies in bilingual learning and investigate the impact of whether maintaining a uniform distribution of data during pre-training. Combined with other counterparts' evaluation results, we conclude that it is suboptimal for lightweight models ( $\leq 7B$ ) with constrained capacity scale to achieve complex capabilities such as mathematics, reasoning, or bilingual alignment through pre-training then transfer-training strategy, as integrating new and existing knowledge proves difficult. In contrast, a more efficacious strategy involves the strategic integration of diverse data types aligned with the requirements of downstream tasks from scratch, thereby ensuring the stable and effective acquisition of the desired capabilities.
4. We find that lightweight models face a big challenge in augmenting their general capabilities with diverse instruction tuning data. Leveraging tailored data for a particular ability during instruction tuning can significantly enhance the specific ability (such as integrated reasoning ability or subject-knowledge ability) of lightweight models.
5. We introduce the approach to construct an instruction set using an entropy-based quality filtering strategy and demonstrate its effectiveness in filtering high-quality instruction tuning data for lightweight models. We prove that, in the context of lightweight models, the optimization of model performance is more proficiently realized through the amelioration of instruction tuning data quality, as opposed to mere augmentation in data quantity.
6. Our models showcase outstanding performance in specific domains, particularly in areas like law and finance. We find that the difference in model parameter sizes does not yield significant distinctions within specific domains, and smaller models can outperform their larger counterparts. Our models outperform all models with parameter sizes ranging from 1.3B to 3B in specific domains while remaining competitive with models having parameter sizes from 6B to 13B. The model's classification ability within specific domains shows a noticeable enhancement under the COT method.

Category	English		Chinese	
	Store Size	Token Size	Store Size	Token Size
Academic	242.17 GiB	79.91 B	69.49 GiB	20.27 B
Book	118.14 GiB	29.82 B	585.97 GiB	150.23 B
Code	95.16 GiB	41.98 B	15.31 GiB	13.17 B
Encyclopedia	6.38 GiB	1.51 B	13.45 GiB	4.67 B
Math	7.75 GiB	6.31 B	14.96 GiB	11.74 B
QA	32.20 GiB	11.06 B	31.13 GiB	10.28 B
Webtext	227.12 GiB	55.87 B	643.32 GiB	172.73 B
Dialogue	17.59 GiB	7.65 B	107.46 GiB	31.87 B
Technology	28.67 GiB	10.49 B	43.58 GiB	17.64 B
Total	825.18 GiB	244.62 B	1524.67 GiB	432.6 B

Table 1: The overview of our processed data. The final mixed training data is constructed based on data engineer and experience.

## 2 Data

This section provides an in-depth exploration of our pre-training data, elucidating the critical aspects of its structure, source, and the practical insights derived during the pre-training phase. Our training corpus is a diverse blend of both English and Chinese language data sources. The English component originates from the Pile dataset [Gao et al., 2020], and the Chinese component comprises data from Wudao [Yuan et al., 2021], CBooks<sup>3</sup>, and data meticulously gathered through web crawling.

To ensure data quality, we execute a thorough preprocessing pipeline, which involves purging special tags via rigorous data cleaning, data deduplication using Locality-Sensitive Hashing (LSH), and comprehensive filtering to eliminate low-quality content predominantly from advertisements or inappropriate material. We also examine the relationship between data volume and model capacity, assess the impact of different data types on model fitting effectiveness, and evaluate model training stability when handling mixed data sources. This analysis offers valuable insights into the vital role of pre-training data and the complexities of processing it. An overview of our final processed data can be found in Table 1, and we apply some mixture craftsmanship to construct training data based on data engineering and experience.

### 2.1 English Pre-training Dataset

We utilize the Pile [Gao et al., 2020] as our primary source for English pre-training datasets. The Pile, an 800GB dataset derived from 22 diverse sources including web scrapes, academic resources, books, and more, closely mirrors the data sources used in larger non-open source models like PaLM [Chowdhery et al., 2022], Chinchilla [Hoffmann et al., 2022], and GPT-3 [Brown et al., 2020]. Following previous works [Brown et al., 2020, Gao et al., 2020] and our preliminary experiments, we increase the weights of higher-quality compositions and important categories by up-sampling.

### 2.2 Chinese Pre-training Dataset

Our Chinese pre-training dataset amalgamates contributions from WuDao [Yuan et al., 2021], Cook and open-source data from various Chinese websites.

WuDao is culled from 3 billion web pages with high text density. We employ a set of cleaning processes to enhance the quality of the corpus and filter sensitive and personal information. Although the original WuDao corpus is vast (3TB), we only utilize its open version due to its close-source nature. The version used approximates 200GB of training data, encompassing multiple domains like wiki, news, and comments.

CBook, a large-scale Chinese book corpora collected through open-source MD5 book links by FudanNLPLAB, forms an integral part of our training dataset. Recognizing the value of books for long-range context modeling and coherent storytelling, we parse and extract text content from the corpus in various formats such as pdf, mobi, and epub totaling over 100 thousand books.

<sup>3</sup><https://github.com/FudanNLPLAB/CBook-150K>

Given that the previous datasets only comprised roughly 300GB of training data, it is necessary to supplement this with additional data to train a large-scale language model effectively. We therefore gather a substantial Chinese text corpus from various websites. This self-collected data underwent strict processing procedures to structure it in a unified format and filter out non-content tokens and sensitive information. The final dataset contains about 1.8TB of data, spanning diverse domains such as novels, literature, law, and more. The processing details for the raw data are discussed in Section 2.3.

## 2.3 Data Processing

Webpage text content is typically ample for training our language models within one epoch. However, we’ve observed that unfiltered web text often exhibits lower quality than more curated datasets and contains sensitive, irrelevant, or inappropriate information. To retain only the informative and diverse data for training, we executed several processing stages.

**Format Cleaning** We employ webpage parsers to extract and clean text content from source webpages. This stage involves eliminating unhelpful HTML, CSS, and JS identifiers, along with abnormal symbols like emojis to ensure textual fluidity. Moreover, we deploy a decoding test and high-frequency garbled vocabulary filter to exclude garbled content. We also address formatting inconsistencies such as superfluous spaces separating Chinese characters and converting special invisible characters to spaces. Notably, we preserve traditional Chinese characters to allow our model to learn from ancient literature or poetry, despite recognizing the distinct informational distribution compared to modern texts (refer to 2.4).

**Low-Quality Content Filtering** We assess data quality based on the text-to-content ratio in webpage content. Specifically, we ignore webpages with text density below 75% or those containing fewer than 100 Chinese characters. This threshold is determined through preliminary tests on sampled webpages.

**Deduplication** As WuDao also draws from webpages, and some websites repost identical information, we implement Locality-Sensitive Hashing (LSH), particularly the SimHash algorithm, to eliminate duplicated content and conserve our training data’s diversity.

**Sensitive Information Exclusion** Webpages often harbor sensitive content such as offensive words, inflammatory comments, sexually explicit materials, and illegal contents. To build a positive and responsible language model, we use heuristics and a sensitive word vocabulary to detect and filter this material. For privacy protection, we identify private information like identity numbers, phone numbers, and email addresses using regular expressions, replacing them with special tokens.

**Self-Repeating Content Filter** Low-information data, like advertisements, often exhibits repetition. We thus analyze phrase frequency within website text content. While some repetitive phrases are natural and acceptable, such as in news or academic papers, we posit that frequent repeating phrases from a common website may not be desirable for model learning. Therefore, our filter focuses on continuous repetitive phrases typical of advertisements or website information, especially for uncertified websites.

## 2.4 Empirical Observations on Data Engineer

### 2.4.1 The Relationship between Data Volume and Model Capacity

To ensure optimal performance in the face of increasing training costs for deep learning and large language models, we investigate the relationship between data volume and model capacity, specifically, the neural scaling laws. These laws depict error reduction as a power function of training data volume, model capacity, or both. Before embarking on the training of large language models with billions of parameters, we initially train smaller models to establish a scaling law for training larger ones. We employ model sizes spanning from 10 million to 500 million parameters, with each model being trained on up to 10 billion tokens. This training utilizes consistent hyperparameters and the identical dataset mentioned earlier. By analyzing the final loss of various models, we can establish a mapping from training FLOPs to the target loss. As shown in Figure 1, models of different sizes are saturated

with different amounts of training data, and the required training data increases with the increase of model size. To conform to the precise data requirement of target model, we utilize the formula provided by Henighan et al. [2020] as follows to fit the model’s scaling law.

$$\mathcal{L}_C = a \times \log C + \mathcal{L}_\infty \tag{1}$$

where  $\mathcal{L}_\infty$  represents the irreducible loss, and the  $a \times \log C$  corresponds to the reducible loss formulated as a power-law scaling term. Here,  $C$  is training FLOPs and the  $\mathcal{L}_C$  signifies the final loss of the model under those FLOPs.

We employ the `curve_fit` function from the SciPy<sup>4</sup> library to determine the parameters. The resulting fits scaling curve is characterized by parameters:  $a = 0.214$ ,  $\mathcal{L}_\infty = 1.692$ . Additionally, Figure 2 displays the final loss prediction for a model with 3 billion parameters.

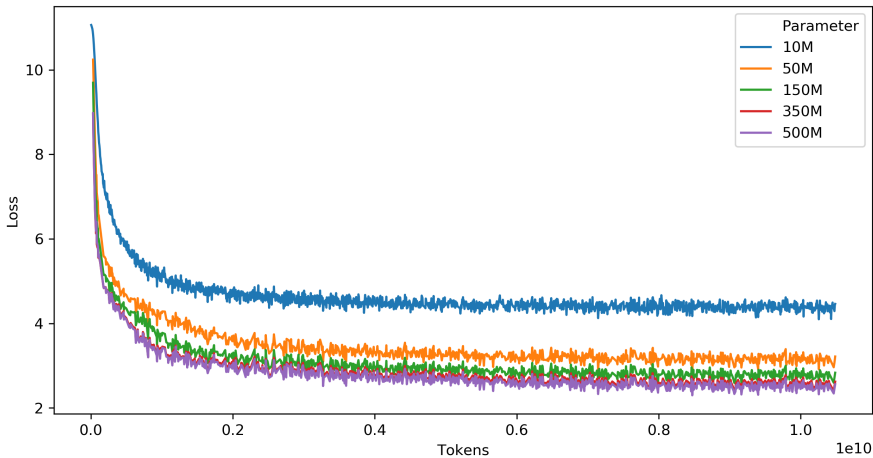


Figure 1: The various training loss of small models for scaling law.

### 2.4.2 The Influence from Data on Model Capability

Data influence encompasses two critical aspects: (1) Mix Ratio, which pertains to how data from different sources should be combined to create a fixed-size dataset within the constraints of a limited training budget, and (2) Data Curriculum, which addresses the scheduling of data from various sources to instruct the model for specific capabilities.

The mix ratio refers to how data from different sources is weighted and is crucial for the model’s ability to learn specific capabilities from the training data. For instance, LLaMA [Touvron et al., 2023a] downsamples both code and academic data, resulting in relatively lower coding and reasoning performance compared to models trained on more specific data, such as StarCoder [Li et al., 2023b] and Galactica [Taylor et al., 2022]. Xie et al. [2023] demonstrate that varying the mix ratio can lead to differences in the speed of learning, and an optimized mix ratio for the same dataset enhances model performance with a steeper learning curve, accelerating model learning. Although we do not implement the method in Xie et al. [2023] to improve our mix ratio (as it is reported after we had completed the data processing), we conduct experiments with smaller models to investigate data mix ratios similar to those used in DoReMi.

We downsize the data from each source maintaining the relative proportions and train smaller models with 15 million parameters using a single data source. We maintain a consistent number of tokens for model training instead of one-epoch training, as obtaining data from some sources is unfeasible during scaling. As depicted in Figure 3, different types of data have varying impacts on learning efficiency and the model’s final outcomes. For instance, the final loss of math data is much lower

<sup>4</sup><https://scipy.org>

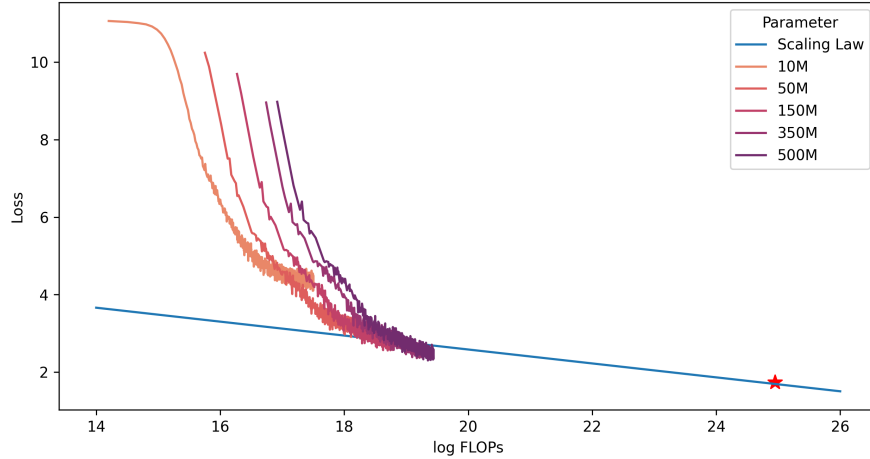


Figure 2: The scaling law of MindLLM. We conduct training on a variety of models, spanning from 10 million to 500 million parameters, utilizing a dataset comprising 10 billion tokens. Through the application of a power-law term to the losses associated with training FLOPs, we make predictions regarding the losses for the training of MindLLM-3B on a dataset of 500 billion tokens. Remarkably, this fitting process accurately predicts the final losses of the models, denoted with  $\star$ .

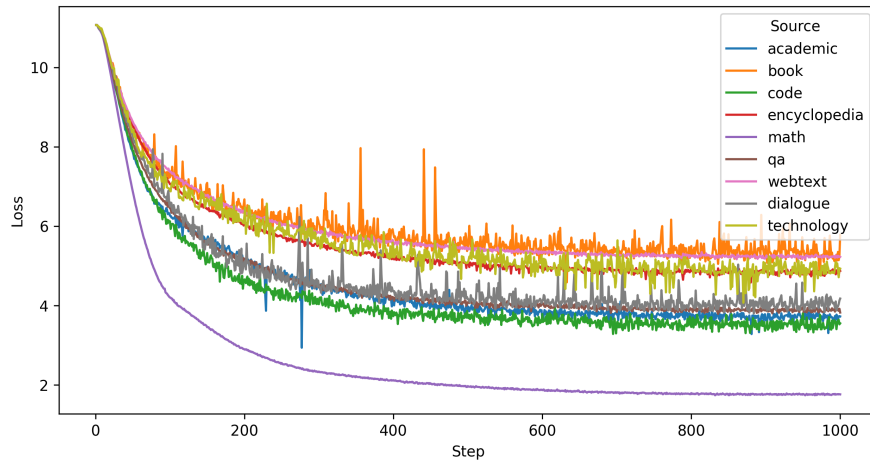


Figure 3: The loss of 15M model trained on data from different sources. Different loss tendency and final loss demonstrate the various characteristics of data.

with more rapid learning speed, indicating it exhibits a more conspicuous pattern and is easy to learn. In contrast, data from information-rich books or diverse webtext requires slower adaptation. Some domain-similar data may be closed in loss, such as Technology and Encyclopedia.

Further evaluations explore the performance of a model trained on a single data source when extended to other sources, probing correlations between them. As depicted in Figure 4, varying levels of generalization emerge from different datasets. Webtext, encyclopedia, and QA data demonstrate robust generalization across other sources, indicating their content encompasses diverse information across various domains. In contrast, models trained on academic and code data exhibit adept performance on math data but offer weaker generalization, possibly due to domain specificity and unique formatting information. Based on these analyses, the final dataset mixture ratio incorporates several principles:



Figure 4: The perplexity of model train on single-source data and evaluate on other data. The higher perplexity indicates the model trained on source data cannot perform well on the evaluation data.

1. Maintain a high proportion of quality web text and encyclopedia data given their diversity.
2. Downsample the ratio of math data to prevent overfitting.
3. Enhance mathematical capabilities using code and academic data, while carefully mitigating the influence of format through diversified sampling.
4. Retain some dialogue and book data, useful for learning long-range dependencies.

In addition to the mix ratio, the data curriculum or training order are vital factors in model training. Previous research employs diverse curricula for specific skills. For instance, in the context of models designed for code capability, StarCoder [Li et al., 2023b] and AlphaCode [Li et al., 2022a] exclusively train models on code data, while CodeX [Chen et al., 2021] and CodeLLaMA [Rozière et al., 2023] train models on code data after training on text data. Chen et al. [2023] demonstrates that different sources of data induce distinct skills, and training with a specific data ordering can result in faster learning compared to training on skill-specific data.

In contrast to Chen et al. [2023], this research does not concentrate on data curricula but seeks to identify periodic patterns in training loss resulting from non-uniform data shuffling. An experiment is conducted, comparing the performance of models trained using different schedules. Two datasets are processed, each containing identical data but following distinct curricula. One utilizes uniform shuffling, and the other is ordered according to the data source. Experimental outcomes indicate that early knowledge acquisition is comparably consistent for both non-uniform and uniform data, though non-uniform data exhibits signs of forgetfulness latter. However, when samples from the same data source are grouped, performance improves in in-context learning [Brown et al., 2020] scenarios. It is hypothesized that when samples are drawn from the same data source, specific data distributions enhancing the model’s contextual focus are likely to emerge. More detailed insight into the experiment can be found in Section 4.5.

### 3 Our Model

In this section, we propose a series of lightweight language models MindLLM, a custom design that amalgamates various beneficial technologies and modules to ensure stable training and optimal performance.



Model	Hidden size	FFN Size	Heads Num.	Layers Num.	Sequence Length
MindLLM-1.3B	2048	8192	16	24	1024
MindLLM-3B	2560	8192	32	32	2048

Table 2: Model details of MindLLM.

### 3.1 MindLLM-3B

MindLLM-3B employs a decoder-only Transformer architecture, implementing several significant improvements.

**Embedding** Our first step involves introducing a normalization step to stabilize the input embeddings. Following this, we replace the learned absolute positional embeddings with rotary position embeddings (RoPE) [Su et al., 2021] at each network layer. RoPE represents a static form of relative positional embeddings, modifying the embedding space to linearly depend on the attention of a token at position  $m$  to a token at position  $n$  on the difference  $m - n$ . This results in valuable features such as flexibility in handling varying sequence lengths, natural decay in inter-token dependency with increased relative distance, and enhanced linear self-attention with relative position encoding. These embeddings are applied to every embedding vector following the RoFormer approach.

**Normalization** Instead of the traditional LayerNorm operator [Ba et al., 2016], we utilize Root Mean Square Layer Normalization (RMS Norm) [Zhang and Sennrich, 2019]. This has been shown to provide performance comparable to LayerNorm but with significantly reduced running time, an essential characteristic for efficiently training large language models. In addition, we implement DeepNorm [Wang et al., 2022a] to adjust the residual connection in the Transformer layer with theoretically derived initialization. This combines the advantages of Post-Norm and stable training of Pre-Norm, facilitating the training of deeper models.

**Attention** In our quest to expedite training, we implement an efficient version of the causal multi-head attention operator, drawing inspiration from various sources such as Dao [2023], Dao et al. [2022]. Our choice, FlashAttention-2 [Dao, 2023], provides optimal work partitioning to reduce memory usage and computation. This optimization involves algorithmic adjustments to minimize non-matmul FLOPs, parallelizing attention computations across different thread blocks, and appropriate work distribution among warps.

**Feed-Forward Layer** To further enhance performance, we substitute the GeLU non-linearity with the GeGLU activation function [Shazeer, 2020]. Variants of Gated Linear Units in the feed-forward sublayers of Transformers have demonstrated improvements compared to standard activations. We maintain a weight matrix dimension of  $8/3d$  to ensure consistency of total parameters with the standard feed-forward layer.

MindLLM-3B contains 3.1 billion parameters based on the proposed architecture, trained from scratch, on over 500 billion tokens. The parameter details are shown in Table 2. We use byt-pair encoding (BPE) [Shibata et al., 1999] from SentencePiece [Kudo and Richardson, 2018a] to tokenize the data and the final vocab size of our tokenizer is 125,700.

### 3.2 MindLLM-1.3B

MindLLM-1.3B adopts the architecture of GPT-Neo-1.3B which employs a decoder-only Transformers architecture [Vaswani et al., 2017], adhering to the design principles of the OpenAI GPT model [Radford et al., 2018] with minor modifications. These include the local-attention [Child et al., 2019] pre-normalization, final normalization, and GeLU non-linear activation function [Hendrycks and Gimpel, 2016].

Existing open-source LLMs (e.g. Llama, Alpaca) recognize Chinese scripts weakly, so we extend the LLMs tokenizer and LLMs word embeddings matrix with additional Chinese tokens. We train a SentencePiece [Kudo and Richardson, 2018b] Chinese tokenizer using the Wudao corpora and then integrate the vocabulary from the Chinese tokenizer into the original LLM tokenizer. Furthermore, we augment the word embeddings by resizing the original word embeddings matrix, which has a

shape of  $V \times D$ , to a new shape of  $V' \times D$  by appending new rows. Here,  $D$  represents the hidden size,  $V$  is the original vocabulary size, and  $V'$  is the new vocabulary size.

## 4 Pre-training

During the pre-training stage, we employ two distinct pre-training strategies: (1) training on bilingual mixture data and (2) training on monolingual data then transfer (Section 4.2). The two distinct pre-training strategies underscore the influence of different data curricula on the acquisition of multilingual capabilities. To evaluate the pre-trained model’s performance, we conduct testing and comparisons between MindLLM and other models of equivalent or larger scale (BLOOM [Scao et al., 2022], LLaMA [Touvron et al., 2023a], MOSS [Sun et al., 2023] and Baichuan [Baichuan, 2023]) using standard benchmarks (Section 4.6). Concurrently, we conduct in-depth evaluations of the pre-trained models’ capabilities based on open-source frameworks and datasets (Section 4.7). Furthermore, we analyze the impact of different data construction approaches and pre-training frameworks on models’ performance (Section 4.5). These outcomes underscore the potential of lightweight LLMs and offer valuable insights and crucial guidance for the pre-training of such models.

### 4.1 Training Objective and Technology

MindLLM is trained using Hugging Face transformers frameworks [Wolf et al., 2020], which offer a wide range of tools and modules for effectively customizing models and the pre-training process. Additionally, DeepSpeed [Rasley et al., 2020] is employed to facilitate the training process. It provides ZeRO [Rajbhandari et al., 2020] optimizer and parallelism technologies. For the tradeoff between memory consumption and training speed, we use data parallelism and ZeRO stage 1, with which only optimizer states are partitioned across the processes. We adopt the bfloat16 format to keep the training with stability.

### 4.2 Pre-training Strategies

We pre-train our MindLLM models from scratch in two different learning strategies for bilingual language capability. The comparison in different pre-training strategies reveals the impact of data curriculum for language capacity.

**Train on Bilingual Mixture Data** For our first strategy, we train MindLLM-3B directly on a bilingual mixed dataset. The appropriate proportion mixture of Chinese and English data is roughly 1:1.5, as detailed in Table 6. For optimizer, we use AdamW [Loshchilov and Hutter, 2019] with  $\beta_1 = 0.9, \beta_2 = 0.95$  and  $\epsilon = 1e^{-8}$  and initiate a 16000-step warm-up process for MindLLM to reach the max learning rate, followed by *linear* decay to decrease the learning rate to 10% of the peak value during the total 80000 training steps. We use a weight decay of 0.1 and clip the grad norm to 1.0.

Model	Stage	Scheduler	Max LR	Min LR	Batch Size	Tokens
MindLLM-1.3B	Monolingual Training	Constant	$5.0 \times 10^{-5}$	$5.0 \times 10^{-5}$	1536	159B
	Transfer Training	4k-step warmup linear decay	$5.0 \times 10^{-4}$	$5.0 \times 10^{-5}$	1512	164B
MindLLM-3B	Bilingual Training	16k-step warmup linear decay	$3.0 \times 10^{-4}$	$3.0 \times 10^{-5}$	3072	500B

Table 3: Training details of MindLLMs.

**Train on Monolingual Data then Transfer** For the second training strategy, we train our model on English data initially and then expand the vocabulary and train on Chinese data for language transferring. This strategy is common used in language transferring for large language model [Cui et al., 2023b]. Specifically, we initially train the MindLLM-1.3B using Pile dataset [Gao et al., 2020]. Subsequently, we expand the model’s vocabulary by incorporating Chinese vocabulary and train the model on a bilingual language dataset with approximately a 1:1 ratio of Chinese and English data. This approach ensures that the model retains its previously learned English knowledge while acquiring Chinese language capabilities. We use AdamW [Loshchilov and Hutter, 2019] in both

stages with  $\beta_1 = 0.9$ ,  $\beta_2 = 0.999$  and  $\epsilon = 1e^{-8}$ . Specifically, we conduct training over 101,100 steps in the first stage with a constant learning rate of  $5.0 \times 10^{-5}$ . When we involve Chinese data during the transfer training stage (with a total of 105,900 training steps), we extend the warm-up phase and increase the maximum learning rate to  $5.0 \times 10^{-4}$ . This adjustment is made to help the model acquire bilingual capacity while effectively align the Chinese and English knowledge to achieve an optimal balance. For specific details, please refer to Table 3

### 4.3 Overall Evaluation Settings

Here we present the evaluation method, while the specific details of baselines and benchmarks are introduced in the corresponding section.

We evaluate the pre-trained models under a few-shot setting as the in-context learning [Brown et al., 2020] is crucial for pre-trained models. Conversely, the models after instruction tuning are evaluated in a zero-shot setting as the models are expected to understand the instruction [AlShikh et al., 2023]. We evaluate our models on multiple-choice tasks and free-form generation tasks [Yang et al., 2023b, Scao et al., 2022].

1. **Free-form generation:** Models are provided with inputs and generate the results subsequently as used in tasks such as summarization and translation.
2. **Multiple-choice:** Models are provided with a question and multiple choices and asked to select the most appropriate candidates.

Specifically, for multiple-choice questions, we employ a discriminative approach to extract the model’s answer. For each candidate answer, we first calculate the perplexity (PPL) of the model individually and select the candidate with the lowest perplexity as the final choice.

To ensure a fair evaluation, we primarily rely on two open-source evaluation frameworks, Im-evaluation-harness [Gao et al., 2022] and OpenCompass [Contributors, 2023]. Specifically, for the MMLU [Hendrycks et al., 2021a] and C-Eval [Huang et al., 2023a] tasks, we adhere to the official evaluation methods.

### 4.4 Bilingual Alignment Optimize the Monolingual Performance

We train MindLLM-1.3B (Section 3.2) in a two-stages training strategies, injecting a mixture of Chinese and English data when the model has developed a well-trained capability. Therefore, a question has arisen: **Does the mixture of Chinese data affect the model’s English ability?** Our evaluation results show that the inclusion of Chinese data can improve English performance in the second training stage with only limited English data.

We compare our model with GPT-Neo-1.3B which shares the identical structure and training data source [Gao et al., 2020]. As shown in able 4, the main difference is the training data where the GPT-Neo-1.3B is trained on 380 billion English-only tokens but MindLLM-1.3B is trained on 241 billion English tokens and 82 billion Chinese tokens.

Model	Pre-training Data		
	En	Zh	Total
GPT-Neo-1.3B	380B	-	380B
MindLLM-1.3B	241B	82B	323B

Table 4: Pre-trianing data comparison of GPT-Neo and MindLLM-1.3B.

**Evaluation Setting** We use MMLU [Hendrycks et al., 2021a], the Massive Multitask Language Understanding which which comprises a diverse set of multiple-choice questions spanning various academic subjects to evaluate the two models’ common skills of English. We employed the official evaluation methodology in 5-shot setting.

**Results and Analysis** The results are presented in Table 5. In comparison to GPT-Neo, MindLLM-1.3B exhibited superior average performance (26.6 vs 24.1) in English tasks with much smaller

training data. Particularly impressive is its performance on the Social Sciences task, where MindLLM-1.3B achieved a score of 29.2 compared to 22.3 for GPT-Neo.

Model	Humanities	Social Sciences	STEM	Other	Average
GPT-Neo-1.3B	24.8	22.3	25.3	23.9	24.1
MindLLM-1.3B	<b>24.9</b>	<b>29.2</b>	<b>27.6</b>	<b>25.8</b>	<b>26.6</b>

Table 5: Five-shot results of GPT-neo-1.3B and our MindLLM-1.3B on MMLU.

The total amount of bilingual data (323B) in MindLLM-1.3B is less than the amount of English data (380B) used in GPT-Neo. Hence, we posit that the incorporation of Chinese data enhances the model’s performance of English tasks. This improvement could be attributed to the information shared between different languages during the second training stage.

#### 4.5 Dose Unstable Loss Impact the Performance?

In this section, our objective is to examine the impact of loss instability on model performance during training, as it relates to different data construction methods. We begin with a concise overview of two distinct data construction approaches, **Blocked** and **Shuffled**. Subsequently, we analyze the advantages and shortcomings of the two kinds of data, and give some suggestions for data construction.

##### 4.5.1 Data Construction Methods: Blocked v.s. Shuffled

In this experiment, we maintain the consistency of the remaining parameters, such as the data size and training hyperparameters, while employing two different training data construction methods for model pre-training:

- **Blocked**: In this setting, we classify the bilingual data data separately based on meta-categories, and subsequently arrange them in a specific category order. During the model training process, Chinese and English data are sequentially presented to the model in an interleaved manner, ensuring balanced training across different languages.
- **Shuffled**: In this setting, we uniformly shuffle all categories of data, aiming to ensure that the model sees a uniform distribution of Chinese and English data in each training batch.

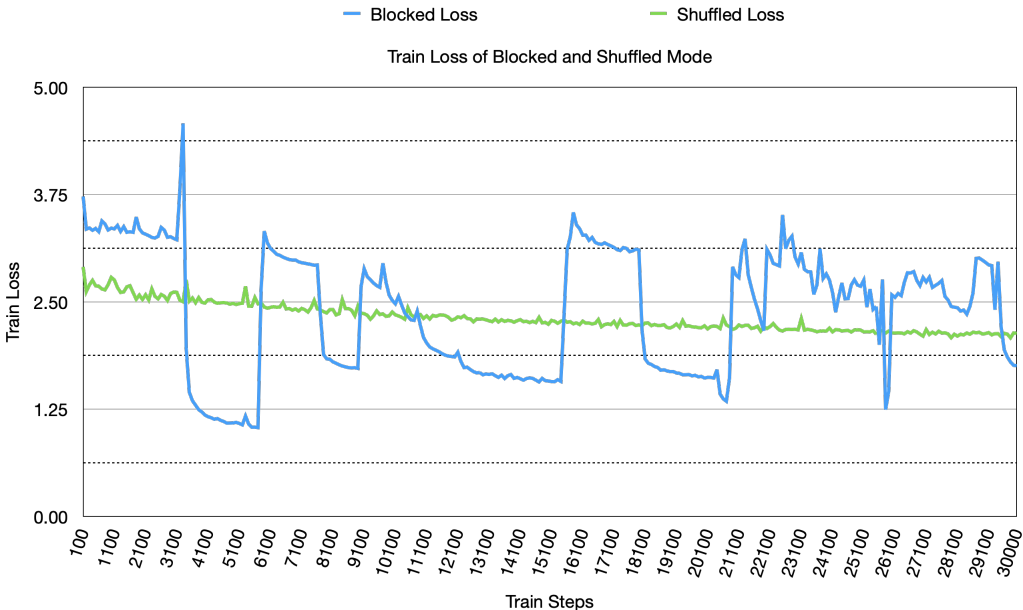


Figure 5: Training loss of different settings. Green means **Shuffled**, which has a stable training process. Blue means **Blocked**, whose training process is unstable.

**Stable and Unstable Training Process** As shown in the Figure 5, for the **Blocked** mode, different categories of data are fed to the model sequentially. The model learns in a category-by-category manner, like a curriculum learning process [Soviany et al., 2022]. Consequently, the loss suddenly rises when the model encounters new category data, followed by a gradual decrease as it adapts to the new category. This dynamic causes the overall training process of the model to exhibit instability. For the **Shuffled** mode, the model’s training loss exhibits a consistent and gradual decrease, indicating a stable training trend.

#### 4.5.2 Results and Analysis

During the training process, we utilize **C-Eval** [Huang et al., 2023a], a comprehensive Chinese evaluation benchmark consisting of over 10,000 multiple-choice questions and **MMLU** benchmark to evaluate the model’s general abilities in Chinese and English, respectively. Specifically, we utilize C-Eval’s validation set for efficiency evaluation. Additionally, we compute the validation loss of the model on both Chinese and English data throughout the entire training process. The validation set is obtained by uniform sampling data from all data categories. Results are shown in Figure 6 and Figure 7.

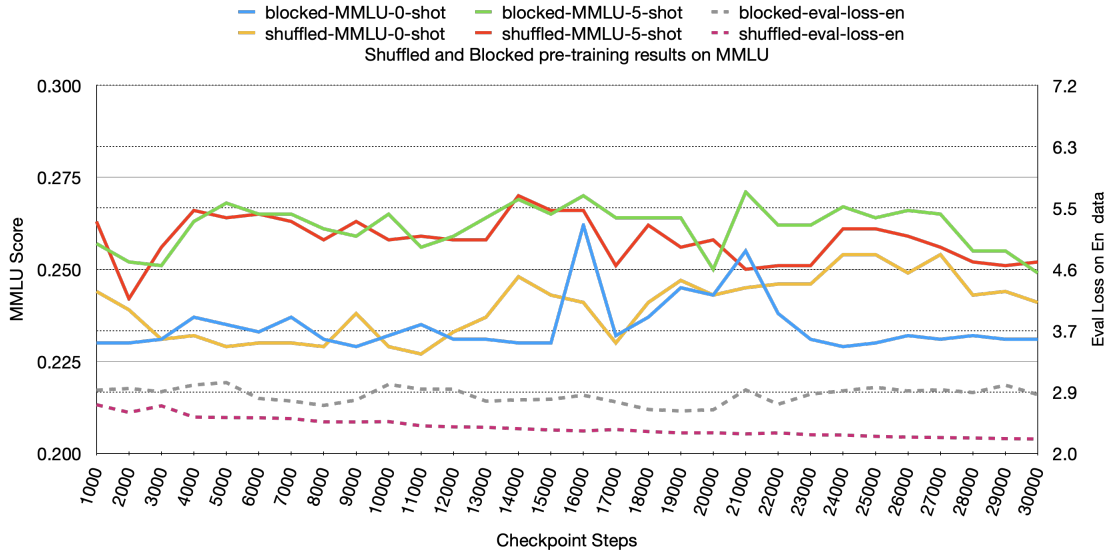


Figure 6: 5&0-shot performance on MMLU with validation loss on English data.

**Comparable Problem Solving Performance in Stable and Unstable Training** The zero-shot result provides some insights into the model’s capacity to leverage pre-training knowledge to a certain extent. Based on the zero-shot results from MMLU and C-Eval benchmarks, the performance of the stably trained model (**Shuffled**) is on par with that of the unstably trained model (**Blocked**). This suggests that both models learn or memorize comparable English and Chinese knowledge during the training process.

**Unstable Training Results in Forgetting** Firstly, when considering the validation loss in both languages, the model trained with the **Shuffled** mode exhibits a consistent and gradual decrease in loss, maintaining a low value throughout (dashed purple line in Figure 6 and Figure 7). On the contrary, the model trained with the **Blocked** mode displays higher and more variable validation loss (dashed gray line in Figure 6 and Figure 7). These observations indicate that models trained with the shuffled mode are more adept at fitting the pre-trained data and have a higher likelihood of acquiring comprehensive underlying knowledge, which means not only the problem-solving knowledge mentioned above. What’s more, during the training process, the model trained with the **Shuffled** mode exhibits a consistent improvement in 5-shot performance on C-Eval (solid red line in Figure 7) and zero-shot performance on MMLU (solid orange line in Figure 6). Inversely, the performance of the model trained with the **Blocked** mode exhibits notable inconsistency. In terms of zero-shot performance on MMLU, the **Blocked** trained model performs similarly to the model trained

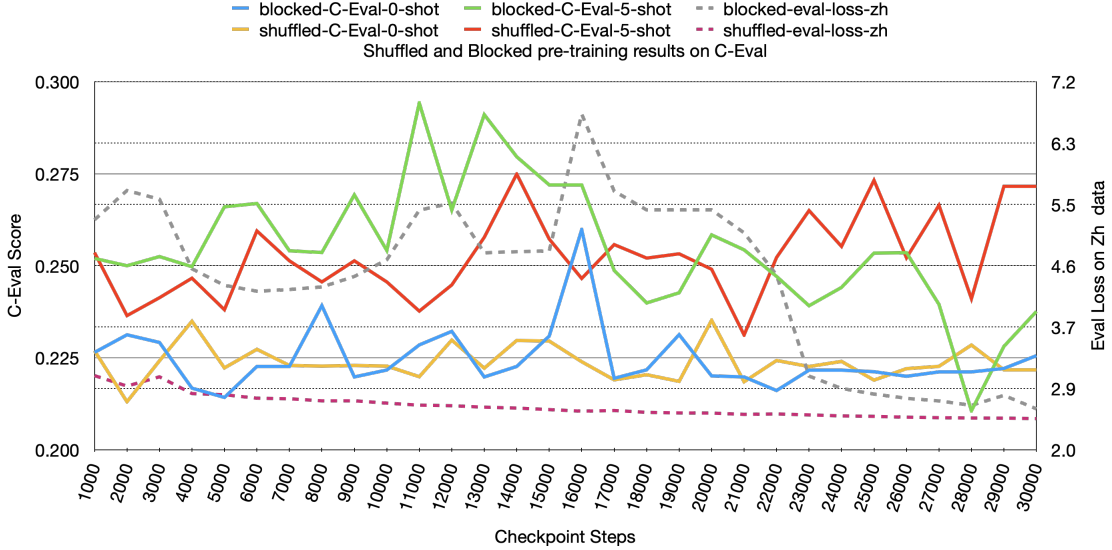


Figure 7: 5&0-shot performance on C-Eval with validation loss on Chinese data.

in the shuffled mode for the first 22,000 steps. However, beyond this point, its performance begins to decline while the Shuffled mode model continues to improve (solid blue line in Figure 6). Similarly, in the 5-shot setting on C-Eval, the **Blocked** trained model initially outperforms the model trained in the shuffled mode up until approximately 17,000 steps, after which it experiences a sharp decline (solid green line in Figure 7). We posit that this issue may be attributed to the **Blocked** approach employed for model training, resulting in the challenge of forgetting knowledge acquired in earlier phases.

**What Factors Affect In-Context Learning in Unstable Training?** Furthermore, during the blocked training process, we observe a consistently higher performance in the 5-shot setting on C-Eval in the early stages, while there is a sudden decline in the later stages. Prior works have posited the potential influence of particular data distributions on acquisition of the in-context learning [Brown et al., 2020] ability of a model [Chan et al., 2022, Xie et al., 2022]. For instance, data exhibits entity clustering or the presence of entities with ambiguous attributes necessitating the model’s adept utilization of contextual information [Chan et al., 2022]. Whether there is a potential relation between this phenomenon and the data distribution or data quality will be a focus of future investigations.

The aforementioned results highlight that the knowledge acquired by the model through stable training is likely to be more comprehensive, leading to overall performance stability. Although unstable training can result in model forgetting in later-stage, whether it contributes to the model’s capacity to enhance in-context learning requires further investigation. These findings emphasize the importance of randomly shuffling the data to achieve a uniform distribution during the model’s pre-training stage.

## 4.6 Lightweight Models Beat Larger Ones

In this section, we report the evaluation results of our models and some other models on standard benchmarks.

### 4.6.1 Evaluation Settings

**Models** Models that we compare with are as follows: MOSS-Base-16B [Sun et al., 2023], LLaMA-2-7B [Touvron et al., 2023b], Baichuan2-7B [Yang et al., 2023b], LLaMA-7B [Touvron et al., 2023a], MPT-7B [Team, 2023a], Falcon-7B [Penedo et al., 2023b], Bloom-3B&7B [Scao et al., 2022], Open-LLaMA-3B&7B [Geng and Liu, 2023], GPT-Neo-1.3B&2.7B [Black et al., 2021] and GPT-J-6B [Wang and Komatsuzaki, 2021]. The amount of data for training these models is shown in Table 6:

Model	Language	Pre-training Data		
		En	Zh	Total
Baichuan2-7B	multilingual			2600B
LLaMA-2-7B	multilingual	1794B	2.6B	2000B
Falcon-7B	multilingual	-	-	1500B
LLaMA-7B	multilingual	-	-	1000B
Open-LLaMA-3B&7B	multilingual	-	-	1000B
Bloom-7B&3B	multilingual	110B	59.5B	366B
MOSS-Base-16B	bilingual	375B	100B	700B
<b>MindLLM-3B</b>	bilingual	285.7B	214.3B	500B
<b>MindLLM-1.3B</b>	bilingual	241B	82B	323B
MPT-7B	monolingual	1000B	-	1000B
GPT-J-6B	monolingual	402B	-	402B
GPT-Neo-1.3B&2.7B	monolingual	380B	-	380B

Table 6: Pre-trian data comparison of different models

**Benchmarks** We mainly use **MMLU** [Hendrycks et al., 2021a] and **AGIEval** [Zhong et al., 2023] to evaluate the model’s general ability in English, **C-Eval** [Huang et al., 2023a] and **CMMLU** [Li et al., 2023a] to evaluate the model’s Chinese ability. Specifically, for **AGIEval**, we only use the English part for testing in 4-shot setting derived from OpenCompass [Contributors, 2023]. For C-Eval and MMLU, we adopt the official implementations and 5-shot for evaluation. For CMMLU, we adopt 4-shot evaluation derived from lm-evaluation-harness [Gao et al., 2022].

#### 4.6.2 Overall Performance on Standard Benchmarks

Few-shot results on standard benchmarks are shown in Table 7. Our evaluation results demonstrate that MindLLMs can match or even surpass the performance of larger models in both Chinese and English.

Model	MMLU	AGIEval (En)	C-Eval	CMMLU	Average
Baichuan2-7B	54.2	23.08	54.70	56.82	47.20
LLaMA-2-7B	45.6	23.21	28.90	32.88	32.65
LLaMA-7B	34.9	23.03	26.70	26.77	27.85
Open-LLaMA-7B	29.9	22.94	25.90	25.69	26.11
<b>MindLLM-1.3B</b>	26.6	23.02	26.10	25.33	25.26
Bloom-3B	26.3	22.83	25.90	25.69	25.18
<b>MindLLM-3B</b>	26.2	22.86	25.70	25.00	25.02
MOSS-Base-16B	22.3	22.90	26.60	27.68	24.87
Open-LLaMA-3B	26.7	22.73	24.20	25.60	24.81
Bloom-7B	25.5	22.99	22.80	26.40	24.42
Model	MMLU	AGIEval (En)	-	-	Average(En)
Falcon-7B	27.0	23.10	-	-	25.05
<b>MindLLM-1.3B</b>	26.6	23.02	-	-	24.81
<b>MindLLM-3B</b>	26.2	22.86	-	-	24.53
GPT-J-6B	25.0	23.11	-	-	24.06
MPT-7B	26.4	21.44	-	-	23.92
GPT-Neo-2.7B	25.7	22.10	-	-	23.9
GPT-Neo-1.3B	24.1	22.07	-	-	23.09

Table 7: Overall results of our models compared with other LLMs on standard benchmarks. The results at the bottom are for monolingual models, and the results at the top are for multilingual models.

**Performance on English Benchmarks** For MMLU, MindLLM-1.3B achieves an average score of 26.6, surpassing bigger models, such as GPT-Neo-2.7B (25.7), Bloom-3B (26.3), GPT-J-6B (25.0), Bloom-7B (25.5), MPT-7B (26.4) and MOSS-Base-16B (22.3), and comparable with the performance of Open-LLaMA-3B (26.7). MindLLM-3B model (26.2) exhibits similar behavior to the 1.3B model.

For AGIEval (En), MindLLM-1.3B achieved an average score of 23.02, surpassing MOSS-Base-16B (22.90), MPT-7B (21.44), Bloom-7B (22.99), Open-LLaMA-7B (22.94), Bloom-3B (22.83), Open-LLaMA-3B (22.73), and GPT-Neo-2.7B (22.10), approaching the performance of LLaMA-7B (23.03). As depicted in the bottom section of Table 7, MindLLMs’ average English proficiency score surpasses that of the MPT-7B and GPT-J-6B, and is on par with that of the Falcon-7B. The latter models are characterized by larger scale and trained with a more extensive corpus of English data.

**Performance on Chinese Benchmarks** In the 5-shot setting on C-Eval benchmark, MindLLM-1.3B and MindLLM-3B attain scores of 26.1 and 25.7, respectively, surpassing or equating to larger language models like Open-LLaMA-7B (25.9), Bloom-7B (22.80), Bloom-3B (25.9) and Open-LLaMA-3B (24.2). As for CMMLU benchmark, MindLLM-1.3B and MindLLM-3B attain scores of 25.33 and 25.00, respectively, which is on par with the performance of Bloom-3B and Open-LLaMA-3B. What’s more, although the MOSS-Base-16B exhibits subpar performance on MMLU and AGIEval (En), it demonstrates a higher performance in Chinese, achieving 26.6 and 29.6 on C-Eval and CMMLU, respectively. The above results indicate that MindLLMs has achieved a foundational level of proficiency in Chinese, while there is room for improvement in our model’s performance.

It is noteworthy that MindLLMs are still under training using better quality Chinese and English datasets based on our evaluation results. We will release the updated results in the future.

#### 4.7 Systematic Capability Analyses in Pre-training Evaluation

In this section, we aim to evaluate the diverse capabilities of pre-trained models, such as *Bilingual Capability*, *Complex Reasoning*.

Capability	Sub-Capability	Tasks
Mathematics	Arithmetic	Arithmetic [Brown et al., 2020]
	General	GSM8K [Cobbe et al., 2021] MATH [Hendrycks et al., 2021a]
Complex Reasoning	Linguistic Reasoning	HellaSwag [Zellers et al., 2019] WinoGrande [Sakaguchi et al., 2020]
	Logic Reasoning	LogiQA [Liu et al., 2020]
	Knowledge Reasoning	PubMedQA [Jin et al., 2019]
		PIQA [Bisk et al., 2020]
Integrated Reasoning	MathQA [Amini et al., 2019] BBH [Srivastava et al., 2022]	
Bilingual Capability	-	Flores-101 [Costa-jussà et al., 2022]
Values	Truthfulness	TruthfulQA [Lin et al., 2022]
	Toxicity	ToxiGen [Hartvigsen et al., 2022]
	Ethics	Ethics [Hendrycks et al., 2021b]

Table 8: Correspondence between Capability and Task of Capability Evaluation System.

**Capability Evaluation System** In this section, our primary focus lies in the evaluation and analysis of the model’s English language proficiency. Since the optimization of MindLLM’s Chinese data is currently underway, we will use SuperCLUE [Xu et al., 2023a] benchmark to evaluate the Chinese capabilities of different models in the future. To evaluate the model’s English capabilities, leveraging the OpenCompass [Contributors, 2023] and lm-evaluation-harness [Gao et al., 2022] open-source frameworks, we carefully select various evaluation tasks to assess different capabilities of these models. The capabilities and corresponding tasks are presented in Table 8. Arithmetic ability assesses the model’s proficiency in numerical computation, while the evaluation of general mathematical ability encompasses a broad spectrum of mathematical domains. Within complex reasoning ability, we subdivide it into linguistic reasoning, logical reasoning, knowledge reasoning, and integrated reasoning to gauge the model’s reasoning competence in language, logic, and knowledge utilization. We also conduct evaluations for bilingual capability in Chinese and English to assess alignment in both languages for different bilingual or multilingual models. Lastly, we conduct security evaluations



of the above models, which we report results in Appendix A.1. For each capability, we take the average performance of the corresponding tasks as the evaluation score.

#### 4.7.1 Mathematics

**Evaluation Settings** Specifically, we employ the **MATH** [Hendrycks et al., 2021a], which contains 12,500 mathematical questions that are harder to solve, and **GSM8K** [Cobbe et al., 2021] datasets to evaluate the model’s general mathematical performance, while the **Arithmetic** [Brown et al., 2020] datasets are utilized to assess its arithmetic capability. We use lm-evaluation-harness to implement evaluation on **Arithmetic** (5-shot) and OpenCompass to test models on **GSM8K** (4-shot) and **MATH** (4-shot) . Results on mathematics are shown in Table 9.

Model	Arithmetic	GSM8K	MATH	Average
Baichuan2-7B	87.12	25.09	5.32	39.18
LLaMA-2-7B	76.33	16.53	3.28	31.94
LLaMA-7B	68.85	9.86	2.96	29.89
Open-LLaMA-7B	53.60	5.84	2.30	20.58
Falcon-7B	45.76	5.46	1.62	17.61
<b>MindLLM-3B</b>	44.75	1.21	2.06	16.01
MOSS-Base-16B	37.82	6.90*	2.40*	15.71
MPT-7B	28.26	9.10*	2.90*	13.42
GPT-J-6B	32.12	5.31	2.02	13.15
Open-LLaMA-3B	32.86	2.05	1.98	12.30
Bloom-7B	2.84	3.18	0.50	2.17
GPT-Neo-2.7B	2.86	1.82	1.38	2.02
<b>MindLLM-1.3B</b>	0.71	2.65	1.26	1.54
GPT-Neo-1.3B	1.71	1.36	1.50	1.52
Bloom-3B	1.16	1.67	0.64	1.16

Table 9: Results on Arithmetic (5-shot), GSM8K (4-shot) and MATH (4-shot). \* denotes results derived from the leaderboard of OpenCompass [Contributors, 2023]

**Great Potential of Lightweight LLMs in Mathematics** As shown in Table 9, we observe that models exhibiting a high average level of mathematical performance (more than 15 points) are predominantly the 7B models, with the exception of MindLLM-3B. Meanwhile, MindLLM-3B outperforms MPT-7B (13.42), GPT-J-6B (13.15) and MOSS-Base-16B (15.71) achieving an average score of 16.01, which demonstrates the significant potential of lightweight models to excel in mathematical performance. Specifically, MindLLM-3B achieves a score of 44.75 on the **Arithmetic** task, outperforming larger models like MOSS-Base-16B (37.82) and MPT-7B (28.26), and on par with the performance of Falcon-7B (45.76). MindLLM-3B further achieves an impressive score of 2.06 on the challenging **MATH** benchmark, surpassing Falcon-7B (1.62), GPT-J-6B (2.02), and Bloom-7B (0.5). As for MindLLM-1.3B, it achieves a score of 2.65 on **GSM8K**, a general mathematical ability evaluation benchmark, surpassing larger models like Bloom-3B (1.67), GPT-Neo-2.7B (1.82), and Open-LLaMA-3B (2.05).

**Model Scale Limits Complex Capability Acquisition** Nevertheless, MindLLM-3B’s performance on GSM8K markedly deviates from that of other 7B models, as well as MindLLM-1.3B’s performance on MATH and ARITHMETIC. Meanwhile, Open-LLaMA-3B exhibits similar behavior, yet it falls short of surpassing MindLLM-3B in terms of performance on ARITHMETIC or MATH. Hence, we posit that owing to the intricacies of mathematics tasks, acquiring mathematical capability places substantial demands on a model’s capacity. Typically, learning of broader mathematical knowledge necessitates a larger model capacity, while a smaller model might excel in a specific mathematical domain, albeit at the potential cost of performance in other aspects (such as the complex reasoning mentioned in Section 4.7.2, which is also a challenging task). As for the poor math average performance of Bloom-7B&3B, it may be related to the consumption of model capacity on bilingualism mentioned in Section 4.7.3 and the pre-training data, in which math data was upsampled in MindLLM-3B’s pre-training stage.

### 4.7.2 Complex Reasoning

**Evaluation Settings** Complex reasoning capability is one of the most important capabilities of a language model. We subdivide complex reasoning into linguistic reasoning (**HellaSwag** [Zellers et al., 2019], **WinoGrande** [Sakaguchi et al., 2020]), logical reasoning (**LogiQA** [Liu et al., 2020]), knowledge reasoning (**PubMedQA** [Jin et al., 2019], **PIQA** [Bisk et al., 2020], **MathQA** [Amini et al., 2019]) and integrated reasoning (**BBH** [Srivastava et al., 2022]). All evaluations in this section are driven from lm-evaluation-harness in a 5-shot setting, except **BBH**, which we evaluate in a 3-shot setting.

Model	Linguistic Reasoning	Logical Reasoning	Knowledge Reasoning	Integrated Reasoning	Average
LLaMA-2-7B	66.05	29.34	59.77	36.72	47.97
Baichuan2-7B	62.08	29.19	60.62	37.73	47.41
LLaMA-7B	64.38	27.65	60.03	35.60	46.92
Open-LLaMA-7B	60.57	28.42	54.95	35.71	44.91
Open-LLaMA-3B	57.06	25.19	54.81	34.15	42.80
MOSS-Base-16B	52.24	28.26	55.26	35.32	42.77
Bloom-7B	55.94	24.88	53.09	33.21	41.78
<b>MindLLM-3B</b>	50.36	23.20	53.34	34.45	40.33
GPT-Neo-2.7B	51.38	24.58	50.96	33.77	40.17
Bloom-3B	49.43	22.89	50.35	33.90	39.14
GPT-Neo-1.3B	47.86	24.12	50.42	33.40	38.95
<b>MindLLM-1.3B</b>	40.03	24.21	46.49	31.70	35.61

Table 10: Results on complex reasoning. 5-shot results for Linguistic, Logical and Knowledge Reasoning, and 3-shot results for Integrated Reasoning.

**Compromise between Multilingual Benefits and Model Capacity Consumption** Results are shown in Table 10. MindLLM-1.3B exhibits slightly inferior reasoning capabilities in comparison to GPT-Neo-1.3B (35.61 vs 38.95). This disparity is likely attributed to the pre-training of MindLLM-1.3B on both Chinese and English corpora. On one hand, this training approach yields monolingual benefits, as exemplified in Section 4.4. However, it is important to note that, due to the model’s limited scale, the acquisition of Chinese language proficiency consumes a portion of the model’s capacity. As a result, for complex reasoning tasks, which are inherently difficult, the bilingual gains are outweighed by the associated model capacity costs. Consequently, while bilingual learning does confer certain competency improvements, it is imperative to strike a balance between capability improvement and capacity consumption. This assertion gains further support from the performance of Blooms and MindLLM-3B. Although their reasoning capability is not exceptional, their proficiency in bilingualism, as demonstrated in Section 4.7.3, surpasses that of all other models. Furthermore, a larger pre-training dataset, potentially enriched with a broader range of world knowledge, can contribute to the augmentation of the model’s reasoning capabilities. This is exemplified by Open-LLaMA-3B, which exhibits a superior scale of pre-training data compared to the pre-trained data of Bloom-3B and MindLLM-3B, as demonstrated in Table 6. As a result, smaller models still have the potential to reach the reasoning capability of larger models leveraged by the specific data.

**How and When Does Code Data Affect the Reasoning Capabilities?** Previous works have demonstrated that code LLMs with larger model parameters are more effective than vanilla LLMs for reasoning [Madaan et al., 2022, Imani et al., 2023, Wang et al., 2022b, Huang et al., 2023b]. MOSS-Base-16B [Sun et al., 2023] is initialized with CodeGen [Nijkamp et al., 2023] and further pre-trained on 100B Chinese tokens and 20B English tokens. Nevertheless, MOSS does not showcase notably strong reasoning skills, and we hypothesizes that this could have contributed to the issue of forgetting [Lange et al., 2022] or challenge of knowledge fusion [Zhao et al., 2020] during the second training stage. Hence, If code data indeed enhances the model’s reasoning capabilities, future investigations should explore the optimal approach (when & how) for its incorporation.

### 4.7.3 Bilingual Capability

We aspire for bilingual and multilingual models to achieve cross-linguistic comprehension and alignment, enabling these models to grasp shared linguistic characteristics and fostering the seamless assimilation of knowledge across diverse languages. Consequently, in this section, we predominantly investigate the model’s capability for comprehension and alignment in both Chinese and English.

**Evaluation Settings** **Flores-101** [Costa-jussà et al., 2022] is a translation benchmark used to evaluate model’s multilingual capability. Here we select the En↔Zh part to compare the bilingual capability of different models in Chinese and English. We conduct this evaluation using OpenCompass in 8-shot setting. Specifically, we add Chinese-LLaMA-2-7B [Li et al.], a variant of LLaMA-2-7B, designed for Chinese domain adaptation. This adaptation involves incorporating a substantial volume of mixed Chinese and English predictions, along with the inclusion of Chinese and English translation data in its second training stage. Detailed results are shown in Table 11.

Model	Zh(S)-En	Zh(T)-En	En-Zh(S)	En-Zh(T)	Overall
Bloom-7B	30.30	29.65	22.97	0.11	20.76
Bloom-3B	24.93	27.46	29.68	0.16	20.56
LLaMA-7B	39.14	33.23	1.01	0.41	18.00
Open-LLaMA-7B	26.00	16.76	0.93	0.13	10.96
<b>MindLLM-3B</b>	11.96	10.22	16.89	0.48	9.89
LLaMA-2-7B	11.25	14.83	7.83	0.79	8.67
MOSS-Base-16B	12.54	3.58	4.32	0.26	5.17
Open-LLaMA-3B	6.96	8.22	0.95	0.17	4.07
Chinese-LLaMA-2-7B	2.90	7.86	0.92	0.09	2.95
Baichuan2-7B	2.32	2.38	0.93	0.23	1.46
<b>MindLLM-1.3B</b>	0.71	0.64	0.95	0.06	0.46

Table 11: Detailed results of Flores-101 (En↔Zh) in 8-shot setting. **S** means Simplified Chinese, and **T** means Traditional Chinese.

**Data Proportions Affect Bilingual Alignment** Primarily, none of the aforementioned models exhibit strong performance in translating from English to traditional Chinese. This limitation can be attributed to the notably low proportion of traditional Chinese data in the pre-training datasets of these models. Furthermore, we observe that only Blooms and MindLLM-3B consistently excel in both Chinese-to-English and English-to-Chinese translation tasks, followed by LLaMA-2-7B and MOSS-Base-16B. While LLaMA-7B and Open-LLaMA-7B demonstrate strong Chinese-to-English translation performance, they exhibit notable deficiencies in English-to-Chinese direction. Referring to Table 6, the ratio between English and Chinese pretraining data in Blooms, and MindLLM3B is 1.85:1 and 1.3:1, respectively. In contrast, LLaMA-2-7B’s pre-training data has a significantly imbalanced ratio of 687.5:1 between English and Chinese. The proportion of Chinese data in LLaMA-7B and Open-LLaMAs is even more limited. As a result, we have two hypotheses. First, LLMs can effectively learn a shared language representation based on an extensive volume of data in a particular language (*source language*). Consequently, a smaller quantity of data in another language (*target language*) becomes sufficient for understanding this language (*target*) and achieving one-way alignment (*target*→*source*), as exemplified by the performance of LLaMA-7B and Open-LLaMA-7B. Second, to enable the model to achieve a genuine understanding and alignment in both languages, a more equitable distribution of data from the two languages during training from scratch is advisable, as seen in Blooms and MindLLM-3B, which outperform all other models above in bilingual alignment capability, include LLaMAs, Open-LLaMAs, MOSS-Base-16B and Baichuan2-7B.

**Injecting Capability through Language Transfer Training is Suboptimal** Moreover, the performance of language transfer training for language alignment may be suboptimal, as indicated in the case of Chinese-LLaMA-2-7B in Table 11. Even with the incorporation of a certain amount of Chinese and English translation data during Chinese domain adaptation [Li et al.], the alignment performance from English to Chinese remains deficient. The above conclusion can also be generalized to the learning of multiple abilities, especially for such scale models with limited capacity. Furthermore, when considering the case of MOSS-Base-16B [Sun et al., 2023], which is initialized

with CodeGEN [Nijkamp et al., 2023] as discussed in Section 4.7.2 and does not effectively integrate code to augment the model’s reasoning capabilities. We can extrapolate this finding to encompass other capabilities acquired by the model. That is during the pre-training stage, we can equip the model with a range of capacities necessary for downstream tasks by judiciously allocating relevant data, thereby facilitating the early acquisition of target capabilities and knowledge fusion. Conversely, the method of augmenting a model’s capacity through language transfer training is suboptimal, as the initial stages of learning have already consumed a significant portion of the model’s finite capacity. Hence, during the ongoing training process, the incorporation of new capabilities and the fusion of existing and novel knowledge becomes a formidable challenge, even leading to forgetting [Lange et al., 2022]. This could also explain the underperformance of Baichuan2-7B, LLaMAs, MOSS-Base-16B, and MindLLM-1.3B in terms of bilingualism. On one hand, the aforementioned models have exhibited better performance compared to Blooms and MindLLM-3B in some other capabilities, as demonstrated in Table 7 and Table 10, thereby consuming the model’s finite capacity. On the other hand, both MOSS-Base-16B and MindLLM-1.3B undergo language transfer training. Even with a more balanced distribution of Chinese and English data in the later stages, which can enhance the acquisition of bilingual proficiency, they still struggle to attain a high level of bilingual competence.

#### 4.8 Conclusion for Evaluation on Pre-training Stage

In the pre-training stage, our evaluation and in-depth analysis of different models on various general benchmarks and specific capabilities lead us to the following conclusions:

- First, lightweight models exhibit great potential to match or even surpass the performance of larger models in specific capabilities and tasks. For instance, MindLLM-3B exhibits superior performance in mathematics even when compared to larger models with more extensive training data, such as MPT-7B, Falcon-7B and MOSS-Base-16B. In the domain of bilingual capability, MindLLM-3B outperforms larger models like LLaMA2-7B and Baichuan2-7B. This pattern also extends to general benchmarks, including MMLU and C-Eval.
- Second, recognizing the model’s limited capacity, we advocate the judicious inclusion of diverse data relevant to the downstream task’s required capabilities during the early stages of pre-training. This approach facilitates the model’s acquisition of the targeted capabilities and knowledge fusion. In contrast, the method of language or knowledge transfer training is suboptimal as existing knowledge occupies the model’s finite capacity, hindering the assimilation of novel knowledge and the seamless integration of diverse information, even leading to catastrophic forgetting.

## 5 Instruction Tuning

Instruction tuning can help LLMs better understand and respond to requests given by humans, and has been proven to effectively improve the capabilities of LLMs [Ouyang et al., 2022, Wei et al., 2022b, Wang et al., 2023a, Touvron et al., 2023b]. In this section, we aim to explore how to maximize the performance of lightweight models through instruction tuning.

### 5.1 Open-Source Instruction Tuning Data and Combination Strategy

Instruction tuning strategy is a key factor contributing to the remarkable success of LLMs. Nevertheless, there exists a scarcity of comprehensive experimental analysis focusing on instruction tuning data, particularly concerning lightweight models. Our objective is to undertake a deeper exploration into the impact of diverse quantities and types of instruction data on the performance of lightweight models. In this section, we provide a detailed description of the specific source and combination strategy of instruction tuning datasets used in each part of Section 5.

In Section 5.2.1, we compile composite instruction tuning datasets in Chinese, English, and a blended bilingual dataset from various sources. The datasets are used for a comprehensive exploration into how the varying quantities and compositions of instruction tuning datasets influence the performance of lightweight models. The specific details of the datasets are provided in Table 12.

**Chinese Instruction Tuning Data - MingLi** For the Chinese dataset, We attempt to collect a representative sample of different styles of Chinese datasets, including datasets: (1) created by

Name	Datasets	Sourced From	Data Size
<b>MingLi</b> (Chinese)	CLS [Li et al., 2022b]	NLP datasets + Human-written	396,031
	COIG-Alignment [Zhang et al., 2023]	NLP datasets + Generated LM	22,470
	COIG-Exam [Zhang et al., 2023]	Human-written from scratch	63,532
	COIG-Leetcode [Zhang et al., 2023]	Human-written from scratch	11,737
	COIG-Translate [Zhang et al., 2023]	NLP datasets + Translate	66,858
	Wizard-LM-Chinese [Ziang Leng and Li, 2023]	NLP datasets + Translate	70,000
	Chinese-Alpaca [Cui et al., 2023a]	NLP datasets + Translate	52,002
<b>Tulu</b> (English)	SuperNI [Wang et al., 2022c]	NLP datasets + Human-written	96,913
	CoT [Wei et al., 2022c]	NLP datasets + Human-written	100,000
	Flan V2 [Longpre et al., 2023]	NLP datasets + Human-written	100,000
	Dolly [Conover et al., 2023]	Human-written from scratch	15,011
	Open Assistant 1 [Köpf et al., 2023]	Human-written from scratch	34,546
	Self-instruct [Wang et al., 2023a]	Generated vanilla GPT3 LM	82,439
	Unnatural Instructions [Honovich et al., 2023]	Generated Davinci-002	68,478
	Alpaca [Taori et al., 2023]	Generated Davinci-003	52,002
	Code-Alpaca [Chaudhary, 2023]	Generated Davinci-003	20,022
	GPT4-Alpaca [Peng et al., 2023a]	Generated Davinci-003 + GPT4	52,002
Baize [Xu et al., 2023b]	Generated ChatGPT	210,311	
<b>Bilingual</b>	MOSS [Zheng et al., 2023]	Generated Davinci-003	1,074,551

Table 12: Chinese, English and Bilingual instruction tuning datasets investigated in this work.

researchers from existing NLP datasets (CLS [Li et al., 2022b]); (2) written by humans from scratch for the purpose of instruction tuning (COIG-Exam [Zhang et al., 2023], COIG-Leetcode [Zhang et al., 2023]); (3) generated by proprietary models (COIG-Alignment [Zhang et al., 2023]); (4) translated from existing NLP datasets (COIG-Translate [Zhang et al., 2023], Wizard-LM-Chinese [Ziang Leng and Li, 2023], Chinese-Alpaca [Cui et al., 2023a]). After the selection process, we retain a total of 556,498 records as the Chinese instruction tuning dataset, named **MingLi**.

**English Instruction Tuning Data - Tulu** For the English dataset, we utilize the open instruction-following dataset Tulu, constructed by Wang et al. [2023b]. This dataset comprises various sub-datasets, including SuperNI [Wang et al., 2022c], CoT [Wei et al., 2022c], Flan V2 [Longpre et al., 2023], Dolly [Conover et al., 2023], Open Assistant 1 [Köpf et al., 2023], Self-instruct [Wang et al., 2023a], Unnatural Instructions [Honovich et al., 2023], Alpaca [Taori et al., 2023], Code-Alpaca [Chaudhary, 2023], GPT4-Alpaca [Peng et al., 2023a], Baize [Xu et al., 2023b]. To adapt to the lightweight model in this paper, we filter out multi-turn dialog data from the datasets and perform rule-based cleaning to remove some noisy data. Ultimately, we retain 417,421 records as the overall English training data.

**Bilingual Instruction Tuning Data - MOSS** Additionally, due to the remarkable performance demonstrated by the MOSS [Zheng et al., 2023] model, we also train our MindLLM-1.3B and MindLLM-3B lightweight models on their publicly available high-quality Chinese and English data corpus. The MOSS dataset encompasses seven categories: Brainstorming, Complex Instruction, Code, Role Playing, Writing, Harmless, and Others, comprising a total of 1,074,551 records.

**Instruction Tuning on Tailored Data** In order to investigate whether a lightweight model can effectively enhance its specific capabilities through instruction tuning on specific datasets, we conduct experiments using two open-source available instruction tuning datasets. For the Chinese dataset, we utilize the "exam" portion of the WanJuan dataset [He et al., 2023], which aims to help the model acquire foundational knowledge in subjects like textbooks and exam questions. This segment of data consists of 3,997,183 records. In the case of English, we employ the LogiCoT dataset [Liu et al., 2023a] for instruction tuning, with the goal of enhancing the model’s reasoning abilities. This segment of data comprises 668,488 records. Experimental details and specific results are presented in Section 5.2.2.

## 5.2 Analyzing the Influence of Instruction Tuning Data

### 5.2.1 Large and Diverse Datasets are NOT Suitable for Lightweight Models

In this section, we aim to investigate the impact of instruction tuning on lightweight models. Wei et al. [2022b] proposed that the more tasks or datasets involved in instruction tuning, the greater the improvement in the model’s performance. To explore whether the same conclusion applies to lightweight models, we conduct instruction tuning for the MindLLM-1.3B and MindLLM-3B models using three different datasets: MOSS, MingLi and carefully selected subsets from MingLi. The zero-shot results on C-Eval are shown in Table 13. For the MMLU evaluation, we conduct instruction tuning using MOSS, Tulu and carefully selected subsets from Tulu separately. The zero-shot results on MMLU are shown in Table 14. The few-shot results on C-Eval and MMLU are shown in Appendix B.1.

Model	Dataset	Data Size	STEM	Social Sciences	Humanities	Others	Avg.
MindLLM-1.3B	-	-	26.1	25.6	26.2	24.7	25.7
	MOSS	1,074,551	26.7	26.8	25.3	24.9	26.1
	MingLi	556,498	26.3	26.9	25.7	25.1	26.2
	Sub-MingLi	50,000	26.2	26.4	26.7	26.5	<b>26.4</b>
MindLLM-3B	-	-	24.0	26.4	26.6	24.2	25.0
	Moss	1,074,551	23.6	24.0	25.2	23.5	24.0
	MingLi	556,498	23.4	24.5	26.4	23.9	24.3
	Sub-MingLi	50,000	26.3	25.9	25.9	25.5	<b>26.0</b>

Table 13: The performance of lightweight models after instruction tuning on varying amounts of data on C-Eval. Specially, Sub-MingLi represents the model’s instruction tuning on the subset of 50,000 data samples selected from the MingLi dataset.

Model	Dataset	Data size	STEM	Social Sciences	Humanities	Others	Avg.
MindLLM-1.3B	-	-	22.2	23.8	23.9	23.1	23.3
	MOSS	1,074,551	21.4	21.7	24.2	23.7	22.9
	Tulu	417,421	23.1	25.3	25.1	23.5	24.4
	Sub-Tulu	50,000	25.0	25.2	24.9	24.3	<b>24.8</b>
MindLLM-3B	-	-	24.9	24.0	25.3	24.2	24.5
	MOSS	1,074,551	24.3	23.5	24.5	26.0	24.6
	Tulu	417,421	23.9	23.5	24.5	26.8	<b>24.7</b>
	Sub-Tulu	50,000	24.0	24.4	25.5	23.9	24.6

Table 14: The performance of lightweight models after instruction tuning on varying amounts of data on MMLU. Specially,Sub-Tulu represents the model’s instruction tuning on the subset of 50,000 data samples selected from the Tulu dataset.

The MOSS dataset, MingLi dataset and Tulu dataset exhibit higher diversity in terms of both data and tasks. Nonetheless, the experimental results indicate that models trained with these instruction tuning datasets does not exhibit notable enhancements in performance, regardless of whether applied to the 1.3B or 3B model configurations. In Section 5.3 of this paper, we propose an approach to construct an instruction set using an entropy-based quality filtering strategy. Through this method, we selected 50,000 instances. Although the quantity of instruction tuning data chosen through this approach is notably smaller in comparison to extensive datasets such as MOSS, it possesses the capacity to effectuate enhancements in the model’s performance. Regarding the C-Eval metric, the MindLLM model demonstrates performance improvements of up to 1%, while in the context of the MMLU metric, it exhibits a performance enhancement of up to 1.5%.

**Data Quality is More Important Than Data Diversity and Quantity.** Although the MOSS dataset, MingLi dataset and Tulu dataset exhibit higher data and task diversity, the performance of lightweight models improves more on smaller but higher-quality datasets. Specifically, there is an improvement of 0.7% and 1% on C-Eval and 1.5% and 0.1% on MMLU for the lightweight models. Therefore, for lightweight models, instruction tuning with higher-quality data is more effective than using larger and more diverse datasets.

### 5.2.2 Improve Specific Abilities through Instruction Tuning on Tailored Data

In Section 5.2.1, we draw the conclusion that lightweight models cannot achieve emergent abilities on a large and highly diverse dataset. In order to investigate whether lightweight models can be improved in specific abilities through targeted instruction tuning, we conducted experiments on the MindLLM-1.3B model.

**Enhance MindLLM-1.3B’s proficiency in Chinese subject knowledge.** We use 4,000,000 exam samples in Wanjuan-1.0 dataset, which contains knowledge from subjects such as mathematics, history, biology and others. The results are shown in Table 15.

Model	STEM	Social Sciences	Humanities	Others	Avg.
GPT-4[OpenAI, 2023]	67.1	77.6	64.5	67.8	68.7
Baichuan-13B [Yang et al., 2023a]	47	66.8	57.3	49.8	53.6
InternLM-7B [Team, 2023b]	48	67.4	55.4	45.8	52.8
ChatGLM2-6B [Du et al., 2022a]	48.6	60.5	51.3	49.8	51.7
Chinese-Alpaca-33B [Cui et al., 2023a]	37	51.6	42.3	40.3	41.6
Yuren-13b <sup>5</sup>	36.9	48.8	40.7	38.9	40.4
ChatGLM-6B [Du et al., 2022a]	33.3	48.3	41.3	38	38.9
llama-65B [Touvron et al., 2023a]	37.8	45.6	36.1	37.1	38.8
Llama2-Moses-7B [Touvron et al., 2023b]	31.2	41.4	36.2	32.4	34.5
MOSS [Sun et al., 2023]	31.6	37	33.4	32.1	33.1
MindLLM-1.3B	26.1	25.6	26.2	24.7	25.7
<b>MindLLM-1.3B*</b>	<b>41.0</b>	<b>51.8</b>	<b>41.6</b>	<b>33.5</b>	<b>41.6</b>

Table 15: Comparison of model performance on C-Eval. \* represents the MindLLM model fine-tuned using the Wanjuan dataset for instruction tuning. MindLLM-1.3B model achieves a 15.4% increase in accuracy on C-Eval after targeted instruction tuning.

After subject knowledge instruction tuning, we test the model on C-Eval to ascertain whether there is a noticeable improvement in performance in that domain. As shown in Table 15, the MindLLM-1.3B model achieved a 15.4% increase in accuracy on C-Eval after targeted instruction tuning. Its performance exceeds that of models with dimensions of 7B, 13B, and even 33B.

**Enhance MindLLM-1.3B’s proficiency in English reasoning ability.** To augment the reasoning capabilities of MindLLM-1.3B, we perform instruction tuning on the model utilizing the LogiCoT dataset [Liu et al., 2023a], which serves as an instruction set for teaching models of logical reasoning and elicits general reasoning skills.

We evaluate the model’s reasoning capabilities as outlined in Section 4.7.2. The findings demonstrate that, subsequent to instruction tuning with the LogiCoT dataset, the model’s accuracy in **Integrated reasoning** rises from 18.22% to 23.22%, reflecting a **5%** enhancement. Furthermore, the model’s accuracy in **Knowledge reasoning** improves from 35.76% to 38.12%, constituting a **2.36%** increase.

**Lightweight models demonstrate outstanding performance in specific domains.** Although lightweight models may not exhibit substantial performance gains on broadly diversified general datasets, they can enhance particular capabilities via instruction tuning using datasets tailored to the target domain. Thus, we believe that lightweight models exhibit significant potential when deployed in domain-specific tasks. In Section 6, we show the concrete applications of the MindLLM model within the domains of legal and financial domains.

### 5.2.3 Explanation of Performance Decline under Few-shot

The inability to achieve substantial performance enhancements when using an extensive and diverse set of instruction tuning data has caught our attention. In an effort to explain this matter, we investigate the performance of the model under both zero-shot and few-shot scenarios, thereby deriving noteworthy insights.

From the results in Table 16, it can be observed that, after instruction tuning, the accuracy improvement on zero-shot scenarios for the 1.3B and 3B models on C-Eval, MMLU, and CMMLU dataset is 0.7%, 1.5%, 0.2%, and 1.0%, -0.1%, 0.6%, respectively. However, the accuracy improvement on

Model	C-Eval		MMLU		CMMLU	
	zero-shot	five-shot	zero-shot	five-shot	zero-shot	four-shot
MindLLM-1.3B	25.7	26.0	23.3	26.6	25.0	25.1
MindLLM-1.3B $\ddagger$	26.4(+0.7)	<b>27.2(+1.2)</b>	<b>24.8(+1.5)</b>	26.9(+0.3)	<b>25.2(+0.2)</b>	24.7(-0.4)
MindLLM-3B	25.0	25.9	24.7	26.0	24.8	24.9
MindLLM-3B $\ddagger$	<b>26.0(+1.0)</b>	25.8(-0.1)	<b>24.6(-0.1)</b>	24.7(-1.3)	<b>25.4(+0.6)</b>	25.2(+0.3)

Table 16: Comparing the increase in accuracy in zero-shot and few-shot scenarios after instruction tuning.  $\ddagger$  represents the instruction tuning model.

few-shot scenarios is 1.2%, 0.3%, -0.4%, -0.1%, -1.3%, and 0.3%, respectively, which is lower than the improvement observed in zero-shot scenarios.

The improvement in few-shot scenarios on various datasets is not substantial after instruction tuning, and the accuracy even decreases in some cases. The reason behind this is that instruction tuning disrupts some of the inherent data formats and generation rules learned by the model during the pre-training stage. During the pre-training stage, the model is trained by next-token prediction approach, which is similar to a continuation task. This methodology enables the model to emulate prior instances, thereby equipping it to generate appropriate responses in few-shot tasks. However, during the instruction tuning stage, the model’s focus shifts from learning *per se* to the acquisition of the correlations existing between instructions and corresponding answers. This strategic adjustment enables the model to enhance its ability to identify optimal solution pathways for novel instructions.

Due to the inherent challenges that lightweight models encounter in acquiring the correlations existing between instructions and corresponding answers, the introduction of complex and diverse instructions provides less benefits. Meanwhile, it disrupts their capacity to emulate prior instances in few-shot scenarios.

### 5.3 An Entropy-based Quality Filtering Strategy for Selecting Instruction Set

In Section 5.2.1, we derive the conclusion that optimization of the model’s general performance is more proficiently realized through the amelioration of instruction data quality, as opposed to mere augmentation in data quantity. In the subsequent section, we will introduce an approach to constructing an instruction set using an entropy-based quality filtering strategy. We elucidate the criteria delineating high-quality instruction tuning data for lightweight models and demonstrate that the inclusion of such data contributes to the augmentation of the model’s general performance.

#### 5.3.1 Construct an Instruction Set Using an Entropy-based Quality Filtering Strategy

The quality of instruction tuning data will directly impact the model’s performance [Wang et al., 2022c]. Wei et al. [2022b] employ the diversity of instruction tuning data as a proxy for measuring the quality of instruction tuning. In our investigation, we determine that employing data entropy and data length constitutes a more appropriate approach to characterizing the quality of instruction tuning data, particularly in the context of lightweight models. In order to filter high-quality data suitable from large-scale instruction tuning data, we propose an approach to construct an instruction set using an entropy-based quality filtering strategy that relies on the prior knowledge of pre-trained models to filter high-quality data. Specifically, we define the cross-entropy loss of the pre-trained model on each instruction data as the *data entropy*. This score serves as an evaluative measure of the model’s alignment with the provided data.

We input the Chinese instruction dataset MingLi with 566,498 samples and English instruction dataset Tulu with 417,421 samples (mentioned in Section 5.1) into the pre-trained model, which then returns the data entropy for each input sample. Following that, we use the **K-Means** clustering method [MacQueen et al., 1967] to cluster data under various data entropy. The specific data and data entropy distribution on MindLLM-1.3B and MindLLM-3B are presented in Table 17 and Appendix B.2 respectively.

#### 5.3.2 Performance with Different Data Entropy

We abandon clusters that do not reach the threshold of 50,000 examples and randomly sample 50,000 examples from each of the remaining clusters for instruction fine-tuning. In this approach, we obtain



Cluster Category	MingLi		Tulu	
	Data Size	Data Entropy	Data Size	Data Entropy
cluster_1	31,915	1.791	31,137	1.325
cluster_2	91,557	2.221	66,280	1.877
cluster_3	104,360	2.510	89,017	2.280
cluster_4	119,499	2.761	69,790	2.676
cluster_5	107,154	3.012	62,423	3.139
cluster_6	73,062	3.293	56,136	3.606
cluster_7	33,098	3.666	33,512	4.149
cluster_8	5,853	4.365	9,126	4.979
Total	556,498	2.758	417,421	2.727

Table 17: Data entropy clustering results of MingLi and Tulu dataset on MindLLM-1.3B. Data Entropy represents the average score within this cluster of data.

5 clusters of data from both MingLi and Tulu datasets based on their data entropy. We evaluate the models’ performance trained on different clusters separately on the C-Eval (Chinese) and MMLU (English), and the zero-shot results are shown in Table 18 and Table 19. The five-shot results are shown in Appendix B.3.

Model	Cluster	STEM	Social Sciences	Humanities	Others	Avg.	Data Entropy
MindLLM-1.3B	w/o sft	26.1	25.6	26.2	24.7	25.7	1.67
	MingLi	26.3	26.9	25.7	25.1	26.2	3.37
	cluster_0	25.2	26.6	27.6	26.3	26.2	2.22
	<b>cluster_1</b>	26.2	26.4	26.7	26.5	<b>26.4</b>	2.51
	cluster_2	24.8	26.5	26.9	26.4	25.9	2.76
	cluster_3	25.0	26.3	27.0	26.2	25.9	3.01
MindLLM-3B	w/o sft	24.0	26.4	26.6	24.2	25.0	1.83
	MingLi	23.4	24.5	26.4	23.9	24.3	2.71
	cluster_0	22.6	23.8	24.2	23.8	23.4	1.93
	<b>cluster_1</b>	26.3	25.9	25.9	25.5	<b>26.0</b>	2.33
	cluster_2	24.7	24.8	25.9	24.7	24.9	2.65
	cluster_3	24.2	26.1	23.9	24.1	24.5	2.95
cluster_4	22.5	25.3	24.3	24.6	23.9	3.28	

Table 18: Zero-shot evaluation results of the 1.3B and 3B models after Chinese instruction tuning on C-Eval.

Model	Cluster	STEM	Social Sciences	Humanities	Others	Avg.	Data Entropy
MindLLM-1.3B	w/o sft	22.2	23.8	23.9	23.1	23.3	2.02
	Tulu	23.1	25.3	25.1	23.5	24.4	3.58
	cluster_0	22.2	23.1	24.5	23.5	23.5	1.88
	cluster_1	22.2	22.8	24.3	23.5	23.3	2.28
	cluster_2	24.6	24.2	24.0	22.9	23.9	2.68
	cluster_3	25.0	25.2	24.9	24.3	<b>24.8</b>	3.14
MindLLM-3B	w/o sft	24.9	24.0	25.3	24.2	24.5	1.74
	Tulu	24.5	23.5	23.9	26.8	<b>24.7</b>	1.90
	cluster_0	23.3	22.7	24.1	26.2	24.1	0.83
	cluster_1	24.4	23.7	23.7	27.0	24.6	1.24
	cluster_2	24.0	24.4	25.5	23.9	24.6	1.94
	cluster_3	23.8	23.4	24.5	26.8	24.6	2.36
cluster_4	22.7	22.1	24.1	24.2	23.4	2.84	

Table 19: Zero-shot Evaluation results of the 1.3B and 3B models after English instruction tuning on MMLU.

The data presented in Table 18 and Table 19 reveals variations in MindLLM-1.3B and MindLLM-3B zero-shot results on both C-Eval and MMLU benchmarks across different levels of average data entropy. On the C-Eval dataset, MindLLM-3B exhibits the highest performance improvement of 1%

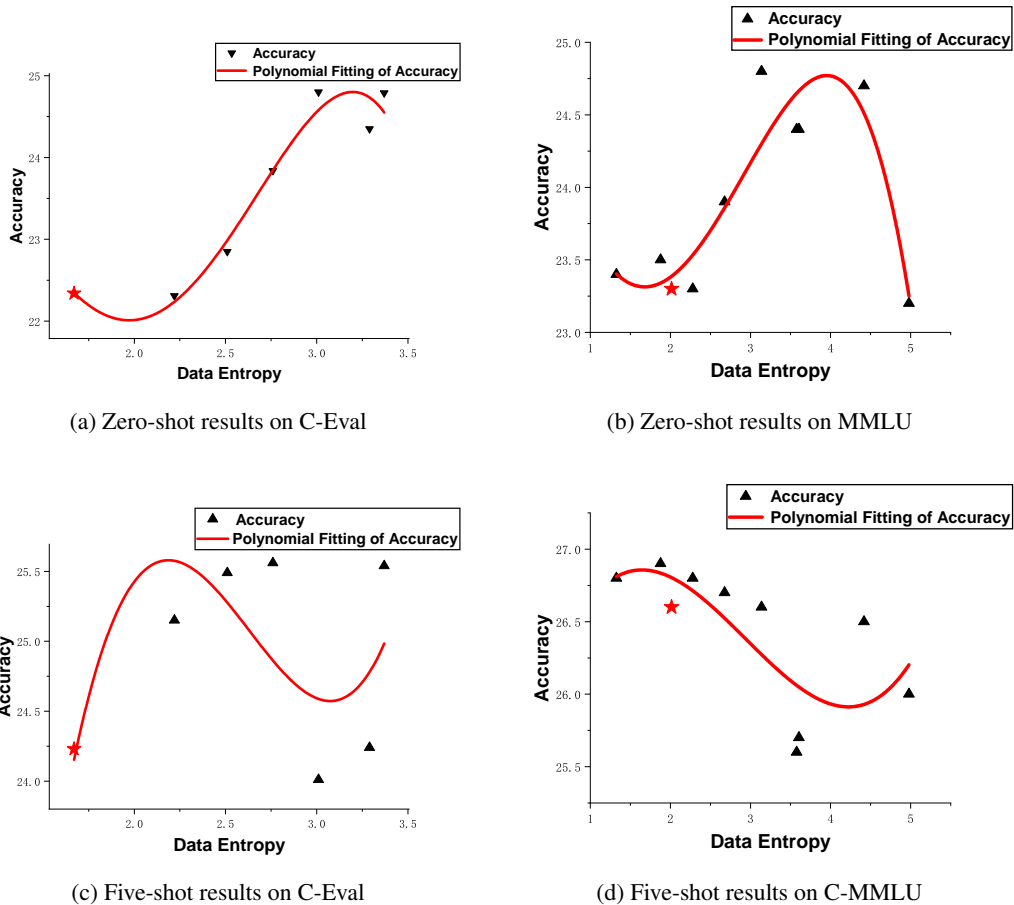


Figure 8: Different data entropy range on the accuracy of the MindLLM-1.3B model in both zero-shot and five-shot scenarios. The  $\star$  points represent the pre-training data entropy and its corresponding accuracy of the pre-trained model.

with a corresponding data entropy of 2.33, while the model’s performance decreases by 1.1% when the data entropy is 3.28 after instruction tuning. Similarly, on the MMLU dataset, MindLLM-1.3B shows a performance improvement of 1.5% when trained on data with a data entropy of 3.14, but there is no performance improvement when the data entropy is 2.28. Hence, a marked disparity is observed in the overall capability performance of the lightweight model following instruction tuning, as it pertains to various data clusters.

It is noted that the performance of MindLLM-3B on the MMLU metric contradicts our conclusions. The model did not manifest any discernible performance enhancement subsequent to instruction tuning. As we continue with the ongoing training of the MindLLM-3B model, we anticipate delivering more refined and comprehensive results in forthcoming work.

**Across different models, varying data entropy levels exhibit similar performance fluctuations.** Following instruction tuning using distinct data clusters, the lightweight model demonstrates diverse outcomes in benchmark evaluations. It is worth noting that, across multiple models and benchmarks, the data clusters exhibiting superior performance consistently reside within a specific data entropy range, and varying data entropy levels exhibit similar performance fluctuations. Recognition of this range can serve as a valuable guide for selecting high-quality instruction tuning data tailored to lightweight models.

### 5.3.3 Which Cluster Corresponds to Better Performance based on Data Entropy?

**The trend of model accuracy as data entropy changes** The patterns observed in Figure 8(a) and Figure 8(b) indicate that in the zero-shot scenario, the accuracy of the model exhibits a distinctive pattern. This pattern is characterized by an initial decline, followed by an ascent, and subsequently a further decrement. These variations in accuracy are dependent on the data entropy in proximity to the pre-training entropy (pre-training loss). The models trained on data approximate the pre-training entropy exhibit a trough in accuracy. As for the patterns observed in Figure 8(c) and Figure 8(d) in the five-shot scenario, the models trained on data around the pre-training entropy attain a relatively high level of accuracy. As data entropy expands, accuracy exhibits a gradual descent. Notably, as the data entropy continues to increase beyond that point, a slight upward trend becomes discernible.

Therefore, it becomes evident that the instruction tuning data, which significantly enhances zero-shot performance, does not correspond with the dataset primarily responsible for substantial improvements in five-shot performance. On the one hand, as we conclude in Section 5.2.3, it is challenging for lightweight models to comprehensively understand diverse instructions. In the five-shot scenario, the model may rely more on the imitation capabilities learned during the model’s pre-training stage to perform downstream tasks. As a result, the requisite instruction tuning data for five-shot scenarios diverges from that which is optimal for zero-shot scenarios. On the other hand, we conduct further analysis in Section 5.3.4 to explore the relationship between data entropy, data token count, and model performance, providing a more detailed explanation of this issue. Here, we present our conclusion:

- In zero-shot scenarios, selecting data from the range with **data entropy 1 to 1.5 higher than the pre-training entropy** results in the best performance for lightweight models. Higher or lower data entropy tend to result in a decline in model performance.
- In five-shot scenarios, selecting data from the range with **data entropy 0.5 to 1 higher than the pre-training entropy** results in the best performance for lightweight models. The model’s performance is poorest when the data entropy is in the middle range, and there is an improvement in model capabilities as the data entropy continues to increase.

### 5.3.4 The Relationship Among Model, Data Entropy, and Data Token Count

In Section 5.3.3, we present two innovative discoveries:

1. The data optimal for the instruction tuning of lightweight models can be methodically chosen within a specific data entropy range.
2. The range of data entropy conducive to enhanced model performance in the five-shot scenario is observed to be lower than that which prevails in the zero-shot scenario.

In this section, we conclude that the length of instruction tuning data has a discernible impact on the distribution of data entropy, consequently instigating fluctuations in model performance. We conduct a statistical analysis of the correspondence among data entropy, data token count, and model performance, and the results are presented in Table 20 and Table 21.

Model	Instruction	Output	Total Num.	Data Entropy	Accuracy
MindLLM-1.3B	27.8	232.9	260.6	2.22	22.3
	32.3	174.2	206.5	2.51	22.9
	30.0	174.2	204.2	2.76	23.8
	27.3	170.1	197.4	3.01	<b>24.8</b>
	25.4	154.9	180.3	3.29	24.4
MindLLM-3B	25.3	247.4	272.7	1.93	23.4
	24.5	233.6	258.1	2.33	<b>26.0</b>
	27.9	173.7	201.6	2.65	24.9
	29.7	154.1	183.8	2.95	24.5
	31.9	126.7	158.6	3.28	23.9

Table 20: The relationship between data entropy, data token count, and model performance in the Chinese dataset.

According to the results in Table 20 and Table 21, we observe that as data entropy increases, the token count of the data consistently decreases. This phenomenon is due to the nature of the pre-training

Model	Instruction	Output	Total Num.	Data Entropy	Accuracy
MindLLM-1.3B	78.9	208.4	287.3	1.88	23.5
	123.5	167.7	291.2	2.28	23.3
	135.5	89.5	225	2.68	23.9
	114.0	39.9	153.9	3.14	<b>24.8</b>
	77.7	26.5	104.2	3.61	24.4
MindLLM-3B	69.5	258.0	327.5	0.83	24.1
	65.8	243.8	309.6	1.24	<b>24.6</b>
	157.3	81.3	238.6	1.94	<b>24.6</b>
	188.1	38.8	226.9	2.36	<b>24.6</b>
	96.9	24.3	121.2	2.84	23.4

Table 21: The relationship between data data entropy, data token count, and model performance in English dataset.

stage, wherein the model is engaged in next-token prediction tasks that typically entail longer data sequences. When the data sequences become shorter, a consequent increase in data entropy values is observed.

**Explain why the selection strategy with data entropy works.** In the context of zero-shot tasks, it is observed that when the token count resides within the range of 200-250, the model frequently attains a level of performance that can be deemed satisfactory. Excessively large or small token counts tend to adversely affect the model’s performance. Our proposition posits that when the data length is excessively long, the instruction tuning data tends to be similar to the pre-training data, and it contains a substantial amount of information, which is not conducive to the lightweight model’s instruction tuning. On the other hand, when the data length is excessively short, it contains limited information, and the lightweight model may struggle to acquire significant knowledge from it. Considering that the corresponding data entropy consistently surpasses the pre-training entropy by a margin of 1-1.5 when the token count ranges from 200 to 250, the model excels in performance within this particular entropy range.

**Explain the decreased entropy range in the five-shot scenario.** For the five-shot scenario, data typically exhibits lower entropy values when contrasted with the entropy values of the zero-shot scenario. This disparity suggests that the data length is extended in the former compared to the latter. In the five-shot scenario, the input length is longer than in zero-shot scenarios, resembling the format of the continuation tasks learned during the pre-training stage. Therefore, longer data tends to yield better results during instruction tuning in the five-shot scenario and the corresponding data entropy consistently surpasses the pre-training entropy by a margin of 0.5-1.

## 6 Applications

To verify that small models can deliver outstanding performance in specific domains, we conduct explorations in the legal and financial fields. In specific domains, we observe that the model’s parameter size has a limited impact on performance. Our model’s performance surpasses that of models of comparable scale and is comparable to larger models.

### 6.1 Law

#### 6.1.1 Supervised Fine-Tuning

**Dataset and Model** We collect some publicly available legal-related data, including scenario-based question-answer pairs with legal references from LaW-GPT [Liu et al., 2023b] and a set of NLP-based legal tasks from DISC-LawLLM [Yue et al., 2023], which contains a pair instruction dataset and triplet instruction dataset. To ensure that the model retains its innate reasoning abilities and can understand human instructions, we incorporate two general instruction datasets for training, which are generated by GPT-4 with Alpaca prompts translated into Chinese by ChatGPT [Peng et al., 2023b] and are sampled from Firefly [Yang, 2023]. We conduct Supervised Fine-Tuning on the above datasets using both the 1.3B and 3B versions of MindLLM.

**Preprocessing** Given the narrower context window of the lightweight models, we apply additional length-based filtering to the combined datasets. Since the context length for MindLLM-1.3B is 1024, to ensure a fair comparison with MindLLM-3B, we tokenize the data separately using the tokenizers of both models. We then filter out samples that meet the criterion of having a token length not exceeding 450 tokens for both tokenizers.

To explore how different token lengths impact the models, we extract data separately for token lengths ranging from 200 to 300 tokens and from 300 to 450 tokens for both MindLLM-1.3B and MindLLM-3B models, ensuring an even dataset size between these length ranges. We initially train both the MindLLM-1.3B and MindLLM-3B models using data with a length not exceeding 450 tokens. Subsequently, we separately train these models using data falling within the 200 to 300 tokens range and the 300 to 450 tokens range. The final dataset statistics and models are presented in the Table 22.

Dataset	Total	<450	1.3B Tokenizer		3B Tokenizer	
			200-300	300-450	200-300	300-450
LaWGPT-Pairs	92,373	91,324	38,269	13,107	13823	359
DISC-SFT-Pair	166,758	71,128	12,791	30898	20,916	16,399
DISC-SFT-Triplet	16,000	642	21	620	370	255
Alpaca_GPT4_Zh	48,818	46,945	7,683	14,086	13,374	2,672
Firefly	60,008	60,008	6,648	8,946	8,615	2,787
Total	383,949	270,047	65,412	67,657	57,098	22,472
Training Model	-	MindLLM 1.3B&3B	MindLLM 1.3B	MindLLM 1.3B	MindLLM 3B	MindLLM 3B

Table 22: Training datasets and models. To ensure a balanced dataset size for different token lengths, we extract a smaller number of samples from the data for each tokenizer within the two length range. This approach guarantees consistent dataset sizes across various token lengths. Specifically, for the 1.3B Tokenizer, the dataset usage is 40,250 (13,107 + 12,791 + 21 + 7,683 + 6,648), while it is 22,472 for the 3B tokenizer.

## 6.1.2 Evaluation

We use a language model with a large number of parameters to evaluate the generation of our model and compare it with other models. Specifically, we use ChatGPT as the evaluator for the models’ outputs. We first evaluate MindLLMs of different sizes trained on different datasets and subsequently select the best-performing MindLLM to assess it alongside other open-source models.

**Dataset** Given the absence of a publicly available objective benchmark in the legal domain, we use a robust LLM model as an evaluator to assess the inference results of our models. We extract 100 multi-turn legal consultation dialogues generated by ChatGPT based on reference legal statutes from a publicly available dataset [Huang et al., 2023c] for evaluation.

**Method** In our observation, when ChatGPT is tasked with scoring model outputs on a scale of 1 to 5, the resulting score distribution exhibits striking similarity with limited discernibility. This phenomenon persists whether scoring is conducted for individual model outputs or multiple outputs simultaneously. Consequently, we are contemplating the utilization of ChatGPT for result ranking. While inherently more subjective than scoring, this approach has the potential to harness the capabilities of large language models more effectively. The English version of the prompt we provide to ChatGPT is as follows:

```

Here is a conversation between a customer and a lawyer:
{dialog}

Now there are multiple responses generated by different models to the first query of the customer:
{models_responses}

Please refer to the conversation between the customer and the lawyer, and provide a combined ranking
of the responses from the various models based on the following three aspects, along with a brief
explanation of the reasons:
1. Accuracy: The content and semantics of the model’s response should align with the reference
conversation and accurately reference relevant legal statutes or regulations.
2. Completeness: The model’s response should not omit any details present in the reference
conversation.
3. Clarity: The model’s response should demonstrate a rigorous and clear legal logical analysis, with
well-structured and coherent sentences.

Please provide the following format for the ranking and explanations:
Ranking Results: Model Name > Model Name > Model Name
Reasons:

```

where {dialog} represents the multi-turn conversation between the customer and the lawyer, and {models\_responses} represents responses generated by different models. The prompt requests ChatGPT to provide reasons to offer a more robust and reliable foundation for the ranking results.

**Elo Rating System** The Elo rating system is a mathematical method used to assess the relative skills of participants in competitive games. Taking participants A and B as an example, the scoring update formula for A is as follows:

$$New\_Score = Old\_Score + 32 * (Game\_Result - Expected\_Result), \tag{2}$$

$$Game\_Result = \begin{cases} 1, & \text{if } A > B \\ 0, & \text{if } B > A \end{cases}, \tag{3}$$

$$Expected\_Result = \frac{1}{1 + 10^{(S_B - S_A)/400}}, \tag{4}$$

where  $S_A$  and  $S_B$  represent the scores of A and B, and the initial score is set to 1500.

ChatGPT provides an overall ranking and reasoning for each sample across  $n$  models, from which we only extract the ranking information. Since Elo scoring necessitates results from comparison between two participants, we transform the overall rankings of  $n$  models into pairwise comparisons for  $C(n, 2)$  model combinations, where  $C(n, 2) = n! / (2 * (n - 2)!)$ . For each model combination, we update the scores separately once.

### 6.1.3 Results and Analysis

We first assess the training results of MindLLM of different sizes on various datasets. After obtaining the best-performing model, we evaluate this model alongside other open-source models, including two general models: ChatGLM2-6B [Du et al., 2022a] and Baichuan2-7B-Chat [Baichuan, 2023], three models finetuned with our dataset: Bloom [Scao et al., 2022], GPT-Neo [Black et al., 2021] and Open-LLaMA [Geng and Liu, 2023], as well as three models specifically adapted for the legal domain: DISC-LawLLM [Yue et al., 2023], ChatLaw [Cui et al., 2023c], and Lawyer-LLama [Huang et al., 2023c]. Additionally, we apply SFT to Bloom [Scao et al., 2022] and GPT-Neo [Black et al., 2021] using the same dataset as the best model from MindLLM.

Model Size	Dataset Length	Dataset Number	Elo Score
3B	<450	270k	1668
3B	300-450	22k	1630
1.3B	200-300	40k	1572
1.3B	300-450	40k	1457
3B	200-300	22k	1361
1.3B	<450	270k	1337

Table 23: Elo rating results for MindLLM of different sizes on various datasets.

Open-source Model	Model Size	Elo Score
ChatGLM2	6B	2329
Lawyer-Llama	13B	2153
ChatLaw	13B	2000
DISC-LawLLM	13B	1842
<b>MindLLM-Law</b>	3B	1623
Baichuan2-Chat	7B	1616
Bloom	1.7B	1326
Bloom	3B	1187
GPT-Neo	1.3B	1024
GPT-Neo	2.7B	902
Open-LLaMA	7B	623

Table 24: Elo rating results for the comparison of Mind-Law with other open-source models.

Table 23 shows the Elo rating results for MindLLM models of varying sizes trained on datasets with different lengths. Notably, MindLLM-3B, trained on a maximum of 270k data, attains the highest score, whereas MindLLM-1.3B, utilizing the same dataset, ranks the lowest. This observation hints at the possibility that, for models with smaller parameter sizes, an excess of training data could lead to overfitting, resulting in a decline in overall performance.

Furthermore, when considering datasets of varying lengths, MindLLM-3B exhibits superior performance when trained on data falling within the 300 to 450 token range, in contrast to its performance with data ranging from 200 to 300 tokens. Conversely, MindLLM-1.3B shows improved performance with shorter-length datasets. This phenomenon underscores the notion that models with larger parameter sizes tend to adapt more effectively to longer training data, while smaller models excel when dealing with shorter-length datasets, likely due to their narrower context windows.

We designate MindLLM-3B, trained on datasets with a length not exceeding 450 tokens, as our premier legal model, named MindLLM-Law. Subsequently, we apply SFT on Bloom, GPT-Neo and Open-LLaMA using the same dataset. Additionally, we fine-tune Open-LLaMA using the LoRA [Hu et al., 2022] method. The conclusive comparative results can be found in Table 24. While it’s evident that our model MindLLM-Law hasn’t surpassed those with 13B parameters and ChatGLM2-6B, it does outperform Baichuan2-7B-Chat, fine-tuned Open-LLaMA-7B, and models with equivalent or smaller parameter sizes. This highlights the strong domain adaptability of our MindLLM, enabling it to achieve performance comparable to models with larger parameter sizes.

## 6.2 Finance

The finance industry has been greatly impacted by the use of large-scale models. Sentiment analysis has become a crucial tool for revealing opinions expressed in financial articles, news, and social media, shaping market understanding. This paper presents an empirical study that aims to validate the performance of our sentiment classification model, specifically designed for the financial domain. The study utilizes a sentiment classification dataset consisting of financial text data.

	Begin Date	End Date	Total Num	Datasize
Train Dataset	2011-05-13	2022-12-31	508,138	320,000
Test Dataset	2023-01-01	2023-08-31	113,247	20,000

Table 25: Finance Dataset. The data from EastMoney was collected via web crawling spanning the time period from 2011-05-13 to 2023-08-31. The dataset is then partitioned into a training dataset and a test dataset based on 2023-01-01.

### 6.2.1 Dataset

Based on the research objectives, EastMoney<sup>6</sup> is selected as the data source for this study. As one of the largest and most influential financial and securities portal websites in China, EastMoney

<sup>6</sup><https://www.eastmoney.com/default.html>

Model	Training Method	Data Size	Accuracy	Training Method	Data Size	Accuracy
BaiChuan-7B-chat	-	-	50.69% (+31.35%)	-	-	19.34%
<b>MindLLM-1.3B</b>	COT	25k	47.79%(+27.81%)	SFT	320k	19.98%
<b>MindLLM-3B</b>	COT	25k	46.40%(+26.28%)	SFT	320k	20.12%
Bloom-3B	COT	25k	45.93% (+24.14%)	SFT	320k	21.79%
ChatGLM2-6b	-	-	45.79% (+25.75%)	-	-	20.04%
Open-LLaMA-3B	COT	25k	30.28% (+10.17%)	SFT	320k	20.11%
Open-LLaMA-7B	COT	25k	28.38% (+8.38%)	SFT	320k	20.00%

Table 26: Accuracy for the comparison of MindLLM-1.3B and 3B with other open-source models on Finance Dataset.

encompasses a wide range of financial information and economic news, encompassing finance, stocks, funds, futures, bonds, foreign exchange, banking, and insurance, across various financial sectors. In order to obtain the necessary data for our research, we follow Yang et al. [2023c] and conduct web crawling of the EastMoney website’s content spanning from May 13, 2011, to January 1, 2022. The initial training dataset comprises a total of 508,138 records. Following this, we narrow down the test dataset to the period between January 1, 2023, and August 31, 2023, containing a total of 113,247 records.

**Preprocessing and Training** In this study, we format the financial sentiment dataset into a text classification task, where the input consists of financial news, and the output comprises labels corresponding to five categories: positive, negative, neutral, very negative, and very positive.

We perform the following data preprocessing steps. Firstly, we utilize the stock price fluctuations as labels for news content, categorizing them into five classes. Secondly, we conduct data sampling from the complete dataset. Due to the imbalance in the classification data, we select the label with the smallest quantity as the reference point and randomly sample an equal number of records from the remaining categories. As a result, we obtain a final training dataset consisting of 320,000 records and a testing dataset containing 20,000 records.

Finally, we conduct training on the dataset using two distinct training methods, each utilizing specific templates. The first method referred to as **SFT**, exclusively employs the supervised fine-tuning method with Template 1 for training the financial sentiment classification dataset. In contrast, we introduce a novel distillation method, named **COT**, in the second method to enhance the capabilities of smaller models. Specifically, we incorporate the extraction of rationales, denoted as *Reason* in Template 2, from large language models, such as ChatGPT, as supplementary information to train our model.

```

Template 1:
### Instruction: What is the sentiment category of the following news? Answer category: {very
negative/negative/neutral/positive/very positive}.
### Input: [Finance News]
### Response: [Category].

Template 2:
### Instruction: Please answer the viewpoint of this news article. News: [Finance News]
### Input: [Reason]
### Response: [Category].

```

## 6.2.2 Results and Analysis

In this study, to validate the performance of our model, we conduct experiments with other open-source models, such as BaiChuan-7B-chat[Yang et al., 2023b], ChatGLM2-6b[Du et al., 2022b], Open-LLaMA-3B and 7B[Geng and Liu, 2023], and Bloom-3B [Scao et al., 2022]. We employ the identical training method as our model for the Bloom-3B and Open-LLaMA-3B and 7B model, i.e., SFT and COT respectively, while we directly apply the inference abilities of BaiChuan-7B-chat and ChatGLM2-6b, due to their capability of following instructions. Detailed experimental results can be found in Table 26.



Although the Bloom3b model shows fairly good performance after SFT, with an accuracy of 21.79%, the MindLLM-1.3B and 3B models exhibit superior performance over models of similar scale and outperform ChatGLM2-6B and Open-LLaMA-7B following COT, achieving accuracy of 47.79% and 46.40% respectively. Furthermore, MindLLM-1.3B and 3B achieve performance competitive with BaiChuan-7B-chat. Moreover, our research results indicate that enhancing MindLLM-1.3B and 3B with supplementary auxiliary information can significantly improve performance. For instance, the utilization of COT training on MindLLM-1.3B and 3B yields a notable enhancement in accuracy, exhibiting an impressive boost of 27.81% and 26.28% respectively, in comparison to its SFT counterpart.

## 7 Conclusion

In this paper, we have introduced MindLLM, a novel series of lightweight large language models, featuring 1.3 billion and 3.1 billion parameters. These models have not only proven their competitiveness when compared to existing open-source language models with much larger parameter counts but have also surpassed some of these larger models in performance. We have provided a comprehensive exposition of the methods and techniques employed in the development of our models, with a particular focus on the innovative instruction tuning framework, which has significantly enhanced the specific capabilities of our lightweight models. Furthermore, we have also integrated our models into different domains, showcasing their remarkable flexibility in adapting to specific applications. Our work contributes valuable experience and empirical evidence that underscores the feasibility of creating lightweight large language models for agile adoption within specific domains, an endeavor of great significance for developers and researchers working with limited resources. Ultimately, our work represents a significant step towards lightweight large language models in the era of large language models, offering new insights and opportunities in this field.

## References

- Jacob Devlin Ming-Wei Chang Kenton and Lee Kristina Toutanova. Bert: Pre-training of deep bidirectional transformers for language understanding. In *Proceedings of NAACL-HLT*, pages 4171–4186, 2019.
- Alec Radford, Karthik Narasimhan, Tim Salimans, Ilya Sutskever, et al. Improving language understanding by generative pre-training. 2018.
- Tom Brown, Benjamin Mann, Nick Ryder, Melanie Subbiah, Jared D Kaplan, Prafulla Dhariwal, Arvind Neelakantan, Pranav Shyam, Girish Sastry, Amanda Askell, et al. Language models are few-shot learners. *Advances in neural information processing systems*, 33:1877–1901, 2020.
- Aakanksha Chowdhery, Sharan Narang, Jacob Devlin, Maarten Bosma, Gaurav Mishra, Adam Roberts, Paul Barham, Hyung Won Chung, Charles Sutton, Sebastian Gehrmann, et al. Palm: Scaling language modeling with pathways. *arXiv preprint arXiv:2204.02311*, 2022.
- OpenAI. Introducing chatgpt. *Blog post*, a. URL [openai.com/blog/chatgpt](https://openai.com/blog/chatgpt).
- OpenAI. Gpt-4 technical report. *arXiv preprint arXiv:2303.08774*, b.
- Rohan Anil, Andrew M Dai, Orhan Firat, Melvin Johnson, Dmitry Lepikhin, Alexandre Passos, Siamak Shakeri, Emanuel Taropa, Paige Bailey, Zhifeng Chen, et al. Palm 2 technical report. *arXiv preprint arXiv:2305.10403*, 2023.
- Hugo Touvron, Thibaut Lavril, Gautier Izacard, Xavier Martinet, Marie-Anne Lachaux, Timothée Lacroix, Baptiste Rozière, Naman Goyal, Eric Hambro, Faisal Azhar, et al. Llama: Open and efficient foundation language models. *arXiv preprint arXiv:2302.13971*, 2023a.
- Guilherme Penedo, Quentin Malartic, Daniel Hesslow, Ruxandra Cojocaru, Alessandro Cappelli, Hamza Alobeidli, Baptiste Pannier, Ebtesam Almazrouei, and Julien Launay. The refinedweb dataset for falcon llm: outperforming curated corpora with web data, and web data only. *arXiv preprint arXiv:2306.01116*, 2023a.

- Aiyuan Yang, Bin Xiao, Bingning Wang, Borong Zhang, Chao Yin, Chenxu Lv, Da Pan, Dian Wang, Dong Yan, Fan Yang, et al. Baichuan 2: Open large-scale language models. *arXiv preprint arXiv:2309.10305*, 2023a.
- Jason Wei, Yi Tay, Rishi Bommasani, Colin Raffel, Barret Zoph, Sebastian Borgeaud, Dani Yogatama, Maarten Bosma, Denny Zhou, Donald Metzler, et al. Emergent abilities of large language models. *arXiv preprint arXiv:2206.07682*, 2022a.
- Suriya Gunasekar, Yi Zhang, Jyoti Aneja, Caio César Teodoro Mendes, Allie Del Giorno, Sivakanth Gopi, Mojan Javaheripi, Piero Kauffmann, Gustavo de Rosa, Olli Saarikivi, et al. Textbooks are all you need. *arXiv preprint arXiv:2306.11644*, 2023.
- Jianlin Su, Yu Lu, Shengfeng Pan, Ahmed Murtadha, Bo Wen, and Yunfeng Liu. Reformer: Enhanced transformer with rotary position embedding. *arXiv preprint arXiv:2104.09864*, 2021.
- Tri Dao. Flashattention-2: Faster attention with better parallelism and work partitioning. *arXiv preprint arXiv:2307.08691*, 2023.
- Matthias De Lange, Rahaf Aljundi, Marc Masana, Sarah Parisot, Xu Jia, Ales Leonardis, Gregory G. Slabaugh, and Tinne Tuytelaars. A continual learning survey: Defying forgetting in classification tasks. *IEEE Trans. Pattern Anal. Mach. Intell.*, 44(7):3366–3385, 2022. doi: 10.1109/TPAMI.2021.3057446. URL <https://doi.org/10.1109/TPAMI.2021.3057446>.
- Dan Hendrycks, Collin Burns, Steven Basart, Andy Zou, Mantas Mazeika, Dawn Song, and Jacob Steinhardt. Measuring massive multitask language understanding. In *9th International Conference on Learning Representations, ICLR 2021, Virtual Event, Austria, May 3-7, 2021*. OpenReview.net, 2021a. URL <https://openreview.net/forum?id=d7KBjmI3GmQ>.
- Wanjun Zhong, Ruixiang Cui, Yiduo Guo, Yaobo Liang, Shuai Lu, Yanlin Wang, Amin Saied, Weizhu Chen, and Nan Duan. Agieval: A human-centric benchmark for evaluating foundation models. *CoRR*, abs/2304.06364, 2023. doi: 10.48550/arXiv.2304.06364. URL <https://doi.org/10.48550/arXiv.2304.06364>.
- MosaicML NLP Team. Introducing mpt-7b: A new standard for open-source, commercially usable llms, 2023a. URL [www.mosaicml.com/blog/mpt-7b](http://www.mosaicml.com/blog/mpt-7b). Accessed: 2023-05-05.
- Tianxiang Sun, Xiaotian Zhang, Zhengfu He, Peng Li, Qinyuan Cheng, Hang Yan, Xiangyang Liu, Yunfan Shao, Qiong Tang, Xingjian Zhao, Ke Chen, Yining Zheng, Zhejiang Zhou, Ruixiao Li, Jun Zhan, Yunhua Zhou, Linyang Li, Xiaogui Yang, Lingling Wu, Zhangyue Yin, Xuanjing Huang, and Xipeng Qiu. Moss: Training conversational language models from synthetic data. 2023.
- Tevan Le Scao, Angela Fan, Christopher Akiki, Ellie Pavlick, Suzana Ilic, Daniel Hesslow, Roman Castagné, Alexandra Sasha Luccioni, François Yvon, Matthias Gallé, Jonathan Tow, Alexander M. Rush, Stella Biderman, Albert Webson, Pawan Sasanka Ammanamanchi, Thomas Wang, Benoît Sagot, Niklas Muennighoff, Albert Villanova del Moral, Olatunji Ruwase, Rachel Bawden, Stas Bekman, Angelina McMillan-Major, Iz Beltagy, Huu Nguyen, Lucile Saulnier, Samson Tan, Pedro Ortiz Suarez, Victor Sanh, Hugo Laurençon, Yacine Jernite, Julien Launay, Margaret Mitchell, Colin Raffel, Aaron Gokaslan, Adi Simhi, Aitor Soroa, Alham Fikri Aji, Amit Alfassy, Anna Rogers, Ariel Kreisberg Nitzav, Canwen Xu, Chenghao Mou, Chris Emezue, Christopher Klamm, Colin Leong, Daniel van Strien, David Ifeoluwa Adelani, and et al. BLOOM: A 176b-parameter open-access multilingual language model. *CoRR*, abs/2211.05100, 2022. doi: 10.48550/arXiv.2211.05100. URL <https://doi.org/10.48550/arXiv.2211.05100>.
- Guilherme Penedo, Quentin Malartic, Daniel Hesslow, Ruxandra Cojocaru, Alessandro Cappelli, Hamza Alobeidli, Baptiste Pannier, Ebtesam Almazrouei, and Julien Launay. The RefinedWeb dataset for Falcon LLM: outperforming curated corpora with web data, and web data only. *arXiv preprint arXiv:2306.01116*, 2023b. URL <https://arxiv.org/abs/2306.01116>.
- Yuzhen Huang, Yuzhuo Bai, Zhihao Zhu, Junlei Zhang, Jinghan Zhang, Tangjun Su, Junteng Liu, Chuancheng Lv, Yikai Zhang, Jiayi Lei, Yao Fu, Maosong Sun, and Junxian He. C-eval: A multi-level multi-discipline chinese evaluation suite for foundation models. *CoRR*, abs/2305.08322, 2023a. doi: 10.48550/arXiv.2305.08322. URL <https://doi.org/10.48550/arXiv.2305.08322>.

- Haonan Li, Yixuan Zhang, Fajri Koto, Yifei Yang, Hai Zhao, Yeyun Gong, Nan Duan, and Timothy Baldwin. CMMLU: measuring massive multitask language understanding in chinese. *CoRR*, abs/2306.09212, 2023a. doi: 10.48550/arXiv.2306.09212. URL <https://doi.org/10.48550/arXiv.2306.09212>.
- Xinyang Geng and Hao Liu. Openllama: An open reproduction of llama, May 2023. URL [https://github.com/openlm-research/open\\_llama](https://github.com/openlm-research/open_llama).
- Baichuan. Baichuan 2: Open large-scale language models. *arXiv preprint arXiv:2309.10305*, 2023. URL <https://arxiv.org/abs/2309.10305>.
- Hugo Touvron, Louis Martin, Kevin Stone, Peter Albert, Amjad Almahairi, Yasmine Babaei, Nikolay Bashlykov, Soumya Batra, Prajjwal Bhargava, Shruti Bhosale, Dan Bikel, Lukas Blecher, Cristian Canton-Ferrer, Moya Chen, Guillem Cucurull, David Esiobu, Jude Fernandes, Jeremy Fu, Wenyin Fu, Brian Fuller, Cynthia Gao, Vedanuj Goswami, Naman Goyal, Anthony Hartshorn, Saghar Hosseini, Rui Hou, Hakan Inan, Marcin Kardas, Viktor Kerkez, Madian Khabsa, Isabel Kloumann, Artem Korenev, Punit Singh Koura, Marie-Anne Lachaux, Thibaut Lavril, Jenya Lee, Diana Liskovich, Yinghai Lu, Yuning Mao, Xavier Martinet, Todor Mihaylov, Pushkar Mishra, Igor Molybog, Yixin Nie, Andrew Poulton, Jeremy Reizenstein, Rashi Rungta, Kalyan Saladi, Alan Schelten, Ruan Silva, Eric Michael Smith, Ranjan Subramanian, Xiaoqing Ellen Tan, Binh Tang, Ross Taylor, Adina Williams, Jian Xiang Kuan, Puxin Xu, Zheng Yan, Iliyan Zarov, Yuchen Zhang, Angela Fan, Melanie Kambadur, Sharan Narang, Aurélien Rodriguez, Robert Stojnic, Sergey Edunov, and Thomas Scialom. Llama 2: Open foundation and fine-tuned chat models. *CoRR*, abs/2307.09288, 2023b. doi: 10.48550/arXiv.2307.09288. URL <https://doi.org/10.48550/arXiv.2307.09288>.
- Zhengxiao Du, Yujie Qian, Xiao Liu, Ming Ding, Jiezhong Qiu, Zhilin Yang, and Jie Tang. Glm: General language model pretraining with autoregressive blank infilling. In *Proceedings of the 60th Annual Meeting of the Association for Computational Linguistics (Volume 1: Long Papers)*, pages 320–335, 2022a.
- Yiming Cui, Ziqing Yang, and Xin Yao. Efficient and effective text encoding for chinese llama and alpaca. *arXiv preprint arXiv:2304.08177*, 2023a. URL <https://arxiv.org/abs/2304.08177>.
- Leo Gao, Stella Biderman, Sid Black, Laurence Golding, Travis Hoppe, Charles Foster, Jason Phang, Horace He, Anish Thite, Noa Nabeshima, et al. The pile: An 800gb dataset of diverse text for language modeling. *arXiv preprint arXiv:2101.00027*, 2020.
- Sha Yuan, Hanyu Zhao, Zhengxiao Du, Ming Ding, Xiao Liu, Yukuo Cen, Xu Zou, Zhilin Yang, and Jie Tang. Wudaocorpora: A super large-scale chinese corpora for pre-training language models. *AI Open*, 2:65–68, 2021.
- Jordan Hoffmann, Sebastian Borgeaud, Arthur Mensch, Elena Buchatskaya, Trevor Cai, Eliza Rutherford, Diego de Las Casas, Lisa Anne Hendricks, Johannes Welbl, Aidan Clark, et al. An empirical analysis of compute-optimal large language model training. *Advances in Neural Information Processing Systems*, 35:30016–30030, 2022.
- Tom Henighan, Jared Kaplan, Mor Katz, Mark Chen, Christopher Hesse, Jacob Jackson, Heewoo Jun, Tom B Brown, Prafulla Dhariwal, Scott Gray, et al. Scaling laws for autoregressive generative modeling. *arXiv preprint arXiv:2010.14701*, 2020.
- Raymond Li, Loubna Ben Allal, Yangtian Zi, Niklas Muennighoff, Denis Kocetkov, Chenghao Mou, Marc Marone, Christopher Akiki, Jia Li, Jenny Chim, et al. Starcoder: may the source be with you! *arXiv preprint arXiv:2305.06161*, 2023b.
- Ross Taylor, Marcin Kardas, Guillem Cucurull, Thomas Scialom, Anthony Hartshorn, Elvis Saravia, Andrew Poulton, Viktor Kerkez, and Robert Stojnic. Galactica: A large language model for science. *arXiv preprint arXiv:2211.09085*, 2022.
- Sang Michael Xie, Hieu Pham, Xuanyi Dong, Nan Du, Hanxiao Liu, Yifeng Lu, Percy Liang, Quoc V Le, Tengyu Ma, and Adams Wei Yu. Doremi: Optimizing data mixtures speeds up language model pretraining. *arXiv preprint arXiv:2305.10429*, 2023.

- Yujia Li, David Choi, Junyoung Chung, Nate Kushman, Julian Schrittwieser, Rémi Leblond, Tom Eccles, James Keeling, Felix Gimeno, Agustin Dal Lago, et al. Competition-level code generation with alphacode. *Science*, 378(6624):1092–1097, 2022a.
- Mark Chen, Jerry Tworek, Heewoo Jun, Qiming Yuan, Henrique Ponde de Oliveira Pinto, Jared Kaplan, Harri Edwards, Yuri Burda, Nicholas Joseph, Greg Brockman, et al. Evaluating large language models trained on code. *arXiv preprint arXiv:2107.03374*, 2021.
- Baptiste Rozière, Jonas Gehring, Fabian Gloeckle, Sten Sootla, Itai Gat, Xiaoqing Ellen Tan, Yossi Adi, Jingyu Liu, Tal Remez, Jérémy Rapin, et al. Code llama: Open foundation models for code. *arXiv preprint arXiv:2308.12950*, 2023.
- Mayee F Chen, Nicholas Roberts, Kush Bhatia, Jue Wang, Ce Zhang, Frederic Sala, and Christopher Ré. Skill-it! a data-driven skills framework for understanding and training language models. *arXiv preprint arXiv:2307.14430*, 2023.
- Jimmy Lei Ba, Jamie Ryan Kiros, and Geoffrey E Hinton. Layer normalization. *arXiv preprint arXiv:1607.06450*, 2016.
- Biao Zhang and Rico Sennrich. Root mean square layer normalization. *Advances in Neural Information Processing Systems*, 32, 2019.
- Hongyu Wang, Shuming Ma, Li Dong, Shaohan Huang, Dongdong Zhang, and Furu Wei. Deepnet: Scaling transformers to 1,000 layers. *arXiv preprint arXiv:2203.00555*, 2022a.
- Tri Dao, Dan Fu, Stefano Ermon, Atri Rudra, and Christopher Ré. Flashattention: Fast and memory-efficient exact attention with io-awareness. *Advances in Neural Information Processing Systems*, 35:16344–16359, 2022.
- Noam Shazeer. Glu variants improve transformer. *arXiv preprint arXiv:2002.05202*, 2020.
- Yusuxke Shibata, Takuya Kida, Shuichi Fukamachi, Masayuki Takeda, Ayumi Shinohara, Takeshi Shinohara, and Setsuo Arikawa. Byte pair encoding: A text compression scheme that accelerates pattern matching. 1999.
- Taku Kudo and John Richardson. Sentencepiece: A simple and language independent subword tokenizer and detokenizer for neural text processing. *arXiv preprint arXiv:1808.06226*, 2018a.
- Ashish Vaswani, Noam Shazeer, Niki Parmar, Jakob Uszkoreit, Llion Jones, Aidan N Gomez, Łukasz Kaiser, and Illia Polosukhin. Attention is all you need. *Advances in neural information processing systems*, 30, 2017.
- Rewon Child, Scott Gray, Alec Radford, and Ilya Sutskever. Generating long sequences with sparse transformers. *arXiv preprint arXiv:1904.10509*, 2019.
- Dan Hendrycks and Kevin Gimpel. Bridging nonlinearities and stochastic regularizers with gaussian error linear units. *arXiv preprint arXiv:1606.08415*, 2016.
- Taku Kudo and John Richardson. Sentencepiece: A simple and language independent subword tokenizer and detokenizer for neural text processing. In Eduardo Blanco and Wei Lu, editors, *Proceedings of the 2018 Conference on Empirical Methods in Natural Language Processing, EMNLP 2018: System Demonstrations, Brussels, Belgium, October 31 - November 4, 2018*, pages 66–71. Association for Computational Linguistics, 2018b. doi: 10.18653/v1/d18-2012. URL <https://doi.org/10.18653/v1/d18-2012>.
- Thomas Wolf, Lysandre Debut, Victor Sanh, Julien Chaumond, Clement Delangue, Anthony Moi, Pierric Cistac, Tim Rault, Rémi Louf, Morgan Funtowicz, Joe Davison, Sam Shleifer, Patrick von Platen, Clara Ma, Yacine Jernite, Julien Plu, Canwen Xu, Teven Le Scao, Sylvain Gugger, Mariama Drame, Quentin Lhoest, and Alexander M. Rush. Transformers: State-of-the-art natural language processing. In *Proceedings of the 2020 Conference on Empirical Methods in Natural Language Processing: System Demonstrations*, pages 38–45, Online, October 2020. Association for Computational Linguistics. URL <https://www.aclweb.org/anthology/2020.emnlp-demos.6>.

- Jeff Rasley, Samyam Rajbhandari, Olatunji Ruwase, and Yuxiong He. Deepspeed: System optimizations enable training deep learning models with over 100 billion parameters. In *Proceedings of the 26th ACM SIGKDD International Conference on Knowledge Discovery & Data Mining*, KDD '20, page 3505–3506, New York, NY, USA, 2020. Association for Computing Machinery. ISBN 9781450379984. doi: 10.1145/3394486.3406703. URL <https://doi.org/10.1145/3394486.3406703>.
- Samyam Rajbhandari, Jeff Rasley, Olatunji Ruwase, and Yuxiong He. Zero: Memory optimizations toward training trillion parameter models. In *Proceedings of the International Conference for High Performance Computing, Networking, Storage and Analysis*, SC '20. IEEE Press, 2020. ISBN 9781728199986.
- Ilya Loshchilov and Frank Hutter. Decoupled weight decay regularization. In *7th International Conference on Learning Representations, ICLR 2019, New Orleans, LA, USA, May 6-9, 2019*. OpenReview.net, 2019. URL <https://openreview.net/forum?id=Bkg6RiCqY7>.
- Yiming Cui, Ziqing Yang, and Xin Yao. Efficient and effective text encoding for chinese llama and alpaca. *arXiv preprint arXiv:2304.08177*, 2023b.
- Waseem AlShikh, Manhal Daaboul, Kirk Goddard, Brock Imel, Kiran Kamble, Parikshith Kulkarni, and Melisa Russak. Becoming self-instruct: introducing early stopping criteria for minimal instruct tuning. *CoRR*, abs/2307.03692, 2023. doi: 10.48550/arXiv.2307.03692. URL <https://doi.org/10.48550/arXiv.2307.03692>.
- Aiyuan Yang, Bin Xiao, Bingning Wang, Borong Zhang, Ce Bian, Chao Yin, Chenxu Lv, Da Pan, Dian Wang, Dong Yan, Fan Yang, Fei Deng, Feng Wang, Feng Liu, Guangwei Ai, Guosheng Dong, Haizhou Zhao, Hang Xu, Haoze Sun, Hongda Zhang, Hui Liu, Jiaming Ji, Jian Xie, Juntao Dai, Kun Fang, Lei Su, Liang Song, Lifeng Liu, Liyun Ru, Luyao Ma, Mang Wang, Mickel Liu, MingAn Lin, Nuolan Nie, Peidong Guo, Ruiyang Sun, Tao Zhang, Tianpeng Li, Tianyu Li, Wei Cheng, Weipeng Chen, Xiangrong Zeng, Xiaochuan Wang, Xiaoxi Chen, Xin Men, Xin Yu, Xuehai Pan, Yanjun Shen, Yiding Wang, Yiyu Li, Youxin Jiang, Yuchen Gao, Yupeng Zhang, Zenan Zhou, and Zhiying Wu. Baichuan 2: Open large-scale language models. *CoRR*, abs/2309.10305, 2023b. doi: 10.48550/arXiv.2309.10305. URL <https://doi.org/10.48550/arXiv.2309.10305>.
- Leo Gao, Jonathan Tow, Stella Biderman, Charles Lovering, Jason Phang, Anish Thite, Fazz, Niklas Muennighoff, Thomas Wang, sdtblck, ttyuntian, researcher2, Zdeněk Kasner, Khalid Almubarak, Jeffrey Hsu, Pawan Sasanka Ammanamanchi, Dirk Groeneveld, Eric Tang, Charles Foster, kkawamu1, xagi dev, uyhcire, Andy Zou, Ben Wang, Jordan Clive, igor0, Kevin Wang, Nicholas Kross, Fabrizio Milo, and silentv0x. Eleutherai/lm-evaluation-harness: v0.3.0, December 2022. URL <https://doi.org/10.5281/zenodo.7413426>.
- OpenCompass Contributors. Opencompass: A universal evaluation platform for foundation models. <https://github.com/open-compass/opencompass>, 2023.
- Petru Soviany, Radu Tudor Ionescu, Paolo Rota, and Nicu Sebe. Curriculum learning: A survey. *Int. J. Comput. Vis.*, 130(6):1526–1565, 2022. doi: 10.1007/s11263-022-01611-x. URL <https://doi.org/10.1007/s11263-022-01611-x>.
- Stephanie Chan, Adam Santoro, Andrew K. Lampinen, Jane Wang, Aaditya Singh, Pierre H. Richemond, James L. McClelland, and Felix Hill. Data distributional properties drive emergent in-context learning in transformers. In *NeurIPS*, 2022. URL [http://papers.nips.cc/paper\\_files/paper/2022/hash/77c6ccacfd9962e2307fc64680fc5ace-Abstract-Conference.html](http://papers.nips.cc/paper_files/paper/2022/hash/77c6ccacfd9962e2307fc64680fc5ace-Abstract-Conference.html).
- Sang Michael Xie, Aditi Raghunathan, Percy Liang, and Tengyu Ma. An explanation of in-context learning as implicit bayesian inference. In *The Tenth International Conference on Learning Representations, ICLR 2022, Virtual Event, April 25-29, 2022*. OpenReview.net, 2022. URL <https://openreview.net/forum?id=RdJVfChjUMI>.
- Sid Black, Leo Gao, Phil Wang, Connor Leahy, and Stella Biderman. GPT-Neo: Large Scale Autoregressive Language Modeling with Mesh-Tensorflow, March 2021. URL <https://doi.org/10.5281/zenodo.5297715>. If you use this software, please cite it using these metadata.

- Ben Wang and Aran Komatsuzaki. GPT-J-6B: A 6 Billion Parameter Autoregressive Language Model. <https://github.com/kingoflolz/mesh-transformer-jax>, May 2021.
- Karl Cobbe, Vineet Kosaraju, Mohammad Bavarian, Mark Chen, Heewoo Jun, Lukasz Kaiser, Matthias Plappert, Jerry Tworek, Jacob Hilton, Reiichiro Nakano, Christopher Hesse, and John Schulman. Training verifiers to solve math word problems. *CoRR*, abs/2110.14168, 2021. URL <https://arxiv.org/abs/2110.14168>.
- Rowan Zellers, Ari Holtzman, Yonatan Bisk, Ali Farhadi, and Yejin Choi. Hellaswag: Can a machine really finish your sentence? In Anna Korhonen, David R. Traum, and Lluís Màrquez, editors, *Proceedings of the 57th Conference of the Association for Computational Linguistics, ACL 2019, Florence, Italy, July 28- August 2, 2019, Volume 1: Long Papers*, pages 4791–4800. Association for Computational Linguistics, 2019. doi: 10.18653/v1/p19-1472. URL <https://doi.org/10.18653/v1/p19-1472>.
- Keisuke Sakaguchi, Ronan Le Bras, Chandra Bhagavatula, and Yejin Choi. Winogrande: An adversarial winograd schema challenge at scale. In *The Thirty-Fourth AAAI Conference on Artificial Intelligence, AAAI 2020, The Thirty-Second Innovative Applications of Artificial Intelligence Conference, IAAI 2020, The Tenth AAAI Symposium on Educational Advances in Artificial Intelligence, EAAI 2020, New York, NY, USA, February 7-12, 2020*, pages 8732–8740. AAAI Press, 2020. doi: 10.1609/aaai.v34i05.6399. URL <https://doi.org/10.1609/aaai.v34i05.6399>.
- Jian Liu, Leyang Cui, Hanmeng Liu, Dandan Huang, Yile Wang, and Yue Zhang. Logiqa: A challenge dataset for machine reading comprehension with logical reasoning. In Christian Bessiere, editor, *Proceedings of the Twenty-Ninth International Joint Conference on Artificial Intelligence, IJCAI 2020*, pages 3622–3628. ijcai.org, 2020. doi: 10.24963/ijcai.2020/501. URL <https://doi.org/10.24963/ijcai.2020/501>.
- Qiao Jin, Bhuwan Dhingra, Zhengping Liu, William W. Cohen, and Xinghua Lu. Pubmedqa: A dataset for biomedical research question answering. In Kentaro Inui, Jing Jiang, Vincent Ng, and Xiaojun Wan, editors, *Proceedings of the 2019 Conference on Empirical Methods in Natural Language Processing and the 9th International Joint Conference on Natural Language Processing, EMNLP-IJCNLP 2019, Hong Kong, China, November 3-7, 2019*, pages 2567–2577. Association for Computational Linguistics, 2019. doi: 10.18653/v1/D19-1259. URL <https://doi.org/10.18653/v1/D19-1259>.
- Yonatan Bisk, Rowan Zellers, Ronan Le Bras, Jianfeng Gao, and Yejin Choi. PIQA: reasoning about physical commonsense in natural language. In *The Thirty-Fourth AAAI Conference on Artificial Intelligence, AAAI 2020, The Thirty-Second Innovative Applications of Artificial Intelligence Conference, IAAI 2020, The Tenth AAAI Symposium on Educational Advances in Artificial Intelligence, EAAI 2020, New York, NY, USA, February 7-12, 2020*, pages 7432–7439. AAAI Press, 2020. doi: 10.1609/aaai.v34i05.6239. URL <https://doi.org/10.1609/aaai.v34i05.6239>.
- Aida Amini, Saadia Gabriel, Shanchuan Lin, Rik Koncel-Kedziorski, Yejin Choi, and Hannaneh Hajishirzi. Mathqa: Towards interpretable math word problem solving with operation-based formalisms. In Jill Burstein, Christy Doran, and Thamar Solorio, editors, *Proceedings of the 2019 Conference of the North American Chapter of the Association for Computational Linguistics: Human Language Technologies, NAACL-HLT 2019, Minneapolis, MN, USA, June 2-7, 2019, Volume 1 (Long and Short Papers)*, pages 2357–2367. Association for Computational Linguistics, 2019. doi: 10.18653/v1/n19-1245. URL <https://doi.org/10.18653/v1/n19-1245>.
- Aarohi Srivastava, Abhinav Rastogi, Abhishek Rao, Abu Awal Md Shoeb, Abubakar Abid, Adam Fisch, Adam R. Brown, Adam Santoro, Aditya Gupta, Adrià Garriga-Alonso, Agnieszka Kluska, Aitor Lewkowycz, Akshat Agarwal, Alethea Power, Alex Ray, Alex Warstadt, Alexander W. Kocurek, Ali Safaya, Ali Tazarv, Alice Xiang, Alicia Parrish, Allen Nie, Aman Hussain, Amanda Askell, Amanda Dsouza, Ameet Rahane, Anantharaman S. Iyer, Anders Andreassen, Andrea Santilli, Andreas Stuhlmüller, Andrew M. Dai, Andrew La, Andrew K. Lampinen, Andy Zou, Angela Jiang, Angelica Chen, Anh Vuong, Animesh Gupta, Anna Gottardi, Antonio Norelli, Anu Venkatesh, Arash Gholamidavoodi, Arfa Tabassum, Arul Menezes, Arun Kirubakaran, Asher Mullokandov, Ashish Sabharwal, Austin Herrick, Avia Efrat, Aykut Erdem, Ayla Karakas, and et al. Beyond the imitation game: Quantifying and extrapolating the capabilities of language models.

- CoRR*, abs/2206.04615, 2022. doi: 10.48550/arXiv.2206.04615. URL <https://doi.org/10.48550/arXiv.2206.04615>.
- Marta R. Costa-jussà, James Cross, Onur Çelebi, Maha Elbayad, Kenneth Heafield, Kevin Heffernan, Elahe Kalbassi, Janice Lam, Daniel Licht, Jean Maillard, Anna Sun, Skyler Wang, Guillaume Wenzek, Al Youngblood, Bapi Akula, Loïc Barrault, Gabriel Mejia Gonzalez, Prangthip Hansanti, John Hoffman, Searley Jarrett, Kaushik Ram Sadagopan, Dirk Rowe, Shannon Spruit, Chau Tran, Pierre Andrews, Necip Fazil Ayan, Shruti Bhosale, Sergey Edunov, Angela Fan, Cynthia Gao, Vedanuj Goswami, Francisco Guzmán, Philipp Koehn, Alexandre Mourachko, Christophe Ropers, Safiyyah Saleem, Holger Schwenk, and Jeff Wang. No language left behind: Scaling human-centered machine translation. *CoRR*, abs/2207.04672, 2022. doi: 10.48550/arXiv.2207.04672. URL <https://doi.org/10.48550/arXiv.2207.04672>.
- Stephanie Lin, Jacob Hilton, and Owain Evans. Truthfulqa: Measuring how models mimic human falsehoods. In Smaranda Muresan, Preslav Nakov, and Aline Villavicencio, editors, *Proceedings of the 60th Annual Meeting of the Association for Computational Linguistics (Volume 1: Long Papers), ACL 2022, Dublin, Ireland, May 22-27, 2022*, pages 3214–3252. Association for Computational Linguistics, 2022. doi: 10.18653/v1/2022.acl-long.229. URL <https://doi.org/10.18653/v1/2022.acl-long.229>.
- Thomas Hartvigsen, Saadia Gabriel, Hamid Palangi, Maarten Sap, Dipankar Ray, and Ece Kamar. ToxiGen: A large-scale machine-generated dataset for adversarial and implicit hate speech detection. In *Proceedings of the 60th Annual Meeting of the Association for Computational Linguistics (Volume 1: Long Papers)*, pages 3309–3326, Dublin, Ireland, May 2022. Association for Computational Linguistics. doi: 10.18653/v1/2022.acl-long.234. URL <https://aclanthology.org/2022.acl-long.234>.
- Dan Hendrycks, Collin Burns, Steven Basart, Andrew Critch, Jerry Li, Dawn Song, and Jacob Steinhardt. Aligning AI with shared human values. In *9th International Conference on Learning Representations, ICLR 2021, Virtual Event, Austria, May 3-7, 2021*. OpenReview.net, 2021b. URL [https://openreview.net/forum?id=dNy\\_RKzJacY](https://openreview.net/forum?id=dNy_RKzJacY).
- Liang Xu, Anqi Li, Lei Zhu, Hang Xue, Changtai Zhu, Kangkang Zhao, Haonan He, Xuanwei Zhang, Qiyue Kang, and Zhenzhong Lan. Superclue: A comprehensive chinese large language model benchmark. *CoRR*, abs/2307.15020, 2023a. doi: 10.48550/arXiv.2307.15020. URL <https://doi.org/10.48550/arXiv.2307.15020>.
- Aman Madaan, Shuyan Zhou, Uri Alon, Yiming Yang, and Graham Neubig. Language models of code are few-shot commonsense learners. In Yoav Goldberg, Zornitsa Kozareva, and Yue Zhang, editors, *Proceedings of the 2022 Conference on Empirical Methods in Natural Language Processing, EMNLP 2022, Abu Dhabi, United Arab Emirates, December 7-11, 2022*, pages 1384–1403. Association for Computational Linguistics, 2022. doi: 10.18653/v1/2022.emnlp-main.90. URL <https://doi.org/10.18653/v1/2022.emnlp-main.90>.
- Shima Imani, Liang Du, and Harsh Shrivastava. Mathprompter: Mathematical reasoning using large language models. In Sunayana Sitaram, Beata Beigman Klebanov, and Jason D. Williams, editors, *Proceedings of the The 61st Annual Meeting of the Association for Computational Linguistics: Industry Track, ACL 2023, Toronto, Canada, July 9-14, 2023*, pages 37–42. Association for Computational Linguistics, 2023. doi: 10.18653/v1/2023.acl-industry.4. URL <https://doi.org/10.18653/v1/2023.acl-industry.4>.
- Xingyao Wang, Sha Li, and Heng Ji. Code4struct: Code generation for few-shot structured prediction from natural language. *CoRR*, abs/2210.12810, 2022b. doi: 10.48550/arXiv.2210.12810. URL <https://doi.org/10.48550/arXiv.2210.12810>.
- Wenlong Huang, Chen Wang, Ruohan Zhang, Yunzhu Li, Jiajun Wu, and Li Fei-Fei. Voxposer: Composable 3d value maps for robotic manipulation with language models. *CoRR*, abs/2307.05973, 2023b. doi: 10.48550/arXiv.2307.05973. URL <https://doi.org/10.48550/arXiv.2307.05973>.
- Erik Nijkamp, Bo Pang, Hiroaki Hayashi, Lifu Tu, Huan Wang, Yingbo Zhou, Silvio Savarese, and Caiming Xiong. Codegen: An open large language model for code with multi-turn program

- synthesis. In *The Eleventh International Conference on Learning Representations, ICLR 2023, Kigali, Rwanda, May 1-5, 2023*. OpenReview.net, 2023. URL [https://openreview.net/pdf?id=iaYcJKpY2B\\_](https://openreview.net/pdf?id=iaYcJKpY2B_).
- Xiao-Juan Zhao, Yan Jia, Aiping Li, Rong Jiang, and Yichen Song. Multi-source knowledge fusion: a survey. *World Wide Web*, 23(4):2567–2592, 2020. doi: 10.1007/s11280-020-00811-0. URL <https://doi.org/10.1007/s11280-020-00811-0>.
- Yudong Li, Yuhao Feng, Zhe Zhao, Bizhu Wu Cheng Hou, Hao Li Wen Zhou, Xiaoqin Wang, Wenhang Shi, Yaning Zhang, Shuang Li, Siri Long, Xianxu Hou, Yiren Chen, Jing Zhao, Ningyuan Sun, Wenjun Tang, and Xiaoshuai Chen. Chinese llama1-2 & linly-openllama & falcon llms. <https://github.com/CVI-SZU/Linly>.
- Long Ouyang, Jeffrey Wu, Xu Jiang, Diogo Almeida, Carroll L. Wainwright, Pamela Mishkin, Chong Zhang, Sandhini Agarwal, Katarina Slama, Alex Ray, John Schulman, Jacob Hilton, Fraser Kelton, Luke Miller, Maddie Simens, Amanda Askell, Peter Welinder, Paul F. Christiano, Jan Leike, and Ryan Lowe. Training language models to follow instructions with human feedback. In *NeurIPS*, 2022. URL [http://papers.nips.cc/paper\\_files/paper/2022/hash/b1efde53be364a73914f58805a001731-Abstract-Conference.html](http://papers.nips.cc/paper_files/paper/2022/hash/b1efde53be364a73914f58805a001731-Abstract-Conference.html).
- Jason Wei, Maarten Bosma, Vincent Y. Zhao, Kelvin Guu, Adams Wei Yu, Brian Lester, Nan Du, Andrew M. Dai, and Quoc V. Le. Finetuned language models are zero-shot learners. In *The Tenth International Conference on Learning Representations, ICLR 2022, Virtual Event, April 25-29, 2022*. OpenReview.net, 2022b. URL <https://openreview.net/forum?id=gEzrGCozdqR>.
- Yizhong Wang, Yeganeh Kordi, Swaroop Mishra, Alisa Liu, Noah A. Smith, Daniel Khashabi, and Hannaneh Hajishirzi. Self-instruct: Aligning language models with self-generated instructions. In Anna Rogers, Jordan L. Boyd-Graber, and Naoaki Okazaki, editors, *Proceedings of the 61st Annual Meeting of the Association for Computational Linguistics (Volume 1: Long Papers), ACL 2023, Toronto, Canada, July 9-14, 2023*, pages 13484–13508. Association for Computational Linguistics, 2023a. doi: 10.18653/v1/2023.acl-long.754. URL <https://doi.org/10.18653/v1/2023.acl-long.754>.
- Yudong Li, Yuqing Zhang, Zhe Zhao, Linlin Shen, Weijie Liu, Weiquan Mao, and Hui Zhang. CSL: A large-scale chinese scientific literature dataset. In Nicoletta Calzolari, Chu-Ren Huang, Hansaem Kim, James Pustejovsky, Leo Wanner, Key-Sun Choi, Pum-Mo Ryu, Hsin-Hsi Chen, Lucia Donatelli, Heng Ji, Sadao Kurohashi, Patrizia Paggio, Nianwen Xue, Seokhwan Kim, Younggyun Hahm, Zhong He, Tony Kyungil Lee, Enrico Santus, Francis Bond, and Seung-Hoon Na, editors, *Proceedings of the 29th International Conference on Computational Linguistics, COLING 2022, Gyeongju, Republic of Korea, October 12-17, 2022*, pages 3917–3923. International Committee on Computational Linguistics, 2022b. URL <https://aclanthology.org/2022.coling-1.344>.
- Ge Zhang, Yemin Shi, Ruibo Liu, Ruibin Yuan, Yizhi Li, Siwei Dong, Yu Shu, Zhaoqun Li, Zekun Wang, Chenghua Lin, Wenhao Huang, and Jie Fu. Chinese open instruction generalist: A preliminary release. *CoRR*, abs/2304.07987, 2023. doi: 10.48550/arXiv.2304.07987. URL <https://doi.org/10.48550/arXiv.2304.07987>.
- Qiyuan Chen Ziang Leng and Cheng Li. Luotuo: An instruction-following chinese language model, lora tuning on llama. <https://github.com/LC1332/Luotuo-Chinese-LLM>, 2023.
- Yizhong Wang, Swaroop Mishra, Pegah Alipoormolabashi, Yeganeh Kordi, Amirreza Mirzaei, Atharva Naik, Arjun Ashok, Arut Selvan Dhanasekaran, Anjana Arunkumar, David Stap, Eshaan Pathak, Giannis Karamanolakis, Haizhi Gary Lai, Ishan Purohit, Ishani Mondal, Jacob Anderson, Kirby Kuznia, Krma Doshi, Kuntal Kumar Pal, Maitreya Patel, Mehrad Moradshahi, Mihir Parmar, Mirali Purohit, Neeraj Varshney, Phani Rohitha Kaza, Pulkit Verma, Ravsehaj Singh Puri, Rushang Karia, Savan Doshi, Shailaja Keyur Sampat, Siddhartha Mishra, Sujan Reddy A, Sumanta Patro, Tanay Dixit, and Xudong Shen. Super-naturalinstructions: Generalization via declarative instructions on 1600+ NLP tasks. In Yoav Goldberg, Zornitsa Kozareva, and Yue Zhang, editors, *Proceedings of the 2022 Conference on Empirical Methods in Natural Language Processing, EMNLP 2022, Abu Dhabi, United Arab Emirates, December 7-11, 2022*, pages 5085–5109. Association for Computational Linguistics, 2022c. doi: 10.18653/v1/2022.emnlp-main.340. URL <https://doi.org/10.18653/v1/2022.emnlp-main.340>.



- Jason Wei, Xuezhi Wang, Dale Schuurmans, Maarten Bosma, Brian Ichter, Fei Xia, Ed H. Chi, Quoc V. Le, and Denny Zhou. Chain-of-thought prompting elicits reasoning in large language models. In *NeurIPS*, 2022c. URL [http://papers.nips.cc/paper\\_files/paper/2022/hash/9d5609613524ecf4f15af0f7b31abca4-Abstract-Conference.html](http://papers.nips.cc/paper_files/paper/2022/hash/9d5609613524ecf4f15af0f7b31abca4-Abstract-Conference.html).
- Shayne Longpre, Le Hou, Tu Vu, Albert Webson, Hyung Won Chung, Yi Tay, Denny Zhou, Quoc V. Le, Barret Zoph, Jason Wei, and Adam Roberts. The flan collection: Designing data and methods for effective instruction tuning. In Andreas Krause, Emma Brunskill, Kyunghyun Cho, Barbara Engelhardt, Sivan Sabato, and Jonathan Scarlett, editors, *International Conference on Machine Learning, ICML 2023, 23-29 July 2023, Honolulu, Hawaii, USA*, volume 202 of *Proceedings of Machine Learning Research*, pages 22631–22648. PMLR, 2023. URL <https://proceedings.mlr.press/v202/longpre23a.html>.
- Mike Conover, Matt Hayes, Ankit Mathur, Jianwei Xie, Jun Wan, Sam Shah, Ali Ghodsi, Patrick Wendell, Matei Zaharia, and Reynold Xin. Free dolly: Introducing the world’s first truly open instruction-tuned llm, 2023. URL <https://www.databricks.com/blog/2023/04/12/dolly-first-open-commercially-viable-instruction-tuned-llm>.
- Andreas Köpf, Yannic Kilcher, Dimitri von Rütte, Sotiris Anagnostidis, Zhi-Rui Tam, Keith Stevens, Abdullah Barhoum, Nguyen Minh Duc, Oliver Stanley, Richárd Nagyfi, Shahul ES, Sameer Suri, David Glushkov, Arnav Dantuluri, Andrew Maguire, Christoph Schuhmann, Huu Nguyen, and Alexander Mattick. Openassistant conversations - democratizing large language model alignment. *CoRR*, abs/2304.07327, 2023. doi: 10.48550/arXiv.2304.07327. URL <https://doi.org/10.48550/arXiv.2304.07327>.
- Or Honovich, Thomas Scialom, Omer Levy, and Timo Schick. Unnatural instructions: Tuning language models with (almost) no human labor. In Anna Rogers, Jordan L. Boyd-Graber, and Naoaki Okazaki, editors, *Proceedings of the 61st Annual Meeting of the Association for Computational Linguistics (Volume 1: Long Papers), ACL 2023, Toronto, Canada, July 9-14, 2023*, pages 14409–14428. Association for Computational Linguistics, 2023. doi: 10.18653/v1/2023.acl-long.806. URL <https://doi.org/10.18653/v1/2023.acl-long.806>.
- Rohan Taori, Ishaan Gulrajani, Tianyi Zhang, Yann Dubois, Xuechen Li, Carlos Guestrin, Percy Liang, and Tatsunori B. Hashimoto. Stanford alpaca: An instruction-following llama model. [https://github.com/tatsu-lab/stanford\\_alpaca](https://github.com/tatsu-lab/stanford_alpaca), 2023.
- Sahil Chaudhary. Code alpaca: An instruction-following llama model for code generation. <https://github.com/sahil280114/codealpaca>, 2023.
- Baolin Peng, Chunyuan Li, Pengcheng He, Michel Galley, and Jianfeng Gao. Instruction tuning with GPT-4. *CoRR*, abs/2304.03277, 2023a. doi: 10.48550/arXiv.2304.03277. URL <https://doi.org/10.48550/arXiv.2304.03277>.
- Canwen Xu, Daya Guo, Nan Duan, and Julian J. McAuley. Baize: An open-source chat model with parameter-efficient tuning on self-chat data. *CoRR*, abs/2304.01196, 2023b. doi: 10.48550/arXiv.2304.01196. URL <https://doi.org/10.48550/arXiv.2304.01196>.
- Rui Zheng, Shihan Dou, Songyang Gao, Yuan Hua, Wei Shen, Binghai Wang, Yan Liu, Senjie Jin, Qin Liu, Yuhao Zhou, Limao Xiong, Lu Chen, Zhiheng Xi, Nuo Xu, Wenbin Lai, Minghao Zhu, Cheng Chang, Zhangyue Yin, Rongxiang Weng, Wensen Cheng, Haoran Huang, Tianxiang Sun, Hang Yan, Tao Gui, Qi Zhang, Xipeng Qiu, and Xuanjing Huang. Secrets of RLHF in large language models part I: PPO. *CoRR*, abs/2307.04964, 2023. doi: 10.48550/arXiv.2307.04964. URL <https://doi.org/10.48550/arXiv.2307.04964>.
- Yizhong Wang, Hamish Ivison, Pradeep Dasigi, Jack Hessel, Tushar Khot, Khyathi Raghavi Chandu, David Wadden, Kelsey MacMillan, Noah A. Smith, Iz Beltagy, and Hannaneh Hajishirzi. How far can camels go? exploring the state of instruction tuning on open resources. *CoRR*, abs/2306.04751, 2023b. doi: 10.48550/arXiv.2306.04751. URL <https://doi.org/10.48550/arXiv.2306.04751>.
- Conghui He, Zhenjiang Jin, Chao Xu, Jiantao Qiu, Bin Wang, Wei Li, Hang Yan, Jiaqi Wang, and Dahua Lin. Wanjuan: A comprehensive multimodal dataset for advancing english and chinese large models. *CoRR*, abs/2308.10755, 2023. doi: 10.48550/arXiv.2308.10755. URL <https://doi.org/10.48550/arXiv.2308.10755>.

- Hanmeng Liu, Zhiyang Teng, Leyang Cui, Chaoli Zhang, Qiji Zhou, and Yue Zhang. Logicot: Logical chain-of-thought instruction-tuning data collection with GPT-4. *CoRR*, abs/2305.12147, 2023a. doi: 10.48550/arXiv.2305.12147. URL <https://doi.org/10.48550/arXiv.2305.12147>.
- OpenAI. GPT-4 technical report. *CoRR*, abs/2303.08774, 2023. doi: 10.48550/arXiv.2303.08774. URL <https://doi.org/10.48550/arXiv.2303.08774>.
- InternLM Team. Internlm: A multilingual language model with progressively enhanced capabilities. <https://github.com/InternLM/InternLM>, 2023b.
- James MacQueen et al. Some methods for classification and analysis of multivariate observations. In *Proceedings of the fifth Berkeley symposium on mathematical statistics and probability*, volume 1, pages 281–297. Oakland, CA, USA, 1967.
- Hongcheng Liu, Yusheng Liao, Yutong Meng, and Yuhao Wang. Lawgpt. [https://github.com/LiuHC0428/LAW\\_GPT](https://github.com/LiuHC0428/LAW_GPT), 2023b.
- Shengbin Yue, Wei Chen, Siyuan Wang, Bingxuan Li, Chenchen Shen, Shujun Liu, Yuxuan Zhou, Yao Xiao, Song Yun, Xuanjing Huang, and Zhongyu Wei. Disc-lawllm: Fine-tuning large language models for intelligent legal services, 2023. URL <https://arxiv.org/abs/2309.11325>.
- Baolin Peng, Chunyuan Li, Pengcheng He, Michel Galley, and Jianfeng Gao. Instruction tuning with gpt-4. *arXiv preprint arXiv:2304.03277*, 2023b.
- Jianxin Yang. Firefly. <https://github.com/yangjianxin1/Firefly>, 2023.
- Quzhe Huang, Mingxu Tao, Zhenwei An, Chen Zhang, Cong Jiang, Zhibin Chen, Zirui Wu, and Yansong Feng. Lawyer llama technical report. *ArXiv*, abs/2305.15062, 2023c.
- Jiaxi Cui, Zongjian Li, Yang Yan, Bohua Chen, and Li Yuan. Chatlaw: Open-source legal large language model with integrated external knowledge bases, 2023c.
- Edward J Hu, Yelong Shen, Phillip Wallis, Zeyuan Allen-Zhu, Yuanzhi Li, Shean Wang, Lu Wang, and Weizhu Chen. LoRA: Low-rank adaptation of large language models. In *International Conference on Learning Representations*, 2022. URL <https://openreview.net/forum?id=nZeVKeeFYf9>.
- Hongyang Yang, Xiao-Yang Liu, and Christina Dan Wang. Fingpt: Open-source financial large language models. *CoRR*, abs/2306.06031, 2023c. doi: 10.48550/arXiv.2306.06031. URL <https://doi.org/10.48550/arXiv.2306.06031>.
- Zhengxiao Du, Yujie Qian, Xiao Liu, Ming Ding, Jiezhong Qiu, Zhilin Yang, and Jie Tang. GLM: general language model pretraining with autoregressive blank infilling. In Smaranda Muresan, Preslav Nakov, and Aline Villavicencio, editors, *Proceedings of the 60th Annual Meeting of the Association for Computational Linguistics (Volume 1: Long Papers)*, ACL 2022, Dublin, Ireland, May 22-27, 2022, pages 320–335. Association for Computational Linguistics, 2022b. doi: 10.18653/v1/2022.acl-long.26. URL <https://doi.org/10.18653/v1/2022.acl-long.26>.

## A Evaluation of Pretraining

### A.1 Values

**Evaluation Setting** In this section, we evaluate the model’s values in terms of truthfulness, detoxification, and ethics. We implement this evaluation on **TruthfulQA**(12-shot) [Lin et al., 2022], **ToxiGen**(6-shot) [Hartvigsen et al., 2022], **Ethics**(3-shot) [Hendrycks et al., 2021b] benchmark in lm-evaluation-harness [Gao et al., 2022] framework.

Model	Truthfulness $\uparrow$	Toxicity $\uparrow$	Ethics $\uparrow$	Average $\uparrow$
BaiChuan-2-7B	30.32	57.13	65.10	50.85
LLaMA-2-7B	32.09	54.68	63.31	50.03
Open-LLaMA-7B	29.15	56.06	57.90	47.70
LLaMA-7B	27.99	51.6	62.49	47.36
GPT-Neo-2.7B	31.87	51.91	54.81	46.20
GPT-Neo-1.3B	31.37	52.66	55.79	46.61
<b>MindLLM-1.3B</b>	33.44	47.98	55.66	45.69
Open-LLaMA-3B	28.30	50.64	57.90	45.61
<b>MindLLM-3B</b>	30.16	48.94	54.69	44.60
Bloom-3B	31.79	47.77	53.42	44.32
Bloom-7B	29.15	54.89	48.73	44.26
GPT-J-6B	28.08	48.19	55.64	43.97

Table 27: results on Values: TruthfulQA(12-shot), ToxiGen(6-shot), Ethics(3-shot)

### A.2 Detailed Results on Benchmarks

Here, we present the detailed scores of benchmarks ,which are utilized in Section 4.

Model	HellaSwag	WinoGrande	PubMedQA	PIQA	MathQA
MOSS-Base-16B	43.15	61.32	66.00	72.03	27.74
BaiChuan-2-7B	54.14	70.00	71.20	77.80	32.86
LLaMA-2-7B	58.29	73.80	70.90	78.62	29.78
LLaMA-7B	57.42	71.35	72.20	79.27	28.61
Open-LLaMA-7B	53.11	68.03	62.00	75.57	27.27
Bloom-7B	46.22	65.67	58.90	73.83	26.53
Open-LLaMA-3B	49.56	64.56	63.90	75.62	24.89
Bloom-3B	41.25	57.62	55.60	70.18	25.26
GPT-Neo-2.7B	42.77	59.98	54.30	73.18	25.39
GPT-Neo-1.3B	57.06	38.64	56.00	70.78	24.49
<b>MindLLM3B</b>	42.40	58.32	63.90	71.22	24.89
<b>MindLLM-1.3B</b>	29.93	50.12	50.20	65.07	24.19

Table 28: Detailed results of complex reasoning: BBH and LogicQA is shown in Table 10

## B Instruction Tuning Appendix

### B.1 Few-shot Results after MindLLM Instruction Tuning

We separately evaluate the few-shot results of MindLLM-1.3B and MindLLM-3B on CEval and MMLU. Here, we provide the average evaluation results of the models on each benchmark. Here, we conduct experiments using a five-shot scenario, and the results show in Table 29.

In few-shot scenarios, large-scale and highly diverse instruction tuning data still do not exhibit outstanding performance, reaffirming our conclusion mentioned in Section 5.2.1: For lightweight models, data quality is more important than data diversity and quantity.

Models	Dataset	Data Size	CEval-avg	MMLU-avg
MindLLM-1.3B	-	-	24.2	26.6
	MOSS	1,074,551	22.7	23.0
	MingLi	556,498	24.2	-
	Tulu	417,421	-	26.6
	Sub	50,000	<b>25.6</b>	<b>26.9</b>
		-	25.9	<b>26.0</b>
MindLLM-3B	MOSS	1,074,551	24.7	24.1
	MingLi	556,498	25.8	-
	Tulu	417,421	-	24.6
	Sub	50,000	<b>25.9</b>	24.7

Table 29: The few-shot performance of MindLLM-3B models after instruction tuning on varying amounts of data on CEval and MMLU. Specially, Sub represents the model’s instruction tuning on the subset of 50,000 data samples selected from the MingLi or Tulu dataset.

## B.2 Specific Data Distribution and Data Entropy Situations on MindLLM-3B Model

The specific data distribution and data entropy situations on MindLLM-3B are presented in Table 30.

Cluster Category	MingLi		Tulu	
	Data Size	Data Entropy	Data Size	Data Entropy
cluster_1	24,024	1.345	55,721	0.826
cluster_2	59,159	1.933	102,289	1.240
cluster_3	115,939	2.327	116,865	1.577
cluster_4	121,498	2.647	94,823	1.935
cluster_5	120,084	2.950	69,717	2.356
cluster_6	86,901	3.282	57,148	2.844
cluster_7	40,269	3.717	39,377	3.360
cluster_8	7,382	4.511	8,648	4.165
total	556,498	2.713	544,588	1.902

Table 30: Data entropy clustering results of MingLi and Tulu dataset on MindLLM-3B. The Data Entropy in the table represents the average score within this cluster of data.

## B.3 The Model Performances of Different Data Entropy Range in Five-shot

We obtain clusters of data from both MingLi and Tulu datasets based on their data entropy. In this context, we furnish insights into the diverse model performance contingent on the utilization of distinct instruction tuning data in a five-shot scenario. The results are shown in Table 31.

Dataset	Data Size	CEval-avg	Data Entropy	MMLU-avg	Data Entropy
w/o sft	-	24.2	1.67	26.6	2.02
MingLi	556,498	25.5	3.37	-	-
Tulu	417,421	-	-	25.6	3.58
cluster_0	50,000	25.2	2.22	<b>26.9</b>	<b>1.88</b>
cluster_1	50,000	25.5	2.51	26.8	2.28
cluster_2	50,000	<b>25.7</b>	<b>2.76</b>	26.7	2.68
cluster_3	50,000	24.0	3.01	26.6	3.14
cluster_4	50,000	24.4	3.29	25.7	3.61

Table 31: Evaluation five-shot results of the MindLLM-1.3B after instruction tuning on C-Eval and MMLU.

We conclude that in five-shot scenarios, selecting data from the interval with data entropy 0.5 to 1 higher than the pretraining entropy results in the best performance for lightweight models. The model’s performance is poorest when the data entropy is in the middle interval, and there is an improvement in model capabilities as the data entropy continues to increase.

#### B.4 Different Data Entropy Ranges on The Accuracy of MindLLM-3B Model

Figure 9 shows the accuracy of the MindLLM-3B model in zero-shot scenario of different data entropy. It can be observed that the performance of the MindLLM-3B model remains remarkably stable across various instruction tuning processes, rendering it challenging to assess the influence of data with different Data Entropy on MindLLM-3B. In light of the ongoing, uninterrupted training regimen being applied to the MindLLM-3B model, we anticipate furnishing more precise and detailed results in forthcoming work.

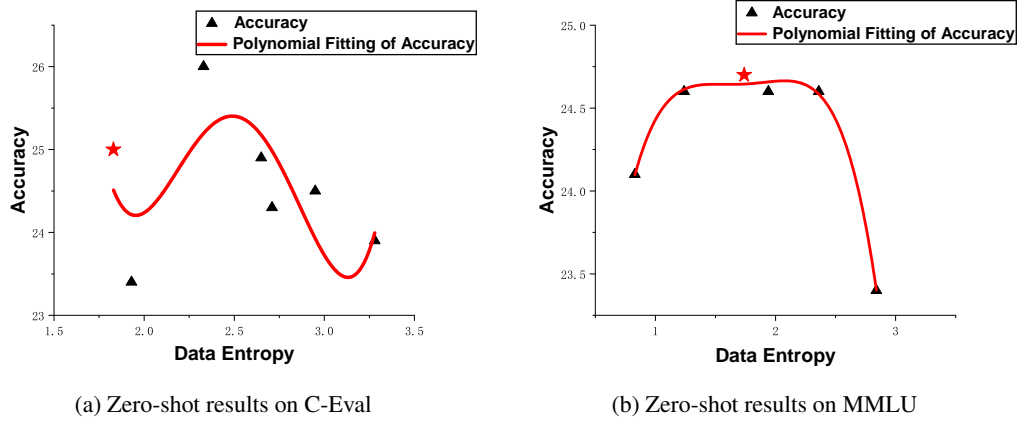


Figure 9: Different data entropy ranges on the accuracy of the MindLLM-3B model in zero-shot scenario. And the ★ points represent the pretraining data entropy and its corresponding accuracy of the pretrained model.