

Sampling Balanced Forests of Grids in Polynomial Time

Sarah Cannon*, Wesley Pegden† and Jamie Tucker-Foltz‡

October 24, 2023

Abstract

We prove that a polynomial fraction of the set of k -component forests in the $m \times n$ grid graph have equal numbers of vertices in each component. This resolves a conjecture of Charikar, Liu, Liu, and Vuong. It also establishes the first provably polynomial-time algorithm for (exactly or approximately) sampling balanced grid graph partitions according to the spanning tree distribution, which weights each k -partition according to the product, across its k pieces, of the number of spanning trees of each piece. Our result has applications to understanding political districtings, where there is an underlying graph of indivisible geographic units that must be partitioned into k population-balanced connected subgraphs. In this setting, tree-weighted partitions have interesting geometric properties, and this has stimulated significant effort to develop methods to sample them.

1 Introduction

We consider the following question: given a graph G and an integer k , how can one randomly sample partitions of G into k connected pieces, each of equal size? We address this question in the context of the *spanning tree distribution* on partitions, under which the weight of a partition is proportional to the product of the numbers of spanning trees in each partition class. This distribution has been the subject of intense research in the context of mathematical approaches to the analysis of political districtings [8, 9, 15, 24, 12, 25, 26]. While efficient algorithms exist to sample from this distribution when there are no size constraints on the partition classes, there is no general recipe for converting such a sampler to an efficient sampler for the *balanced* spanning tree distribution, where we condition the spanning tree distribution on the event that the partition classes are equal in size. For the prototypical case of grid graphs, the following conjecture of Charikar, Liu, Liu and Vuong asserted that rejection sampling would suffice:

Conjecture 1 (Charikar, Liu, Liu, and Vuong [9]). *For the $m \times n$ grid graph, the proportion of balanced k -partitions under the spanning tree distribution is at least $1/\text{poly}(m, n)$, when $k = O(1)$.*

We confirm this conjecture as follows:

Theorem 2. *Let G be an $m \times n$ grid graph where $m \geq n$ and $k|m$. The probability that a k -partition from the spanning tree distribution is balanced is at least*

$$\frac{1}{\beta^{k^2} n^{5k-5} m^{3k-3}} \quad (1)$$

for a fixed constant β .

*Claremont McKenna College, scannon@cmc.edu

†Carnegie Mellon University, wes@math.cmu.edu

‡Harvard University, jtuckerfoltz@gmail.com

We note that the assumption that k divides the longer dimension is mostly for ease of exposition. With some more effort (and worse constant factors) we expect one could allow arbitrary dimensions.

The relative frequency of balanced partitions under the spanning tree distribution is particularly salient given the significant progress made in sampling algorithms for this distribution. For example, in 2020, leveraging recent breakthroughs in the polynomial-method approach to Markov chain mixing, Anari, Liu, Gharan, Vintant, and Vuong gave an $O(n \log^2 n)$ approximate sampler based on the ‘down-up’ walk on the complement of k -component forests [1]. In Section 2.5, we discuss the use of our results in the context of approximate samplers based on Markov chains, and also show how to exactly sample from the spanning tree distribution on balanced k -partitions in time $O(N^{3k-1})$ for a grid graph with N vertices.

1.1 Random sampling of political districting plans

In the context of the analysis of districting plans, sampling algorithms enable the generation of large *ensembles* of plans, which are useful for several purposes (detecting outliers, understanding the impacts of rules, evaluating the stated intentions of map-drawers, and more). Ensemble analysis has been used in many academic studies, including [2, 3, 5, 6, 7, 8, 11, 13, 14, 15, 17, 18, 20, 21, 24, 28], as well as in mathematicians’ expert reports in court cases [4, 10, 16, 23].

Randomly sampling political districting plans is equivalent to a sampling problem for suitable partitions of a graph, with vertices representing small geographic regions such as precincts or census blocks and edges representing adjacencies. (Because they represent physical geography, these graphs are typically planar or nearly planar.) A districting plan with k districts is a partition of this graph into k pieces, which are generally required to be connected. Throughout, we will call a partition of a graph into k connected pieces a *k-partition*, and we will refer to the k partition classes of a partition as *districts*.

In the context of redistricting, there are other constraints on partitions one must consider. Our interest in balanced partitions stems from common requirements that districts have equal or near-equal populations. The spanning-tree distribution we analyze is targeted by several sampling algorithms designed for redistricting analysis [8, 15, 24], and has been shown to strongly correlate with geometric properties intended to capture legal requirements for ‘compactness’ of districts [12, 25, 26].

Unlike Markov chains such as the up-down walk operating in the context where balance is not required, however, we know that the approaches cited above can have exponential mixing time for some special families of graphs (including carefully chosen subgraphs of the grid) [9]. Positive mixing time results for any reasonable class of graphs are not available. In particular, our approach is the first to enable polynomial sampling of balanced partitions from the spanning tree distribution on a class as broad as grid graphs.

Other Markov chains employed in the redistricting context include Glauber dynamics for contiguous partitions, which exchange individual vertices between districts. Here, without any additional constraints or weighting, stationary distributions are uniform on partitions with connected districts. Mixing time can again be exponential for some classes of graphs [19]. In fact, even in the absence of balance, it is not known whether the Glauber dynamics has polynomial mixing time for partitions of grid graphs into k connected pieces, or indeed whether any polynomial time algorithm to uniformly sample partitions of grid graphs uniformly randomly into k connected pieces exists, even for $k = 2$.

1.2 Results and approach

Let G be an $n \times m$ grid graph. We will let N be the number of vertices in G , where $N = mn$. While we state more precise results later in terms of m and n , here we state our results generally in terms of N . Define a tree T to be k -splittable if there exist $k - 1$ edges whose removal disconnects T into k trees of exactly equal size, which we call a *balanced k -forest*. We state and explain our results first for $k = 2$ before proceeding to larger values of k .

Theorem 3. *Let G be a grid graph with N vertices, where N is even. The probability that a uniformly random spanning tree T of G is 2-splittable is at least $1/N^2$.*

The proof of this theorem, presented in Section 3, relies on two key ideas. First, rather than considering spanning trees of G , we consider spanning trees of the dual graph G^* , which places a vertex in every face of G and connects them if the corresponding faces are adjacent along an edge. It is a well known fact that in an (embedded) planar graph, there is a bijection between spanning trees of G and spanning trees of G^* . We relate a spanning tree T in G being 2-splittable to the existence of certain paths in its dual spanning tree T^* that begin in adjacent faces and reach the outer face of G , without meeting, in such a way as to bisect the vertices of G .

Our second key idea is to study the probability of such paths occurring in T^* by analyzing the steps of Wilson's algorithm on the dual graph. Wilson's algorithm builds a uniformly random spanning tree by running a series of loop-erased random walks from arbitrary starting points [27]. By carefully choosing the starting points of each random walk, we are able to show the algorithm is sufficiently likely to produce paths in T^* that have the properties we desire.

For general k , we obtain the following:

Theorem 4. *For $m \geq n$, let G be an $m \times n$ grid graph, and let k be a positive integer dividing m . There exists a set $S \subseteq E(G)$ of size $k - 1$ such that the probability a uniformly random spanning tree T of G contains each edge in S , and $T \setminus S$ is a balanced k -forest, is at least*

$$\frac{1}{\beta^{k^2} n^{3k-3} m^{k-1}} \tag{2}$$

for a fixed constant β .

Note that this is not precisely the same as the statement of our main theorem, Theorem 2, which is about k -partitions drawn from the spanning tree distribution rather than splittability of spanning trees. In Section 2.4 we give a (straightforward) proof that Theorem 2 follows from Theorem 4. Section 4 is devoted to proving Theorem 4.

2 Preliminaries

2.1 Notation

For a positive integer n , we denote $[n] := \{1, 2, \dots, n\}$. Unless otherwise specified, all graphs we consider are undirected with no self-loops, but multiple edges may be allowed between any pair of vertices. The $m \times n$ grid graph is the graph with vertex set $[m] \times [n]$, with an edge between (i, j) and (i', j') whenever $|i' - i| + |j' - j| = 1$. We always draw grid graphs in a Cartesian coordinate system, with m being the horizontal dimension and n being the vertical dimension. We denote by \mathbb{Z}^2 the infinite grid graph, where the vertex set is $\mathbb{Z} \times \mathbb{Z}$ and the edge relation is the same as in finite grids.

A forest is a graph with no cycles, and a tree is a connected forest. A k -forest is a forest with k connected components. A forest is *balanced* if every connected component has exactly the same number of vertices. If T is a tree and $S \subseteq E(T)$, we define $T \setminus S$ to be the forest F with vertex set $V(F) := V(T)$ and edge set $E(F) := E(T) \setminus S$. Thus, a tree T is *k-splittable* if there is some set $S \subseteq E(T)$ of size $k - 1$ such that $T \setminus S$ is a balanced k -forest.

For a graph H , we let $\text{sp}(H)$ denote the number of spanning trees of H . For a k -partition P of G with districts P_1, \dots, P_k , we denote by π_{sp} the spanning tree distribution, given by

$$\pi_{\text{sp}}(P) = \frac{\prod_{i=1}^k \text{sp}(P_i)}{Z},$$

where Z is the normalizing constant, also called the partition function, given by

$$Z = \sum_{k\text{-partitions } P} \prod_{i=1}^k \text{sp}(P_i).$$

Note that the uniform distribution over k -forests of G is equivalent to the spanning tree distribution over k -partitions of G when a forest is identified with its connected components.

2.2 Duality

Let G be a connected, planar graph, and fix an embedding of G in the plane with no edges crossing. The *dual graph* of G (with respect to the embedding) is the graph G^* whose vertices are faces of G , with an edge between two faces $a^* \in V(G^*)$ and $b^* \in V(G^*)$ whenever the two faces share a common boundary edge. Note that we count the outer face of G as a vertex of G^* as well.

For any edge $e \in E(G)$, let $e^* \in E(G^*)$ be the edge between the faces it bounds. For any set of edges $S \subseteq E(G)$, we analogously define $S^* := \{e^* \mid e \in S\} \subseteq E(G^*)$. The following lemma is a standard result.

Lemma 5. *Assume that G is connected and embedded in the plane such that no edge of G has the same face on both sides. Then $e \mapsto e^*$ is a bijection between edges of G and edges of G^* , and $T \mapsto T^* := (V(G^*), E(G^*) \setminus E(T)^*)$ is a bijection between spanning trees of G and spanning trees of G^* .*

Note that T^* does not contain the edges e^* for each $e \in T$, but rather those edges that are *not* in this set. The hypotheses of Lemma 5 hold for all $m \times n$ grid graphs with $m, n > 1$.

2.3 Wilson's algorithm

Wilson's algorithm [27] is important for us not just because it samples uniformly random trees efficiently, thus serving as a key subroutine in our perfect sampling algorithm (See Section 2.5.1), but also because our proofs rely on running Wilson's algorithm in a specific way.

For an input graph G , the steps of Wilson's algorithm are as follows:

1. Set $T \leftarrow \{r\}$ for an arbitrary "root" vertex $r \in V(G)$
2. While T does not connect all vertices of G :
 - (a) Do a loop-erased random walk starting at an arbitrary vertex $v \notin T$ until it reaches a vertex of T
 - (b) Add all vertices and edges along this loop-erased random walk to T

3. Return T

Importantly, it does not matter which vertex is initially chosen as the root, and in each iteration of the while loop, it does not matter at which vertex not in T the next loop-erased random walk begins. Regardless of what arbitrary choices are made at these steps, one can prove the end result is a perfectly uniformly random spanning tree of G . We use this crucial fact in our proofs, analyzing the process of Wilson's algorithm (in the dual graph G^*) from carefully-chosen starting vertices.

The expected running time of Wilson's algorithm is upper bounded by $O(\tau)$, where τ is the mean hitting time of the graph [27]. For general graphs with N vertices and M edges, it is well-known that hitting time between any pair of vertices is at most $O(NM)$ [22]. As $M = O(N)$ in planar graphs, this implies Wilson's algorithm runs in time $O(N^2)$ in all settings we consider.

2.4 Splittability and the spanning tree distribution

Here we explicitly connect the uniform distribution over spanning trees of a graph G with the uniform distribution over k -forests of G . This enables us to analyze the likelihood of obtaining a balanced partition when sampling from the spanning tree distribution over forests, as the up-down walk of [9] (approximately) does; see Section 2.5.2.

Lemma 6. *If the probability a uniformly random spanning tree of G with N vertices and M edges is k -splittable is at least α , then the probability a uniformly random k -forest of P is balanced is at least*

$$\frac{\alpha}{N^{k-1}(M - N + 1)^{k-1}}.$$

Proof. Note every k -forest of G can be obtained by removing $k - 1$ edges from some spanning tree of G . For each spanning tree, the number of ways in which to do this is exactly $\binom{N-1}{k-1}$. This means there are at most $\binom{N-1}{k-1} \cdot \text{sp}(G)$ k -forests of G .

If the probability a uniformly random spanning tree of G is k -splittable is at least α , this means there are at least $\alpha \cdot \text{sp}(G)$ splittable spanning trees of G . For a splittable spanning tree, exactly one of the ways of removing $k - 1$ edge produces a balanced k -forest. On the other hand, each forest can be obtained from a spanning tree in at most

$$\binom{M - (N - 1)}{k - 1} \leq (M - N + 1)^{k-1}$$

ways, since this is a bound for the number of choices for the additional $k - 1$ edges which belong to a spanning tree which contains the forest. This means there are at least $\alpha \cdot \text{sp}(G) / (M - N + 1)^{k-1}$ balanced k -forests of G .

The probability a uniformly random k -forest is balanced is the number of balanced k -forests divided by the total number of k -forests. This is at least

$$\frac{\alpha \cdot \text{sp}(G) / (M - N + 1)^{k-1}}{\binom{N-1}{k-1} \text{sp}(G)} \geq \frac{\alpha}{N^{k-1}(M - N + 1)^{k-1}}. \quad \square$$

Proof that Theorem 4 implies Theorem 2. Sampling a k -partition P of G according to the spanning tree distribution is the same as sampling a k -forest F of G uniformly at random and then considering its connected components. By Theorem 4, the probability that a uniformly random spanning tree T of G is k -splittable is at least $\frac{1}{\beta^{k^2} n^{3k-3} m^{k-1}}$ for some fixed constant β . By Lemma 6, as G has nm vertices and strictly less than $2nm$ edges, the probability a uniformly random k -forest is balanced is therefore at most $\frac{1}{\beta^{k^2} n^{5k-5} m^{3k-3}}$. \square

There is hope this bound could be improved by studying random forests directly, rather than studying spanning trees and then considering cutting them to obtain forests.

2.5 Algorithms

Our theorems imply that known approaches sampling (not necessarily balanced) k -partitions according to the spanning tree distribution in polynomial time can be combined with a rejection sampling step to obtain an expected polynomial time algorithm for sampling balanced k -partitions. Here we present two methods by which this could be done.

2.5.1 Perfectly sampling balanced k -partitions with Wilson's algorithm

Wilson's algorithm generates a perfectly uniform random spanning tree of a graph G . We can use it to randomly sample a balanced k -partition as follows.

1. Uniformly sample a random spanning tree T of G using Wilson's algorithm
2. Check if T has $k - 1$ edges whose removal disconnects T into k components of equal size. If no, reject and return to step 1.
3. If yes, create a k -partition P of G comprised of the connected components when these $k - 1$ edges are removed from T .
4. Create a graph G/P which contracts each district of P into a single point and retains all edges between components with the appropriate multiplicity.
5. Compute the number s of spanning trees of G/P .
6. Return P with probability $1/s$. With the remaining probability $(s - 1)/s$ reject and return to step 1.

We will refer to each time we begin again at Step 1 as a *round* of this algorithm. Note in Step 2, if there exist $k - 1$ edges whose removal disconnects T into k components of equal size, this collection of edges is unique; there are never two distinct ways to divide a tree into k components of equal size.

Correctness: Let P be a particular balanced k -partition of G . Let P_1, \dots, P_k be the districts of P . In any given round of this algorithm, the probability we sample a spanning tree that can be divided to produce exactly P is

$$\frac{\text{sp}(G/P) \prod_{i=1}^k \text{sp}(P_i)}{\text{sp}(G)}.$$

We then accept this sample with probability $1/s = 1/\text{sp}(G/P)$. In all, the probability we sample partition P is proportional to $\prod_{i=1}^k \text{sp}(P_i)$, meaning we are sampling exactly from the spanning tree distribution.

Runtime: For a planar graph G with N vertices, the first step (running Wilson's Algorithm) takes time $O(N^2)$ in expectation [27, 22]. Step 2 can be easily implemented using a greedy approach and depth-first search, which runs in time $O(N)$. Creating G/P takes at most $O(N)$ time, and computing its spanning tree count is constant time whenever k is a constant, as G/P has only k vertices. This means the runtime of each round of this algorithm is $O(N^2)$ in expectation.

The expected number of rounds until a random spanning tree of an N -vertex grid graph G is found to be k -splittable is $O_k(N^{2k-2})$ by our Theorem 4, where the notation $O_k(\dots)$ hides the

dependence on k , as our results assume k is constant. Similarly as in the proof of Lemma 6, a trivial upper bound on s for any G/P is $\binom{2N}{k-1} = O(N^{k-1})$, as there are at most $2N$ edges in G and $k-1$ are in any spanning tree of G/P . This means the expected number of rounds we must do until a k -splittable partition is returned is $O(N^{3k-3})$ in expectation.

Altogether, this gives an expected running time of $O(N^{3k-1})$. Again, the partition returned will be perfectly, not approximately, sampled from the spanning tree distribution.

2.5.2 Approximately sampling balanced k -partitions with the up-down walk

An alternate method using the up-down Markov chain described in Charikar et al. can produce an approximate sample [1, 9]. This Markov chain has as its states all forests of G with exactly k connected components, and samples uniformly from these. A single step of this Markov chain involves adding a random edge that connects two components of the forest, and then removing another random edge somewhere within this newly joined forest component.

1. Run the up-down Markov chain on k -forests for some fixed amount of time longer than its mixing time.
2. If the current state of the chain is a balanced k -forest, return the partition P consisting of the connected components of the forest. Else, return to step 1 and repeat.

We will refer to each time we begin again at Step 1 as a *round* of this algorithm.

Correctness: The up-down walk is known to sample approximately uniformly from the k -forests of G , and walking for longer than its mixing time ensures this is the case. The probability a given partition P is returned is proportional to the number of k -forests whose connected components are the districts of P , which is exactly the spanning tree distribution.

Runtime: The mixing time of the up-down walk on a graph with N vertices is $O(N \log N)$, and each step can be implemented $O(\log N)$ amortized time [9, 1]. It then takes $O(N)$ steps to check if the sampled k -forest is balanced. Thus each round takes total time $O(N \log^2 N)$. By Theorem 2, it takes $O(N^{4k-4})$ rounds in expectation to see a balanced k -forest. Thus the total expected running time is $O(N^{4k-3} \log^2 N)$. Note that with the relatively crude estimates we employ to deduce Theorem 2 from Theorem 4, the runtime we prove for this approximate sampling approach is actually worse than for the exact sampler above. There is little reason to believe this to be the truth, however.

3 Bipartitions

In this section we prove Theorem 3, which gives a lower bound on the probability that a uniformly random tree T has a single edge whose removal splits T into a balanced 2-forest. In fact, we prove a stronger result, that specific edges near the center of the grid have a decent probability of being the edge that splits the tree. Formally, If G is an $m \times n$ grid graph, we define a *horizontal central edge* of G to be an edge of the form $\{(i, j), (i, j+1)\}$ that is as close to the center of G as possible. Note that there may be 1, 2, or 4 horizontal central edges depending on the parities of m and n .

Lemma 7. *Let G be an $m \times n$ grid graph where $m \geq n$, and mn is even, and let $e \in E(G)$ be any horizontal central edge of G . Then the probability that a uniformly random spanning tree T of G contains e , and $T \setminus \{e\}$ is a balanced 2-forest, is at least*

$$\begin{cases} \frac{1}{mn^3} & \text{if } m \text{ is even} \\ \frac{1}{4mn^3} & \text{if } m \text{ is odd} \end{cases}.$$

To prove Lemma 7, we will require two further lemmas.

Lemma 8. *Let G be the $m \times n$ grid graph induced by the subset $[m] \times [n]$ of the grid \mathbb{Z}^2 , and $(i_0, j_0) \in V(G)$. The probability that a random walk from (i_0, j_0) in \mathbb{Z}^2 exits G for the first time to a vertex (i', j') with $j' > 0$ is at least $\frac{j_0}{n+1}$.*

Proof. Let \bar{G} be the subset of \mathbb{Z}^2 induced by vertices (x, y) with $0 \leq x \leq m+1$, $0 \leq y \leq n+1$. Consider the experiment in which we conduct a random walk from $(i_0, j_0) \in \bar{G}$, and then flip a biased coin whose heads probability is $\frac{j'}{n+1}$, where (i', j') is the first vertex the walk visits in $\bar{G} \setminus G$.

When $(i_0, j_0) \in G$, the event that the coin is a heads is contained in the event that the random walk first exits G to a vertex (i', j') with $j' > 0$. And for this experiment, we have that the probability of heads is exactly $\frac{j_0}{n+1}$, since this holds on the boundary $\bar{G} \setminus G$, and since this linear function is the unique harmonic extension of this boundary condition; that is, the unique function such that the value at each vertex is the average of the values at the neighbors, as is the case for the probability of heads in the experiment defined above. \square

Lemma 9. *Let X be a discrete probability distribution supported on a set of size k . Then*

$$\Pr_{x_1, x_2 \sim X \times X}(x_1 = x_2) \geq \frac{1}{k}.$$

Proof. Suppose the probabilities of each element in the support of X are p_1, p_2, \dots, p_k . Then the probability that two independent samples are the same is given by the function

$$f(p) := \sum_{i=1}^k p_i^2.$$

Note that the gradient of f is

$$\nabla f = \langle 2p_1, 2p_2, \dots, 2p_k \rangle.$$

As we increase p_i and decrease p_j at constants rates of one (which remains in the space of valid probability distributions since the sum of probabilities is unchanged), the value of f changes at a rate of

$$df = \nabla f \cdot dp = 2p_i - 2p_j.$$

Thus, the only local minimum p^* of f over the set of valid probability distributions occurs when $2p_i^* - 2p_j^* = 0$ for all pairs i, j ; i.e., all components are equal. So we must have $p_i^* = \frac{1}{k}$ for each i . Since p^* is the only local minimum, it is the global minimum, so, for any distribution p ,

$$f(p) \geq f(p^*) = \sum_{i=1}^k \left(\frac{1}{k}\right)^2 = \frac{1}{k}. \quad \square$$

Proof of Lemma 7. Assume $n > 1$ (otherwise there is nothing to show; the probability is one). Then note that Lemma 5 applies to G . We first consider the case where n is odd (so m must be even). In this case there is a unique horizontal central edge e , connecting the vertices $(m/2, (n+1)/2)$ and $(m/2 + 1, (n+1)/2)$. Let G^* be the dual graph of G in the plane, and denote the outer face by $r^* \in V(G^*)$. Let $a^* \in V(G^*)$ be the face above e and let $b^* \in V(G^*)$ be the face below e , as in Figure 1.

Consider the following algorithm for generating a uniformly random spanning tree T of G . Run Wilson's algorithm on G^* with r^* as the root, starting the first loop-erased random walk from a^* and the second random walk from b^* (if it is not already added to the tree in the first random

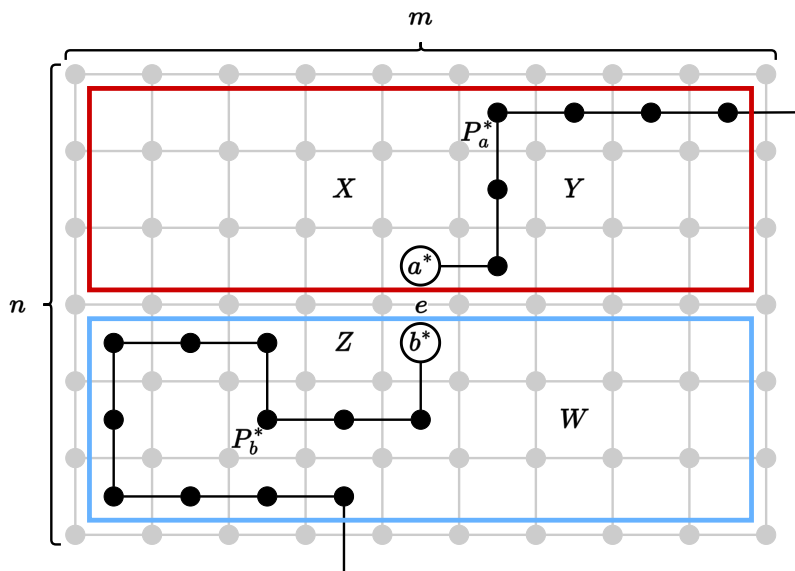


Figure 1: A possible run of the dual graph spanning tree sampling algorithm in the proof of Lemma 7 when m is odd. In this example, $m = 10$ and $n = 7$. The primal graph G is depicted in gray, and the first two random walks in the dual graph G^* are depicted in black.

walk). The remaining random walks in Wilson's algorithm can be executed from arbitrary starting points. This gives us spanning tree T^* of G^* . We then output the primal tree T whose dual is T^* . Since Wilson's algorithm gives a uniformly random sample from the set of spanning trees of G^* , and those dual trees are in bijection with the primal spanning trees of G (Lemma 5), this algorithm gives us a uniformly random sample from the set of spanning trees of G .

We apply Lemma 8 to the $(m-1) \times \frac{n-1}{2}$ dual sub-grid outlined in the top (red) rectangle in Figure 1, with initial vertex a^* . Note that $j_0 = 1$ because the coordinate system is shifted so that a^* is in the bottom row. Lemma 8 says that a random walk from a^* will first exit the sub-grid above, to the left, or to the right (just not below) with probability at least

$$\frac{1}{\frac{n-1}{2} + 1} > \frac{1}{(n-1) + 1} = \frac{1}{n}.$$

This clearly applies to our loop-erased random walk as well: The probability that the first walk in Wilson's algorithm, which starts from a^* , makes it to the outer face r^* without ever entering the bottom half of the grid is at least $\frac{1}{n}$. Assuming this happens, we may then apply the same argument to the bottom (blue) rectangle, for the next random walk starting from b^* . By independence, with probability at least $\frac{1}{n^2}$, both paths will have made it to r^* without crossing the horizontal midline.

Assume that this happens, as it does in Figure 1. Let P_a^* be the path from a^* to the boundary, and let P_b^* be the path from b^* to the boundary. Since both P_a^* and P_b^* will be included in T^* , we know that T cannot cross these paths. This means e must be included in T . Moreover, P_a^* and P_b^* completely determine the number of vertices on each side of e in T , as follows. Suppose there are X vertices in the top-half of the grid to the left of P_a^* , Y vertices in the top-half of the grid to the right of P_a^* , Z vertices in the bottom-half of the grid to the left of P_b^* , and W vertices in the bottom-half of the grid to the right of P_b^* . Then the subtree of T to the left of e will have $X + Z + \frac{m}{2}$ vertices, and the subtree to the right of e will have $Y + W + \frac{m}{2}$ vertices (the $\frac{m}{2}$ terms come from the vertices on the horizontal midline). Observe that the distribution, over the random

Thus, the probability that e splits a uniformly random spanning tree T into a balanced 2-forest is at least

$$\frac{1}{4} \cdot \left(\frac{2}{n}\right)^2 \cdot \frac{1}{mn} = \frac{1}{mn^3}.$$

Finally, consider the case where m is odd and n is even. Now there are four horizontal central edges, of which we pick the top-right one without loss of generality. With probability $\frac{1}{16}$, the random walk from b^* first steps to the left and then down into the blue rectangle, as in Figure 2 (middle). Now we can again apply the same arguments as above to the subgrids of dimensions $m \times (n/2 - 1)$ showing the probability the remaining paths leave their subgrids at the boundary of G are both at least $\frac{2}{m}$. While the random walk in the top grid no longer begins exactly in the center of the top grid (it can't, because this grid is now of even width), the top and bottom grids are rotationally symmetric, with the top walk beginning just one unit left of center and the bottom walk beginning one unit right of center. As before, the distributions of difference of the number of vertices on each side of the path are identical and are supported on sets of size at most mn , so by Lemma 9, the probability these differences are identical is at least $\frac{1}{mn}$. Thus, the probability that e splits a uniformly random spanning tree T into a balanced 2-forest is at least

$$\frac{1}{16} \cdot \left(\frac{2}{n}\right)^2 \cdot \frac{1}{mn} = \frac{1}{4mn^3}. \quad \square$$

We now use this lemma to prove Theorem 3.

Proof of Theorem 3. Recall that $N = nm$ is the total number of vertices. Assuming $m \geq n$, we know that $mn^3 \leq m^2n^2 = N^2$. Thus, in the case where m is even, we simply choose one of the horizontal central edges, which, by Lemma 7, splits a random tree into a balanced 2-forest with probability at least $\frac{1}{mn^3} \geq \frac{1}{N^2}$. In the case where m is odd (and so n must be even) there are 4 horizontal central edges, each of which will split a random tree into a balanced 2-forest with probability at least $\frac{1}{4mn^3}$. Since these 4 events are mutually exclusive, one of these four will give a balanced split with probability at least $\frac{1}{mn^3} \geq \frac{1}{N^2}$. \square

4 k -partitions

In this section we prove Theorem 4. The proof proceeds along similar lines as the proof of Lemma 7. We require the following stronger lemmas about random walks on grids. This is similar to Lemma 8, except that now we are also not allowed to hit the left or right sides, which makes the proof significantly more involved. We begin by proving a result about square grids, then extend this to tall thin rectangles.

Lemma 10. *For any odd integer ℓ , let G be the $(2\ell + 1) \times (2\ell + 1)$ grid graph whose coordinates are given by $\{-\ell, \dots, \ell\} \times \{0, \dots, 2\ell\}$. For a random walk in \mathbb{Z}^2 beginning at vertex $(0, 0)$, the probability this random walk first exits G to a vertex with coordinate $(i, 2\ell + 1)$ for some integer $-\ell \leq i \leq \ell$, is at least $1/B\ell$ for some constant B .*

Proof. Let \mathcal{L} denote the event we are interested in, that a random walk in \mathbb{Z}^2 beginning at vertex $(0, 0)$ first exits G to a vertex with coordinate $(i, 2\ell + 1)$. Our proof giving a lower bound on $\Pr(\mathcal{L})$ will use the following three claims:

Claim 1. *A simple random walk on \mathbb{Z} from 0 reaches vertex n within $2n^2$ steps with probability at least $\frac{1}{4}$.*

Claim 2. For any j , conditioned on the event that a simple random walk on \mathbb{Z} from 0 of fixed length $j \geq x$ ends at the vertex $x > 0$, the probability that the walk never revisits 0 is $\frac{x}{j}$.

Claim 3. There is a constant λ such that for any D , a simple random walk on \mathbb{Z} from 0 of length $\leq D\ell^2$ has probability $\geq e^{-\lambda D}$ of never leaving the interval $[-\ell, \ell]$.

We give elementary proofs of these claims below, but first let us use them to prove that for an absolute constant B ,

$$\Pr(\mathcal{L}) \geq \frac{1}{B\ell}. \quad (3)$$

In particular, we will consider a walk of fixed length $40\ell^2$, and show that with probability at least $\frac{1}{B\ell}$, such a walk from $(0, 0)$ will exit G from the top side and do so before exiting any other side.

The random walk of length $40\ell^2$ is associated to an i.i.d. sequence of length $40\ell^2$ over the four directions in the lattice, which we denote (in cyclic order) by N, E, S, W. We generate the random walk in two steps:

1. We generate a uniform binary sequence of length $40\ell^2$ over the symbols $\{H, V\}$.
2. We independently replace each symbol H with a symbol E or W with probability $\frac{1}{2}$, and each symbol V with a symbol N or S with probability $\frac{1}{2}$.

Observe first that, with high probability, there are between $18\ell^2$ and $22\ell^2$ symbols of each type H and V after the first step. In particular, we will simply condition on the event that the number of symbols H and V fall in this particular range. By associating steps S and W to -1 and N and E to $+1$, we can associate to the sequence of replacements for the H 's a random walk W_H on \mathbb{Z} , and to the sequence of replacements for the V 's a 1D random walk W_V on \mathbb{Z} . We need to put a lower bound on the probability that W_H never leaves the interval $[-\ell, \ell]$ AND W_V reaches $2\ell + 1$ without visiting -1 . Conditioned on the lengths of the walks W_V, W_H , these are independent events; thus it suffice to prove lower bounds on the probabilities of these two events conditioned on any fixed lengths for W_V and W_H between $18\ell^2$ and $22\ell^2$.

We first consider the case of W_V . We define the events $\mathcal{E}', \mathcal{E}_j$ by

$$\begin{aligned} \mathcal{E}' &= \{W_V \text{ reaches } 2\ell + 1 \text{ within } 9\ell^2 \text{ steps}\} \\ \mathcal{E}_j &= \{j \text{ is the index of last visit of } W_V \text{ to } 2\ell + 1 \text{ among first } 18\ell^2 \text{ steps}\}. \end{aligned}$$

Observe that

$$\bigcup_{j \leq 18\ell^2} \mathcal{E}_j = \mathcal{E}'. \quad (4)$$

Since $\ell \geq 1$ implies $2(2\ell + 1)^2 \leq 18\ell^2$, we have from Claim 1 that

$$\Pr(\mathcal{E}') \geq \frac{1}{4}. \quad (5)$$

Now fixing some $j \leq 18\ell^2$ steps and conditioning on the event that W_V is at $2\ell + 1$ on the j th step, we have from Claim 2 that

$$\begin{aligned} &\Pr(W_V \text{ never visits } -1 \text{ before step } j \mid W_V \text{ at } 2\ell + 1 \text{ on step } j) \\ &\geq \Pr(W_V \text{ never revisits } 0 \text{ before step } j \mid W_V \text{ at } 2\ell + 1 \text{ on step } j) \geq \frac{2\ell + 1}{18\ell^2} \geq \frac{1}{9\ell}. \end{aligned} \quad (6)$$

Now (4), (5), and (6) imply that

$$\begin{aligned}
\Pr(W_V \text{ visits } 2\ell + 1 \text{ before } -1) &= \Pr(\mathcal{E}') \Pr(W_V \text{ visits } 2\ell + 1 \text{ before } -1 \mid \mathcal{E}') \\
&= \Pr(\mathcal{E}') \sum_{j \leq 9\ell^2} \Pr(\mathcal{E}_j \mid \mathcal{E}') \Pr(W_V \text{ visits } 2\ell + 1 \text{ before } -1 \mid \mathcal{E}', \mathcal{E}_j) \\
&\geq \Pr(\mathcal{E}') \sum_{j \leq 9\ell^2} \Pr(\mathcal{E}_j \mid \mathcal{E}') \Pr(W_V \text{ avoids } -1 \text{ through step } j \mid \mathcal{E}', \mathcal{E}_j) \\
&\geq \frac{1}{4} \cdot \frac{1}{9\ell} = \frac{1}{36\ell}.
\end{aligned}$$

In the final inequality, we have used the fact that for $j \leq 18\ell^2$, when conditioning on both events \mathcal{E}' and \mathcal{E}_j , the initial segment of W_V of length j is still a uniformly random walk among all walks of length j from 0 to $2\ell + 1$, as replacing such an initial segment with any other does not change the outcome of the events $\mathcal{E}', \mathcal{E}_j$.

Finally, since W_H is of length $\leq 22\ell^2$, we have from Claim 3 (with $D = 22$) that with probability at least $\exp(-22\lambda)$, W_H never leaves the interval $[-\ell, \ell]$. As we have conditioned ahead of time on the lengths of these two walks, the events corresponding to the two probabilities are independent, and so we have

$$\Pr(W_V \text{ visits } 2\ell + 1 \text{ before } -1 \text{ AND } W_H \text{ stays in } [-\ell, \ell]) \geq \frac{1}{B\ell},$$

for an absolute constant B . This completes the proof of (3); it only remains to prove the three claims.

Proof of Claim 1. Recall that simple random walk begun from s on $\{0, 1, \dots, M\}$ reaches an endpoint of this interval in expected time $s(M - s)$ (see e.g., [22, Proposition 2.1]). Thus a simple random walk on \mathbb{Z} from 0 reaches either $-n$ or n in expected time n^2 . This means that a simple random walk from 0 of length $\geq 2n^2$ reaches $-n$ or n with probability at least $\frac{1}{2}$, as Markov's inequality implies that the probability that the hitting time exceeds $2n^2$ is $\leq \frac{n^2}{2n^2}$. By symmetry the probability it reaches n is thus at least $\frac{1}{4}$. This proves Claim 1.

Proof of Claim 2. This is a consequence of Bertrand's ballot theorem. If the walk of length $j \geq x$ ends at the vertex $x > 0$, it takes $R = \frac{j+x}{2}$ steps to the right and $L = \frac{j-x}{2}$ steps to the left. Bertrand's ballot theorem then implies that the probability that among any initial nonempty segment, there is never as many left steps as right steps, is precisely

$$\frac{R - L}{R + L} = \frac{x}{j}.$$

Proof of Claim 3. Choose $K = \frac{1}{20}\ell^2$. Consider K -step simple random walk on \mathbb{Z} starting from 0. Observe that by Chernoff bounds, if S_K is the location after K steps,

$$\Pr(S_K \geq \ell/2) \leq e^{-(\ell/2)^2/2K} = e^{-5/2} < \frac{1}{10},$$

It follows that with probability $> \frac{9}{10}$, a simple random walk of length $K = \frac{1}{20}\ell^2$ from 0 in \mathbb{Z} will not end at a vertex $S_K \geq \ell$. Recall the standard reflection principle for simple random walk:

$$\Pr(\max_{j \leq n} S_j \geq T) = \Pr(S_n \geq T) + \Pr(S_n \geq T + 1). \quad (7)$$

It follows that with probability $\geq \frac{8}{10}$, the walk S_0, \dots, S_K will never exceed $\ell/2$. By symmetry, with probability $\geq \frac{6}{10} \geq \frac{1}{2}$, it will never leave the interval $\mathcal{I} = [-\ell/2, \ell/2]$. Thus, with probability at least $\frac{1}{4}$, the random walk will both not leave the interval \mathcal{I} and end in the nonnegative (respectively, nonpositive) side of the interval. Repeated applications of this simple fact then give Claim 3 as follows:

We break the random walk $S_0, S_1, \dots, S_{D\ell^2}$ into $D\ell^2/K = 20D$ walks, each of length K . From the observation of the previous paragraph, each such walk has probability at least $\frac{1}{4}$ of never deviating more than $\ell/2$ from its starting point and ending to the right or left of its starting point, according to whichever direction the origin 0 is from the starting point of the walk. In this way, with probability $\geq (\frac{1}{4})^{20D}$, every walk begins and ends within $\ell/2$ of the origin, and never ventures more than $\ell/2$ from its starting point. In this way the whole concatenated walk remains within ℓ of the origin. This proves Claim 3 with $\lambda = 20 \ln 4$, and thus completes the proof of the Lemma. \square

The following lemma extends these results beyond a square region to a narrow rectangle, provided its width is at least a constant fraction of its height.

Lemma 11. *Suppose there is a constant $\varepsilon > 0$ such that $m > \varepsilon n$. Let G be the $(m+1) \times (n+1)$ grid graph induced by the subset $\{0, \dots, m\} \times \{0, \dots, n\}$ of the grid \mathbb{Z}^2 , where $m+1$ is odd, and let $(i_0, j_0) = (\frac{m}{2}, 0)$. The probability that a random walk from (i_0, j_0) in \mathbb{Z}^2 exits G for the first time to a vertex (i', j') with $j' = n+1$ is at least $\frac{1}{Ane^{A/\varepsilon}}$, for a fixed constant A .*

Proof. First, we consider the case where $m \geq n$. In this case, set $\ell = \lfloor (n+1)/2 \rfloor$, so that $2\ell + 1$ is equal to $n+1$ or $n+2$, whichever is odd. By Lemma 10, there is a constant B such that the probability the a random walk starting at $(m/2, 0)$ first exits the rectangle at some $(i', n+1)$ for some $i' \in [m/2 - \ell, m/2 + \ell]$ without ever leaving this interval of x -coordinates is at least $1/Bn$ for some constant B . When $m \geq n$, this interval is a subset of $[0, m]$, and so the probability a random walk from $(m/2)$ first exits G to some $(i', n+1)$ is at least $1/Bn$ as well; appropriate choice of A such that $Ae^A > B$ proves the lemma.

Now, suppose $m < n$. For $\ell = \lfloor \frac{m-2}{4} \rfloor$, define \mathcal{S}_0 to be the $(2\ell+1) \times (2\ell+1)$ square subset of G induced by the vertices (x, y) with $\lfloor \frac{m}{2} \rfloor - \ell \leq x \leq \lfloor \frac{m}{2} \rfloor + \ell$ and $0 \leq y < (2\ell+1)$. Given a random walk in \mathbb{Z}^2 beginning at $(\frac{m}{2}, 0)$, we define \mathcal{L}_0 to be the event that the random walk exits the square \mathcal{S}_0 for the first time along its top side. By Lemma 10, $\Pr(\mathcal{L}_0) \geq \frac{1}{B\ell} \geq \frac{1}{Bm}$ as $\ell \leq m$. We now show how one can extend this path from the top of \mathcal{S}_0 to the top boundary of G in a reasonably likely way.

For any vertex $v \in \mathbb{Z}^2$ and positive integer ℓ , for a random walk in \mathbb{Z}^2 starting from v , define events $\mathcal{L}_{v,\ell}^{\text{NNW}}$ and $\mathcal{L}_{v,\ell}^{\text{NNE}}$, as the events that random walk from v first exits the $(2\ell+1) \times (2\ell+1)$ square centered at v along the left half or right half, respectively, of the top side of the square. In the case where the random walk exits at the middle of the top side of the square, we say both events occur. In this way, by the symmetries of the square, we have that

$$\Pr(\mathcal{L}_{v,\ell}^{\text{NNE}}) = \Pr(\mathcal{L}_{v,\ell}^{\text{NNW}}) \geq \frac{1}{8}. \quad (8)$$

Now, given v and ℓ , we can define $\mathcal{L}_{v,\ell}^{\text{N0}}$ to be the event $\mathcal{L}_{v,\ell}^{\text{NNE}}$ whenever the horizontal coordinate of v is $< \frac{m}{2}$, and to be $\mathcal{L}_{v,\ell}^{\text{NNW}}$ whenever the horizontal coordinate of v is $\geq \frac{m}{2}$.

Let $v_0 = (\frac{m}{2}, 0)$, and let v_1 be the first vertex outside \mathcal{S}_0 encountered in a random walk in \mathbb{Z}^2 starting at v_0 . For each $i \geq 1$, define \mathcal{S}_i to be the $(2\ell+1) \times (2\ell+1)$ square centered at v_i , and let v_{i+1} be the first vertex outside \mathcal{S}_i in a random walk beginning at v_i ; see Figure 3. To prove the lemma, note that if \mathcal{L}_0 occurs and, for each subsequent v_i for $i = 1, \dots, L$ where $L = \left\lceil \frac{2(n-2\ell)}{2\ell+2} \right\rceil$, event

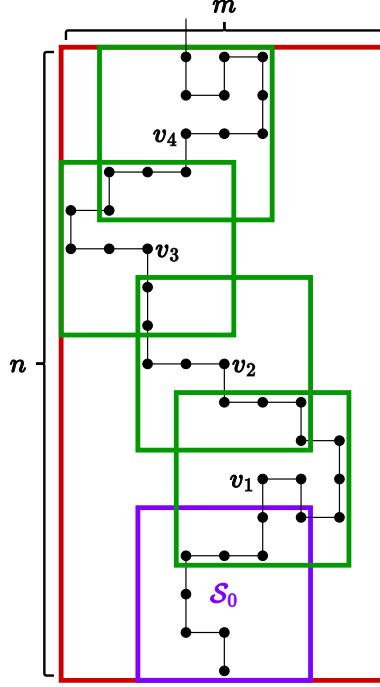


Figure 3: A random walk from the bottom of the red rectangle that first exits at the very top because each of the events $\mathcal{L}_0, \mathcal{L}_{v_1, \ell}^{N0}, \mathcal{L}_{v_2, \ell}^{N0}, \dots, \mathcal{L}_{v_L, \ell}^{N0}$ occur. Here $m = 10$, $n = 16$, $\ell = 2$, and $L = 4$. The event \mathcal{L}_0 says that the walk from the bottom first exits the bottom purple outlined square to some vertex v_1 above the top. From there, each subsequent event $\mathcal{L}_{v_i, \ell}$ says that the walk exits the next green square along the top, on the side of the top boundary that is closer to the center.

$\mathcal{L}_{v, \ell}^{N0}$ occurs, then the random walk from $(\frac{m}{2}, 0)$ first exits G to a vertex $(i', n + 1)$: the initial event \mathcal{L}_0 ensures it never exits the bottom of the rectangle; the choice of $N0 = NNW$ or $N0 = NNE$ ensures it never exits the side of the rectangle; and L was chosen large enough to ensure exiting \mathcal{S}_L along its top implies exiting G along its top. Therefore, to prove the lemma, it suffices to prove a lower bound, for any fixed sequence v_1, \dots, v_L on the product

$$\Pr(\mathcal{L}_0) \prod_{i=1}^L \Pr(\mathcal{L}_{v_i, \ell}^{N0} | v_i) = \Pr(\mathcal{L}_0) \prod_{i=1}^L \Pr(\mathcal{L}_{v_i, \ell}^{N0}) \geq \frac{1}{Bm8^L} \geq \frac{1}{Bn8^L}. \quad (9)$$

Note that the side length of the square is $2\ell + 1 \geq \frac{m}{2} - 1$, and so

$$L \leq \frac{2n}{2\ell + 2} \leq \frac{2n}{m/2} = \frac{4n}{m} \leq \frac{4n}{\varepsilon n} = \frac{4}{\varepsilon}. \quad (10)$$

Combining (9) and (10), we conclude that the probability the random walk S_0, S_1, S_2, \dots , exits at the very top is at least

$$\frac{1}{Bn8^L} \geq \frac{1}{Bn8^{4/\varepsilon}} \quad (11)$$

For an appropriate choice of constant $A \geq \max\{B, 4 \ln 8\}$, this is of the form $1/(Ane^{A/\varepsilon})$ claimed in the statement of the Lemma; note using the same constant A twice is just a simplification for convenient bookkeeping. \square

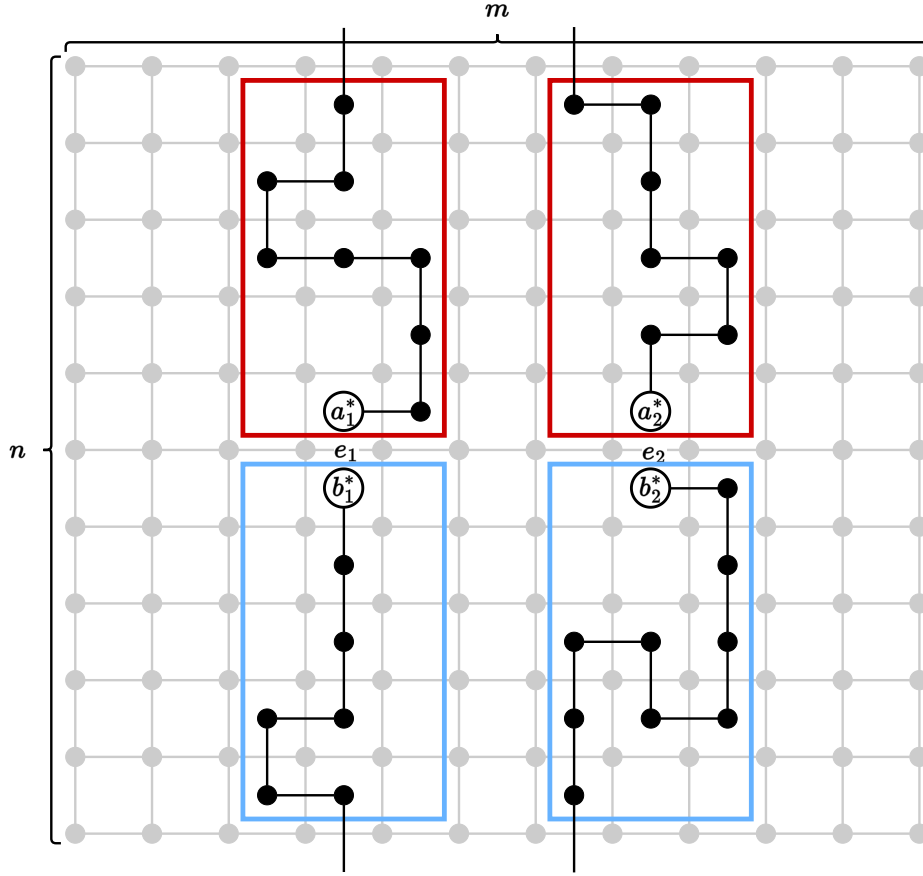


Figure 4: A possible run of the dual graph spanning tree sampling algorithm in the proof of Theorem 4 when m is odd. In this example, $m = 12$, $n = 11$, and $k = 3$. The primal graph G is depicted in gray, and the first four random walks in the dual graph G^* are depicted in black.

We now use these lemmas to prove our main theorem.

Proof of Theorem 4. As in the proof of Lemma 7, we assume $n > 1$ so that Lemma 5 applies, and we first consider the case where n is odd. For each $1 \leq i \leq k - 1$, we define $e_i := \{(\frac{m}{k}i, \frac{n+1}{2}), (\frac{m}{k}i + 1, \frac{n+1}{2})\}$. As shown in Figure 4, these edges lie on the horizontal midline of the grid and divide it vertically into k equal pieces. For each index i , let a_i^* and b_i^* be the faces respectively above and below e_i .

We generate a random spanning tree T of G by running Wilson's algorithm on the dual graph G^* with the outer face r^* as the root. We start the first $2(k - 1)$ random walks from $a_1^*, b_1^*, a_2^*, b_2^*, \dots, a_{k-1}^*, b_{k-1}^*$, assuming each of these vertices of G^* has not yet been added to the tree. The remaining starting points can be determined arbitrarily, and we output the tree T that is dual to the uniformly random spanning tree T^* of G^* sampled by Wilson's algorithm. We will show that $S := \{e_1, e_2, \dots, e_k\}$ splits G into a balanced k -forest with sufficiently large probability.

We apply Lemma 11 to each of the red and blue rectangles depicted in Figure 4, which all have grid dimensions $(\frac{m}{k} - 1) \times \frac{n-1}{2}$ if $\frac{m}{k}$ is even and $\frac{m}{k} \times \frac{n-1}{2}$ if $\frac{m}{k}$ is odd. Independently, by applying Lemma 11 to each of these grids with $\varepsilon = 2/k$ and recalling $m \geq n$, each random walk makes it to

the far side of its rectangle with probability at least

$$\frac{1}{Ane^{-Ak/2}}, \tag{12}$$

for a fixed constant A .

When this happens, we then apply the same symmetry argument from the proof of Lemma 7 to each pair of rectangles to conclude that, within each red-blue pair of rectangles, the the number of vertices of G to the left of the paths is equal to the number of vertices in to the right of the paths with probability at least $\frac{1}{2^{p+1}}$, where

$$p := \binom{m}{k} - 1 \cdot \left(\frac{n-1}{2} - 1 \right)$$

is (an upper bound on) the number of vertices of G in each rectangle. Simplifying this expression, a lower bound on this probability is $\frac{k}{mn}$. By independence, all pairs of rectangles will be balanced (as they are in Figure 4) with probability at least

$$\left(\frac{k}{mn} \right)^{k-1},$$

in which case $T \setminus S$ will be a balanced k -forest. Altogether, this will happen with probability at least

$$\left(\frac{1}{Ane^{Ak/2}} \right)^{2(k-1)} \cdot \left(\frac{k}{mn} \right)^{k-1} \geq \frac{1}{\beta k^2 m^{k-1} n^{3k-3}}$$

for β a fixed constant.

In the case where n is even, we may apply the same trick as in the proof of Lemma 7, assuming that each path goes downward one step first. This simply tacks on another factor of $\frac{1}{4^{k-1}}$ to the final probability bound, which can be incorporated into the βk^2 term. \square

Acknowledgements

This material is based upon work supported by the National Science Foundation under Grant No. DMS-1928930 and by the Alfred P. Sloan Foundation under grant G-2021-16778, while the authors were in residence at the Simons Laufer Mathematical Sciences Institute (formerly MSRI) in Berkeley, California, during the Fall 2023 semester. S. Cannon is supported in part by NSF CCF-2104795. W. Pegden is supported in part by NSF DMS-2054503.

References

- [1] Nima Anari, Kuikui Liu, Shayan Oveis Gharan, Cynthia Vinzant, and Thuy-Duong Vuong. Log-concave polynomials IV: Approximate exchange, tight mixing times, and near-optimal sampling of forests. In *Proceedings of the 53rd Annual ACM SIGACT Symposium on Theory of Computing*, STOC 2021, page 408–420, New York, NY, USA, 2021. Association for Computing Machinery.
- [2] Eric Autry, Daniel Carter, Gregory Herschlag, Zach Hunter, and Jonathan C. Mattingly. Metropolized forest recombination for Monte Carlo sampling of graph partitions. *SIAM Journal on Applied Mathematics*, 83(4):1366–1391, 2023.

- [3] Eric A. Autry, Daniel Carter, Gregory Herschlag, Zach Hunter, and Jonathan C. Mattingly. Metropolized multiscale forest recombination for redistricting. *Multiscale Modeling & Simulation*, 19(4):1885–1914, 2021.
- [4] Amariah Becker, Daryl R. DeFord, Dara Gold, Sam Hirsch, Mary E. Marshall, and Jessica Ring Amunson. Brief of Computational Redistricting Experts as *amici curiae* in support of Appellees and Respondents. *Merrill v. Milligan; Merrill v. Caster*; United States Supreme Court, 2022. Nos. 21-1086, 21-1087, 2022.
- [5] Amariah Becker, Moon Duchin, Dara Gold, and Sam Hirsch. Computational redistricting and the Voting Rights Act. *Election Law Journal: Rules, Politics, and Policy*, 20(4):407–441, 2021.
- [6] Gerdus Benadè, Ruth Buck, Moon Duchin, Dara Gold, and Thomas Weighill. Ranked choice voting and proportional representation. Working Paper. Available at <https://ssrn.com/abstract=3778021>, 2021.
- [7] Sophia Caldera, Daryl DeFord, Moon Duchin, Samuel C. Gutekunst, and Cara Nix. Mathematics of nested districts: The case of Alaska. *Statistics and Public Policy*, pages 1–22, 2020.
- [8] Sarah Cannon, Moon Duchin, Dana Randall, and Parker Rule. Spanning tree methods for sampling graph partitions. Preprint. Available at <https://arxiv.org/abs/2210.01401>, 2022.
- [9] Moses Charikar, Paul Liu, Tianyu Liu, and Thuy-Duong Vuong. On the complexity of sampling redistricting plans. Preprint. Available at <https://arxiv.org/abs/2206.04883>.
- [10] Jowei Chen, Christopher S. Elmendorf, Ruth Greenwood, Theresa J. Lee, Nicholas O. Stephanopoulos, and Christopher S. Warshaw. Brief of *amici curiae* Professors Jowei Chen, Christopher S. Elmendorf, Nicholas O. Stephanopoulos, and Christopher S. Warshaw in support of Appellees/Respondents. *Merrill v. Milligan; Merrill v. Caster*; United States Supreme Court, 2022. Nos. 21-1086, 21-1087, 2022.
- [11] Jowei Chen and Nicholas O. Stephanopoulos. The race-blind future of voting rights. *The Yale Law Journal*, 130(4), 2021.
- [12] Jeanne N. Clelland, Nicholas Bossenbroek, Thomas Heckmaster, Adam Nelson, Peter Rock, and Jade VanAusdall. Compactness statistics for spanning tree recombination. Preprint. Available at <https://arxiv.org/abs/2103.02699>, 2021.
- [13] Aloni Cohen, Moon Duchin, JN Matthews, and Bhushan Suwal. Census TopDown: The Impacts of Differential Privacy on Redistricting. In Katrina Ligett and Swati Gupta, editors, *2nd Symposium on Foundations of Responsible Computing (FORC 2021)*, volume 192 of *Leibniz International Proceedings in Informatics (LIPIcs)*, pages 5:1–5:22, Dagstuhl, Germany, 2021. Schloss Dagstuhl – Leibniz-Zentrum für Informatik.
- [14] Daryl DeFord, Moon Duchin, and Justin Solomon. A computational approach to measuring vote elasticity and competitiveness. *Statistics and Public Policy*, 7(1):69–86, 2020.
- [15] Daryl DeFord, Moon Duchin, and Justin Solomon. Recombination: A Family of Markov Chains for Redistricting. *Harvard Data Science Review*, 3(1), 2021.

- [16] Moon Duchin, Jeanne Clelland, Daryl DeFord, Jordan Ellenberg, Tyler Jarvis, Nestor Guillen, Dmitry Morozov, Elchanan Mossel, Dana Randall, Justin Solomon, Ari Stern, Guy-Uriel Charles, Luis Fuentes-Rohwer, Anna Dorman, Dana Paikowsky, and Robin Tholin. Amicus brief of mathematicians, law professors, and students in support of appellees and affirmance. *Rucho v. Common Cause*, United States Supreme Court, 2019. Available at <https://mggg.org/SCOTUS-MathBrief.pdf>, 2019.
- [17] Moon Duchin and Douglas M. Spencer. Models, Race, and the Law. *The Yale Law Journal*, 130:744–797, 2021.
- [18] Benjamin Fifield, Michael Higgins, Kosuke Imai, and Alexander Tarr. Automated redistricting simulation using Markov chain Monte Carlo. *Journal of Computational and Graphical Statistics*, 29(4):715–728, 2020.
- [19] Alan Frieze and Wesley Pegden. Subexponential mixing for partition chains on grid-like graphs. In *Proceedings of the 2023 Annual ACM-SIAM Symposium on Discrete Algorithms (SODA)*, pages 3317–3329, 2023.
- [20] Gregory Herschlag, Han Sung Kang, Justin Luo, Christy Vaughn Graves, Sachet Bangia, Robert Ravier, and Jonathan C. Mattingly. Quantifying gerrymandering in North Carolina. *Statistics and Public Policy*, 7(1):452–479, 2020.
- [21] Christopher T. Kenny, Shiro Kuriwaki, Cory McCartan, Evan T. R. Rosenman, Tyler Simko, and Kosuke Imai. The use of differential privacy for census data and its impact on redistricting: The case of the 2020 U.S. Census. *Science Advances*, 7(41):eabk3283, 2021.
- [22] David A Levin and Yuval Peres. *Markov chains and mixing times*. American Mathematical Society, second edition edition, 2017.
- [23] Jonathan C. Mattingly. Expert report on the North Carolina State Legislature and Congressional redistricting (corrected version). *Harper v. Hall*, North Carolina Superior Court, Wake County, No. 21-cvs-500085, 2021.
- [24] Cory McCartan and Kosuke Imai. Sequential Monte Carlo for sampling balanced and compact redistricting plans. Submitted. Available at <https://arxiv.org/abs/2008.06131>.
- [25] Ariel D. Procaccia and Jamie Tucker-Foltz. Compact redistricting plans have many spanning trees. *ACM-SIAM Symposium on Discrete Algorithms (SODA)*, 2022.
- [26] Kristopher Tapp. Spanning tree bounds for grid graphs. *arXiv preprint arXiv:2109.05987*, 2021.
- [27] David Bruce Wilson. Generating random spanning trees more quickly than the cover time. In *Proceedings of the Twenty-Eighth Annual ACM Symposium on Theory of Computing*, STOC, page 296–303, 1996.
- [28] Zhanzhan Zhao, Cyrus Hettle, Swati Gupta, Jonathan Christopher Mattingly, Dana Randall, and Gregory Joseph Herschlag. Mathematically quantifying non-responsiveness of the 2021 Georgia Congressional districting plan. In *Equity and Access in Algorithms, Mechanisms, and Optimization*, EAAMO '22. Association for Computing Machinery, 2022.