

Bootstrap-based tests for the total time on test order, the NBUE property, and the excess wealth order

Tommaso Lando^{1,2,*}, Sirio Legramanti¹

Abstract

Given a pair of non-negative random variables X and Y , we introduce a class of nonparametric tests for the null hypothesis that X dominates Y in the total time on test order. Critical values are determined using bootstrap-based inference, and the tests are shown to be consistent. The same approach is used to construct tests for the excess wealth order. As a byproduct, we also obtain a class of goodness-of-fit tests for the NBUE family of distributions.

Keywords: Expected shortfall, New better than used in expectation, Nonparametric test, Stochastic order, Total time on test transform

1. Introduction

Let H be a cumulative distribution function (CDF) defined on the nonnegative half-line, with finite mean μ_H and quantile function $H^{-1}(p) = \inf\{u : H(u) \geq p\}$. In this paper, we will consider the following transforms:

$$T_H(p) = \int_0^{H^{-1}(p)} (1 - H(x))dx, \quad W_H(p) = \int_{H^{-1}(p)}^1 (1 - H(x))dx = \mu_H - T_H(p).$$

T_H is referred to as the *total time on test* (TTT) transform of H , and is a primary tool in reliability and survival analysis (Marshall and Olkin, 2007). In particular, when testing the lifetime of a population with distribution H , $T_H(p)$ gives the expected lifetime of the items in the population not exceeding the p -th quantile. In fact, if $Z \sim H$, the TTT transform may be expressed as $T_H(p) = \mathbb{E}(\min(Z, H^{-1}(p)))$. Differently, W_H is known as the *excess wealth* transform or *expected shortfall* at level p . In particular, for an income distribution H , $W_H(p)$ can be interpreted as the expected additional wealth of the individuals whose wealth exceeds the p -th quantile. More formally, $W_H(p) = \mathbb{E}(\max(Z, H^{-1}(p)))$. This transform is commonly employed in insurance mathematics (Dhaene et al., 2006).

Given a pair of non-negative random variables, X and Y , with CDFs F and G , respectively, TTT and excess wealth transforms may be used to define two complementary stochastic orders, recalled in the following definition.

Definition 1.

1. X dominates Y in the TTT order, abbreviated as $X \geq_{ttt} Y$, if $T_F(p) \geq T_G(p)$, $\forall p \in [0, 1]$.
2. X dominates Y in the excess wealth order, abbreviated as $X \geq_{ew} Y$, if $W_F(p) \geq W_G(p)$, $\forall p \in [0, 1]$.

The TTT order has been studied, for instance, by Kochar et al. (2002), Li and Shaked (2007), Belzunce et al. (2014) and Belzunce and Martínez-Riquelme (2015). It compares random variables in terms of size and dispersion. The TTT order is weaker than the usual stochastic order, but it implies the well-known *increasing concave order*, also known as *second-order stochastic dominance* (Shaked and Shantikumar, 2007). One of the main applications of the TTT order is comparing lifetime distributions, thanks to the key role of the TTT transform in life testing problems.

*Corresponding author

Email address: tommaso.lando@unibg.it (Tommaso Lando)

¹Department of Economics, University of Bergamo, Italy

²Department of Finance, VŠB-TU Ostrava, Czech Republic

In particular, if X and Y represent the random lifetime in two populations, $X \geq_{ttt} Y$ means that, for every proportion $p \in [0, 1]$, the expected lifetime of the items in X , up to its p -th quantile $F^{-1}(p)$, is greater than or equal to the expected lifetime in Y , up to the corresponding quantile $G^{-1}(p)$. Differently, the excess wealth order has been mostly applied in insurance mathematics, where the main focus is comparing risks (Denuit and Vermandele, 1999; Sordo, 2009).

The objective of this paper is to test the null hypothesis $\mathcal{H}_0^{ttt} : X \geq_{ttt} Y$ versus the alternative $\mathcal{H}_1^{ttt} : X \not\geq_{ttt} Y$. Given the relation between the TTT and the excess wealth transforms, the same approach may be used to test $\mathcal{H}_0^{ew} : X \geq_{ew} Y$ versus $\mathcal{H}_1^{ew} : X \not\geq_{ew} Y$. Belzunce et al. (2005) proposed nonparametric tests for the TTT order, considering the null hypothesis of equality in distribution versus the alternative of strict dominance. Tests of this kind have the disadvantage that we don't know how they behave under $X \not\geq_{ttt} Y$. On the other hand, setting $X \geq_{ttt} Y$ as the null hypothesis, it is difficult to determine the distribution of the test statistic under \mathcal{H}_0^{ttt} , as this contains infinitely many pairs of distributions. Using a similar approach as in Barrett et al. (2014) (see also Barrett and Donald (2003)), we propose a family of conservative tests for the TTT order, in which critical values are approximated using bootstrap procedures. The same approach can be used to construct tests for the excess wealth order. Consistency of these tests is established under relatively mild distributional assumptions, which allow for both dependent and independent sampling schemes.

The TTT order can be used to define the *new better than used in expectation* (NBUE) family of distributions. The NBUE condition has applications in survival analysis and reliability. For example, it can be used in age replacement policies (Barlow and Proschan, 1975), applied to shock models (Block and Savits, 1978), or used to derive bounds for the survival function (Cheng and Lam, 2002; Brown, 2013). This condition expresses the notion of positive ageing – meaning that ageing has an adverse effect on lifetime – in a weaker sense compared to popular other properties, such as the *increasing hazard rate* (IHR), the *increasing hazard rate on average* (IHRA) and the *decreasing mean residual life* (DMRL) ones (Marshall and Olkin, 2007). In particular, a lifetime random variable X is said to be NBUE if $X/\mu_F \geq_{ttt} E$, where E is a unit exponential random variable. By exploiting this relation, the approach considered in this paper can also be used to define a class of bootstrap-based tests for the null hypothesis $\mathcal{H}_0^{NBUE} : X/\mu_F \geq_{ttt} E$ versus the alternative $\mathcal{H}_1^{NBUE} : X/\mu_F \not\geq_{ttt} E$. This class of tests may be used as a reliable alternative to other popular tests (see for instance Hollander and Proschan (1975); Anis and Mitra (2011); Anis and Basu (2014)), which consider the null hypothesis of exponentiality, namely, $\mathcal{H}_0^E : X/\mu_f =_d E$, versus the alternative that F is strictly NBUE, namely, $X/\mu_F >_{ttt} E$. Such tests are not exhaustive, in other words, they are not supposed to work under \mathcal{H}_1^{NBUE} .

The rest of this paper is organised as follows. In Section 2, we introduce a class of test statistics that measure departures from the null hypothesis \mathcal{H}_0^{ttt} . In Section 3, we establish the consistency properties of our class of tests. In Section 4, we obtain tests for the NBUE null hypothesis using the relation between the TTT order and the NBUE class, while in Section 5 we extend our approach to the excess wealth order. Finite sample properties of our tests are investigated by simulation studies in Section 6. All proofs are reported in the Appendix.

2. Construction of the tests

Throughout this paper, let $C[0, 1]$ denote the space of bounded continuous functions over $[0, 1]$. Given some $v \in C[0, 1]$ and $p \geq 1$, $\|v\|_p$ denotes the L^p norm of v , that is, for p finite, $\|v\|_p = (\int_0^1 |v(t)|^p dt)^{1/p}$, while $\|v\|_\infty = \sup_{[0,1]} |v|$ is the uniform norm.

By Definition 1, \mathcal{H}_0^{ttt} is false if and only if the difference $\delta(u) = T_G(p) - T_F(p)$ is positive at some point $p \in (0, 1]$. Therefore, we can measure the positive part of δ , namely, $\delta_+ = \max(0, \delta)$ with the following family of functionals

$$\Phi_r(\delta) = \|\delta_+\|_r,$$

for $r \geq 1$, including $r = \infty$. The following properties hold (for the proof see Lando and Legramanti (2023)).

Proposition 1. *For every $\delta_1, \delta_2 \in C[0, 1]$ and for every $r \geq 1$, Φ_r satisfies the following properties.*

1. *If $\delta_1(p) = 0, \forall p \in [0, 1]$, then $\Phi_r(\delta_1) = 0$;*
2. *if $\delta_1(p) \leq 0, \forall p \in [0, 1]$, then $\Phi_r(\delta_2) \leq \Phi_r(\delta_2 - \delta_1)$ for every δ_2 ;*
3. *if $\delta_1(p) > 0$ for some $p \in [0, 1]$, then $\Phi_r(\delta_1) > 0$;*
4. $|\Phi_r(\delta_1) - \Phi_r(\delta_2)| \leq \|\delta_1 - \delta_2\|_\infty$;

5. for any positive constant $c > 0$, $c\Phi_r(\delta_1) = \Phi_r(c\delta_1)$;
6. Φ_r is convex.
7. For any $1 \leq r \leq s$, $\Phi_r(\delta_1) \leq \Phi_s(\delta_1)$

Note that Proposition 1 generalises Lemma 2 of Barrett et al. (2014), who proved it for the special cases of Φ_1 and Φ_∞ .

As established in part 3 of Proposition 1, $\mathcal{H}_0^{\text{ttt}}$ is false if and only if $\Phi_r(\delta) > 0$, therefore we reject the null hypothesis if an empirical version of $\Phi_r(\delta)$, namely $\Phi_r(\widehat{\delta})$, is significantly large. We will now discuss how to estimate δ .

2.1. Sampling assumptions

Let $\mathcal{X} = \{X_1, \dots, X_n\}$ be an i.i.d. random sample from F , and $\mathcal{Y} = \{Y_1, \dots, Y_m\}$ an i.i.d. random sample from G . In this paper, we deal with two different sampling schemes: independent sampling and matched pairs. Under independent sampling, the samples \mathcal{X} and \mathcal{Y} are independent of each other and the sample sizes n and m may differ. Differently, in the matched-pairs scheme, $n = m$ and we have n i.i.d. pairs $\{(X_1, Y_1), \dots, (X_n, Y_n)\}$ drawn from a bivariate distribution with marginal CDFs F and G , respectively. For our asymptotic analysis, we also assume that, as $n \rightarrow \infty$, also $m \rightarrow \infty$, and that $\lim_{n,m \rightarrow \infty} nm/(n+m) = \infty$, and $\lim_{n,m \rightarrow \infty} n/(n+m) = \lambda \in [0, 1]$.

2.2. Empirical TTT transform

The random samples \mathcal{X} and \mathcal{Y} defined earlier give the empirical CDFs

$$F_n(x) = \frac{1}{n} \sum_{i=1}^n \mathbb{1}(X_i \leq x), \quad G_m(x) = \frac{1}{m} \sum_{i=1}^m \mathbb{1}(Y_i \leq x).$$

We will denote the order statistics of rank k from \mathcal{X} and \mathcal{Y} with $X_{(k)}$ and $Y_{(k)}$, and the sample means by \bar{X}_n and \bar{Y}_m , respectively. The empirical counterpart of T_F , denoted by as T_{F_n} , is defined as the piecewise linear function which interpolates the jump points of the step function $\int_0^{F_n^{-1}(p)} (1 - F_n(x)) dx$. In particular, for $k = 0, \dots, n$, we have that

$$T_{F_n} \left(\frac{k}{n} \right) = \int_0^{X_{(k)}} (1 - F_n(t)) dt = \frac{1}{n} \sum_{i=1}^k (n - i + 1)(X_{(i)} - X_{(i-1)}) = \frac{n-k}{n} X_{(k)} + \frac{1}{n} \sum_{i=1}^k X_{(i)},$$

where $X_{(0)} := 0$. The sample mean is obtained as $T_{F_n}(1) = 1/n \sum_{i=1}^n X_{(i)} = \bar{X}_n$. Note that, when testing the lifetime of n items, $nT_{F_n} \left(\frac{k}{n} \right)$ gives the total time on test up to the k -th observation. T_{G_m} is defined similarly. Now, an empirical version of δ is just $\widehat{\delta} = T_{G_m} - T_{F_n}$. It can be shown that, as n and m tend to infinity, T_{F_n} and T_{G_m} converge strongly and uniformly to T_F and T_G , respectively, in $[0, 1]$ (Barlow and Van Zwet, 1969, Theorem 2.1). This implies that $\widehat{\delta}$ also converges strongly and uniformly to δ in $[0, 1]$, under our asymptotic regime.

3. Consistency

3.1. Asymptotic properties of the test statistic

Let us define the empirical TTT processes associated with F and G as

$$t_n^F = \sqrt{n}(T_{F_n} - T_F), \quad t_m^G = \sqrt{m}(T_{G_m} - T_G),$$

respectively. Note that such processes have trajectories in $C[0, 1]$. Correspondingly, consider the process

$$\Delta_{n,m} = \sqrt{r_{n,m}}(\widehat{\delta} - \delta) = \sqrt{\frac{n}{n+m}} t_m^G - \sqrt{\frac{m}{n+m}} t_n^F,$$

where $r_{n,m} = nm/(n+m)$. Recall that, under our assumptions, $r_{nm} \rightarrow \infty$ as n and m diverge. To establish the asymptotic properties of our class of tests, we determine the limit behaviour of $\Delta_{n,m}$ via the functional delta method. However, this requires the derivation of the Hadamard derivative of the map $H \rightarrow T_H$, which can be achieved under the following assumption.

Assumption 1. Both F and G are continuously differentiable with strictly positive densities f and g , respectively, and have a finite moment of order $2 + \epsilon$ for some $\epsilon > 0$. Moreover, $F(0) = G(0) = 0$.

Let \mathcal{B} be a centered Gaussian element of $C[0, 1] \times C[0, 1]$, with covariance function

$$\text{Cov}(\mathcal{B}(x_1, y_1), \mathcal{B}(x_2, y_2)) = C(x_1 \wedge x_2, y_1 \wedge y_2) - C(x_1, y_1)C(x_2, y_2).$$

Under the independent-sampling scheme, $C(x_1, y_1) = x_1 y_1$ is the product copula, whereas, under the matched-pairs scheme, C is the copula associated with the pair (X_i, Y_i) , $i = 1, \dots, n$. Accordingly, $\mathcal{B}_1(x_1) = \mathcal{B}(x_1, 1)$ and $\mathcal{B}_2(x_2) = \mathcal{B}(1, x_2)$ are independent Brownian bridge processes under independent-sampling, but they may be dependent under paired sampling.

Theorem 1. Under Assumption 1, for the sampling schemes discussed in Section 2.1 we have

$$\sqrt{r_{n,m}}(\widehat{\delta} - \delta) \rightsquigarrow \widetilde{\mathcal{T}} = \sqrt{\lambda} \mathcal{T}_G - \sqrt{1 - \lambda} \mathcal{T}_F \quad \text{in } C[0, 1],$$

where

$$\mathcal{T}_F(p) = \frac{(1-p)\mathcal{B}_1(p)}{f \circ F^{-1}(p)} + \int_0^p \mathcal{B}_1(y) dF^{-1}(y), \quad \mathcal{T}_G(p) = \frac{(1-p)\mathcal{B}_2(p)}{g \circ G^{-1}(p)} + \int_0^p \mathcal{B}_2(y) dG^{-1}(y)$$

We measure departures from the null hypothesis with the test statistic $\widehat{\Phi}_r = \sqrt{r_{n,m}}\Phi_r(\widehat{\delta})$, in particular, ‘‘large’’ values of $\widehat{\Phi}_r$ lead to rejection of $\mathcal{H}_0^{\text{int}}$. In fact, under $\mathcal{H}_0^{\text{int}} : \delta \leq 0$, it is clear from property 2 in Proposition 1 that $\sqrt{r_{n,m}}\Phi_r(\widehat{\delta}) \leq \sqrt{r_{n,m}}\Phi_r(\widehat{\delta} - \delta)$. Moreover, taking into account properties 4 and 5 in Proposition 1, the continuous mapping theorem implies that $\sqrt{r_{n,m}}\Phi_r(\widehat{\delta} - \delta) \rightsquigarrow \Phi_r(\widetilde{\mathcal{T}})$. In other words, the test statistic $\widehat{\Phi}_r$ is dominated under the null hypothesis by a statistic that has the same asymptotic behaviour as $\Phi_r(\widetilde{\mathcal{T}})$. The same approach was used by Barrett et al. (2014) in testing Lorenz dominance.

Now, a critical value c_α is determined as the $(1 - \alpha)$ quantile of $\Phi_r(\widetilde{\mathcal{T}})$, that is, $P(\Phi_r(\widetilde{\mathcal{T}}) > c_\alpha) = \alpha$. For any $\alpha < 1/2$, such a quantile is positive, finite, and unique because $\widetilde{\mathcal{T}}$ is a mean-zero Gaussian process. Since, under $\mathcal{H}_1^{\text{int}} : X \not\leq_{\text{int}} Y$, the statistic $\widehat{\Phi}_r / \sqrt{r_{n,m}} = \Phi_r(\widehat{\delta})$ converges in probability to the strictly positive number $\Phi_r(\delta)$, then it is clear that $\widehat{\Phi}_r$ will diverge and exceed the threshold value c_α . These properties are summarised in the following lemma. The proof is omitted as it can be obtained using similar arguments as in Lemma 4 of Barrett et al. (2014).

Lemma 1.

1. Under $\mathcal{H}_0^{\text{int}}$, $\sqrt{r_{n,m}}\Phi_r(\widehat{\delta}) \leq \sqrt{r_{n,m}}\Phi_r(\widehat{\delta} - \delta) \rightsquigarrow \Phi_r(\widetilde{\mathcal{T}})$. Moreover, for any $\alpha < 1/2$, the $(1 - \alpha)$ quantile of the distribution of $\Phi_r(\widetilde{\mathcal{T}})$ is positive, finite, and unique.
2. Under $\mathcal{H}_1^{\text{int}}$, $\sqrt{r_{n,m}}\widehat{\Phi}_r \rightarrow_p \infty$.

Now, critical values may be approximated by simulating the distribution of $\Phi_r(\widetilde{\mathcal{T}})$ via bootstrap procedures.

3.2. Bootstrap-based decision rule

Let us denote the bootstrap estimators of the empirical CDFs F_n and G_m as F_n^* and G_m^* , respectively. These may be written as

$$F_n^*(x) = \frac{1}{n} \sum_{i=1}^n M_i^{(1)} \mathbb{1}(x \leq X_i), \quad G_m^*(x) = \frac{1}{m} \sum_{i=1}^m M_i^{(2)} \mathbb{1}(x \leq Y_i),$$

where $M^{(1)} = (M_1^{(1)}, \dots, M_n^{(1)})$ and $M^{(2)} = (M_1^{(2)}, \dots, M_m^{(2)})$ are independent of the data and are drawn from a multinomial distribution according to the chosen sampling scheme. In particular, under the independent-sampling scheme, $M^{(1)}$ and $M^{(2)}$ are independently drawn from multinomial distributions with uniform probabilities over n and m trials, respectively. Under the matched-pairs scheme, we have $M^{(1)} = M^{(2)}$, drawn from the multinomial distribution with uniform probabilities over $n = m$ trials, which means that we sample (with replacement) pairs of data, from the n pairs $\{(X_1, Y_1), \dots, (X_n, Y_n)\}$. Correspondingly, the bootstrap estimators of T_{F_n} and T_{G_m} are given, respectively, by $T_{F_n^*}$ and $T_{G_m^*}$. Accordingly, we have $\widehat{\delta}^* = T_{G_m^*} - T_{F_n^*}$. By applying the functional delta method for the bootstrap (see Section 3.9.3 of Van der Vaart and Wellner (1996)), one may show that $\sqrt{r_{n,m}}\Phi_r(\widehat{\delta}^* - \widehat{\delta})$ has the same limiting distribution

as $\sqrt{r_{n,m}}\Phi_r(\tilde{\mathcal{T}})$. This allows the approximation of the p -values $p = P\{\sqrt{r_{n,m}}\Phi_r(\widehat{\delta}^* - \widehat{\delta}) > \sqrt{r_{n,m}}\Phi_r(\widehat{\delta})\}$, using K bootstrap replications, namely,

$$p \approx \frac{1}{K} \sum_{k=1}^K \mathbb{1}(\sqrt{r_{n,m}}\Phi_r(\widehat{\delta}_k^* - \widehat{\delta}) > \sqrt{r_{n,m}}\Phi_r(\widehat{\delta})),$$

where $\widehat{\delta}_k^*$ is the k -th resampled realisation of $\widehat{\delta}^*$. We reject $\mathcal{H}_0^{\text{ttt}}$ whenever $p < \alpha$.

As proved in the following proposition, the bootstrap approximation of the critical values is consistent. This allows us to exploit the results of Lemma 1 and establish the asymptotic behaviour of our class of tests.

Proposition 2. *Under Assumptions 1 and the sampling schemes in Section 3.1,*

1. *If $\mathcal{H}_0^{\text{ttt}}$ is true, $\lim_{n \rightarrow \infty} P\{\text{reject } \mathcal{H}_0\} \leq \alpha$;*
2. *If $\mathcal{H}_1^{\text{ttt}}$ is true, $\lim_{n \rightarrow \infty} P\{\text{reject } \mathcal{H}_0\} = 1$.*

4. Goodness-of-fit tests for the NBUE family

The classic way of expressing the NBUE condition is assuming that, for every $t > 0$, $\mathbb{E}(X - t|X > t) \leq \mathbb{E}(X)$. This means that an item of any age t has a mean residual life smaller than or equal to the expected lifetime of a new item in the same population. Besides being weaker than the IHR, IHRA and DMRL ageing conditions, the NBUE property has the advantage that it does not require the existence of all moments, except for the first one, extending the scope of applicability of the positive ageing notion.

It is important to remark that, generally, ageing properties can also be defined in terms of a suitable stochastic order between the random variable of interest X and the unit exponential E , which indeed expresses the concept of “no ageing” thanks to its memoryless property. In this regard, as discussed in Section 1, X is NBUE if $X/\mu_F \geq_{\text{ttt}} E$. This stochastic inequality boils down to $S_F(p) \geq p, \forall p \in [0, 1]$, where $S_F = T_F/\mu_F$ is the scaled TTT transform of F , while it is easy to see that the TTT transform of E is just the identity function.

We now introduce a family of tests for $\mathcal{H}_0^{\text{NBUE}} : X/\mu_F \geq_{\text{ttt}} E$ versus $\mathcal{H}_1^{\text{NBUE}} : X/\mu_F \not\geq_{\text{ttt}} E$ based on a random sample of size n from F . Goodness-of-fit tests for ageing properties of this type are especially relevant in life testing problems and in shape-constrained statistical inference. Examples are tests for the IHR and the IHRA families (Hall and Van Keilegom, 2005; Groeneboom and Jongbloed, 2012; Lando et al., 2023; Lando, 2023). Compared to tests for the null hypothesis of exponentiality versus strictly NBUE alternatives, the approach considered in this paper has the advantage of being exhaustive, since $\mathcal{H}_0^{\text{NBUE}}$ and $\mathcal{H}_1^{\text{NBUE}}$ determine two complementary families. On the other hand, our null hypothesis $\mathcal{H}_0^{\text{NBUE}}$ is nonparametric. This requires a distribution-free approach in which critical values are computed via bootstrap.

Let $S_{F_n} = T_{F_n}/\bar{X}$ be the empirical version of S_F . We can measure deviations from the null hypothesis by measuring the positive part of the function $\widehat{\delta}(p) := p - S_{F_n}(p)$, which is the empirical counterpart of $\delta(p) = p - S_F(p)$. Under $\mathcal{H}_0^{\text{NBUE}}$, $p - S_F(p) \leq 0, \forall p \in [0, 1]$, therefore $\widehat{\delta}(p) \leq S_F(p) - S_{F_n}(p), \forall p \in [0, 1]$. The following result, based on Theorem 1, establishes the weak convergence of the process $s_n^F = \sqrt{n}(S_{F_n} - S_F)$.

Corollary 1. *Under Assumption 1, for $n \rightarrow \infty$, $s_n^F \rightsquigarrow \mathcal{S}_F$ in $C[0, 1]$, where*

$$\mathcal{S}_F(p) = \frac{\mathcal{T}_F(p)}{\mu_F} - \frac{T_F(p)\mathcal{T}_F(1)}{\mu_F^2}.$$

Since \mathcal{S}_F is a centered Gaussian process, we can establish that, under $\mathcal{H}_0^{\text{NBUE}}$,

$$\sqrt{n}\Phi_r(\widehat{\delta}) \leq \sqrt{n}\Phi_r(S_{F_n} - S_F) \rightsquigarrow \Phi_r(\mathcal{S}_F),$$

where, for any $\alpha < 1/2$, the $(1 - \alpha)$ quantile of $\Phi_r(\mathcal{S}_F)$ is positive, finite, and unique. Differently, under $\mathcal{H}_1^{\text{NBUE}}$, the test statistic $\sqrt{n}\Phi_r(\widehat{\delta})$ diverges in probability. Now, we may approximate the distribution of $\sqrt{n}\Phi_r(S_{F_n} - S_F)$ using the same bootstrap procedure discussed earlier. In particular, let $S_{F_n}^*$ be the bootstrap version of S_{F_n} . The p -values may be approximated as

$$p \approx \frac{1}{K} \sum_{k=1}^K \mathbb{1}(\sqrt{r_{n,m}}\Phi_r((S_{F_n} - S_{F_n}^*)_k) > \sqrt{r_{n,m}}\Phi_r(\widehat{\delta})),$$

where $(S_{F_n} - S_{F_n^*})_k$ is the k -th realisation of the simulated process $S_{F_n} - S_{F_n^*}$. Accordingly, we may establish the following asymptotic properties.

Proposition 3. *Under Assumption 1,*

1. If \mathcal{H}_0^{NUBE} is true, $\lim_{n \rightarrow \infty} P\{\text{reject } \mathcal{H}_0\} \leq \alpha$;
2. If \mathcal{H}_1^{NUBE} is true, $\lim_{n \rightarrow \infty} P\{\text{reject } \mathcal{H}_0\} = 1$.

5. Tests for the excess wealth order

Similarly to the case of the TTT order, \mathcal{H}_0^{ew} is false if and only if the difference $\delta(p) = W_G(p) - W_F(p)$ is positive at some point $p \in (0, 1]$. Letting $W_{F_n}(p) = \bar{X}_n - T_{F_n}$ and $W_{G_m}(p) = \bar{Y}_m - T_{G_m}$, we reject the null hypothesis if $\Phi_r(W_{G_m} - W_{F_n})$ is large enough. As n and m tend to infinity, $\widehat{\delta} := W_{G_m} - W_{F_n}$ converges strongly and uniformly to δ in $[0, 1]$. The empirical excess wealth processes associated with F and G may be defined as

$$w_n^F = \sqrt{n}(W_{F_n} - W_F) \quad w_m^G = \sqrt{m}(W_{G_m} - W_G),$$

respectively. These processes yield

$$\Delta_{n,m} := \sqrt{r_{n,m}}(\widehat{\delta} - \delta) = \sqrt{\frac{n}{n+m}} w_m^G - \sqrt{\frac{m}{n+m}} w_n^F,$$

where $r_{n,m} = nm/(n+m)$. Weak convergence of $\Delta_{n,m}$ may be established using the same arguments of Theorem 1.

Corollary 2. *Under Assumption 1, for the sampling schemes discussed in Section 2.1 we have*

$$\sqrt{r_{n,m}}(\widehat{\delta} - \delta) \rightsquigarrow \widetilde{\mathcal{W}} = \sqrt{\lambda} \mathcal{W}_G - \sqrt{1-\lambda} \mathcal{W}_F \quad \text{in } C[0, 1],$$

where

$$\mathcal{W}_F(p) = -\frac{(1-p)\mathcal{B}_1(p)}{f \circ F^{-1}(p)} + \int_p^1 \frac{\mathcal{B}_1(y)}{f \circ F^{-1}(y)} dy, \quad \mathcal{W}_G(p) = -\frac{(1-p)\mathcal{B}_2(p)}{g \circ G^{-1}(p)} + \int_p^1 \frac{\mathcal{B}_2(y)}{g \circ G^{-1}(y)} dy.$$

Using the same arguments of Section 3, we may establish an equivalent result to Lemma 1. Denoting the bootstrap estimators of T_{F_n} and W_{G_m} as $W_{F_n^*}$ and $T_{G_m^*}$, respectively, and letting $\widehat{\delta}^* = W_{G_n^*} - W_{F_n^*}$, the functional delta method for the bootstrap implies that $\sqrt{r_{n,m}}\Phi_r(\widehat{\delta}^* - \widehat{\delta})$ has the same limiting distribution of $\sqrt{r_{n,m}}\Phi_r(\widetilde{\mathcal{W}})$. This allows the approximation of p -values using bootstrap replications as in Section 3.2, accordingly, by the same arguments used in the proof of Proposition 2, we show consistency of the corresponding bootstrap-based tests.

Proposition 4. *Under Assumptions 1 and the sampling schemes in Section 3.1,*

1. If \mathcal{H}_0^{ew} is true, $\lim_{n \rightarrow \infty} P\{\text{reject } \mathcal{H}_0\} \leq \alpha$;
2. If \mathcal{H}_1^{ew} is true, $\lim_{n \rightarrow \infty} P\{\text{reject } \mathcal{H}_0\} = 1$.

6. Simulations

In this section, we perform some numerical analyses to investigate our tests' finite sample properties. We focus on tests for \mathcal{H}_0^{ttt} and \mathcal{H}_0^{NUBE} . We will use the following distributions on the nonnegative half-line, $F_W(x; a, b) = 1 - \exp(-(x/b)^a)$, i.e., a Weibull distribution $W(a, b)$ with shape parameter $a > 0$ and scale parameter $b > 0$; and $F_{SM}(x; a, b, c) = 1 - ((x/c)^b + 1)^{-a}$, i.e., a Singh-Maddala distribution $SM(a, b, c)$ with shape parameters $a > 0, b > 0$ and scale parameter $c > 0$. The TTT transform of $W(a, b)$ is

$$T_{F_W}(p) = \frac{b}{a} \left(\Gamma\left(\frac{1}{a}, 0\right) - \Gamma\left(\frac{1}{a}, -\log(1-p)\right) \right),$$

where Γ is the gamma function, while that of $\text{SM}(a, b, c)$ exists just for $ab > 1$ and has the following expression

$$T_{F_{\text{SM}}}(p) = c \left((1-p)^{-1/a} - 1 \right)^{1/b} {}_2F_1 \left(a, \frac{1}{b}; 1 + \frac{1}{b}; 1 - (1-x)^{-1/a} \right),$$

where ${}_2F_1$ is the hypergeometric function.

We simulate different scenarios from the distributions above under the independent sampling framework, for $n = 50, 100, 200, 500$, to investigate finite sample properties of the tests based on Φ_∞ and Φ_1 . For each scenario, we run 500 simulation experiments and 500 bootstrap replications. The significance level of the test is set to $\alpha = 0.1$. To simplify computations, we use the step function $\tilde{T}_{F_n}(p) = \int_0^{F_n^{-1}(p)} (1 - F_n(x)) dx$ instead of T_{F_n} , since the difference between these is asymptotically negligible (recall that T_{F_n} interpolates the jumps points of \tilde{T}_{F_n}).

6.1. Tests for $\mathcal{H}_0^{\text{III}}$

We first let $X \sim W(a, 1)$ and $Y \sim W(2, 1)$, in this case, we have $X \geq_{\text{III}} Y$ when $a \geq 2$, and the dominance relation becomes more evident for larger values of a . Both tests in these cases provide rejection rates that are always smaller than the nominal level α and get closer to 0 when the sample size grows, for this reason, we do not report these results here. Differently, letting $X \sim W(2, 1)$ and $Y \sim W(1, 1)$ we clearly have $X \not\geq_{\text{III}} Y$ for $a > 1$. In this case, it is not difficult to detect deviations from the null hypothesis since T_G is always above T_F . This is confirmed by the rejection rates in Figure 1. In this case, Φ_1 tends to deliver larger power compared to Φ_∞ . However, it may be harder to reject $\mathcal{H}_0^{\text{III}}$ when T_G and T_F cross. We consider the case in which $X \sim W(a, 1)$ and $Y \sim W(1, 1.2)$, for $a \geq 1$, and also the reverse case, namely, $X \sim W(1, 1.2)$ and $Y \sim W(a, 1)$. The latter case is the most critical to detect, in particular for smaller values of a . Our results show that Φ_∞ often provides larger simulated power compared to Φ_1 in these cases. For $X \sim W(1, 1.2)$ and $Y \sim W(1.25, 1)$ both tests (especially Φ_1) struggle to reject the null hypothesis, at least for the sample sizes considered (we obtain larger power increasing n to 2000). However, even in this critical case, the p -values tend to decrease as the sample size grows, coherently with the established consistency property. Overall, our results suggest that Φ_∞ may be more reliable than Φ_1 , especially when the TTT transforms cross.

6.2. Tests for $\mathcal{H}_0^{\text{NBUE}}$

First, recall that ageing properties are scale-independent, so there is no loss of generality in setting scale parameters equal to 1. The Weibull distribution $W(a, b)$ is NBUE for $a \geq 1$, while, for $a < 1$, it belongs to the *new worse than used in expectation* (NWUE) class, which is the family of distributions characterised by the reversed stochastic inequality, $E \geq_{\text{III}} X/\mu_F$. Letting $X \sim W(a, 1)$, where a varies within $[0.8, 1.1]$, we may observe the performance of the tests under the null and the alternative hypotheses. The results, reported in Figure 3, show that Φ_1 provides larger power under the alternative compared to Φ_∞ . The latter seems to be more conservative, as it appears also by observing the behaviour of the tests under the null hypothesis. For both tests, the rejection rates tend to 1 under the alternative and tend to 0 under the null, confirming the asymptotic consistency properties. Moreover, the empirical power is always above the nominal level 0.1 when $a < 1$, showing an unbiased behaviour against NBUE alternatives.

We also generate samples from the $\text{SM}(a, b, c)$ distribution, which is neither NBUE nor NWUE for $a \in [1, 2]$ and $b = 1.5$. Actually, in this case, the scaled TTT transform $S_{F_{\text{SM}}}$ crosses the identity function from above, which is the TTT transform of the unit exponential. In particular, it is more difficult to detect non-dominance for larger values of a (see Figure 2). The simulation results show that, in this more critical case, Φ_∞ yields larger rejection rates compared to Φ_1 , which seems to be less sensitive in detecting violations of the NBUE property especially for $a = 2$. This lack of sensitivity, compared to Φ_∞ , is probably due to the monotonicity behaviour established in Proposition 1, part 7.

Appendix: Proofs

Proof of Theorem 1. Let \mathbb{L} be the space of maps $z : [0, \infty) \rightarrow \mathbb{R}$ with $\lim_{x \rightarrow -\infty} z(x) = 0$ and $\lim_{x \rightarrow \infty} z(x) = 1$, and the norm $\|z\|_{\mathbb{L}} = \max\{\|z\|_\infty, \|1 - z\|_1\}$. Moreover, let \mathbb{B} be the Banach space of measurable functions z from $(0, 1)$ to \mathbb{R} equipped with the norm $\|z\|_{\mathbb{B}} = \int_0^1 |z(p)| dp$. As shown by Kaji (2018), under Assumption 1, the map $\theta(F) = F^{-1}$, from CDFs to quantile functions, is Hadamard differentiable at F , tangentially to the set \mathbb{L}_0 of continuous functions in \mathbb{L} , with derivative map $\theta'_F : \mathbb{L}_0 \rightarrow \mathbb{B}$ given by $\theta'_F(z) = -(z \circ F^{-1})(F^{-1})'$. Now, we need to establish the Hadamard

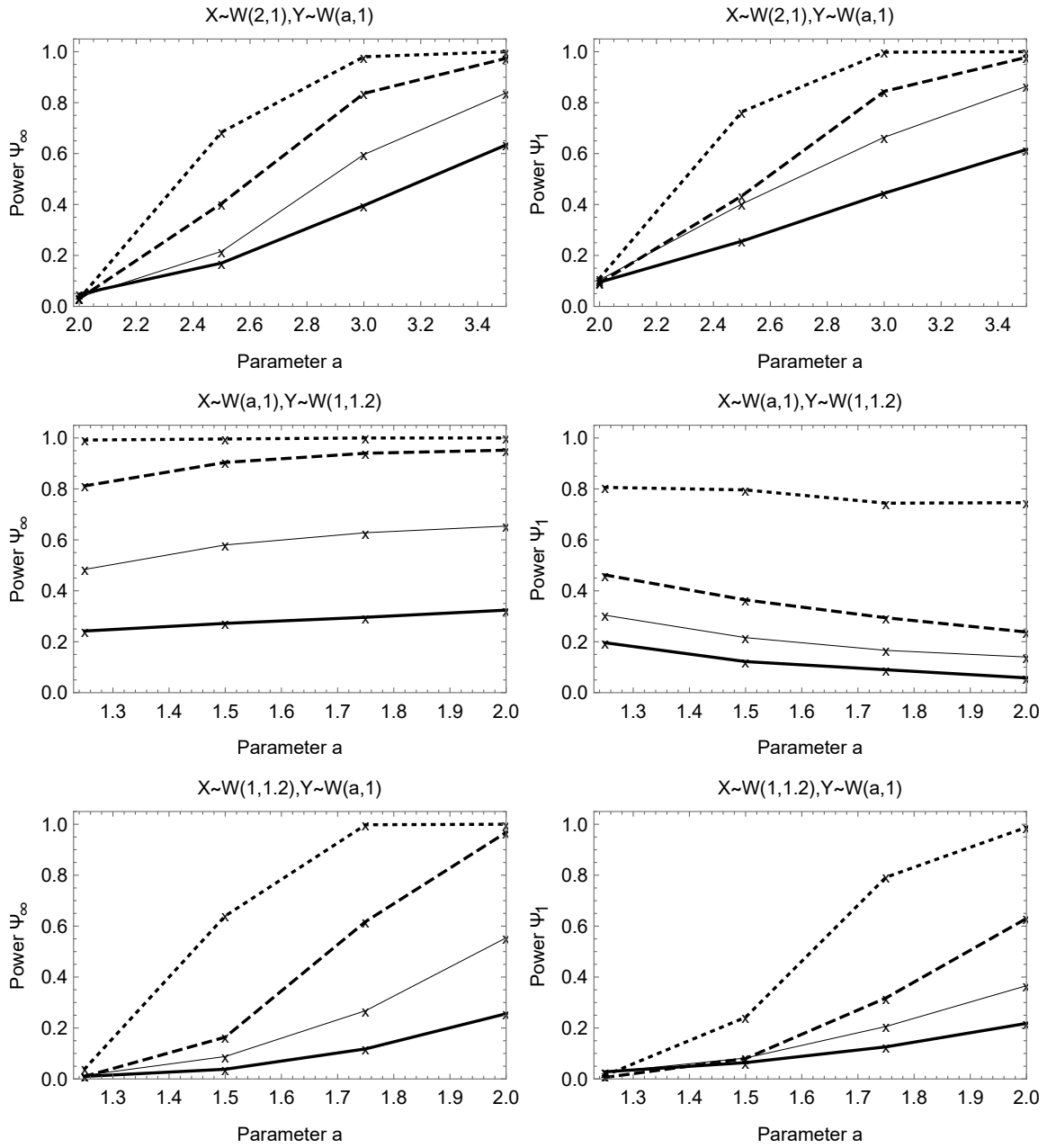


Figure 1: Tests for \mathcal{H}_0^{III} . Rejection rates for sample sizes $n = 50$ (solid), $n = 100$ (solid, thin), $n = 200$ (dashed), $n = 500$ (dotted).

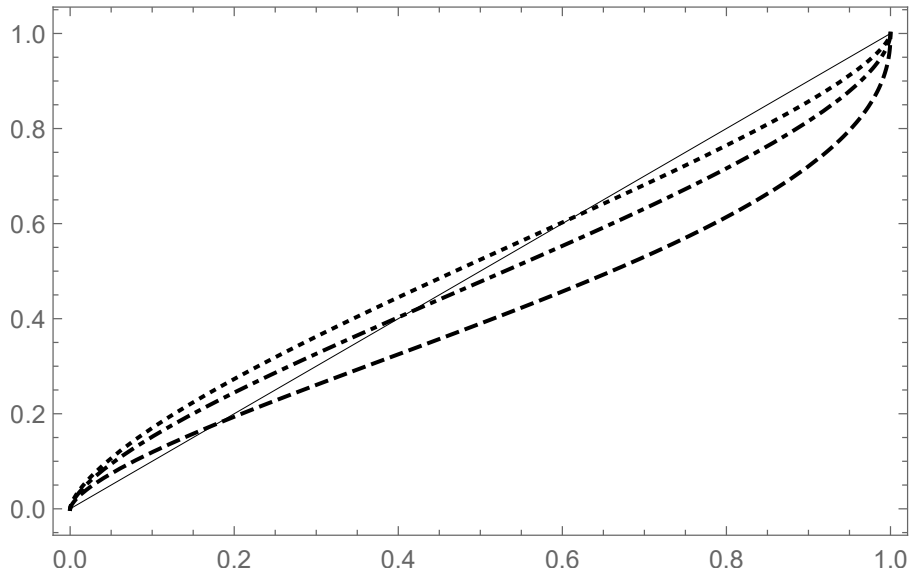


Figure 2: Plots of the identity function (solid) versus S_F , where $F \sim SM(a, 1.5, 1)$, for $a = 1.2$ (dashed), $a = 1.6$ (dot-dashed), $a = 2$ (dotted).

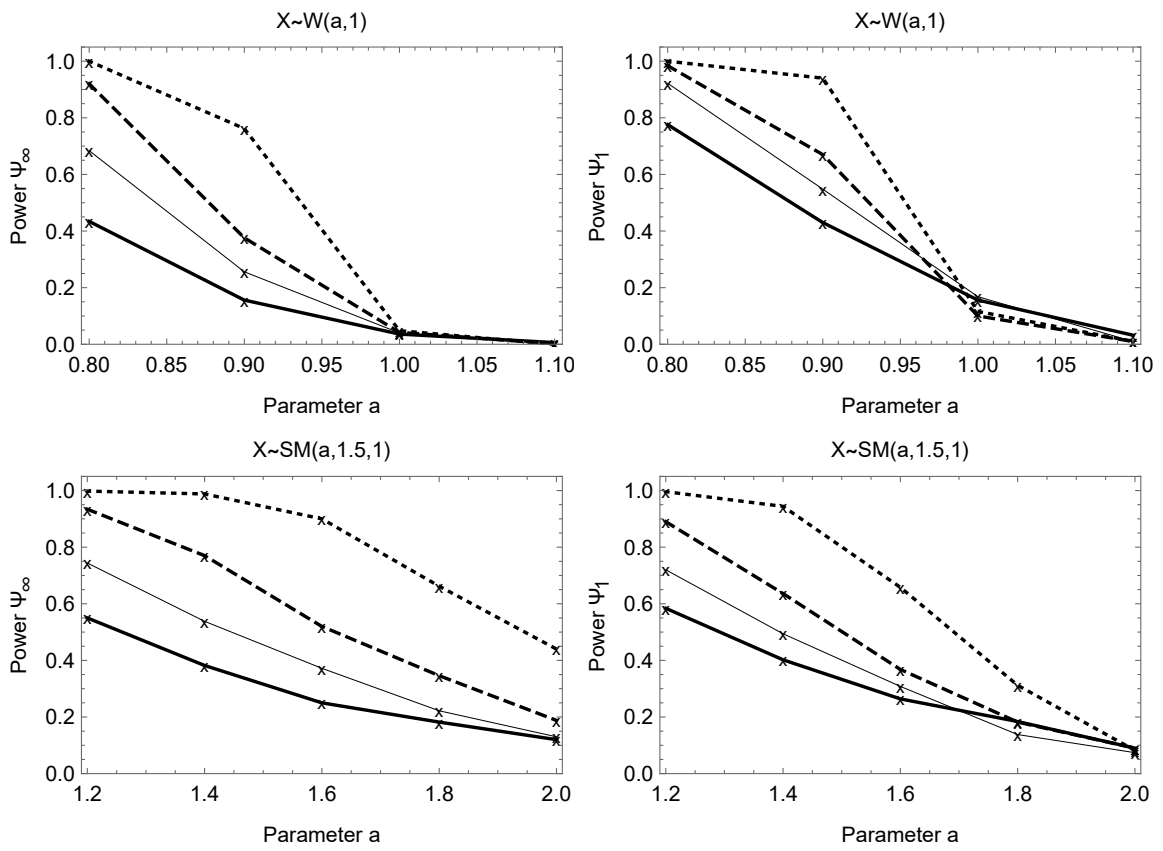


Figure 3: Tests for \mathcal{H}_0^{NBUE} . Rejection rates for sample sizes $n = 50$ (solid), $n = 100$ (solid, thin), $n = 200$ (dashed), $n = 500$ (dotted).

differentiability of the map $\phi : F^{-1} \rightarrow T_F$ as a map from \mathbb{B} to $C[0, 1]$. By the change of variable $y = F(x)$, we can write

$$T_F(p) = \int_0^{F^{-1}(p)} (1 - F(x))dx = \int_0^p (1 - y)dF^{-1}(y).$$

By linearity of the operator $\phi(F^{-1}) = \int_0^{\cdot} (1 - y)dF^{-1}(y)$, it is easy to see that the Hadamard derivative of ϕ at F^{-1} in the direction α is still ϕ , namely $\phi'_{F^{-1}}(\alpha) = \int_0^{\cdot} (1 - y)d\alpha(y)$. That is, letting $F_t^{-1} = F^{-1} + t\alpha_t$, where $\alpha_t \rightarrow \alpha$ and $t \rightarrow 0$,

$$\frac{\phi(F_t^{-1}) - \phi(F^{-1})}{t} - \phi'_{F^{-1}}(\alpha) = \int_0^{\cdot} (1 - y)d(\alpha_t - \alpha)(y) \rightarrow 0.$$

By the chain rule for Hadamard differentiability (Van der Vaart and Wellner, 1996, Lemma 3.9.3), we have that the map $\phi \circ \theta : F \rightarrow T_F$ is Hadamard differentiable at F , tangentially to \mathbb{L}_0 , with derivative

$$(\phi \circ \theta)'_F(z) = \phi'_{\theta(F)} \circ \theta'_F(z) = \int_0^{\cdot} (1 - y)d\theta'_F(z(y)).$$

Integrating by parts,

$$(\phi \circ \theta)'_F(z(p)) = (1 - p)\theta_F(z(p)) + \int_0^p \theta_F(z(y))dy = -(1 - p)(z \circ F^{-1}(p))(F^{-1}(p))' - \int_0^p (z \circ F^{-1}(y))dF^{-1}(y).$$

Now, observe that

$$\left(\begin{array}{c} \sqrt{n}(F_n - F) \\ \sqrt{m}(G_m - G) \end{array} \right) \rightsquigarrow \left(\begin{array}{c} \mathcal{B}_1 \circ F \\ \mathcal{B}_2 \circ G \end{array} \right) \text{ in } \mathbb{L} \times \mathbb{L},$$

as shown in Lemma 5.1 of Sun and Beare (2021). Then, the functional delta method (Van der Vaart and Wellner, 1996, Theorem 3.9.4) implies the joint weak convergence

$$\begin{aligned} \left(\begin{array}{c} \sqrt{n}(T_{F_n}(p) - T_F(p)) \\ \sqrt{m}T_{G_m}(p) - T_G(p) \end{array} \right) &= \left(\begin{array}{c} \sqrt{n}(\phi \circ \theta(F_n)(p) - \phi \circ \theta(F)(p)) \\ \sqrt{m}(\phi \circ \theta(G_m)(p) - \phi \circ \theta(G)(p)) \end{array} \right) \rightsquigarrow \left(\begin{array}{c} (\phi \circ \theta)'_F(\mathcal{B}_1 \circ F)(p) \\ (\phi \circ \theta)'_G(\mathcal{B}_2 \circ G)(p) \end{array} \right) \\ &= \left(\begin{array}{c} -(1 - p)\mathcal{B}_1(p)(F^{-1})'(p) - \int_0^p \mathcal{B}_1(y)dF^{-1}(y) \\ -(1 - p)\mathcal{B}_2(p)(G^{-1})'(p) - \int_0^p \mathcal{B}_2(y)dG^{-1}(y) \end{array} \right) = \left(\begin{array}{c} -\mathcal{T}_F(p) \\ -\mathcal{T}_G(p) \end{array} \right) =_d \left(\begin{array}{c} \mathcal{T}_F(p) \\ \mathcal{T}_G(p) \end{array} \right) \text{ in } C[0, 1] \times C[0, 1]. \quad (1) \end{aligned}$$

The last relation ($=_d$) is because \mathcal{T}_F and \mathcal{T}_G are centered Gaussian processes. Then the results follow from the continuous mapping theorem, as in the proof of Lemma 2.1 of Sun and Beare (2021). \square

Proof of Proposition 2. . As proved in Lemma 5.2 of Sun and Beare (2021),

$$\left(\begin{array}{c} \sqrt{n}(F_n^* - F_n) \\ \sqrt{m}(G_m^* - G_m) \end{array} \right) \overset{as*}{\rightsquigarrow}_M \left(\begin{array}{c} \mathcal{B}_1 \circ F \\ \mathcal{B}_2 \circ G \end{array} \right) \text{ in } \mathbb{L} \times \mathbb{L},$$

where $\overset{as*}{\rightsquigarrow}_M$ denotes weak convergence conditional on the data almost surely, see Kosorok (2008, p.20). The proof of Theorem 1 establishes the Hadamard differentiability of the map $\phi \circ \theta : H \rightarrow T_H$, so that the functional delta method for the bootstrap implies

$$\sqrt{r_{n,m}} \left(\begin{array}{c} T_{F_n^*} - T_{F_n} \\ T_{G_m^*} - T_{G_m} \end{array} \right) \overset{P}{\rightsquigarrow}_M \left(\begin{array}{c} \lambda \mathcal{T}_F \\ (1 - \lambda) \mathcal{T}_G \end{array} \right) \text{ in } C[0, 1] \times C[0, 1],$$

where $\overset{P}{\rightsquigarrow}_M$ denotes weak convergence conditional on the data in probability (see Kosorok, 2008, p.20). This entails that $\Phi_r(\sqrt{r_{n,m}}(\widehat{\delta}_k^* - \widehat{\delta})) \overset{P}{\rightsquigarrow}_M \Phi_r(\widetilde{\mathcal{T}})$ by the continuous mapping theorem. The test rejects the null hypothesis if the test statistic exceeds the bootstrap threshold value $c_n^*(\alpha) = \inf\{y : P(\sqrt{r_{n,m}} \Phi_r(\widehat{\delta}^* - \widehat{\delta}) > y | \mathcal{X}, \mathcal{Y}) \leq \alpha\}$. However, the weak convergence result implies $c_n^*(\alpha) \rightarrow c(\alpha) = \inf\{y : P(\Phi_r(\widetilde{\mathcal{T}}) > y) \leq \alpha\}$ in probability, so Lemma 1 yields the result. \square

Proof of Corollary 1. Using the same notations for θ and ϕ as in the proof of Theorem 1, we now focus on the map $\eta \circ \phi \circ \theta : F \rightarrow S_F$, where $\eta : C[0, 1] \rightarrow C[0, 1]$ is defined as $\eta(T_F) = T_F(\cdot)/T_F(1)$. The Hadamard derivative of η at T_F in the direction $u \in C[0, 1]$ is given by

$$\eta'_{T_F}(u) = \frac{u(\cdot)}{T_F(1)} - \frac{u(1)T_F(\cdot)}{T_F(1)^2},$$

see the proof of Lemma 2.1 in Sun and Beare (2021). Therefore, the result follows from the chain rule and the functional delta method. \square

Proof of Corollary 2. As in Theorem 1, we need to establish the Hadamard differentiability of the map $\psi : F^{-1} \rightarrow W_F^{-1}$ as a map from \mathbb{B} to $C[0, 1]$. Writing $W_F(p) = \mu_F - \int_0^p (1-y)dF^{-1}(y) = \int_p^1 (1-y)dF^{-1}(y)$, it is readily seen that the Hadamard derivative of ψ at F^{-1} in the direction α is $\psi'_{F^{-1}}(\alpha) = \int_p^1 (1-y)d\alpha(y)$. Integrating by parts the composite derivative map $(\psi \circ \theta)'_F(z(p)) = \psi'_{\theta(F)} \circ \theta'_F(z(p))$, the proof follows as in Theorem 1. \square

References

- Anis, M., Basu, K., 2014. Tests for exponentiality against NBUE alternatives: a monte carlo comparison. *Journal of Statistical Computation and Simulation* 84, 231–247.
- Anis, M., Mitra, M., 2011. A generalized Hollander–Proschan type test for NBUE alternatives. *Statistics & Probability Letters* 81, 126–132.
- Barlow, R.E., Proschan, F., 1975. *Statistical theory of reliability and life testing: Probability models*. Holt, Rinehart and Winston New York.
- Barlow, R.E., Van Zwet, W.R., 1969. Asymptotic properties of isotonic estimators for the generalized failure rate function. Part 1: strong consistency. Technical Report. California Univ Berkeley Operations Research center.
- Barrett, G.F., Donald, S.G., 2003. Consistent tests for stochastic dominance. *Econometrica* 71, 71–104.
- Barrett, G.F., Donald, S.G., Bhattacharya, D., 2014. Consistent nonparametric tests for Lorenz dominance. *Journal of Business & Economic Statistics* 32, 1–13.
- Belzunce, F., Li, X., Pinar, J.F., Ruiz, J.M., 2005. Tests for the total time on test transform order. *Journal of Statistical Planning and Inference* 133, 111–121.
- Belzunce, F., Martínez-Riquelme, C., 2015. Some results for the comparison of generalized order statistics in the total time on test and excess wealth orders. *Statistical Papers* 56, 1175–1190.
- Belzunce, F., Martínez-Riquelme, C., Ruiz, J.M., 2014. A characterization and sufficient conditions for the total time on test transform order. *Test* 23, 72–85.
- Block, H.W., Savits, T.H., 1978. Shock models with NBUE survival. *Journal of Applied Probability* 15, 621–628.
- Brown, M., 2013. Sharp bounds for NBUE distributions. *Annals of Operations Research* 208, 245–250.
- Cheng, K., Lam, Y., 2002. Reliability bounds for the NBUE distributions. *Naval Research Logistics* 49, 781–797.
- Denuit, M., Vermandele, C., 1999. Lorenz and excess wealth orders, with applications in reinsurance theory. *Scandinavian Actuarial Journal* 1999, 170–185.
- Dhaene, J., Vanduffel, S., Goovaerts, M.J., Kaas, R., Tang, Q., Vyncke, D., 2006. Risk measures and comonotonicity: a review. *Stochastic models* 22, 573–606.
- Groeneboom, P., Jongbloed, G., 2012. Isotonic L_2 -projection test for local monotonicity of a hazard. *Journal of Statistical Planning and Inference* 142, 1644–1658.
- Hall, P., Van Keilegom, I., 2005. Testing for monotone increasing hazard rate. *Annals of Statistics* 33, 1109–1137.
- Hollander, M., Proschan, F., 1975. Tests for the mean residual life. *Biometrika* 62, 585–593.
- Kaji, T., 2018. *Essays on asymptotic methods in econometrics*. Ph.D. thesis. Massachusetts Institute of Technology.
- Kochar, S.C., Li, X., Shaked, M., 2002. The total time on test transform and the excess wealth stochastic orders of distributions. *Advances in Applied Probability* 34, 826–845.
- Kosorok, M.R., 2008. *Introduction to empirical processes and semiparametric inference*. Springer.
- Lando, T., 2023. Testing departures from the increasing hazard rate property. *Statistics & Probability Letters* 193, 109736.
- Lando, T., Arab, I., Oliveira, P.E., 2023. Transform orders and stochastic monotonicity of statistical functionals. *Scandinavian Journal of Statistics* 50, 1183–1200.
- Lando, T., Legramanti, S., 2023. A new class of nonparametric tests for second-order stochastic dominance based on the Lorenz PP plot. [arXiv:2308.00317](https://arxiv.org/abs/2308.00317).
- Li, X., Shaked, M., 2007. A general family of univariate stochastic orders. *Journal of Statistical Planning and Inference* 137, 3601–3610.
- Marshall, A.W., Olkin, I., 2007. *Life Distributions*. Springer, New York.
- Shaked, M., Shantikumar, J.G., 2007. *Stochastic Orders*. Springer, New York.
- Sordo, M.A., 2009. Comparing tail variabilities of risks by means of the excess wealth order. *Insurance: Mathematics and Economics* 45, 466–469.
- Sun, Z., Beare, B.K., 2021. Improved nonparametric bootstrap tests of Lorenz dominance. *Journal of Business & Economic Statistics* 39, 189–199.
- Van der Vaart, A., Wellner, J., 1996. *Weak convergence and empirical processes: with applications to statistics*. Springer Science & Business Media.