

EUREKA: HUMAN-LEVEL REWARD DESIGN VIA CODING LARGE LANGUAGE MODELS

Yecheng Jason Ma^{1,2}✉, William Liang², Guanzhi Wang^{1,3}, De-An Huang¹, Osbert Bastani²,
Dinesh Jayaraman², Yuke Zhu^{1,4}, Linxi “Jim” Fan¹✉†, Anima Anandkumar^{1,3}†

¹NVIDIA, ²UPenn, ³Caltech, ⁴UT Austin; †Equal advising

<https://eureka-research.github.io>

ABSTRACT

Large Language Models (LLMs) have excelled as high-level semantic planners for sequential decision-making tasks. However, harnessing them to learn complex low-level manipulation tasks, such as dexterous pen spinning, remains an open problem. We bridge this fundamental gap and present EUREKA, a human-level reward design algorithm powered by LLMs. EUREKA exploits the remarkable zero-shot generation, code-writing, and in-context improvement capabilities of state-of-the-art LLMs, such as GPT-4, to perform evolutionary optimization over reward code. The resulting rewards can then be used to acquire complex skills via reinforcement learning. Without any task-specific prompting or pre-defined reward templates, EUREKA generates reward functions that outperform expert human-engineered rewards. In a diverse suite of 29 open-source RL environments that include 10 distinct robot morphologies, EUREKA outperforms human experts on **83%** of the tasks, leading to an average normalized improvement of **52%**. The generality of EUREKA also enables a new gradient-free in-context learning approach to reinforcement learning from human feedback (RLHF), readily incorporating human inputs to improve the quality and the safety of the generated rewards without model updating. Finally, using EUREKA rewards in a curriculum learning setting, we demonstrate for the first time, a simulated Shadow Hand capable of performing pen spinning tricks, adeptly manipulating a pen in circles at rapid speed.

1 INTRODUCTION

Large Language Models (LLMs) have excelled as high-level semantic planners for robotics tasks (Ahn et al., 2022; Singh et al., 2023), but whether they can be used to learn complex low-level manipulation tasks, such as dexterous pen spinning, remains an open problem. Existing attempts require substantial




Figure 1: EUREKA generates human-level reward functions across diverse robots and tasks. Combined with curriculum learning, EUREKA for the first time, unlocks rapid pen-spinning capabilities on an anthropomorphic five-finger hand.

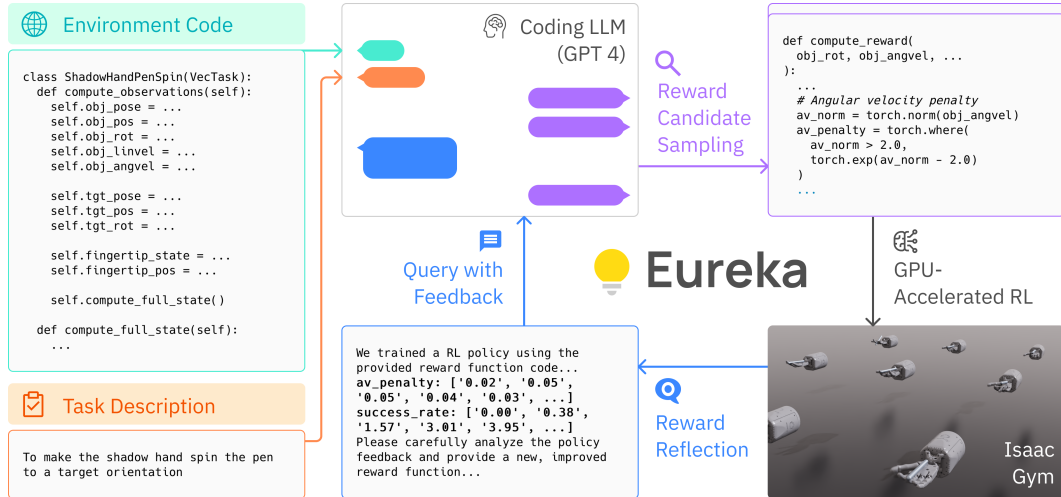


Figure 2: EUREKA takes unmodified environment source code and language task description as context to zero-shot generate executable reward functions from a coding LLM. Then, it iterates between reward sampling, GPU-accelerated reward evaluation, and reward reflection to progressively improve its reward outputs.

domain expertise to construct task prompts or learn only simple skills, leaving a substantial gap in achieving human-level dexterity (Yu et al., 2023; Brohan et al., 2023).

On the other hand, reinforcement learning (RL) has achieved impressive results in dexterity (Andrychowicz et al., 2020; Handa et al., 2023) as well as many other domains—if the human designers can carefully construct reward functions that accurately codify and provide learning signals for the desired behavior; likewise, many real-world RL tasks admit sparse rewards that are difficult for learning, necessitating reward shaping that provides incremental learning signals. Despite their fundamental importance, reward functions are known to be notoriously difficult to design in practice (Russell & Norvig, 1995; Sutton & Barto, 2018); a recent survey conducted finds 92% of polled reinforcement learning researchers and practitioners report manual trial-and-error reward design and 89% indicate that their designed rewards are sub-optimal (Booth et al., 2023) and lead to unintended behavior (Hadfield-Menell et al., 2017).

Given the paramount importance of reward design, we ask whether it is possible to develop a *universal* reward programming algorithm using state-of-the-art coding LLMs, such as GPT-4. Their remarkable abilities in code writing, zero-shot generation, and in-context learning have previously enabled effective programmatic agents (Shinn et al., 2023; Wang et al., 2023a). Ideally, this reward design algorithm should achieve human-level reward generation capabilities that scale to a broad spectrum of tasks, including dexterity, automate the tedious trial-and-error procedure without human supervision, and yet be compatible with human oversight to assure safety and alignment.

We introduce **Evolution-driven Universal REward Kit for Agent (EUREKA)**, a novel reward design algorithm powered by coding LLMs with the following contributions:

1. **Achieves human-level performance on reward design** across a diverse suite of 29 open-sourced RL environments that include 10 distinct robot morphologies, including quadruped, quadcopter, biped, manipulator, as well as several dexterous hands; see Fig. 1. Without any task-specific prompting or reward templates, EUREKA autonomously generates rewards that outperform expert human rewards on **83%** of the tasks and realizes an average normalized improvement of **52%**.
2. **Solves dexterous manipulation tasks that were previously not feasible by manual reward engineering.** We consider pen spinning, in which a five-finger hand needs to rapidly rotate a pen in pre-defined spinning configurations for as many cycles as possible. Combining EUREKA with curriculum learning, we demonstrate for the first time rapid pen spinning maneuvers on a simulated anthropomorphic Shadow Hand (see Figure 1 bottom).
3. **Enables a new *gradient-free* in-context learning approach to reinforcement learning from human feedback (RLHF)** that can generate more performant and human-aligned reward functions

based on various forms of human inputs without model updating. We demonstrate that EUREKA can readily benefit from and improve upon existing human reward functions. Likewise, we showcase EUREKA’s capability in using purely textual feedback to generate progressively more human-aligned reward functions.

Unlike prior work L2R on using LLMs to aid reward design (Yu et al., 2023), EUREKA is completely free of task-specific prompts, reward templates, as well as few-shot examples. In our experiments, EUREKA significantly outperforms L2R due to its ability to generate free-form, expressive reward programs. EUREKA’s generality is made possible through three key algorithmic design choices: environment as context, evolutionary search, and reward reflection. First, by taking the **environment source code as context**, EUREKA can zero-shot generate executable reward functions from the backbone coding LLM (GPT-4). Then, EUREKA substantially improves the quality of its rewards by performing **evolutionary search**, iteratively proposing batches of reward candidates and refining the most promising ones within the LLM context window. This in-context improvement is made effective via **reward reflection**, a textual summary of the reward quality based on policy training statistics that enables automated and targeted reward editing; see Fig. 3 for an example of EUREKA zero-shot reward as well as various improvements accumulated during its optimization. To ensure that EUREKA can scale up its reward search to maximum potential, EUREKA evaluates intermediate rewards using GPU-accelerated distributed reinforcement learning on IsaacGym (Makovychuk et al., 2021), which offers up to three orders of magnitude in policy learning speed, making EUREKA an extensive algorithm that scales naturally with more compute. See Fig. 2 for an overview. We are committed to open-sourcing all prompts, environments, and generated reward functions to promote further research on LLM-based reward design.

2 PROBLEM SETTING AND DEFINITIONS

The goal of reward design is to return a shaped reward function for a ground-truth reward function that may be difficult to optimize directly (e.g., sparse rewards); this ground-truth reward function may only be accessed via queries by the designer. We first introduce the formal definition from Singh et al. (2010), which we then adapt to the program synthesis setting, which we call *reward generation*.

Definition 2.1. (Reward Design Problem (Singh et al., 2010)) A *reward design problem* (RDP) is a tuple $P = \langle M, \mathcal{R}, \pi_M, F \rangle$, where $M = (S, A, T)$ is the *world model* with state space S , action space A , and transition function T . \mathcal{R} is the space of reward functions; $\mathcal{A}_M(\cdot) : \mathcal{R} \rightarrow \Pi$ is a learning algorithm that outputs a policy $\pi : S \rightarrow \Delta(A)$ that optimizes reward $R \in \mathcal{R}$ in the resulting *Markov Decision Process* (MDP), (M, R) ; $F : \Pi \rightarrow \mathbb{R}$ is the *fitness* function that produces a scalar evaluation of any policy, which may only be accessed via policy queries (i.e., evaluate the policy using the ground truth reward function). In an RDP, the goal is to output a reward function $R \in \mathcal{R}$ such that the policy $\pi := \mathcal{A}_M(R)$ that optimizes R achieves the highest fitness score $F(\pi)$.

Reward Generation Problem. In our problem setting, every component within a RDP is specified via code. Then, given a string l that specifies the task, the objective of the reward generation problem is to output a reward function code R such that $F(\mathcal{A}_M(R))$ is maximized.

3 METHOD

EUREKA consists of three algorithmic components: 1) environment as context that enables zero-shot generation of executable rewards, 2) evolutionary search that iteratively proposes and refines reward candidates, and 3) reward reflection that enables fine-grained reward improvement. See Alg. 1 for pseudocode; all prompts are included in App. A.

3.1 ENVIRONMENT AS CONTEXT

Reward design requires the environment specification to be provided to the LLM. We propose directly feeding the raw environment source code (without the reward code, if exists) as context. Given that any reward function is a function over the environment’s state and action variables, the only requirement in the source code is that it exposes these environment variables, which is easy to satisfy. In cases where the source code is not available, relevant state information can also be supplied via

```

def compute_reward(object_rot, goal_rot, object_angvel, object_pos, fingertip_pos):
    # Rotation reward
    rot_diff = torch.abs(torch.sum(object_rot * goal_rot, dim=1) - 1) / 2
    - rotation_reward_temp = 20.0
    + rotation_reward_temp = 30.0 Changing hyperparameter
    rotation_reward = torch.exp(-rotation_reward_temp * rot_diff)

    # Distance reward
    + min_distance_temp = 10.0
    min_distance = torch.min(torch.norm(fingertip_pos - object_pos[:, None], dim=2), dim=1).values
    - distance_reward = min_distance
    + uncapped_distance_reward = torch.exp(-min_distance_temp * min_distance)
    + distance_reward = torch.clamp(uncapped_distance_reward, 0.0, 1.0) Changing functional form

    - total_reward = rotation_reward + distance_reward
    + # Angular velocity penalty Adding new component
    + angvel_norm = torch.norm(object_angvel, dim=1)
    + angvel_threshold = 0.5
    + angvel_penalty_temp = 5.0
    + angular_velocity_penalty = torch.where(angvel_norm > angvel_threshold,
    +     torch.exp(-angvel_penalty_temp * (angvel_norm - angvel_threshold)), torch.zeros_like(angvel_norm))
    +
    + total_reward = 0.5 * rotation_reward + 0.3 * distance_reward - 0.2 * angular_velocity_penalty

    reward_components = {
        "rotation_reward": rotation_reward,
        "distance_reward": distance_reward,
    + "angular_velocity_penalty": angular_velocity_penalty,
    }

    return total_reward, reward_components

```

Figure 3: EUREKA can zero-shot generate executable rewards and then flexibly improve them with many distinct types of free-form modification, such as (1) changing the hyperparameter of existing reward components, (2) changing the functional form of existing reward components, and (3) introducing new reward components.

an API, for example. In practice, to ensure that the environment code fits within the LLM’s context window and does not leak simulation internals (so that we can expect the same prompt to generalize to new simulators), we have an automatic script to extract just the environment code snippets that expose and fully specify the environment state and action variables. see App. D for details.

Given environment as context, EUREKA instructs the coding LLM to directly return executable Python code with only generic reward design and formatting tips, such as exposing individual components in the reward as a dictionary output (for reasons that will be apparent in Sec. 3.3); see Prompt 1 and 3 in App. A. Remarkably, with only these minimal instructions, EUREKA can already zero-shot generate plausibly-looking rewards in diverse environments in its first attempts. An example EUREKA output is shown in Fig. 3. As seen, EUREKA adeptly composes over existing observation variables (e.g., `fingertip_pos`) in the provided

Algorithm 1 EUREKA

- 1: **Require:** Task description l , environment code M , coding LLM LLM , fitness function F , initial prompt `prompt`
 - 2: **Hyperparameters:** search iteration N , iteration batch size K
 - 3: **for** N iterations **do**
 - 4: // Sample K reward code from LLM
 - 5: $R_1, \dots, R_k \sim LLM(l, M, \text{prompt})$
 - 6: // Evaluate reward candidates
 - 7: $s_1 = F(R_1), \dots, s_K = F(R_K)$
 - 8: // Reward reflection
 - 9: `prompt := prompt : Reflection(R_{best}^n, s_{best}^n),`
 where $best = \arg \max_k s_1, \dots, s_K$
 - 10: // Update Eureka reward
 - 11: $R_{Eureka}^n, s_{Eureka}^n = (R_{best}^n, s_{best}^n)$, if $s_{best}^n > s_{Eureka}^n$
 - 12: **Output:** R_{Eureka}
-

environment code and produces a competent reward code – all without any environment-specific prompt engineering or reward templating. On the first try, however, the generated reward may not always be executable, and even if it is, it can be quite sub-optimal with respect to the task fitness metric F . While we can improve the prompt with task-specific formatting and reward design hints, doing so does not scale to new tasks and hinders the overall generality of our system. How can we effectively overcome the sub-optimality of single-sample reward generation?

3.2 EVOLUTIONARY SEARCH

In this section, we will demonstrate how evolutionary search presents a natural solution that addresses the aforementioned execution error and sub-optimality challenges. In each iteration, EUREKA samples several independent outputs from the LLM (Line 5 in Alg. 1). Since the generations are i.i.d, the probability that *all* reward functions from an iteration are buggy *exponentially* decreases as the number of samples increases. We find that for all environments we consider, sampling just a modest number of samples (16) contains at least one executable reward code in the first iteration.

Given executable reward functions from an earlier iteration, EUREKA performs in-context *reward mutation*, proposing new improved reward functions from the best one in the previous iteration. Concretely, a new EUREKA iteration will take the best-performing reward from the previous iteration, its reward reflection (Sec. 3.3), and the mutation prompt (Prompt 2 in App. A) as context and generate K more i.i.d reward outputs from the LLM; several illustrative reward modifications are visualized in Fig. 3. This iterative optimization continues until a specified number of iterations has been reached. Finally, we perform multiple random restarts to find better maxima; this is a standard strategy in global optimization. In all our experiments, EUREKA conducts 5 independent runs per environment, and for each run, searches for 5 iterations with $K = 16$ samples per iteration.

3.3 REWARD REFLECTION

In order to ground the in-context reward mutation, we must be able to put into words the quality of the generated rewards. We propose *reward reflection*, an automated feedback that summarizes the policy training dynamics in texts. Specifically, given that EUREKA reward functions are asked to expose their individual components in the reward program (e.g., `reward.components` in Fig. 3), reward reflection tracks the scalar values of all reward components and the task fitness function at intermediate policy checkpoints throughout training. For instance, consider the illustrative example in Fig. 2, where the snapshot values of `av_penalty` are provided as a list in the reward feedback. See App. G.1 for full examples.

This reward reflection procedure, though simple to construct, is important due to two reasons: (1) the lack of fine-grained reward improvement signal in the task fitness function, and (2) the algorithm-dependent nature of reward optimization (Booth et al., 2023). First, as we can query the task fitness function F on the resulting policies, a simple strategy is to just provide this numerical score as the reward evaluation. While serving as the holistic ground-truth metric, the task fitness function itself lacks in credit assignment, providing no useful information on *why* a reward function works or not. Second, whether a reward function is effective is influenced by the particular choice of RL algorithm, and the same reward may perform very differently even under the same optimizer given hyperparameter differences (Henderson et al., 2018; Agarwal et al., 2021). By providing detailed accounts on how well the RL algorithm optimizes individual reward components, reward reflection enables EUREKA to produce more intricate and targeted reward editing.

4 EXPERIMENTS

We thoroughly evaluate EUREKA on a diverse suite of robot embodiments and tasks, testing its ability to generate reward functions, solve new tasks, and incorporate various forms of human input. We use GPT-4 (OpenAI, 2023), in particular the `gpt-4-0314` variant, as the backbone LLM for all LLM-based reward-design algorithms unless specified otherwise.

Environments. Our environments consist of 10 distinct robots and 29 tasks implemented using the IsaacGym simulator (Makoviychuk et al., 2021). First, we include 9 original environments from IsaacGym (Isaac), covering a diverse set of robot morphologies from quadruped, bipedal, quadrotor, cobot arm, to dexterous hands. In addition to coverage over robot form factors, we ensure *depth* in our evaluation by including all 20 tasks from the Bidexterous Manipulation (**Dexterity**) benchmark (Chen et al., 2022). Dexterity contains 20 complex bi-manual tasks that require a pair of Shadow Hands to solve a wide range of complex manipulation skills, ranging from object handover to rotating a cup by 180 degrees. For the task description input to EUREKA, we use the official description provided in the environment repository when possible. See App. B for details on all environments. It is worth noting that both benchmarks are publicly released concurrently, or after the GPT-4 knowledge cut-off date (September 2021), so GPT-4 is unlikely to have accumulated extensive internet knowledge

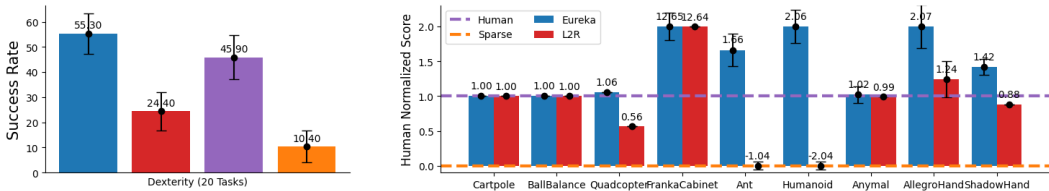


Figure 4: EUREKA outperforms Human and L2R across all tasks. In particular, EUREKA realizes much greater gains on high-dimensional dexterity environments.

about these tasks, making them ideal testbeds for assessing EUREKA’s reward generation capability compared to measurable human-engineered reward functions.

4.1 BASELINES

L2R (Yu et al., 2023) proposes a two-stage LLM-prompting solution to generate templated rewards. For an environment and task specified in natural language, a first LLM is asked to fill in a natural language template describing the agent’s motion; then, a second LLM is asked to convert this “motion description” into code that calls a manually defined set of reward API primitives to write a reward program that sets their parameters. To make L2R competitive for our tasks, we define the motion description template to mimic the original L2R templates, and we construct the API reward primitives using the individual components of the original human rewards when possible. Note that this gives L2R an advantage as it has access to the original reward functions. Consistent with EUREKA, we conduct 5 independent L2R runs per environment, and for each run, we generate 16 reward samples. See App. C for more details.

Human. These are the original shaped reward functions provided in our benchmark tasks. As these reward functions are written by active reinforcement learning researchers who designed the tasks, these reward functions represent the outcomes of expert-level human reward engineering.

Sparse. These are identical to the fitness functions F that we use to evaluate the quality of the generated rewards. Like Human, these are also provided by the benchmark. On the dexterity tasks, they are uniformly binary indicator functions that measure task success; on Isaac tasks, they vary in functional forms depending on the nature of the task. See App. B for a description of the ground-truth scoring metric for all tasks.

4.2 TRAINING DETAILS

Policy Learning. For each task, all final reward functions are optimized using the same RL algorithm with the same set of hyperparameters. Isaac and Dexterity share a well-tuned PPO implementation (Schulman et al., 2017; Makoviichuk & Makoviychuk, 2021), and we use this implementation and the task-specific PPO hyperparameters without any modification. Note that these task hyperparameters are tuned to make the official human-engineered rewards work well. For each final reward function obtained from each method, we run 5 independent PPO training runs and report the average of the maximum task metric values achieved from 10 policy checkpoints sampled at fixed intervals. In particular, the maximum is taken over the same number of checkpoints for each approach.

Reward Evaluation Metrics. For Isaac tasks, since the task metric F for each task varies in semantic meaning and scale, we report the **human normalized score** for EUREKA and L2R, $\frac{\text{Method-Sparse}}{[\text{Human-Sparse}]}$. This metric provides a holistic measure of how EUREKA rewards fare against human-expert rewards with respect to the ground-truth task metric. For Dexterity, since all tasks are evaluated using the binary success function, we directly report success rates.

4.3 RESULTS

EUREKA outperforms human rewards. In Figure 4, we report the aggregate results on Dexterity and Isaac. Notably, EUREKA exceeds or performs on par to human level on *all* Isaac tasks and 15 out of 20 tasks on Dexterity (see App. F for a per-task breakdown). In contrast, L2R, while comparable

on low-dimensional tasks (e.g., CartPole, BallBalance), lags significantly behind on high-dimensional tasks. Despite being provided access to some of the same reward components as Human, L2R still underperforms EUREKA after its initial iteration, when both methods have had the same number of reward queries. As expected, L2R’s lack of expressivity severely limits its performance. In contrast, EUREKA generates free-form rewards from scratch without any domain-specific knowledge and performs substantially better. In App. F, we present results on additional evaluation metrics such as interquartile mean (IQM), probability of improvement (Agarwal et al., 2021), and the aggregate RL training curves; on all evaluations, we observe the consistent trend that EUREKA generates the most capable reward functions. Furthermore, we ablate GPT-4 with GPT-3.5 and find EUREKA degrades in performance but still matches or exceeds human-level on most Isaac tasks, indicating that its general principles can be readily applied to coding LLMs of varying qualities.

EUREKA consistently improves over time.

In Fig. 5, we visualize the average performance of the cumulative best EUREKA rewards after each evolution iteration. Moreover, we study an ablation, **EUREKA w.o. Evolution (32 Samples)**, which performs only the initial reward generation step, sampling the same number of reward functions as two iterations in the original EUREKA. This ablation helps study, given a fixed number of reward function budget, whether it is more advantageous to perform the EUREKA evolution or simply sample more first-attempt rewards without iterative improvement. As seen, on both benchmarks, EUREKA rewards steadily improve and eventually surpass human rewards in performance despite sub-par initial performances. This consistent improvement also cannot be replaced by just sampling more in the first iteration as the ablation’s performances are lower than EUREKA after 2 iterations on both benchmarks. Together, these results demonstrate that EUREKA’s novel evolutionary optimization is indispensable for its final performance.

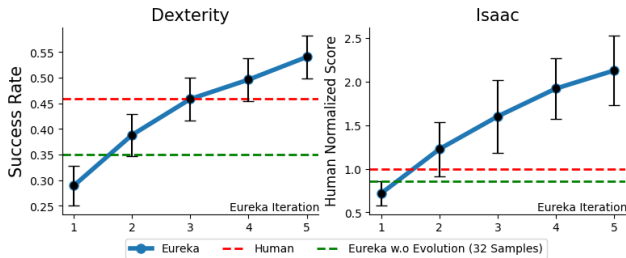


Figure 5: EUREKA progressively produces better rewards via in-context evolutionary reward search.

EUREKA generates novel rewards. We assess the novelty of EUREKA rewards by computing the *correlations* between EUREKA and human rewards on all the Isaac tasks; see App. B for details on this procedure. Then, we plot the correlations against the human normalized scores on a scatter-plot in Figure 6, where each point represents a single EUREKA reward on a single task. As shown, EUREKA mostly generates weakly correlated reward functions that outperform the human ones. In addition, by examining the average correlation by task (App. F), we observe that *the harder the task is, the less correlated the EUREKA rewards*. We hypothesize that human rewards are less likely to be near optimal for difficult tasks, leaving more room for EUREKA rewards to be different and better. In a few cases, EUREKA rewards are even *negatively* correlated with human rewards but perform significantly better, demonstrating that EUREKA can *discover* novel reward design principles that may run counter to human intuition; we illustrate these EUREKA rewards in App. G.2.

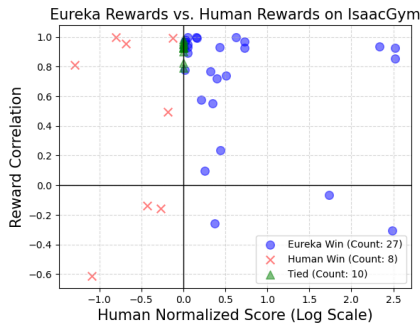


Figure 6: Eureka generates novel rewards.

Reward reflection enables targeted improvement. To assess the importance of constructing reward reflection in the reward feedback, we evaluate an ablation, **EUREKA (No Reward Reflection)**, which reduces the reward feedback prompt to include only snapshot values of the task metric F . Averaged over all Isaac tasks, EUREKA without reward reflection reduces the average normalized score by 28.6%; in App. F, we provide detailed per-task breakdown and observe much greater performance deterioration on higher dimensional tasks. To provide qualitative analysis, in App. G.1, we include several examples in which EUREKA utilizes the reward reflection to perform targeted reward editing.

EUREKA with curriculum learning enables dexterous pen spinning. Finally, we investigate whether EUREKA can be used to solve a truly novel and challenging dexterous task. To this end, we propose pen spinning as a test bed. This task is highly dynamic and requires a Shadow Hand to continuously rotate a pen to achieve some pre-defined spinning patterns for as many cycles as possible; we implement this task on top of the original Shadow Hand environment in Isaac Gym without changes to any physics parameter, ensuring physical realism. We consider a *curriculum learning* (Bengio et al., 2009) approach to break down the task into manageable components that can be independently solved by EUREKA. Specifically, we first use EUREKA to generate a reward for the task of re-orienting the pen to random target configurations and train a policy using the final EUREKA reward. Then, using this pre-trained policy (**Pre-Trained**), we fine-tune it using the same EUREKA reward to reach the sequence of pen-spinning configurations (**Fine-Tuned**). To demonstrate the importance of curriculum learning, we also directly train a policy from scratch on the target task using EUREKA reward without the first-stage pre-training (**Scratch**). The RL training curves are shown in Figure 7. Eureka fine-tuning quickly adapts the policy to successfully spin the pen for many cycles in a row; see project website for videos. In contrast, neither pre-trained or learning-from-scratch policies can complete even a single cycle of pen spinning. In addition, using this EUREKA fine-tuning approach, we have also trained pen spinning policies for a variety of different spinning configurations; all pen spinning videos can be viewed on our project website, and experimental details are in App. D.1. These results demonstrate EUREKA’s applicability to advanced policy learning approaches, which are often necessary for learning very complex skills

4.4 EUREKA FROM HUMAN FEEDBACK

In addition to automated reward design, EUREKA enables a new gradient-free in-context learning approach to RL from Human Feedback (RLHF) that can readily incorporate various types of human inputs to generate more performant and human-aligned reward functions.

EUREKA can improve and benefit from human reward functions. We study whether starting with a human reward function initialization, a common scenario in real-world RL applications, is advantageous for EUREKA. Importantly, incorporating human initialization requires no modification to EUREKA – we can simply substitute the raw human reward function as the output of the first EUREKA iteration. To investigate this, we select several tasks from Dexterity that differ in the relative performances between the original EUREKA and human rewards. The full results are shown in Figure 8.

As shown, regardless of the quality of the human rewards, EUREKA improves and benefits from human rewards as **EUREKA (Human Init.)** is uniformly better than both EUREKA and Human on all tasks. This suggests that EUREKA’s in-context reward improvement capability is largely independent of the quality of the base reward. Furthermore, the fact that EUREKA can significantly improve over human rewards even when they are highly sub-optimal hints towards an interesting hypothesis: *human designers are generally knowledgeable about relevant state variables but are less proficient at designing rewards using them.* This makes intuitive sense as identifying relevant state variables that should be included in the reward function involves mostly common sense reasoning, but reward design requires specialized knowledge and experience in RL. Together, these results demonstrate EUREKA’s *reward assistant* capability, perfectly complementing human designers’ knowledge about useful state variables and making up for their less proficiency on how to design rewards using them. In App. G.3, we provide several examples of EUREKA (Human Init.) steps.

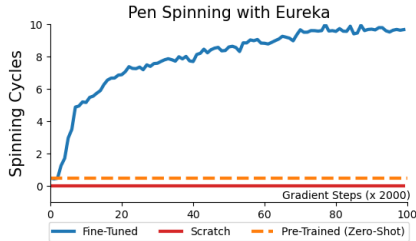


Figure 7: EUREKA can be flexibly combined with curriculum learning to acquire complex dexterous skills.

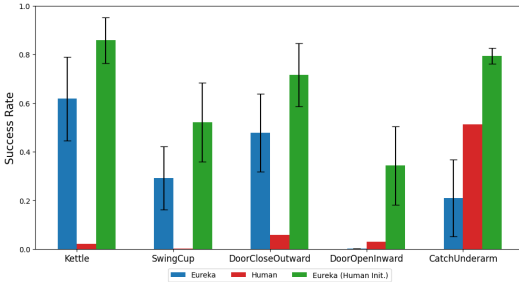


Figure 8: EUREKA effectively improves and benefits from human reward initialization.

Reward reflection via human feedback induces aligned behavior. So far, all EUREKA rewards are optimized against a fixed, black-box task fitness function F . This task metric, however, may not fully align with human intent. Moreover, in many open-ended tasks, F may not be available in the first place (Fan et al., 2022). In these challenging scenarios, we propose to augment EUREKA by having humans step in and put into words the reward reflection in terms of the desired behavior and correction. We investigate this capability in EUREKA by teaching a Humanoid agent how to run purely from textual reward reflection; in App. G.4, we show the exact sequence of human feedback and EUREKA rewards. Then, we conduct a user study asking 20 unfamiliar users to indicate their preferences between two policy rollout videos shown in random order, one trained with human reward reflection (**EUREKA-HF**) and the other one trained with the original best EUREKA reward; the details are in App. D.3. As shown in Fig. 9, despite running a bit slower, the EUREKA-HF agent is preferred by a large majority of our users. Qualitative, we indeed see that the EUREKA-HF agent acquires safer and more stable gait, as instructed by the human. See the project website for a comparison.

5 RELATED WORK

Reward Design. Reward engineering is a long-standing challenge in reinforcement learning (Singh et al., 2010; Sutton & Barto, 2018). The most common reward design method is manual trial-and-error (Knox et al., 2023; Booth et al., 2023). Inverse reinforcement learning (IRL) infers reward functions from demonstrations (Abbeel & Ng, 2004; Ziebart et al., 2008; Ho & Ermon, 2016), but it requires expensive expert data collection, which may not be available, and outputs non-interpretable black-box reward functions. Several prior works have studied automated reward search through evolutionary algorithms (Niekum et al., 2010; Chiang et al., 2019; Faust et al., 2019). These early attempts are limited to task-specific implementations of evolutionary algorithms that search over only parameters within provided reward templates. Recent works have also proposed using pretrained foundation models that can produce reward functions for new tasks (Ma et al., 2022, 2023; Fan et al., 2022; Du et al., 2023a; Karamcheti et al., 2023; Du et al., 2023b; Kwon et al., 2023). Most of these approaches output *scalar* rewards that lack interpretability and do not naturally admit the capability to improve or adapt rewards on-the-fly. In contrast, EUREKA adeptly generates free-form, white-box reward code and effectively in-context improves.

Code Large Language Models for Decision Making. Recent works have considered using coding LLMs (Austin et al., 2021; Chen et al., 2021; Rozière et al., 2023) to generate grounded and structured programmatic output for decision making and robotics problems (Liang et al., 2023; Singh et al., 2023; Wang et al., 2023b; Huang et al., 2023; Wang et al., 2023a; Liu et al., 2023a; Silver et al., 2023; Ding et al., 2023; Lin et al., 2023; Xie et al., 2023). However, most of these works rely on known motion primitives to carry out robot actions and do not apply to robot tasks that require low-level skill learning, such as dexterous manipulation. The closest to our work is a recent work (Yu et al., 2023) that also explores using LLMs to aid reward design. Their approach, however, requires domain-specific task descriptions and reward templates.

6 CONCLUSION

We have presented EUREKA, a universal reward design algorithm powered by coding large language models and in-context evolutionary search. Without any task-specific prompt engineering or human intervention, EUREKA achieves human-level reward generation on a wide range of robots and tasks. EUREKA’s particular strength in learning dexterity solves dexterous pen spinning for the first time with a curriculum learning approach. Finally, EUREKA enables a gradient-free approach to reinforcement learning from human feedback that readily incorporates human reward initialization and textual feedback to better steer its reward generation. The versatility and substantial performance gains of EUREKA suggest that the simple principle of combining large language models with evolutionary algorithms are a general and scalable approach to reward design, an insight that may be generally applicable to difficult, open-ended search problems.

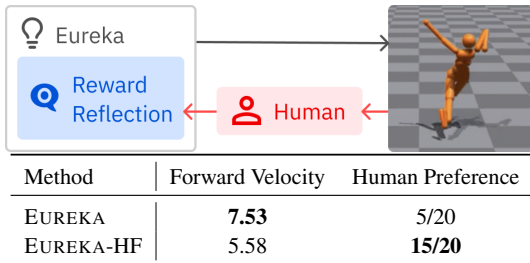


Figure 9: EUREKA can incorporate human reward reflection to modify rewards that induce safer and more human-aligned behavior.

ACKNOWLEDGEMENT

We are grateful to colleagues and friends at NVIDIA and UPenn for their helpful feedback and insightful discussions. We thank Viktor Makoviychuk, Yashraj Narang, Iretiayo Akinola, Erwin Coumans for their assistance on Isaac Gym experiment and rendering. This work is done during Yecheng Jason Ma's internship at NVIDIA. We acknowledge funding support from NSF CAREER Award 2239301, ONR award N00014-22-1-2677, NSF Award CCF-1917852, and ARO Award W911NF-20-1-0080.

REFERENCES

- Pieter Abbeel and Andrew Y Ng. Apprenticeship learning via inverse reinforcement learning. In *Proceedings of the twenty-first international conference on Machine learning*, pp. 1, 2004.
- Rishabh Agarwal, Max Schwarzer, Pablo Samuel Castro, Aaron C Courville, and Marc Bellemare. Deep reinforcement learning at the edge of the statistical precipice. *Advances in neural information processing systems*, 34:29304–29320, 2021.
- Michael Ahn, Anthony Brohan, Noah Brown, Yevgen Chebotar, Omar Cortes, Byron David, Chelsea Finn, Chuyuan Fu, Keerthana Gopalakrishnan, Karol Hausman, et al. Do as i can, not as i say: Grounding language in robotic affordances. *arXiv preprint arXiv:2204.01691*, 2022.
- Ilge Akkaya, Marcin Andrychowicz, Maciek Chociej, Mateusz Litwin, Bob McGrew, Arthur Petron, Alex Paino, Matthias Plappert, Glenn Powell, Raphael Ribas, et al. Solving rubik’s cube with a robot hand. *arXiv preprint arXiv:1910.07113*, 2019.
- OpenAI: Marcin Andrychowicz, Bowen Baker, Maciek Chociej, Rafal Jozefowicz, Bob McGrew, Jakub Pachocki, Arthur Petron, Matthias Plappert, Glenn Powell, Alex Ray, et al. Learning dexterous in-hand manipulation. *The International Journal of Robotics Research*, 39(1):3–20, 2020.
- Jacob Austin, Augustus Odena, Maxwell Nye, Maarten Bosma, Henryk Michalewski, David Dohan, Ellen Jiang, Carrie Cai, Michael Terry, Quoc Le, et al. Program synthesis with large language models. *arXiv preprint arXiv:2108.07732*, 2021.
- Yoshua Bengio, Jérôme Louradour, Ronan Collobert, and Jason Weston. Curriculum learning. In *Proceedings of the 26th annual international conference on machine learning*, pp. 41–48, 2009.
- Serena Booth, W Bradley Knox, Julie Shah, Scott Niekum, Peter Stone, and Alessandro Allievi. The perils of trial-and-error reward design: misdesign through overfitting and invalid task specifications. In *Proceedings of the AAAI Conference on Artificial Intelligence*, volume 37, pp. 5920–5929, 2023.
- Greg Brockman, Vicki Cheung, Ludwig Pettersson, Jonas Schneider, John Schulman, Jie Tang, and Wojciech Zaremba. Openai gym. *arXiv preprint arXiv:1606.01540*, 2016.
- Anthony Brohan, Noah Brown, Justice Carbajal, Yevgen Chebotar, Xi Chen, Krzysztof Choromanski, Tianli Ding, Danny Driess, Avinava Dubey, Chelsea Finn, et al. Rt-2: Vision-language-action models transfer web knowledge to robotic control. *arXiv preprint arXiv:2307.15818*, 2023.
- Mark Chen, Jerry Tworek, Heewoo Jun, Qiming Yuan, Henrique Ponde de Oliveira Pinto, Jared Kaplan, Harri Edwards, Yuri Burda, Nicholas Joseph, Greg Brockman, et al. Evaluating large language models trained on code. *arXiv preprint arXiv:2107.03374*, 2021.
- Yuanpei Chen, Tianhao Wu, Shengjie Wang, Xidong Feng, Jiechuan Jiang, Zongqing Lu, Stephen McAleer, Hao Dong, Song-Chun Zhu, and Yaodong Yang. Towards human-level bimanual dexterous manipulation with reinforcement learning. *Advances in Neural Information Processing Systems*, 35:5150–5163, 2022.
- Hao-Tien Lewis Chiang, Aleksandra Faust, Marek Fiser, and Anthony Francis. Learning navigation behaviors end-to-end with autorl. *IEEE Robotics and Automation Letters*, 4(2):2007–2014, 2019.
- Yan Ding, Xiaohan Zhang, Chris Paxton, and Shiqi Zhang. Task and motion planning with large language models for object rearrangement. *arXiv preprint arXiv:2303.06247*, 2023.
- Yuqing Du, Ksenia Konyushkova, Misha Denil, Akhil Raju, Jessica Landon, Felix Hill, Nando de Freitas, and Serkan Cabi. Vision-language models as success detectors. *arXiv preprint arXiv:2303.07280*, 2023a.
- Yuqing Du, Olivia Watkins, Zihan Wang, Cédric Colas, Trevor Darrell, Pieter Abbeel, Abhishek Gupta, and Jacob Andreas. Guiding pretraining in reinforcement learning with large language models. *arXiv preprint arXiv:2302.06692*, 2023b.

- Linxi Fan, Guanzhi Wang, Yunfan Jiang, Ajay Mandlikar, Yuncong Yang, Haoyi Zhu, Andrew Tang, De-An Huang, Yuke Zhu, and Anima Anandkumar. Minedojo: Building open-ended embodied agents with internet-scale knowledge. *Advances in Neural Information Processing Systems*, 35: 18343–18362, 2022.
- Aleksandra Faust, Anthony Francis, and Dar Mehta. Evolving rewards to automate reinforcement learning. *arXiv preprint arXiv:1905.07628*, 2019.
- Shixiang Gu, Ethan Holly, Timothy Lillicrap, and Sergey Levine. Deep reinforcement learning for robotic manipulation with asynchronous off-policy updates. In *2017 IEEE international conference on robotics and automation (ICRA)*, pp. 3389–3396. IEEE, 2017.
- Dylan Hadfield-Menell, Smitha Milli, Pieter Abbeel, Stuart J Russell, and Anca Dragan. Inverse reward design. *Advances in neural information processing systems*, 30, 2017.
- Ankur Handa, Arthur Allshire, Viktor Makoviychuk, Aleksei Petrenko, Ritvik Singh, Jingzhou Liu, Denys Makoviichuk, Karl Van Wyk, Alexander Zhurkevich, Balakumar Sundaralingam, et al. Dextreme: Transfer of agile in-hand manipulation from simulation to reality. In *2023 IEEE International Conference on Robotics and Automation (ICRA)*, pp. 5977–5984. IEEE, 2023.
- Peter Henderson, Riashat Islam, Philip Bachman, Joelle Pineau, Doina Precup, and David Meger. Deep reinforcement learning that matters. In *Proceedings of the AAAI conference on artificial intelligence*, volume 32, 2018.
- Jonathan Ho and Stefano Ermon. Generative adversarial imitation learning. *Advances in neural information processing systems*, 29, 2016.
- Taylor Howell, Nimrod Gileadi, Saran Tunyasuvunakool, Kevin Zakka, Tom Erez, and Yuval Tassa. Predictive sampling: Real-time behaviour synthesis with mujoco. *arXiv preprint arXiv:2212.00541*, 2022.
- Siyuan Huang, Zhengkai Jiang, Hao Dong, Yu Qiao, Peng Gao, and Hongsheng Li. Instruct2act: Mapping multi-modality instructions to robotic actions with large language model. *arXiv preprint arXiv:2305.11176*, 2023.
- Siddharth Karamcheti, Suraj Nair, Annie S Chen, Thomas Kollar, Chelsea Finn, Dorsa Sadigh, and Percy Liang. Language-driven representation learning for robotics. *arXiv preprint arXiv:2302.12766*, 2023.
- W Bradley Knox, Alessandro Allievi, Holger Banzhaf, Felix Schmitt, and Peter Stone. Reward (mis) design for autonomous driving. *Artificial Intelligence*, 316:103829, 2023.
- Ashish Kumar, Zipeng Fu, Deepak Pathak, and Jitendra Malik. Rma: Rapid motor adaptation for legged robots. *arXiv preprint arXiv:2107.04034*, 2021.
- Minae Kwon, Sang Michael Xie, Kalesha Bullard, and Dorsa Sadigh. Reward design with language models. *arXiv preprint arXiv:2303.00001*, 2023.
- Jacky Liang, Wenlong Huang, Fei Xia, Peng Xu, Karol Hausman, Brian Ichter, Pete Florence, and Andy Zeng. Code as policies: Language model programs for embodied control. In *2023 IEEE International Conference on Robotics and Automation (ICRA)*, pp. 9493–9500. IEEE, 2023.
- Kevin Lin, Christopher Agia, Toki Migimatsu, Marco Pavone, and Jeannette Bohg. Text2motion: From natural language instructions to feasible plans. *arXiv preprint arXiv:2303.12153*, 2023.
- Bo Liu, Yuqian Jiang, Xiaohan Zhang, Qiang Liu, Shiqi Zhang, Joydeep Biswas, and Peter Stone. Llm+ p: Empowering large language models with optimal planning proficiency. *arXiv preprint arXiv:2304.11477*, 2023a.
- Haotian Liu, Chunyuan Li, Qingyang Wu, and Yong Jae Lee. Visual instruction tuning. *arXiv preprint arXiv:2304.08485*, 2023b.
- Yecheng Jason Ma, Shagun Sodhani, Dinesh Jayaraman, Osbert Bastani, Vikash Kumar, and Amy Zhang. Vip: Towards universal visual reward and representation via value-implicit pre-training. *arXiv preprint arXiv:2210.00030*, 2022.

- Yecheng Jason Ma, William Liang, Vaidehi Som, Vikash Kumar, Amy Zhang, Osbert Bastani, and Dinesh Jayaraman. Liv: Language-image representations and rewards for robotic control. *arXiv preprint arXiv:2306.00958*, 2023.
- Denys Makoviichuk and Viktor Makoviychuk. rl-games: A high-performance framework for reinforcement learning. https://github.com/Denys88/rl_games, May 2021.
- Viktor Makoviychuk, Lukasz Wawrzyniak, Yunrong Guo, Michelle Lu, Kier Storey, Miles Macklin, David Hoeller, Nikita Rudin, Arthur Allshire, Ankur Handa, et al. Isaac gym: High performance gpu-based physics simulation for robot learning. *arXiv preprint arXiv:2108.10470*, 2021.
- Gabriel B Margolis, Ge Yang, Kartik Paigwar, Tao Chen, and Pulkit Agrawal. Rapid locomotion via reinforcement learning. *arXiv preprint arXiv:2205.02824*, 2022.
- Scott Niekum, Andrew G Barto, and Lee Spector. Genetic programming for reward function search. *IEEE Transactions on Autonomous Mental Development*, 2(2):83–90, 2010.
- OpenAI. Gpt-4 technical report, 2023.
- Baptiste Rozière, Jonas Gehring, Fabian Gloeckle, Sten Sootla, Itai Gat, Xiaoqing Ellen Tan, Yossi Adi, Jingyu Liu, Tal Remez, Jérémy Rapin, et al. Code llama: Open foundation models for code. *arXiv preprint arXiv:2308.12950*, 2023.
- Stuart J Russell and Peter Norvig. *Artificial Intelligence: A Modern Approach*. Prentice Hall, Englewood Cliffs, NJ, USA, 1st edition, 1995.
- John Schulman, Filip Wolski, Prafulla Dhariwal, Alec Radford, and Oleg Klimov. Proximal policy optimization algorithms. *arXiv preprint arXiv:1707.06347*, 2017.
- Noah Shinn, Federico Cassano, Beck Labash, Ashwin Gopinath, Karthik Narasimhan, and Shunyu Yao. Reflexion: an autonomous agent with dynamic memory and self-reflection. *arXiv preprint arXiv:2303.11366*, 2023.
- Tom Silver, Soham Dan, Kavitha Srinivas, Joshua B Tenenbaum, Leslie Pack Kaelbling, and Michael Katz. Generalized planning in pddl domains with pretrained large language models. *arXiv preprint arXiv:2305.11014*, 2023.
- Ishika Singh, Valts Blukis, Arsalan Mousavian, Ankit Goyal, Danfei Xu, Jonathan Tremblay, Dieter Fox, Jesse Thomason, and Animesh Garg. Progprompt: Generating situated robot task plans using large language models. In *2023 IEEE International Conference on Robotics and Automation (ICRA)*, pp. 11523–11530. IEEE, 2023.
- Satinder Singh, Richard L. Lewis, , and Andrew G. Barto. Where do rewards come from? In *Proceedings of the International Symposium on AI Inspired Biology - A Symposium at the AISB 2010 Convention*, pp. 111–116, 2010. ISBN 1902956923.
- Laura Smith, Ilya Kostrikov, and Sergey Levine. A walk in the park: Learning to walk in 20 minutes with model-free reinforcement learning. *arXiv preprint arXiv:2208.07860*, 2022.
- Richard S Sutton and Andrew G Barto. *Reinforcement Learning: An Introduction*. MIT Press, Cambridge, MA, USA, 2nd edition, 2018.
- Emanuel Todorov, Tom Erez, and Yuval Tassa. Mujoco: A physics engine for model-based control. In *2012 IEEE/RSJ international conference on intelligent robots and systems*, pp. 5026–5033. IEEE, 2012.
- Guanzhi Wang, Yuqi Xie, Yunfan Jiang, Ajay Mandlikar, Chaowei Xiao, Yuke Zhu, Linxi Fan, and Anima Anandkumar. Voyager: An open-ended embodied agent with large language models. *arXiv preprint arXiv:2305.16291*, 2023a.
- Huaxiaoyue Wang, Gonzalo Gonzalez-Pumariiega, Yash Sharma, and Sanjiban Choudhury. Demo2code: From summarizing demonstrations to synthesizing code via extended chain-of-thought. *arXiv preprint arXiv:2305.16744*, 2023b.

Grady Williams, Andrew Aldrich, and Evangelos Theodorou. Model predictive path integral control using covariance variable importance sampling. *arXiv preprint arXiv:1509.01149*, 2015.

Yaqi Xie, Chen Yu, Tongyao Zhu, Jinbin Bai, Ze Gong, and Harold Soh. Translating natural language to planning goals with large-language models. *arXiv preprint arXiv:2302.05128*, 2023.

Zhengyuan Yang, Linjie Li, Kevin Lin, Jianfeng Wang, Chung-Ching Lin, Zicheng Liu, and Lijuan Wang. The dawn of lmms: Preliminary explorations with gpt-4v (ision). *arXiv preprint arXiv:2309.17421*, 9, 2023.

Wenhao Yu, Nimrod Gileadi, Chuyuan Fu, Sean Kirmani, Kuang-Huei Lee, Montse Gonzalez Arenas, Hao-Tien Lewis Chiang, Tom Erez, Leonard Hasenclever, Jan Humplik, et al. Language to rewards for robotic skill synthesis. *arXiv preprint arXiv:2306.08647*, 2023.

Deyao Zhu, Jun Chen, Xiaoqian Shen, Xiang Li, and Mohamed Elhoseiny. Minigpt-4: Enhancing vision-language understanding with advanced large language models. *arXiv preprint arXiv:2304.10592*, 2023.

Brian D Ziebart, Andrew L Maas, J Andrew Bagnell, Anind K Dey, et al. Maximum entropy inverse reinforcement learning. In *Aaai*, volume 8, pp. 1433–1438. Chicago, IL, USA, 2008.

Appendix

Table of Contents

A Full Prompts	16
B Environment Details	16
C Baseline Details	20
C.1 L2R Reward Examples	21
D EUREKA Details	23
D.1 Pen Spinning Tasks	24
D.2 EUREKA from Human Initialization	24
D.3 EUREKA from Human Feedback	24
D.4 Computation Resources	25
E EUREKA on Mujoco Environments	25
F Additional Results	28
G EUREKA Reward Examples	31
G.1 Reward Reflection Examples.	31
G.2 Negatively Correlated EUREKA Reward Examples	34
G.3 EUREKA from Human Initialization Examples	35
G.4 EUREKA from Human Reward Reflection	39
G.5 EUREKA and Human Reward Comparison	43
H Limitations and Discussion	45

A FULL PROMPTS

In this section, we provide all EUREKA prompts.

Prompt 1: Initial system prompt

```
You are a reward engineer trying to write reward functions to solve reinforcement learning
tasks as effective as possible.
Your goal is to write a reward function for the environment that will help the agent learn the
task described in text.
Your reward function should use useful variables from the environment as inputs. As an example
',
the reward function signature can be:
@torch.jit.script
def compute_reward(object_pos: torch.Tensor, goal_pos: torch.Tensor) -> Tuple[torch.Tensor,
Dict[str, torch.Tensor]]:
...
return reward, {}
Since the reward function will be decorated with @torch.jit.script,
please make sure that the code is compatible with TorchScript (e.g., use torch tensor instead
of numpy array).
Make sure any new tensor or variable you introduce is on the same device as the input tensors.
```

Prompt 2: Reward reflection and feedback

```
We trained a RL policy using the provided reward function code and tracked the values of the
individual components in the reward function as well as global policy metrics such as
success rates and episode lengths after every {epoch_freq} epochs and the maximum, mean,
minimum values encountered:
<REWARD REFLECTION HERE>

Please carefully analyze the policy feedback and provide a new, improved reward function that
can better solve the task. Some helpful tips for analyzing the policy feedback:
(1) If the success rates are always near zero, then you must rewrite the entire reward
function
(2) If the values for a certain reward component are near identical throughout, then this
means RL is not able to optimize this component as it is written. You may consider
(a) Changing its scale or the value of its temperature parameter
(b) Re-writing the reward component
(c) Discarding the reward component
(3) If some reward components' magnitude is significantly larger, then you must re-scale
its value to a proper range
Please analyze each existing reward component in the suggested manner above first, and then
write the reward function code.
```

Prompt 3: Code formatting tip

```
The output of the reward function should consist of two items:
(1) the total reward,
(2) a dictionary of each individual reward component.
The code output should be formatted as a python code string: '''python ... '''.

Some helpful tips for writing the reward function code:
(1) You may find it helpful to normalize the reward to a fixed range by applying
transformations like torch.exp to the overall reward or its components
(2) If you choose to transform a reward component, then you must also introduce a
temperature parameter inside the transformation function; this parameter must be a named
variable in the reward function and it must not be an input variable. Each transformed
reward component should have its own temperature variable
(3) Make sure the type of each input variable is correctly specified; a float input
variable should not be specified as torch.Tensor
(4) Most importantly, the reward code's input variables must contain only attributes of
the provided environment class definition (namely, variables that have prefix self.).
Under no circumstance can you introduce new input variables.
```

B ENVIRONMENT DETAILS

In this section, we provide environment details. For each environment, we list its observation and action dimensions, the verbatim task description, and the task fitness function F . F is evaluated per-environment, and our policy feedback uses the mean across environment instances.

For the functions below, $\| \cdot \|$ denotes the L_2 norm, and $\mathbb{1}[\cdot]$ denotes the indicator function.

 IsaacGym Environments

Environment (obs dim, action dim)

Task description

Task fitness function F

 Cartpole (4, 1)

To balance a pole on a cart so that the pole stays upright

duration

 Quadcopter (21, 12)

To make the quadcopter reach and hover near a fixed position

-cur_dist

 FrankaCabinet (23, 9)

To open the cabinet door

1[cabinet_pos > 0.39]

 Anymal (48, 12)

To make the quadruped follow randomly chosen x, y, and yaw target velocities

-(linvel_error + angvel_error)

 BallBalance (48, 12)

To keep the ball on the table top without falling

duration

 Ant (60, 8)

To make the ant run forward as fast as possible

cur_dist - prev_dist

 AllegroHand (88, 16)

To make the hand spin the object to a target orientation

number of consecutive successes where

current success is 1[rot_dist < 0.1]

 Humanoid (108, 21)

To make the humanoid run as fast as possible

cur_dist - prev_dist

 ShadowHand (211, 20)

To make the shadow hand spin the object to a target orientation

number of consecutive successes where

current success is 1[rot_dist < 0.1]

 Dexterity Environments

Environment (obs dim, action dim)

Task description

Task fitness function F

 Over (398, 40)

This class corresponds to the HandOver task. This environment consists of two shadow hands with palms facing up, opposite each other, and an object that needs to be passed. In the beginning, the object will fall randomly in the area of the shadow hand on the right side. Then the hand holds the object and passes the object to the other hand. Note that the base of the hand is fixed. More importantly, the hand which holds the object initially can not directly touch the target, nor can it directly roll the object to the other hand, so the object must be thrown up and stays in the air in the process

1[dist < 0.03]

DoorCloseInward (417, 52)

This class corresponds to the DoorCloseInward task. This environment require a closed door to be opened and the door can only be pushed outward or initially open inward. Both these two environments only need to do the push behavior, so it is relatively simple

$1[\text{door_handle_dist} < 0.5]$

DoorCloseOutward (417, 52)

This class corresponds to the DoorCloseOutward task. This environment also require a closed door to be opened and the door can only be pushed inward or initially open outward, but because they can't complete the task by simply pushing, which need to catch the handle by hand and then open or close it, so it is relatively difficult

$1[\text{door_handle_dist} < 0.5]$

DoorOpenInward (417, 52)

This class corresponds to the DoorOpenInward task. This environment also require a opened door to be closed and the door can only be pushed inward or initially open outward, but because they can't complete the task by simply pushing, which need to catch the handle by hand and then open or close it, so it is relatively difficult

$1[\text{door_handle_dist} > 0.5]$

DoorOpenOutward (417, 52)

This class corresponds to the DoorOpenOutward task. This environment require a opened door to be closed and the door can only be pushed outward or initially open inward. Both these two environments only need to do the push behavior, so it is relatively simple

$1[\text{door_handle_dist} < 0.5]$

Scissors (417, 52)

This class corresponds to the Scissors task. This environment involves two hands and scissors, we need to use two hands to open the scissors

$1[\text{dof_pos} > -0.3]$

SwingCup (417, 52)

This class corresponds to the SwingCup task. This environment involves two hands and a dual handle cup, we need to use two hands to hold and swing the cup together

$1[\text{rot_dist} < 0.785]$

Switch (417, 52)

This class corresponds to the Switch task. This environment involves dual hands and a bottle, we need to use dual hand fingers to press the desired button

$1[1.4 - (\text{left_switch_z} + \text{right_switch_z}) > 0.05]$

Kettle (417, 52)

This class corresponds to the PourWater task. This environment involves two hands, a kettle, and a bucket, we need to hold the kettle with one hand and the bucket with the other hand, and pour the water from the kettle into the bucket. In the practice task in Isaac Gym, we use many small balls to simulate the water

$1[|\text{bucket} - \text{kettle_spout}| < 0.05]$

LiftUnderarm (417, 52)

This class corresponds to the LiftUnderarm task. This environment requires grasping the pot handle with two hands and lifting the pot to the designated position. This environment is designed to simulate the scene of lift in daily life and is a practical skill

$1[\text{dist} < 0.05]$

Pen (417, 52)

This class corresponds to the Open Pen Cap task. This environment involves two hands and a pen, we need to use two hands to open the pen cap

$1[5 * |\text{pen_cap} - \text{pen_body}| > 1.5]$

BottleCap (420, 52)

This class corresponds to the Bottle Cap task. This environment involves two hands and a bottle, we need to hold the bottle with one hand and open the bottle cap with the other hand. This skill requires the cooperation of two hands to ensure that the cap does not fall

$1[\text{dist} > 0.03]$

CatchAbreast (422, 52)

This class corresponds to the Catch Abreast task. This environment consists of two shadow hands placed side by side in the same direction and an object that needs to be passed. Compared with the previous environment which is more like passing objects between the hands of two people, this environment is designed to simulate the two hands of the same person passing objects, so different catch techniques are also required and require more hand translation and rotation techniques

$1[\text{dist}] < 0.03$

CatchOver2Underarm (422, 52)

This class corresponds to the Over2Underarm task. This environment is similar to Catch Underarm, but with an object in each hand and the corresponding goal on the other hand. Therefore, the environment requires two objects to be thrown into the other hand at the same time, which requires a higher manipulation technique than the environment of a single object

$1[\text{dist} < 0.03]$

CatchUnderarm (422, 52)

This class corresponds to the Catch Underarm task. In this task, two shadow hands with palms facing upwards are controlled to pass an object from one palm to the other. What makes it more difficult than the Hand over task is that the hands' translation and rotation degrees of freedom are no longer frozen but are added into the action space

$1[\text{dist} < 0.03]$

ReOrientation (422, 40)

This class corresponds to the ReOrientation task. This environment involves two hands and two objects. Each hand holds an object and we need to reorient the object to the target orientation

$1[\text{rot_dist} < 0.1]$

GraspAndPlace (425, 52)

This class corresponds to the GraspAndPlace task. This environment consists of dual-hands, an object and a bucket that requires us to pick up the object and put it into the bucket

$1[|\text{block} - \text{bucket}| < 0.2]$

BlockStack (428, 52)

This class corresponds to the Block Stack task. This environment involves dual hands and two blocks, and we need to stack the block as a tower

$1[\text{goal_dist_1} < 0.07 \text{ and } \text{goal_dist_2} < 0.07 \text{ and } 50 * (0.05 - \text{z_dist_1}) > 1]$

PushBlock (428, 52)

This class corresponds to the PushBlock task. This environment involves two hands and two blocks, we need to use both hands to reach and push the block to the desired goal separately. This is a relatively simple task

$1[\text{left_dist} \leq 0.1 \text{ and } \text{right_dist} \leq 0.1] + 0.5 * 1[\text{left_dist} \leq 0.1 \text{ and } \text{right_dist} > 0.1]$

TwoCatchUnderarm (446, 52)

This class corresponds to the TwoCatchUnderarm task. This environment is similar to Catch Underarm, but with an object in each hand and the corresponding goal on the other hand. Therefore, the environment requires two objects to be thrown into the other hand at the same time, which requires a higher manipulation technique than the environment of a single object

$1[\text{goal_dist_1} + \text{goal_dist_2} < 0.06]$

C BASELINE DETAILS

Language-to-Rewards (L2R) uses an LLM to generate a motion description from a natural language instruction and a set of reward API calls from the motion description. The reward is computed as the sum of outputs from the reward API calls. While the LLM automates the process of breaking down the task into basic low-level instructions, manual effort is still required to specify the motion description template, low-level reward API, and the API’s function implementations.

All three parts require significant design considerations and can drastically affect L2R’s performance and capabilities. Unfortunately, this makes comparison difficult since L2R requires manual engineering whereas Eureka is fully automatic—ambiguity thus arises from how much human-tuning should be done with L2R’s components. Nonetheless, we seek to provide a fair comparison and base our implementation off two factors:

- To create our motion description template, we reference L2R’s quadruped and dexterous manipulator templates. Specifically, our templates consist of statements that set parameters to quantitative values and statements that relate two parameters. We also aim to mimic the style of L2R’s template statements in general.
- The reward API is designed so that each template statement can be faithfully written in terms of an API function. The functions are implemented to resemble their respective human reward terms from their environment; thus, L2R is given an advantage in that its components resemble the manually-tuned human reward. In a few exceptions where the human reward differs significantly from the L2R template style, we base our API implementation on the formulas provided in the L2R appendix.

L2R was designed to allow for an agent in a single environment to perform multiple tasks. Thus, each environment has its own motion description template and reward API. Since our experiments range over many agents and environments, we have one template and API for each Isaac task, and we generalize all Dexterity tasks into one environment with all necessary objects.

For illustration, our descriptor and coder prompts for the Dexterity experiments are below.

Prompt 1: Dexterity descriptor prompt

```
We have two dexterous manipulators (shadow hands) and we want you to help plan how it should
move to perform tasks using the following template:

[start of description]
object1={CHOICE: <INSERT OBJECTS HERE>} should be {CHOICE: close to, far from} object2={CHOICE
: <INSERT OBJECTS HERE>, nothing}.
[optional] object3={CHOICE: <INSERT OBJECTS HERE>} should be {CHOICE: close to, far from}
object4={CHOICE: <INSERT OBJECTS HERE>, nothing}.
[optional] object1 needs to have a rotation orientation similar to object2.
[optional] object3 needs to have a rotation orientation similar to object4.
<INSERT OPTIONAL HAND DESCRIPTIONS HERE>
[optional] doors needs to be {CHOICE: open, closed} {CHOICE: inward, outward}.
[optional] scissor needs to be opened to [NUM: 0.0] radians.
[optional] block2 needs to be stacked on top of block1.
[end of description]

Rules:
1. If you see phrases like [NUM: default_value], replace the entire phrase with a numerical
value.
2. If you see phrases like {CHOICE: choice1, choice2, ...}, it means you should replace the
entire
phrase with one of the choices listed.
3. If you see [optional], it means you only add that line if necessary for the task, otherwise
remove that line.
4. The environment contains <INSERT OBJECTS HERE>. Do not invent new objects not listed here.
5. I will tell you a behavior/skill/task that I want the manipulator to perform and you will
provide the full plan, even if you may only need to change a few lines. Always start the
description with [start of plan] and end it with [end of plan].
6. You can assume that the hands are capable of doing anything, even for the most challenging
task.
7. Your plan should be as close to the provided template as possible. Do not include
additional details.
```

Prompt 2: Dexterity coder prompt

```

We have a plan of a robot arm with palm to manipulate objects and we want you to turn that
into the corresponding program with following functions:

'''
def set_min_l2_distance_reward(name_obj_A, name_obj_B)
'''
This term sets a reward for minimizing l2 distance between name_obj_A and name_obj_B so they
get closer to each other.
name_obj_A and name_obj_B are selected from [<INSERT FIELDS HERE>].

'''
def set_max_l2_distance_reward(name_obj_A, name_obj_B)
'''
This term sets a reward for maximizing l2 distance between name_obj_A and name_obj_B so they
get closer to each other.
name_obj_A and name_obj_B are selected from [<INSERT FIELDS HERE>].

'''
def set_obj_orientation_reward(name_obj_A, name_obj_B)
'''
This term encourages the orientation of name_obj_A to be close to the orientation of
name_obj_B. name_obj_A and name_obj_B are selected from [<INSERT ORIENTATION FIELDS HERE
>].

Example plan:
object1=object1 should be close to object2=object1_goal.
object1 needs to have a rotation orientation similar to object2.
To perform this task, the left manipulator's palm should move close to object1.

Example answer code:
'''
set_min_l2_distance_reward("object1", "object1_goal")
set_min_l2_distance_reward("object1", "left_palm")
set_obj_orientation_reward("object1", "object1_goal")
'''

Remember:
1. Always format the code in code blocks.
2. Do not wrap your code in a function. Your output should only consist of function calls like
the example above.
3. Do not invent new functions or classes. The only allowed functions you can call are the
ones listed above, and do not implement them. Do not leave unimplemented code blocks in
your response.
4. The only allowed library is numpy. Do not import or use any other library.
5. If you are not sure what value to use, just use your best judge. Do not use None for
anything.
6. Do not calculate the position or direction of any object (except for the ones provided
above). Just use a number directly based on your best guess.
7. You do not need to make the robot do extra things not mentioned in the plan such as
stopping the robot.

```

For the sections surrounded by angle brackets <>, we specify a list of valid objects for each Dexterity task. For example, ShadowHandPen's list of objects is defined as follows:

```

"shadow_hand_pen": ["left_palm", "right_palm", "left_forefinger", "left_middlefinger", "
left_ringfinger", "left_littlefinger", "left_thumb", "right_forefinger", "
right_middlefinger", "right_ringfinger", "right_littlefinger", "right_thumb", "pen_cap",
"pen"]

```

A summary of terms and their implementations for each experiment is in Table 3. Note that many environments automatically randomize their target parameters during training after a reset or success criteria is met, which L2R cannot account for during the reward generation stage. Thus, while L2R's experiments define targets in terms of quantitative values, it's incompatible with our environments, and we define targets instead as relations between two parameters (usually the object and the object's target).

C.1 L2R REWARD EXAMPLES

Example 1: L2R reward function on Humanoid, Human Normalized Score: 0.0

```

set_torso_height_reward(1.1)
set_torso_velocity_reward(3.6)
set_angle_to_target_reward(0.0)

```

Reward Term	Formulation
Dexterity	
Minimize distance	$-\ p_1 - p_2\ _2$
Maximize distance	$\ p_1 - p_2\ _2$
Minimize orientation	$2 \arcsin(\min(\ v(q_1 \bar{q}_2)\ _2, 1))$
AllegroHand	
Minimize distance	$-\ p_1 - p_2\ _2$
Maximize distance	$\ p_1 - p_2\ _2$
Minimize orientation difference	$1/(2 \arcsin(\min(\ v(q_1 \bar{q}_2)\ _2, 1)) + \epsilon)$
Maximize orientation difference	$-1/(2 \arcsin(\min(\ v(q_1 \bar{q}_2)\ _2, 1)) + \epsilon)$
Ant	
Torso height	$- h - h_t $
Torso velocity	$-\ v_{xy}\ _2 - v_t $
Angle to target	$- \theta - \theta_t $
Anymal	
Minimize difference	$\exp -(x - x_t)^2$
BallBalance	
Ball position	$1/(1 + \ p - p_t\ _2)$
Ball velocity	$1/(1 + \ v - v_t\ _2)$
Cartpole	
Pole angle	$-(\theta - \theta_t)^2$
Pole velocity	$- v - v_t $
Cart velocity	$- v - v_t $
FrankaCabinet	
Minimize hand distance	$-\ p_1 - p_2\ _2$
Maximize hand distance	$\ p_1 - p_2\ _2$
Drawer extension	$- p - p_t $
Humanoid	
Torso height	$- h - h_t $
Torso velocity	$-\ v_{xy}\ _2 - v_t $
Angle to target	$- \theta - \theta_t $
Quadcopter	
Quadcopter position	$1/(1 + \ p - p_t\ _2^2)$
Upright alignment	$1/(1 + 1 - n_z ^2)$
Positional velocity	$1/(1 + \ v - v_t\ _2^2)$
Angular velocity	$1/(1 + \ \omega - \omega_t\ _2^2)$
ShadowHand	
Minimize distance	$-\ p_1 - p_2\ _2$
Maximize distance	$\ p_1 - p_2\ _2$
Minimize orientation difference	$1/(2 \arcsin(\min(\ v(q_1 \bar{q}_2)\ _2, 1)) + \epsilon)$
Maximize orientation difference	$-1/(2 \arcsin(\min(\ v(q_1 \bar{q}_2)\ _2, 1)) + \epsilon)$

Table 3: L2R reward primitives and their implementations. $v(q)$ denotes the vector part of quaternion q , subscript t denotes target value, and n denotes the normal vector (orientation). All components are weighed equally.

Example 2: L2R reward function on ShadowHandKettle, Success Rate: 0.07

```

set_min_l2_distance_reward("kettle_handle", "bucket_handle")
set_min_l2_distance_reward("kettle_spout", "bucket_handle")
set_min_l2_distance_reward("left_palm", "bucket_handle")
set_min_l2_distance_reward("right_palm", "kettle_handle")

```

```
set_min_l2_distance_reward("left_thumb", "bucket_handle")
set_min_l2_distance_reward("right_thumb", "kettle_handle")
```

D EUREKA DETAILS

Environment as Context. In Isaac Gym, the simulator adopts a environment design pattern in which the environment observation code is typically written inside a `compute_observations()` function within the environment object class; this applies to all our environments. Therefore, we have written an automatic script to extract just the observation portion of the environment source code. This is done largely to reduce our experiment cost as longer context induces higher cost. Furthermore, given that current LLMs have context length limit, this task agnostic way of trimming the environment code before feeding it to the context allows us to fit every environment source code into context.

Example 1: Humanoid environment observation given to EUREKA.

```
class Humanoid(VecTask):
    """Rest of the environment definition omitted."""
    def compute_observations(self):
        self.gym.refresh_dof_state_tensor(self.sim)
        self.gym.refresh_actor_root_state_tensor(self.sim)

        self.gym.refresh_force_sensor_tensor(self.sim)
        self.gym.refresh_dof_force_tensor(self.sim)
        self.obs_buf[:,], self.potentials[:,], self.prev_potentials[:,], self.up_vec[:,], self.
        heading_vec[:] = compute_humanoid_observations(
            self.obs_buf, self.root_states, self.targets, self.potentials,
            self.inv_start_rot, self.dof_pos, self.dof_vel, self.dof_force_tensor,
            self.dof_limits_lower, self.dof_limits_upper, self.dof_vel_scale,
            self.vec_sensor_tensor, self.actions, self.dt, self.contact_force_scale, self.
            angular_velocity_scale,
            self.basis_vec0, self.basis_vec1)

    def compute_humanoid_observations(obs_buf, root_states, targets, potentials, inv_start_rot,
        dof_pos, dof_vel,
        dof_force, dof_limits_lower, dof_limits_upper, dof_vel_scale
        ,
        sensor_force_torques, actions, dt, contact_force_scale,
        angular_velocity_scale,
        basis_vec0, basis_vec1):
        # type: (Tensor, Tensor, Tensor, Tensor, Tensor, Tensor, Tensor, Tensor, Tensor,
        float, Tensor, Tensor, float, float, float, float, Tensor, Tensor) -> Tuple[Tensor, Tensor,
        Tensor, Tensor, Tensor]

        torso_position = root_states[:, 0:3]
        torso_rotation = root_states[:, 3:7]
        velocity = root_states[:, 7:10]
        ang_velocity = root_states[:, 10:13]

        to_target = targets - torso_position
        to_target[:, 2] = 0

        prev_potentials_new = potentials.clone()
        potentials = -torch.norm(to_target, p=2, dim=-1) / dt

        torso_quat, up_proj, heading_proj, up_vec, heading_vec = compute_heading_and_up(
            torso_rotation, inv_start_rot, to_target, basis_vec0, basis_vec1, 2)

        vel_loc, angvel_loc, roll, pitch, yaw, angle_to_target = compute_rot(
            torso_quat, velocity, ang_velocity, targets, torso_position)

        roll = normalize_angle(roll).unsqueeze(-1)
        yaw = normalize_angle(yaw).unsqueeze(-1)
        angle_to_target = normalize_angle(angle_to_target).unsqueeze(-1)
        dof_pos_scaled = unscale(dof_pos, dof_limits_lower, dof_limits_upper)

        obs = torch.cat((torso_position[:, 2].view(-1, 1), vel_loc, angvel_loc *
            angular_velocity_scale,
            yaw, roll, angle_to_target, up_proj.unsqueeze(-1), heading_proj.unsqueeze
            (-1),
            dof_pos_scaled, dof_vel * dof_vel_scale, dof_force * contact_force_scale,
            sensor_force_torques.view(-1, 12) * contact_force_scale, actions), dim
            =-1)

        return obs, potentials, prev_potentials_new, up_vec, heading_vec
```

EUREKA Reward History. Given that LLMs have limited context, we also trim the EUREKA dialogue such that only the last reward and its reward reflection (in addition to initial system prompt) is kept in the context for the generation of the next reward. In other word, the reward improvement is *Markovian*. This is standard in gradient-free optimization, and we find this simplification to work well in practice.

EUREKA Reward Evaluation. All intermediate EUREKA reward functions are evaluated using 1 PPO run with the default task parameters. The final EUREKA reward, like all other baseline reward functions, are evaluated using 5 PPO runs with the average performance on the task fitness function F as the reward performance.

Human Normalized Score Reporting. Given that there are several significant outliers in human normalized score when EUREKA is substantially better both Human and Sparse on a task, when reporting the average normalized improvement in our abstract, we adjust the score so that the normalized score must lie between $[0, 3]$ per task before computing the average over all 29 tasks.

D.1 PEN SPINNING TASKS

The pen spinning environment builds on the original Shadow Hand environment in Isaac Gym without any changes to the physics parameters; the cube object in the original task is swapped out with the pen object, which is an unused asset in the Isaac Gym repository. In both the pre-training and fine-tuning stages, the task is to reorient a pen to a target 3D pose, which is provided as a goal to the policy. When the current target pose is deemed achieved (i.e., pose difference lower than certain threshold), then a new target pose is provided. In the pre-training stage, a random pose from $SO(3)$ 3D orientation group is sampled uniformly; this mechanism is identical to the original benchmark cube reorientation task. During the fine-tuning stage, the target poses are a predetermined sequence of waypoints that specify the pen spinning patterns to be achieved. When the policy reaches the current waypoint, the target pose will switch to the next waypoint in the sequence. If the policy can consecutively reach all the waypoints, then it has accomplished one cycle of the pen spinning pattern. The waypoints will relay continuously, allowing the policy to spin the pen for as many cycles as the policy is capable of until the episode length is reached.

D.2 EUREKA FROM HUMAN INITIALIZATION

In our human initialization experiments, we use Eureka to improve human-written reward functions. This can be done by modifying the first EUREKA iteration to use the human reward in place of the LLM-generated one, thereby "assuming" that Eureka's first proposed reward is the human reward. To complete this iteration, we use the human reward in IsaacGym, compute feedback, and query the LLM to generate new reward functions based on the human reward and the reward reflections. Future iterations are identical to the default EUREKA setting.

To provide the human reward in the first iteration, we refactor the code slightly to be consistent with the EUREKA reward format, which exposes the individual reward components in a dictionary. Furthermore, as human reward functions are often written in less interpretable fashion than EUREKA rewards (see App. G.5 for an example), we also strip away excess variables and parameters besides those needed for the actual reward computation.

D.3 EUREKA FROM HUMAN FEEDBACK

In our human reward reflection experiment, we investigate whether humans can provide reward reflection for desideratum such as "running with natural gait" that may be difficult to express via a task fitness function. We repeat the EUREKA procedure with the following modifications: (1) We only sample 1 reward per iteration, and (2) a human textual input will replace the automatically constructed reward reflection as in the main experiment. To ensure that the human textual input do not require domain expertise, we have used feedback that is as colloquial as possible; the full conversation is shown in App. G.4.

After the EUREKA-HF agent is trained, we have asked 20 unfamiliar users to indicate their preferences between two videos shown in random order, one depicting the EUREKA-HF Humanoid agent and the other one depicting the original best EUREKA agent. These 20 users are other graduate and

Table 4: EUREKA on Mujoco Humanoid environment. As in Isaac Gym Humanoid, the task fitness function is the Humanoid’s forward velocity.

Task	EUREKA	Human
Mujoco Humanoid	7.68	5.92

undergraduate students that have a wide range of familiarity in reinforcement learning, but are not involved with this research.

D.4 COMPUTATION RESOURCES

All our experiments took place on a single 8 A100 GPU station. Each individual Eureka run took less than one day of wall clock time on our GPU station. Given that Eureka evaluates at most 16 reward functions at a time, and each RL run on Isaac Gym takes at most 8GB of GPU memory, Eureka can be run on 4 V100 GPUs, which is readily accessible on an academic compute budget.

E EUREKA ON MUJOCO ENVIRONMENTS

To fully test the generality of EUREKA with regard to code syntax and physics simulation, we also evaluate EUREKA on the OpenAI Gym Humanoid environment (Brockman et al., 2016) implemented using Mujoco (Todorov et al., 2012). We make no changes to the prompts in App. A except the formatting tip that instructs the LLM to use numpy array instead of pytorch tensor when performing matrix operations in the generated program. The observation code for EUREKA context is displayed in Example 1 below. As shown, compared to the observation code for the Isaac Gym Humanoid task (Example 1 in App. D), this variant conveys the observation information in a very different manner: a commented block reveals the state and action spaces, and the variables themselves have to be indexed from a monolithic observation array.

The comparison against the official human-written reward function is in Tab. 4. Despite vastly different observation space and code syntax, EUREKA remains effective and generates reward functions that outperform the official human reward function.

Example 1: Mujoco Humanoid environment observation code given to EUREKA.

```
class HumanoidEnv(MujocoEnv, utils.EzPickle):
    """Rest of the environment definition omitted."""

    """
    ### Observation Space

    Observations consist of positional values of different body parts of the Humanoid,
    followed by the velocities of those individual parts (their derivatives) with all the
    positions ordered before all the velocities.

    By default, the observation is a 'ndarray' with shape '(376,)' where the elements
    correspond to the following:

    | Num | Observation
    | --- | ---
    | 0   | z-coordinate of the torso (centre)
    |     | position (m)
    | 1   | x-orientation of the torso (centre)
    |     | angle (rad)
    | 2   | y-orientation of the torso (centre)
    |     | angle (rad)
    | 3   | z-orientation of the torso (centre)
    |     | angle (rad)

    | Min | Max | Name (in corresponding XML file) | Joint |
    | --- | --- | --- | --- |
    | -Inf | Inf | root | free |
    | -Inf | Inf | root | free |
    | -Inf | Inf | root | free |
    | -Inf | Inf | root | free |
    | -Inf | Inf | root | free |
    """
```

4	w-orientation of the torso (centre)	-Inf Inf root	free
	angle (rad)		
5	z-angle of the abdomen (in lower_waist)	-Inf Inf abdomen_z	hinge
	angle (rad)		
6	y-angle of the abdomen (in lower_waist)	-Inf Inf abdomen_y	hinge
	angle (rad)		
7	x-angle of the abdomen (in pelvis)	-Inf Inf abdomen_x	hinge
	angle (rad)		
8	x-coordinate of angle between pelvis and right hip (in right_thigh)	-Inf Inf right_hip_x	hinge
	angle (rad)		
9	z-coordinate of angle between pelvis and right hip (in right_thigh)	-Inf Inf right_hip_z	hinge
	angle (rad)		
19	y-coordinate of angle between pelvis and right hip (in right_thigh)	-Inf Inf right_hip_y	hinge
	angle (rad)		
11	angle between right hip and the right shin (in right_knee)	-Inf Inf right_knee	hinge
	angle (rad)		
12	x-coordinate of angle between pelvis and left hip (in left_thigh)	-Inf Inf left_hip_x	hinge
	angle (rad)		
13	z-coordinate of angle between pelvis and left hip (in left_thigh)	-Inf Inf left_hip_z	hinge
	angle (rad)		
14	y-coordinate of angle between pelvis and left hip (in left_thigh)	-Inf Inf left_hip_y	hinge
	angle (rad)		
15	angle between left hip and the left shin (in left_knee)	-Inf Inf left_knee	hinge
	angle (rad)		
16	coordinate-1 (multi-axis) angle between torso and right arm (in right_upper_arm)	-Inf Inf right_shoulder1	hinge
	angle (rad)		
17	coordinate-2 (multi-axis) angle between torso and right arm (in right_upper_arm)	-Inf Inf right_shoulder2	hinge
	angle (rad)		
18	angle between right upper arm and right_lower_arm	-Inf Inf right_elbow	hinge
	angle (rad)		
19	coordinate-1 (multi-axis) angle between torso and left arm (in left_upper_arm)	-Inf Inf left_shoulder1	hinge
	angle (rad)		
20	coordinate-2 (multi-axis) angle between torso and left arm (in left_upper_arm)	-Inf Inf left_shoulder2	hinge
	angle (rad)		
21	angle between left upper arm and left_lower_arm	-Inf Inf left_elbow	hinge
	angle (rad)		
22	x-coordinate velocity of the torso (centre)	-Inf Inf root	free
	velocity (m/s)		
23	y-coordinate velocity of the torso (centre)	-Inf Inf root	free
	velocity (m/s)		
24	z-coordinate velocity of the torso (centre)	-Inf Inf root	free
	velocity (m/s)		
25	x-coordinate angular velocity of the torso (centre)	-Inf Inf root	free
	angular velocity (rad/s)		
26	y-coordinate angular velocity of the torso (centre)	-Inf Inf root	free
	angular velocity (rad/s)		
27	z-coordinate angular velocity of the torso (centre)	-Inf Inf root	free
	angular velocity (rad/s)		
28	z-coordinate of angular velocity of the abdomen (in lower_waist)	-Inf Inf abdomen_z	hinge
	angular velocity (rad/s)		
29	y-coordinate of angular velocity of the abdomen (in lower_waist)	-Inf Inf abdomen_y	hinge
	angular velocity (rad/s)		
30	x-coordinate of angular velocity of the abdomen (in pelvis)	-Inf Inf abdomen_x	hinge
	angular velocity (rad/s)		

```

| 31 | x-coordinate of the angular velocity of the angle between pelvis and right hip (in
right_thigh) | -Inf | Inf | right_hip_x | hinge |
angular velocity (rad/s) |
| 32 | z-coordinate of the angular velocity of the angle between pelvis and right hip (in
right_thigh) | -Inf | Inf | right_hip_z | hinge |
angular velocity (rad/s) |
| 33 | y-coordinate of the angular velocity of the angle between pelvis and right hip (in
right_thigh) | -Inf | Inf | right_hip_y | hinge |
angular velocity (rad/s) |
| 34 | angular velocity of the angle between right hip and the right shin (in right_knee)
| -Inf | Inf | right_knee | hinge |
angular velocity (rad/s) |
| 35 | x-coordinate of the angular velocity of the angle between pelvis and left hip (in
left_thigh) | -Inf | Inf | left_hip_x | hinge |
angular velocity (rad/s) |
| 36 | z-coordinate of the angular velocity of the angle between pelvis and left hip (in
left_thigh) | -Inf | Inf | left_hip_z | hinge |
angular velocity (rad/s) |
| 37 | y-coordinate of the angular velocity of the angle between pelvis and left hip (in
left_thigh) | -Inf | Inf | left_hip_y | hinge |
angular velocity (rad/s) |
| 38 | angular velocity of the angle between left hip and the left shin (in left_knee)
| -Inf | Inf | left_knee | hinge |
angular velocity (rad/s) |
| 39 | coordinate-1 (multi-axis) of the angular velocity of the angle between torso and
right arm (in right_upper_arm) | -Inf | Inf | right_shoulder1 | hinge |
angular velocity (rad/s) |
| 40 | coordinate-2 (multi-axis) of the angular velocity of the angle between torso and
right arm (in right_upper_arm) | -Inf | Inf | right_shoulder2 | hinge |
angular velocity (rad/s) |
| 41 | angular velocity of the angle between right upper arm and right_lower_arm
| -Inf | Inf | right_elbow | hinge |
angular velocity (rad/s) |
| 42 | coordinate-1 (multi-axis) of the angular velocity of the angle between torso and
left arm (in left_upper_arm) | -Inf | Inf | left_shoulder1 | hinge |
angular velocity (rad/s) |
| 43 | coordinate-2 (multi-axis) of the angular velocity of the angle between torso and
left arm (in left_upper_arm) | -Inf | Inf | left_shoulder2 | hinge |
angular velocity (rad/s) |
| 44 | angular velocity of the angle between left upper arm and left_lower_arm
| -Inf | Inf | left_elbow | hinge |
angular velocity (rad/s) |

```

Additionally, after all the positional and velocity based values in the table, the observation contains (in order):

- `*cinert*`: Mass and inertia of a single rigid body relative to the center of mass (this is an intermediate result of transition). It has shape 14×10 (`*nbody * 10*`) and hence adds to another 140 elements in the state space.
- `*cvel*`: Center of mass based velocity. It has shape 14×6 (`*nbody * 6*`) and hence adds another 84 elements in the state space
- `*qfrc_actuator*`: Constraint force generated as the actuator force. This has shape $(23,)$ `* (nv * 1) *` and hence adds another 23 elements to the state space.
- `*cfrc_ext*`: This is the center of mass based external force on the body. It has shape 14×6 (`*nbody * 6*`) and hence adds to another 84 elements in the state space. where `*nbody*` stands for the number of bodies in the robot and `*nv*` stands for the number of degrees of freedom (`* = dim(qvel) *`)

The (x,y,z) coordinates are translational DOFs while the orientations are rotational DOFs expressed as quaternions.

Note that the `obs` argument passed to the reward function is a concatenation of `obs` across all environments, so it will have shape $(n, 376)$.

```

"""
def _get_obs(self):
    position = self.data.qpos.flat.copy()
    velocity = self.data.qvel.flat.copy()

    com_inertia = self.data.cinert.flat.copy()
    com_velocity = self.data.cvel.flat.copy()

    actuator_forces = self.data.qfrc_actuator.flat.copy()
    external_contact_forces = self.data.cfrc_ext.flat.copy()

    if self._exclude_current_positions_from_observation:
        position = position[2:]

    return np.concatenate(
        (
            position,
            velocity,

```

```

        com_inertia,
        com_velocity,
        actuator_forces,
        external_contact_forces,
    )
)

```

F ADDITIONAL RESULTS

Reinforcement Learning Training Curves. In Fig. 10, we present the aggregate RL training curves on the Dexterity benchmark. As shown, EUREKA reward functions enjoy improved sample efficiency compared to all baseline rewards. We do notice that EUREKA reward functions, on average, exhibits less smooth trend than the Human reward functions. We hypothesize that this is due to the fact that the underlying RL algorithm is not tuned for the EUREKA rewards; instead, they are tuned for the Human reward functions.

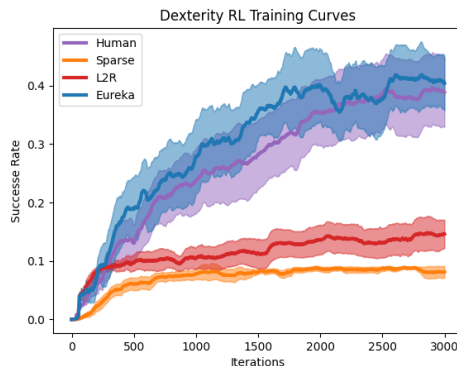


Figure 10: EUREKA reward functions enjoy improved sample efficiency compared to various baseline reward functions on aggregate over 20 Dexterity tasks.

Additional Evaluation Metrics. In Fig. 11, we present holistic evaluation metrics, such as mean, median, and interquartile mean, as suggested by Agarwal et al. (2021). All metrics and associated 95% confidence intervals are computed over the set of 100 RL runs from 5 RL runs for each method’s final reward function on all 20 Dexterity tasks. As shown, on all evaluation metrics, EUREKA is consistently effective and outperforms all baselines.

Furthermore, using the same set of runs, we also compute the probability that EUREKA outperforms the baselines with 95% confidence intervals. The results are shown in Fig. 12. As shown, our experimental results provide strong evidence that EUREKA’s improvement over baselines are statistically significant.

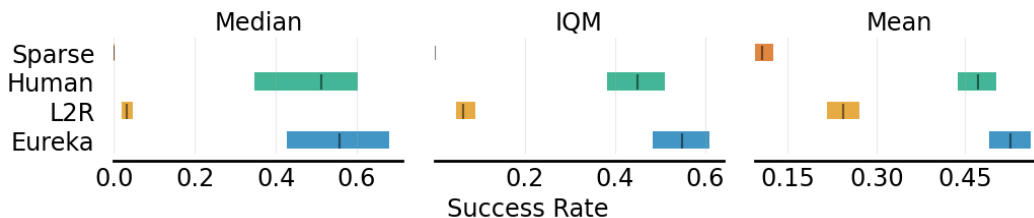


Figure 11: EUREKA reward functions are more effective in aggregate under various evaluation metrics.

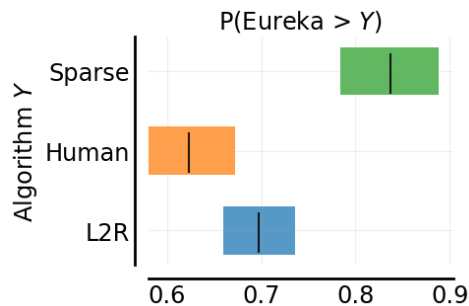


Figure 12: EUREKA reward functions’ improvement over alternative reward functions are statistically significant.

Dexterity Performance Breakdown. We present the raw success rates of EUREKA, L2R, Human, and Sparse in Fig. 13.

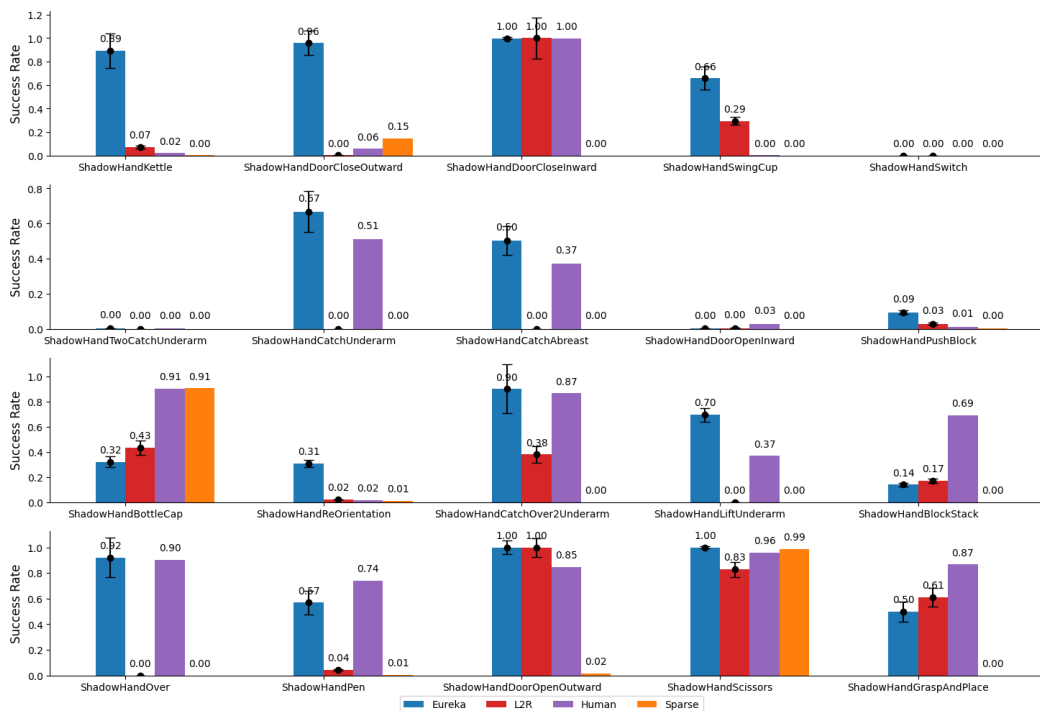


Figure 13: Raw success rates of all methods on the Dexterity benchmark.

Reward Reflection Ablations. In Fig. 14, we provide a detailed per-task breakdown on the impact of removing reward reflection in the EUREKA feedback. In this ablation, we are interested in the *average* human normalized score over independent EUREKA restarts because the average is more informative than the max (the metric used in all other experiments) in revealing LLM behavior change on aggregate. As shown, removing reward reflection generally has a negative impact on the reward performance. The deterioration is more pronounced for high-dimensional tasks, demonstrating that

reward reflection indeed can provide targeted reward editing that is more instrumental for difficult tasks that require many state components to interact in the reward functions.

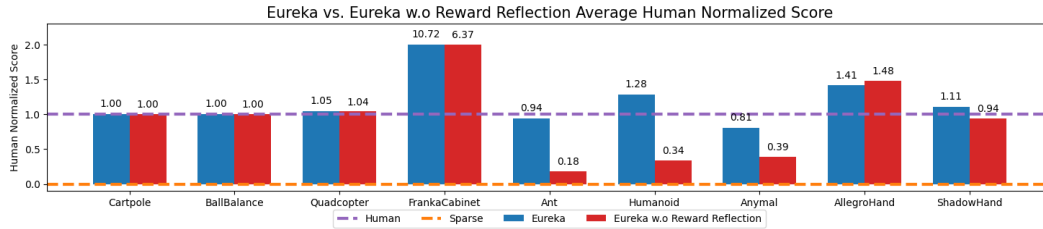


Figure 14: EUREKA without the reward reflection mechanism exhibits degraded performance.

EUREKA with GPT-3.5. In Fig. 15, we compare the performance of EUREKA with GPT-4 (the original one reported in the paper) and EUREKA with GPT-3.5; specifically, we use `gpt-3.5-turbo-16k-0613` in the OpenAI API. While the absolute performance goes down, we see that EUREKA (GPT-3.5) still performs comparably and exceeds human-engineered rewards on the dexterous manipulation tasks. These results suggest that the EUREKA principles are general and can be also applied to less performant base coding LLMs.

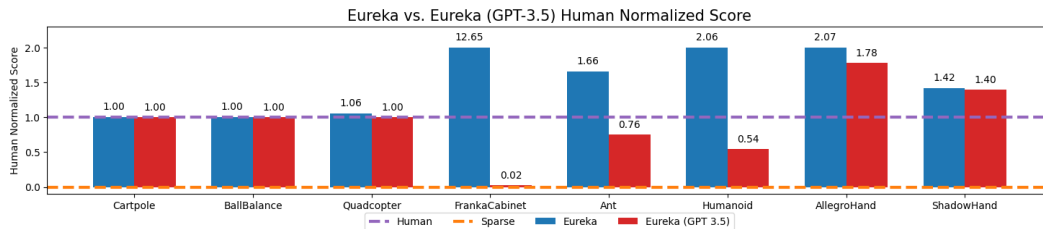


Figure 15: Using GPT3.5 observes performance degradation in EUREKA but still remains comparable to GPT-4 on a majority of the tasks.

Reward Correlation Experiments. To provide a more bird-eye view comparison against human rewards, we assess the novelty of EUREKA rewards. Given that programs that syntactically differ may functionally be identical, we propose to evaluate the Pearson *correlation* between EUREKA and human rewards on all the Isaac task. These tasks are ideal for this test because many of them have been widely used in RL research, even if the IsaacGym implementation may not have been seen in GPT-4 training, so it is possible that EUREKA produces rewards that are merely cosmetically different. To do this, for a given policy training run using a EUREKA reward, we gather all training transitions and compute their respectively EUREKA and human reward values, which can then be used to compute their correlation. Then, we plot the correlation against the human normalized score on a scatter-plot. The resulting scatter-plot is displayed in Fig. 6. In Fig. 16, we also provide the average correlation per task. As shown, as the tasks become more high-dimensional and harder to solve, the correlations exhibit a downward trend. This validates our hypothesis that the harder the task is, the less optimal the human rewards are, and consequently more room for EUREKA to generate truly novel and different rewards.

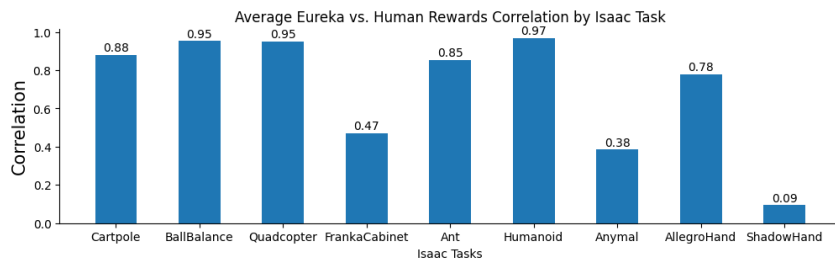


Figure 16: EUREKA rewards are less correlated with human rewards when the tasks are more high-dimensional and less common in the reinforcement learning literature.

G EUREKA REWARD EXAMPLES

In this section, we provide several unmodified EUREKA reward examples from various experiments we detailed in the main paper.

G.1 REWARD REFLECTION EXAMPLES.

We illustrate EUREKA reward reflection step by displaying the sequence of previous EUREKA reward, EUREKA reward reflection, and then the subsequent EUREKA reward.

Example 1: EUREKA Reward Reflection on ShadowHand. Iteration 1 Score: 9.29, Iteration 2 Score: 10.43

```
Iteration 1: Eureka Output:
```python
import torch
from typing import Tuple, Dict

@torch.jit.script
def compute_reward(object_rot: torch.Tensor, goal_rot: torch.Tensor) -> Tuple[torch.Tensor,
 Dict[str, torch.Tensor]]:
 rot_diff = torch.abs(torch.sum(object_rot * goal_rot, dim=1) - 1) / 2
 rotation_reward = torch.exp(-20 * rot_diff)

 # Scaling factor for the rotation reward
 rotation_temp = 20.0

 total_reward = rotation_reward

 reward_components = {
 "rotation_reward": rotation_reward
 }

 return total_reward, reward_components
```

This reward function computes the difference between the current object rotation and the
target rotation. It calculates a rotation_reward based on the absolute difference, scaled
by a temperature parameter (rotation_temp). The total reward is the rotation_reward.

#####

Iteration 1: Reward Reflection:
We trained a RL policy using the provided reward function code and tracked the values of the
individual components in the reward function as well as global policy metrics such as
success rates and episode lengths after every 300 epochs and the maximum, mean, minimum
values encountered:
rotation_reward: ['0.03', '0.31', '0.30', '0.32', '0.34', '0.34', '0.34', '0.34', '0.34', '
0.32'], Max: 0.36, Mean: 0.32, Min: 0.03
success_rate: ['0.00', '0.83', '1.85', '2.89', '3.72', '4.94', '5.99', '6.90', '7.71', '8.83'
], Max: 9.29, Mean: 4.81, Min: 0.00
episode_lengths: ['7.07', '384.30', '378.22', '378.06', '406.11', '415.43', '402.64', '412.50'
, '384.10', '434.24'], Max: 482.35, Mean: 396.02, Min: 7.07

Please carefully analyze the policy feedback and provide a new, improved reward function that
can better solve the task. Some helpful tips for analyzing the policy feedback:
(1) If the success rates are always near zero, then you must rewrite the entire reward
function
(2) If the values for a certain reward component are near identical throughout, then this
means RL is not able to optimize this component as it is written. You may consider
(a) Changing its scale or the value of its temperature parameter
(b) Re-writing the reward component
(c) Discarding the reward component
(3) If some reward component magnitude is significantly larger, then you must re-scale its
value to a proper range

Please analyze each existing reward component in the suggested manner above first, and then
write the reward function code. The output of the reward function should consist of two
items:
(1) the total reward,
(2) a dictionary of each individual reward component.
The code output should be formatted as a python code string: "```python ... ```".

Some helpful tips for writing the reward function code:
(1) You may find it helpful to normalize the reward to a fixed range by applying
transformations like torch.exp to the overall reward or its components
(2) If you choose to transform a reward component, then you must also introduce a
temperature parameter inside the transformation function; this parameter must be a named
variable in the reward function and it must not be an input variable. Each transformed
reward component should have its own temperature variable
```

- (3) Make sure the `type` of each `input` variable `is` correctly specified; a `float` `input` variable should `not` be specified as `torch.Tensor`
- (4) Most importantly, the reward code `input` variables must contain only attributes of the provided environment `class` definition (namely, variables that have prefix `self.`). Under no circumstance can you introduce new `input` variables.

...

#####

Iteration 2: Eureka Output:

Based on the analysis of the policy feedback, the `rotation_reward` component has minimum, maximum, and mean values within a fairly close range and seems stable. The `success_rate` has increased gradually, indicating that the agent `is` learning to some degree. However, the `episode_lengths` have quite some variance, which could indicate that the agent does `not` consistently perform well during training.

Since the `rotation_reward` component seems mostly adequate, I would recommend introducing another component, such as a penalty for large angular velocities, to reinforce stable spinning behavior. Here `is` a new reward function that incorporates an `angular_velocity_penalty`:

```
```python
import torch
from typing import Tuple, Dict

@torch.jit.script
def compute_reward(object_rot: torch.Tensor, goal_rot: torch.Tensor, object_angvel: torch.
 Tensor) -> Tuple[torch.Tensor, Dict[str, torch.Tensor]]:
 # Rotation reward
 rot_diff = torch.abs(torch.sum(object_rot * goal_rot, dim=1) - 1) / 2
 rotation_reward = torch.exp(-20 * rot_diff)
 rotation_temp = 20.0

 # Angular velocity penalty
 angvel_norm = torch.norm(object_angvel, dim=1)
 angvel_threshold = 5.0
 angvel_penalty_temp = 10.0
 angular_velocity_penalty = torch.where(angvel_norm > angvel_threshold, torch.exp(-
 angvel_penalty_temp * (angvel_norm - angvel_threshold)), torch.zeros_like(angvel_norm))

 total_reward = rotation_reward - angular_velocity_penalty

 reward_components = {
 "rotation_reward": rotation_reward,
 "angular_velocity_penalty": angular_velocity_penalty
 }

 return total_reward, reward_components
```
```

The new reward function applies a penalty for large angular velocities (larger than the `angvel_threshold`) using a temperature parameter (`angvel_penalty_temp`) to scale the penalty. The total reward now combines the `rotation_reward` with the `angular_velocity_penalty`.

Example 2: EUREKA Reward Reflection on Humanoid. Iteration 2 Score: 3.79, Iteration 3 Score: 4.37

Iteration 2: Eureka Output:

Based on the provided feedback, it seems like the `'track_reward'` component `is not` contributing to the learning process as `all` its values are 0. Therefore, I will discard the `'track_reward'` and write a new reward function that emphasizes the `'velocity_reward'` component. I will also add a new component to the reward function to encourage the agent to maintain upright posture.

Below `is` the updated reward function:

```
```python
import torch
from typing import Tuple, Dict

@torch.jit.script
def compute_reward(root_states: torch.Tensor, dt: float) -> Tuple[torch.Tensor, Dict[str,
 torch.Tensor]]:
 # Calculate the forward velocity
 forward_velocity = root_states[:, 7]

 # Reward for forward velocity
 velocity_temperature = 1.0 # You can tune this temperature parameter to adjust how much
 weight the forward velocity gets
```
```



```

velocity_reward = torch.exp(forward_velocity / velocity_temperature)

# Calculate the height of the humanoid torso
torso_height = root_states[:, 2]

# Reward for maintaining upright posture
posture_temperature = 1.0 # Tune this temperature parameter to adjust the weight of the
posture_reward = torch.exp(torso_height / posture_temperature)

# Combine rewards
total_reward = velocity_reward + posture_reward

reward_components = {'velocity_reward': velocity_reward, 'posture_reward': posture_reward}

return total_reward, reward_components
'''

```

I have removed the 'track_reward' component and added a new component, 'posture_reward', to encourage the humanoid to maintain an upright posture. The posture reward is computed as the exponential of the humanoid's torso height divided by a temperature parameter. Adjust the temperature parameters of both components to fine-tune the model's learning process.

#####

Iteration 2: Reward Reflection:

We trained a RL policy using the provided reward function code and track the values of the individual components in the reward function as well as global policy metrics such as success rates and episode lengths after every 100 epochs and the maximum, mean, minimum values encountered:

```

velocity_reward: ['1.05', '6.33', '30.09', '66.72', '101.08', '133.44', '148.37', '175.90', '188.68', '204.21'], Max: 235.50, Mean: 116.81, Min: 1.05
posture_reward: ['3.26', '3.31', '3.28', '3.27', '3.27', '3.25', '3.28', '3.28', '3.28', '3.27'], Max: 3.33, Mean: 3.27, Min: 3.02
consecutive_successes: ['-0.05', '1.18', '2.31', '2.95', '3.20', '3.45', '3.52', '3.61', '3.66', '3.67'], Max: 3.79, Mean: 2.95, Min: -0.05
episode_lengths: ['31.94', '85.50', '104.58', '123.72', '128.38', '130.28', '135.18', '138.20', '134.81', '136.41'], Max: 142.11, Mean: 120.44, Min: 25.89

```

Please carefully analyze the policy feedback and provide a new, improved reward function that can better solve the task. Some helpful tips for analyzing the policy feedback:

- (1) If the success rates are always near zero, then you must rewrite the entire reward function
- (2) If the values for a certain reward component are near identical throughout, then this means RL is not able to optimize this component as it is written. You may consider
 - (a) Changing its scale or the value of its temperature parameter
 - (b) Re-writing the reward component
 - (c) Discarding the reward component
- (3) If some reward component magnitude is significantly larger, then you must re-scale its value to a proper range

Please analyze each existing reward component in the suggested manner above first, and then write the reward function code. The output of the reward function policy should consist of two items:

- (1) the total reward,
- (2) a dictionary of each individual reward component.

The code output should be formatted as a python code string: ````python ... ````.

Some helpful tips for writing the reward function code:

- (1) You may find it helpful to normalized the reward to a fixed range by applying transformations like `torch.exp` to the overall reward or its components
- (2) If you choose to transform a reward component, then you must also introduce a temperature parameter inside the transformation function; this parameter must be a named variable in the reward function and it must not be an input variable. Each transformed reward component should have its own temperature variable
- (3) Make sure the type of each input variable is correctly specified; a float input variable should not be specified as `torch.Tensor`
- (4) most importantly, the reward code input variables must contain only attributes of the provided environment class definition (namely, variables that have prefix `self.`). Under no circumstance can you introduce new input variables.

#####

Iteration 3: Eureka Output:

Based on the provided feedback, it seems that the 'posture_reward' component has little impact on the learning process, as its values are near identical throughout the training. I will modify the reward function to better balance the 'velocity_reward' and 'posture_reward' components, and also add a new reward component to encourage the agent to minimize the energy consumption of its action (i.e., 'action_energy').

Here is the updated reward function:

```
```python
```

```

import torch
from typing import Tuple, Dict

@torch.jit.script
def compute_reward(root_states: torch.Tensor, actions: torch.Tensor, dt: float) -> Tuple[torch.Tensor, Dict[str, torch.Tensor]]:
 # Calculate the forward velocity
 forward_velocity = root_states[:, 7]

 # Reward for forward velocity
 velocity_temperature = 5.0 # I increased the value from 1.0 to 5.0 to balance the impact of the velocity reward.
 velocity_reward = torch.exp(forward_velocity / velocity_temperature)

 # Calculate the height of the humanoid torso
 torso_height = root_states[:, 2]

 # Reward for maintaining upright posture
 posture_temperature = 10.0 # Increased the value from 1.0 to 10.0 to balance the impact of the posture reward.
 posture_reward = torch.exp(torso_height / posture_temperature)

 # Reward for minimizing energy consumption in actions
 action_energy = torch.norm(actions, p=2, dim=-1)
 energy_temperature = 5.0
 energy_reward = -torch.exp(action_energy / energy_temperature) # Subtract this component to minimize energy consumption.

 # Combine rewards
 total_reward = velocity_reward + posture_reward + energy_reward

 reward_components = {'velocity_reward': velocity_reward, 'posture_reward': posture_reward, 'energy_reward': energy_reward}

 return total_reward, reward_components

```

I increased the temperature parameters for both the 'velocity\_reward' and 'posture\_reward' components to balance their impact on the learning process. Additionally, I added a new reward component, 'energy\_reward', to encourage the agent to minimize the energy consumption in its actions. Experiment with different temperature parameter values if necessary to fine-tune the policy further.

## G.2 NEGATIVELY CORRELATED EUREKA REWARD EXAMPLES

We display several negatively correlated but superior rewards that EUREKA discovers in our experiments.

Example 1: Task: ShadowHand, Human Normalized Score: 1.45, Correlation: -0.26

```

@torch.jit.script
def compute_reward(object_rot: torch.Tensor, goal_rot: torch.Tensor, fingertip_pos: torch.Tensor, object_pos: torch.Tensor) -> Tuple[torch.Tensor, Dict[str, torch.Tensor]]:
 # Compute the quaternion distance between the object's current orientation and the goal orientation
 q_dist = torch.sum((object_rot * goal_rot), dim=-1)
 q_dist = torch.min(q_dist, 1 - q_dist) # Make sure the q_dist is in the range [0, 1]

 # Normalize the quaternion distance using a temperature parameter
 temp_rot = 0.5
 rot_reward = torch.exp(-temp_rot * q_dist)

 # Compute the distance between the fingertips and the object center
 fingertips_object_dist = torch.norm(fingertip_pos - object_pos[:, None], dim=-1)

 # Apply a threshold for the distance
 distance_threshold = 0.1
 close_enough = (fingertips_object_dist < distance_threshold).to(torch.float32)

 # Normalize the distance between fingertips and object center using an updated temperature parameter
 temp_dist = 10.0
 distance_reward = torch.mean(torch.exp(-temp_dist * fingertips_object_dist * close_enough), dim=-1)

 # Apply a penalty if the agent is not close enough to the object
 distance_penalty = 0.5 * (1 - torch.prod(close_enough, dim=-1))

```

```

Combine the reward components
total_reward = rot_reward * distance_reward - distance_penalty

Store the reward components in a dictionary
reward_components = {
 "rot_reward": rot_reward,
 "distance_reward": distance_reward,
 "distance_penalty": distance_penalty,
 "total_reward": total_reward,
}

return total_reward, reward_components

```

Example 2: Task: FrankaCabinet, Human Normalized Score: 11.98, Correlation: -0.30

```

@torch.jit.script
def compute_reward(franka_grasp_pos: torch.Tensor, drawer_grasp_pos: torch.Tensor,
 cabinet_dof_pos: torch.Tensor,
 franka_lfinger_pos: torch.Tensor, franka_rfinger_pos: torch.Tensor) ->
 Tuple[torch.Tensor, Dict[str, torch.Tensor]]:

Calculate the distance between the Franka grasping position and the cabinet grasping
position
grasp_distance = torch.norm(franka_grasp_pos - drawer_grasp_pos, dim=-1)

Calculate the distances between franka_lfinger_pos, franka_rfinger_pos and
drawer_grasp_pos
lfinger_distance = torch.norm(franka_lfinger_pos - drawer_grasp_pos, dim=-1)
rfinger_distance = torch.norm(franka_rfinger_pos - drawer_grasp_pos, dim=-1)

Calculate the drawer opening distance
drawer_opening = cabinet_dof_pos[:, 3]

Define temperature parameters for transforming the reward components
grasp_distance_scaling = torch.tensor(20.0)
handle_grasping_temperature = torch.tensor(20.0)
drawer_opening_temperature = torch.tensor(20.0)

Transform the reward components
grasp_distance_reward = 1.0 / (1.0 + grasp_distance_scaling * grasp_distance)
handle_grasping_reward = torch.exp(-handle_grasping_temperature * (lfinger_distance +
 rfinger_distance))
drawer_opening_reward = torch.exp(drawer_opening_temperature * drawer_opening)

Compute the total reward
reward = grasp_distance_reward + handle_grasping_reward + drawer_opening_reward

Create a dictionary of individual reward components
reward_components = {
 "grasp_distance_reward": grasp_distance_reward,
 "handle_grasping_reward": handle_grasping_reward,
 "drawer_opening_reward": drawer_opening_reward
}

return reward, reward_components

```

### G.3 EUREKA FROM HUMAN INITIALIZATION EXAMPLES

We display several examples of a single step in the EUREKA from Human Initialization setting. In these examples, the first reward (Iteration 0) is the original human-written task reward, and Iteration 1 is the best reward after one step of EUREKA improvement.

Example 1: EUREKA Human Initialization on Kettle. Human Success Rate: 0.11, EUREKA Success Rate: 0.91

```

Iteration 1: Human Initialization:
```python
import torch

@torch.jit.script
def compute_reward(
    kettle_handle_pos, bucket_handle_pos, kettle_spout_pos,
    right_hand_ff_pos, right_hand_mf_pos, right_hand_rf_pos, right_hand_lf_pos,
    right_hand_th_pos,
    left_hand_ff_pos, left_hand_mf_pos, left_hand_rf_pos, left_hand_lf_pos, left_hand_th_pos,
):
    right_hand_finger_dist = (torch.norm(kettle_handle_pos - right_hand_ff_pos, p=2, dim=-1) +
        torch.norm(kettle_handle_pos - right_hand_mf_pos, p=2, dim=-1)

```

```

        + torch.norm(kettle_handle_pos - right_hand_rf_pos, p=2, dim=-1) +
        torch.norm(kettle_handle_pos - right_hand_lf_pos, p=2, dim=-1)
        + torch.norm(kettle_handle_pos - right_hand_th_pos, p=2, dim=-1))
left_hand_finger_dist = (torch.norm(bucket_handle_pos - left_hand_ff_pos, p=2, dim=-1) +
        torch.norm(bucket_handle_pos - left_hand_mf_pos, p=2, dim=-1)
        + torch.norm(bucket_handle_pos - left_hand_rf_pos, p=2, dim=-1) +
        torch.norm(bucket_handle_pos - left_hand_lf_pos, p=2, dim=-1)
        + torch.norm(bucket_handle_pos - left_hand_th_pos, p=2, dim=-1))

right_hand_dist_rew = right_hand_finger_dist
left_hand_dist_rew = left_hand_finger_dist

up_rew = torch.zeros_like(right_hand_dist_rew)
up_rew = torch.where(right_hand_finger_dist < 0.7,
        torch.where(left_hand_finger_dist < 0.7,
            0.5 - torch.norm(bucket_handle_pos - kettle_spout_pos, p
            =2, dim=-1) * 2, up_rew), up_rew)

reward = 1 + up_rew - right_hand_dist_rew - left_hand_dist_rew
reward_components = {
    'up_reward': up_rew,
    'right_hand_dist_reward': right_hand_dist_rew,
    'left_hand_dist_reward': left_hand_dist_rew,
}

return reward, reward_components
'''

#####

Iteration 1: Reward Reflection:
We trained a RL policy using the provided reward function code and tracked the values of the
individual components in the reward function as well as global policy metrics such as
success rates and episode lengths after every 300 epochs and the maximum, mean, minimum
values encountered:
up_reward: ['0.00', '0.00', '0.02', '-0.01', '0.04', '-0.02', '0.03', '-0.01', '0.02', '0.04'
], Max: 0.12, Mean: 0.03, Min: -0.06
right_hand_dist_reward: ['0.93', '0.34', '0.40', '0.38', '0.36', '0.44', '0.43', '0.42', '0.38
', '0.42'], Max: 0.96, Mean: 0.41, Min: 0.27
left_hand_dist_reward: ['1.47', '0.87', '0.69', '0.89', '0.83', '0.81', '0.83', '1.02', '0.84'
, '0.85'], Max: 3.57, Mean: 0.88, Min: 0.39
consecutive_successes: ['0.00', '0.00', '0.00', '0.00', '0.00', '0.00', '0.00', '0.00', '0.00'
, '0.00'], Max: 0.01, Mean: 0.00, Min: 0.00
episode_lengths: ['125.00', '122.45', '123.92', '124.24', '124.22', '124.83', '124.86', '
124.42', '124.89', '124.18'], Max: 125.00, Mean: 123.81, Min: 111.56
Please carefully analyze the policy feedback and provide a new, improved reward function that
can better solve the task. Some helpful tips for analyzing the policy feedback:
(1) If the success rates are always near zero, then you must rewrite the entire reward
function
(2) If the values for a certain reward component are near identical throughout, then this
means RL is not able to optimize this component as it is written. You may consider
(a) Changing its scale or the value of its temperature parameter
(b) Re-writing the reward component
(c) Discarding the reward component
(3) If some reward component magnitude is significantly larger, then you must re-scale its
value to a proper range
Please analyze each existing reward component in the suggested manner above first, and then
write the reward function code. The output of the reward function should consist of two
items:
(1) the total reward,
(2) a dictionary of each individual reward component.
The code output should be formatted as a python code string: '''python ... '''.

Some helpful tips for writing the reward function code:
(1) You may find it helpful to normalize the reward to a fixed range by applying
transformations like torch.exp to the overall reward or its components
(2) If you choose to transform a reward component, then you must also introduce a
temperature parameter inside the transformation function; this parameter must be a named
variable in the reward function and it must not be an input variable. Each transformed
reward component should have its own temperature variable
(3) Make sure the type of each input variable is correctly specified; a float input
variable should not be specified as torch.Tensor
(4) Most importantly, the reward code input variables must contain only attributes of the
provided environment class definition (namely, variables that have prefix self.). Under
no circumstance can you introduce new input variables.

#####

Iteration 2: Eureka Output:
From the feedback data you provided, it is evident that up_reward has a rather small value and
success rate is always near zero. We can try some modifications to improve the reward

```

function. First, we can update the distance rewards by adjusting their scale and applying an exponential transformation with an associated temperature. This will make their values range between 0 and 1. We will also slightly adjust the up_reward to get more value when the kettle and bucket are closer. Finally, we will add some weights to the reward components to balance their contribution to the total reward.

Here is the updated reward function:

```

```python
import torch

@torch.jit.script
def compute_reward(
 kettle_handle_pos, bucket_handle_pos, kettle_spout_pos,
 right_hand_ff_pos, right_hand_mf_pos, right_hand_rf_pos, right_hand_lf_pos,
 right_hand_th_pos,
 left_hand_ff_pos, left_hand_mf_pos, left_hand_rf_pos, left_hand_lf_pos, left_hand_th_pos,
):
 dist_temp = torch.tensor(0.1)

 right_hand_finger_dist = (torch.norm(kettle_handle_pos - right_hand_ff_pos, p=2, dim=-1) +
 torch.norm(kettle_handle_pos - right_hand_mf_pos, p=2, dim=-1)
 + torch.norm(kettle_handle_pos - right_hand_rf_pos, p=2, dim=-1) +
 torch.norm(kettle_handle_pos - right_hand_lf_pos, p=2, dim=-1)
 + torch.norm(kettle_handle_pos - right_hand_th_pos, p=2, dim=-1))
 left_hand_finger_dist = (torch.norm(bucket_handle_pos - left_hand_ff_pos, p=2, dim=-1) +
 torch.norm(bucket_handle_pos - left_hand_mf_pos, p=2, dim=-1)
 + torch.norm(bucket_handle_pos - left_hand_rf_pos, p=2, dim=-1) +
 torch.norm(bucket_handle_pos - left_hand_lf_pos, p=2, dim=-1)
 + torch.norm(bucket_handle_pos - left_hand_th_pos, p=2, dim=-1))

 right_hand_dist_rew = 1 - torch.exp(-dist_temp * right_hand_finger_dist)
 left_hand_dist_rew = 1 - torch.exp(-dist_temp * left_hand_finger_dist)

 up_rew = torch.zeros_like(right_hand_dist_rew)
 up_rew = torch.where(right_hand_finger_dist < 0.7,
 torch.where(left_hand_finger_dist < 0.7,
 1 - torch.norm(bucket_handle_pos - kettle_spout_pos, p=2,
 dim=-1) * 2, up_rew), up_rew)

 reward = 5 * up_rew - 3 * right_hand_dist_rew - 2 * left_hand_dist_rew
 reward_components = {
 'up_reward': up_rew,
 'right_hand_dist_reward': right_hand_dist_rew,
 'left_hand_dist_reward': left_hand_dist_rew,
 }

 return reward, reward_components
```

```

Please test this updated reward function and provide new policy feedback data for further analysis if needed.

Example 2: EUREKA Human Initialization on CatchUnderarm. Human Success Rate: 0.33, EUREKA Success Rate: 0.64

```

Iteration 1: Human Initialization:
```python
import torch
from isaacgym.torch_utils import quat_mul, quat_conjugate

@torch.jit.script
def compute_reward(
 object_pos, object_rot, goal_pos, goal_rot,
):
 goal_dist = torch.norm(goal_pos - object_pos, p=2, dim=-1)

 quat_diff = quat_mul(object_rot, quat_conjugate(goal_rot))
 rot_dist = 2.0 * torch.asin(torch.clamp(torch.norm(quat_diff[:, 0:3], p=2, dim=-1), max
 =1.0))

 dist_rew = goal_dist
 reward = torch.exp(-0.2*(dist_rew * 50 + rot_dist))
 reward_components = {
 "dist_reward": dist_rew,
 "rot_reward": rot_dist,
 }
}

```

```

return reward, reward_components
'''

#####

Iteration 1: Reward Reflection:
We trained a RL policy using the provided reward function code and tracked the values of the
individual components in the reward function as well as global policy metrics such as
success rates and episode lengths after every 300 epochs and the maximum, mean, minimum
values encountered:
dist_reward: ['0.41', '0.34', '0.34', '0.29', '0.26', '0.25', '0.23', '0.21', '0.21', '0.21'],
Max: 0.42, Mean: 0.26, Min: 0.19
rot_reward: ['2.21', '2.21', '2.19', '2.22', '2.20', '2.21', '2.22', '2.21', '2.20', '2.20'],
Max: 2.27, Mean: 2.21, Min: 2.16
consecutive_successes: ['0.00', '0.00', '0.00', '0.00', '0.04', '0.14', '0.25', '0.17', '0.14',
, '0.03'], Max: 0.33, Mean: 0.08, Min: 0.00
episode_lengths: ['28.00', '59.83', '56.22', '51.10', '56.34', '57.48', '61.40', '64.13', '
66.47', '67.11'], Max: 75.00, Mean: 60.98, Min: 28.00
Please carefully analyze the policy feedback and provide a new, improved reward function that
can better solve the task. Some helpful tips for analyzing the policy feedback:
(1) If the success rates are always near zero, then you must rewrite the entire reward
function
(2) If the values for a certain reward component are near identical throughout, then this
means RL is not able to optimize this component as it is written. You may consider
(a) Changing its scale or the value of its temperature parameter
(b) Re-writing the reward component
(c) Discarding the reward component
(3) If some reward component magnitude is significantly larger, then you must re-scale its
value to a proper range
Please analyze each existing reward component in the suggested manner above first, and then
write the reward function code. The output of the reward function should consist of two
items:
(1) the total reward,
(2) a dictionary of each individual reward component.
The code output should be formatted as a python code string: ``python ... ``.

Some helpful tips for writing the reward function code:
(1) You may find it helpful to normalize the reward to a fixed range by applying
transformations like torch.exp to the overall reward or its components
(2) If you choose to transform a reward component, then you must also introduce a
temperature parameter inside the transformation function; this parameter must be a named
variable in the reward function and it must not be an input variable. Each transformed
reward component should have its own temperature variable
(3) Make sure the type of each input variable is correctly specified; a float input
variable should not be specified as torch.Tensor
(4) Most importantly, the reward code input variables must contain only attributes of the
provided environment class definition (namely, variables that have prefix self.). Under
no circumstance can you introduce new input variables.

#####

Iteration 2: Eureka Output:
Based on the policy feedback, we can observe that the success rates and episode lengths are
improving over time. However, the values for 'rot_reward' are near identical throughout
policy learning, which means the RL agent is not able to optimize the current rotation
reward component. We can change the scale/temperature parameter of the rotation reward
and try to make it more sensitive to the changes in rotation. We will keep the distance
reward component as it is because it seems to be optimized during training.

Here is an updated reward function for the given task:

``python
import torch
from isaacgym.torch_utils import quat_mul, quat_conjugate

@torch.jit.script
def compute_reward(
 object_pos: torch.Tensor, object_rot: torch.Tensor,
 goal_pos: torch.Tensor, goal_rot: torch.Tensor
) -> Tuple[torch.Tensor, Dict[str, torch.Tensor]]:

 goal_dist = torch.norm(goal_pos - object_pos, p=2, dim=-1)

 quat_diff = quat_mul(object_rot, quat_conjugate(goal_rot))
 rot_dist = 2.0 * torch.asin(torch.clamp(torch.norm(quat_diff[:, 0:3]), p=2, dim=-1), max
=1.0))

 dist_rew = goal_dist
 rot_rew_temp = 0.1
 rot_rew = torch.exp(-rot_rew_temp * rot_dist)

```

```

reward = torch.exp(-0.25 * dist_rew * 50) * rot_rew

reward_components = {
 "dist_reward": dist_rew,
 "rot_reward": rot_dist,
}

return reward, reward_components
'''
The new reward function changes the scale of the rotation reward component by introducing a
temperature parameter 'rot_rew_temp' and applying a transformation using 'torch.exp'.
This should help the RL agent better optimize the rotation reward component during policy
learning.

```

#### G.4 EUREKA FROM HUMAN REWARD REFLECTION

We display the raw dialogue that includes all human reward reflection texts as well as the generated EUREKA rewards in our EUREKA from human reward reflection experiment.

##### Example 1: EUREKA from Human Reward Reflection

```

#####

Iteration 1: Eureka Output:

The task is to make the humanoid run as fast as possible.
Therefore, the reward function should encourage forward movement.
This can be achieved by rewarding the agent based on the velocity in the forward direction.
We can also penalize the agent for using too much energy, as this would encourage efficient
movement.

Here is a possible reward function:

```python
def compute_humanoid_reward(obs_buf, reset_buf, progress_buf, actions, up_weight,
    heading_weight, potentials, prev_potentials, actions_cost_scale, energy_cost_scale,
    joints_at_limit_cost_scale, max_motor_effort, motor_efforts, termination_height,
    death_cost, max_episode_length):
    # type: (Tensor, Tensor, Tensor, float, float, Tensor, Tensor, float, float, float
    , float, Tensor, float, float, float) -> Tuple[Tensor, Tensor]

    # Reward is based on forward velocity
    reward = obs_buf[:, 1]

    # Penalize energy usage
    energy_cost = energy_cost_scale * torch.sum(actions**2, dim=-1)
    reward -= energy_cost

    # Penalize joints at limit
    joints_at_limit_cost = joints_at_limit_cost_scale * torch.sum(obs_buf[:, 12:32] > 0.99,
    dim=-1)
    reward -= joints_at_limit_cost

    # Penalize for falling
    not_upright = torch.abs(1 - obs_buf[:, 10]) > 0.25
    reward = torch.where(not_upright, torch.ones_like(reward) * death_cost, reward)

    # Reset if fallen
    reset = torch.where(not_upright, torch.ones_like(reset_buf), reset_buf)
    reset = torch.where(progress_buf >= max_episode_length - 1, torch.ones_like(reset_buf),
    reset)

    return reward, reset
'''

This reward function encourages the agent to move forward as fast as possible, while also
encouraging efficient movement and penalizing the agent for falling or reaching joint
limits.

#####

Iteration 1: Human Reward Reflection:
The learned behavior resembles forward squat jump;
please revise the reward function so that the behavior resembles forward running.

#####

Iteration 2: Eureka Output:

```

To encourage a running behavior, we can modify the reward function to reward the agent for alternating leg movements and penalize for jumping (both feet off the ground). We can also reward the agent for maintaining a relatively upright torso to resemble a running posture.

Here is a revised reward function:

```

'''python
def compute_humanoid_reward(obs_buf, reset_buf, progress_buf, actions, up_weight,
    heading_weight, potentials, prev_potentials, actions_cost_scale, energy_cost_scale,
    joints_at_limit_cost_scale, max_motor_effort, motor_efforts, termination_height,
    death_cost, max_episode_length):
    # type: (Tensor, Tensor, Tensor, Tensor, float, float, Tensor, Tensor, float, float, float
    , float, Tensor, float, float, float) -> Tuple[Tensor, Tensor]

    # Reward is based on forward velocity
    reward = obs_buf[:, 1]

    # Penalize energy usage
    energy_cost = energy_cost_scale * torch.sum(actions**2, dim=-1)
    reward -= energy_cost

    # Penalize joints at limit
    joints_at_limit_cost = joints_at_limit_cost_scale * torch.sum(obs_buf[:, 12:32] > 0.99,
        dim=-1)
    reward -= joints_at_limit_cost

    # Reward for alternating leg movements
    leg_difference = torch.abs(obs_buf[:, 12] - obs_buf[:, 13])
    reward += leg_difference

    # Penalize for jumping (both feet off the ground)
    feet_off_ground = torch.sum(obs_buf[:, 54:56] == 0)
    reward -= feet_off_ground

    # Reward for maintaining an upright torso
    upright_torso = 1 - torch.abs(1 - obs_buf[:, 10])
    reward += upright_torso

    # Penalize for falling
    not_upright = torch.abs(1 - obs_buf[:, 10]) > 0.25
    reward = torch.where(not_upright, torch.ones_like(reward) * death_cost, reward)

    # Reset if fallen
    reset = torch.where(not_upright, torch.ones_like(reset_buf), reset_buf)
    reset = torch.where(progress_buf >= max_episode_length - 1, torch.ones_like(reset_buf),
        reset)

    return reward, reset
'''

```

This reward function encourages the agent to move forward as fast as possible, while also encouraging efficient movement, alternating leg movements, maintaining an upright torso, and penalizing the agent for jumping or reaching joint limits.

#####

Iteration 2: Human Reward Reflection:
 The learned behavior now looks like duck walk;
 the legs are indeed alternating but the torso is very low.
 Could you improve the reward function for upright running?

#####

Iteration 3: Eureka Output:
 To encourage a more upright running posture,
 we can increase the reward for maintaining an upright torso and penalize the agent more
 heavily for having a low torso position.
 We can also add a reward for maintaining a certain height,
 which would discourage the "duck walk" behavior.

Here is a revised reward function:

```

'''python
def compute_humanoid_reward(obs_buf, reset_buf, progress_buf, actions, up_weight,
    heading_weight, potentials, prev_potentials, actions_cost_scale, energy_cost_scale,
    joints_at_limit_cost_scale, max_motor_effort, motor_efforts, termination_height,
    death_cost, max_episode_length):
    # type: (Tensor, Tensor, Tensor, Tensor, float, float, Tensor, Tensor, float, float, float
    , float, Tensor, float, float, float) -> Tuple[Tensor, Tensor]

```



```

# Reward is based on forward velocity
reward = obs_buf[:, 1]

# Penalize energy usage
energy_cost = energy_cost_scale * torch.sum(actions**2, dim=-1)
reward -= energy_cost

# Penalize joints at limit
joints_at_limit_cost = joints_at_limit_cost_scale * torch.sum(obs_buf[:, 12:32] > 0.99,
dim=-1)
reward -= joints_at_limit_cost

# Reward for alternating leg movements
leg_difference = torch.abs(obs_buf[:, 12] - obs_buf[:, 13])
reward += leg_difference

# Penalize for jumping (both feet off the ground)
feet_off_ground = torch.sum(obs_buf[:, 54:56] == 0)
reward -= feet_off_ground

# Reward for maintaining an upright torso
upright_torso = 1 - torch.abs(1 - obs_buf[:, 10])
reward += 2 * upright_torso # Increase reward for upright torso

# Penalize for low torso position
low_torso = obs_buf[:, 0] < 1.0
reward = torch.where(low_torso, torch.ones_like(reward) * -1.0, reward)

# Reward for maintaining a certain height
height_reward = obs_buf[:, 0]
reward += height_reward

# Penalize for falling
not_upright = torch.abs(1 - obs_buf[:, 10]) > 0.25
reward = torch.where(not_upright, torch.ones_like(reward) * death_cost, reward)

# Reset if fallen
reset = torch.where(not_upright, torch.ones_like(reset_buf), reset_buf)
reset = torch.where(progress_buf >= max_episode_length - 1, torch.ones_like(reset_buf),
reset)

return reward, reset
'''

```

This reward function encourages the agent to move forward as fast as possible, while also encouraging efficient movement, alternating leg movements, maintaining an upright torso, maintaining a certain height, and penalizing the agent for jumping, having a low torso position, or reaching joint limits.

```

#####

```

Iteration 3: Human Reward Reflection:
The learned behavior has the robot hopping on one of its foot in order to move forward. Please revise the reward function to encourage upright running behavior.

```

#####

```

Iteration 4: Eureka Output:
To discourage hopping and encourage a more balanced running behavior, we can add a penalty for not using both legs equally.
We can also increase the reward for maintaining an upright torso and add a penalty for high angular velocity, which would discourage spinning or hopping.

Here is a revised reward function:

```

'''python
def compute_humanoid_reward(obs_buf, reset_buf, progress_buf, actions, up_weight,
heading_weight, potentials, prev_potentials, actions_cost_scale, energy_cost_scale,
joints_at_limit_cost_scale, max_motor_effort, motor_efforts, termination_height,
death_cost, max_episode_length):
# type: (Tensor, Tensor, Tensor, float, float, Tensor, Tensor, float, float, float
, float, Tensor, float, float, float) -> Tuple[Tensor, Tensor]

# Reward is based on forward velocity
reward = obs_buf[:, 1]

# Penalize energy usage
energy_cost = energy_cost_scale * torch.sum(actions**2, dim=-1)
reward -= energy_cost

```

```

# Penalize joints at limit
joints_at_limit_cost = joints_at_limit_cost_scale * torch.sum(obs_buf[:, 12:32] > 0.99,
dim=-1)
reward -= joints_at_limit_cost

# Reward for alternating leg movements
leg_difference = torch.abs(obs_buf[:, 12] - obs_buf[:, 13])
reward += leg_difference

# Penalize for not using both legs equally
leg_usage_difference = torch.abs(torch.sum(obs_buf[:, 12:14], dim=-1) - 1.0)
reward -= leg_usage_difference

# Penalize for jumping (both feet off the ground)
feet_off_ground = torch.sum(obs_buf[:, 54:56] == 0)
reward -= feet_off_ground

# Reward for maintaining an upright torso
upright_torso = 1 - torch.abs(1 - obs_buf[:, 10])
reward += 2 * upright_torso # Increase reward for upright torso

# Penalize for high angular velocity
high_ang_velocity = torch.abs(obs_buf[:, 4:7]).sum(dim=-1) > 1.0
reward = torch.where(high_ang_velocity, torch.ones_like(reward) * -1.0, reward)

# Penalize for falling
not_upright = torch.abs(1 - obs_buf[:, 10]) > 0.25
reward = torch.where(not_upright, torch.ones_like(reward) * death_cost, reward)

# Reset if fallen
reset = torch.where(not_upright, torch.ones_like(reset_buf), reset_buf)
reset = torch.where(progress_buf >= max_episode_length - 1, torch.ones_like(reset_buf),
reset)

return reward, reset
'''

This reward function encourages the agent to move forward as fast as possible, while also
encouraging efficient movement, alternating leg movements, maintaining an upright torso,
and penalizing the agent for jumping, not using both legs equally, having high angular
velocity, or reaching joint limits.

#####

Iteration 4: Human Reward Reflection:
This reward function removed the penalty for low torso position that you added last time;
could you just add it back in?

#####

Iteration 5: Eureka Output:
Sure, I apologize for the oversight. We can add back the penalty for low torso position to
discourage the "duck walk" behavior. Here is the revised reward function:

'''python
def compute_humanoid_reward(obs_buf, reset_buf, progress_buf, actions, up_weight,
heading_weight, potentials, prev_potentials, actions_cost_scale, energy_cost_scale,
joints_at_limit_cost_scale, max_motor_effort, motor_efforts, termination_height,
death_cost, max_episode_length):
# type: (Tensor, Tensor, Tensor, float, float, Tensor, Tensor, float, float, float
, float, Tensor, float, float, float) -> Tuple[Tensor, Tensor]

# Reward is based on forward velocity
reward = obs_buf[:, 1]

# Penalize energy usage
energy_cost = energy_cost_scale * torch.sum(actions**2, dim=-1)
reward -= energy_cost

# Penalize joints at limit
joints_at_limit_cost = joints_at_limit_cost_scale * torch.sum(obs_buf[:, 12:32] > 0.99,
dim=-1)
reward -= joints_at_limit_cost

# Reward for alternating leg movements
leg_difference = torch.abs(obs_buf[:, 12] - obs_buf[:, 13])
reward += leg_difference

# Penalize for not using both legs equally
leg_usage_difference = torch.abs(torch.sum(obs_buf[:, 12:14], dim=-1) - 1.0)
reward -= leg_usage_difference

```

```

# Penalize for jumping (both feet off the ground)
feet_off_ground = torch.sum(obs_buf[:, 54:56] == 0)
reward -= feet_off_ground

# Reward for maintaining an upright torso
upright_torso = 1 - torch.abs(1 - obs_buf[:, 10])
reward += 2 * upright_torso # Increase reward for upright torso

# Penalize for low torso position
low_torso = obs_buf[:, 0] < 1.0
reward = torch.where(low_torso, torch.ones_like(reward) * -1.0, reward)

# Penalize for high angular velocity
high_ang_velocity = torch.abs(obs_buf[:, 4:7]).sum(dim=-1) > 1.0
reward = torch.where(high_ang_velocity, torch.ones_like(reward) * -1.0, reward)

# Penalize for falling
not_upright = torch.abs(1 - obs_buf[:, 10]) > 0.25
reward = torch.where(not_upright, torch.ones_like(reward) * death_cost, reward)

# Reset if fallen
reset = torch.where(not_upright, torch.ones_like(reset_buf), reset_buf)
reset = torch.where(progress_buf >= max_episode_length - 1, torch.ones_like(reset_buf),
                    reset)

return reward, reset
'''

```

This reward function encourages the agent to move forward as fast as possible, **while** also encouraging efficient movement, alternating leg movements, maintaining an upright torso, **and** penalizing the agent **for** jumping, **not** using both legs equally, having a low torso position, having high angular velocity, **or** reaching joint limits.

G.5 EUREKA AND HUMAN REWARD COMPARISON

We display the human reward on a Dexterity task verbatim and contrast it with a EUREKA-generated reward on the same task. As shown, the human reward is difficult to parse and has many commented-out blocks of reward components, suggesting history of trial-and-error reward design. In contrast, EUREKA reward is clean and interpretable, amenable to post-hoc human inspection and editing.

Example 1: Human reward for PushBlock

```

@torch.jit.script
def compute_hand_reward(
    rew_buf, reset_buf, reset_goal_buf, progress_buf, successes, consecutive_successes,
    max_episode_length: float, object_pos, object_rot, left_target_pos, left_target_rot,
    right_target_pos, right_target_rot, block_right_handle_pos, block_left_handle_pos,
    left_hand_pos, right_hand_pos, right_hand_ff_pos, right_hand_mf_pos, right_hand_rf_pos,
    right_hand_lf_pos, right_hand_th_pos,
    left_hand_ff_pos, left_hand_mf_pos, left_hand_rf_pos, left_hand_lf_pos, left_hand_th_pos,
    dist_reward_scale: float, rot_reward_scale: float, rot_eps: float,
    actions, action_penalty_scale: float,
    success_tolerance: float, reach_goal_bonus: float, fall_dist: float,
    fall_penalty: float, max_consecutive_successes: int, av_factor: float, ignore_z_rot: bool
):
    # Distance from the hand to the object
    left_goal_dist = torch.norm(left_target_pos - block_left_handle_pos, p=2, dim=-1)
    right_goal_dist = torch.norm(right_target_pos - block_right_handle_pos, p=2, dim=-1)
    # goal_dist = target_pos[:, 2] - object_pos[:, 2]

    right_hand_dist = torch.norm(block_right_handle_pos - right_hand_pos, p=2, dim=-1)
    left_hand_dist = torch.norm(block_left_handle_pos - left_hand_pos, p=2, dim=-1)

    right_hand_finger_dist = (torch.norm(block_right_handle_pos - right_hand_ff_pos, p=2, dim=-1)
    + torch.norm(block_right_handle_pos - right_hand_mf_pos, p=2, dim=-1)
    + torch.norm(block_right_handle_pos - right_hand_rf_pos, p=2, dim=-1)
    + torch.norm(block_right_handle_pos - right_hand_lf_pos, p=2, dim=-1)
    + torch.norm(block_right_handle_pos - right_hand_th_pos, p=2, dim=-1))
    left_hand_finger_dist = (torch.norm(block_left_handle_pos - left_hand_ff_pos, p=2, dim=-1)
    + torch.norm(block_left_handle_pos - left_hand_mf_pos, p=2, dim=-1)
    + torch.norm(block_left_handle_pos - left_hand_rf_pos, p=2, dim=-1)
    + torch.norm(block_left_handle_pos - left_hand_lf_pos, p=2, dim=-1)
    + torch.norm(block_left_handle_pos - left_hand_th_pos, p=2, dim=-1))

    # Orientation alignment for the cube in hand and goal cube

```

```

# quat_diff = quat_mul(object_rot, quat_conjugate(target_rot))
# rot_dist = 2.0 * torch.asin(torch.clamp(torch.norm(quat_diff[:, 0:3], p=2, dim=-1), max
=1.0))

right_hand_dist_rew = 1.2-1*right_hand_finger_dist
left_hand_dist_rew = 1.2-1*left_hand_finger_dist

# rot_rew = 1.0/(torch.abs(rot_dist) + rot_eps) * rot_reward_scale

action_penalty = torch.sum(actions ** 2, dim=-1)

# Total reward is: position distance + orientation alignment + action regularization +
success bonus + fall penalty
# reward = torch.exp(-0.05*(up_rew * dist_reward_scale)) + torch.exp(-0.05*(
right_hand_dist_rew * dist_reward_scale)) + torch.exp(-0.05*(left_hand_dist_rew *
dist_reward_scale))
up_rew = torch.zeros_like(right_hand_dist_rew)
up_rew = 5 - 5*left_goal_dist - 5*right_goal_dist

# reward = torch.exp(-0.1*(right_hand_dist_rew * dist_reward_scale)) + torch.exp(-0.1*(
left_hand_dist_rew * dist_reward_scale))
reward = right_hand_dist_rew + left_hand_dist_rew + up_rew

resets = torch.where(right_hand_finger_dist >= 1.2, torch.ones_like(reset_buf), reset_buf)
resets = torch.where(left_hand_finger_dist >= 1.2, torch.ones_like(resets), resets)

# Find out which envs hit the goal and update successes count
successes = torch.where(successes == 0,
    torch.where(torch.abs(left_goal_dist) <= 0.1,
        torch.where(torch.abs(right_goal_dist) <= 0.1, torch.ones_like(
successes), torch.ones_like(successes) * 0.5), successes), successes)

resets = torch.where(progress_buf >= max_episode_length, torch.ones_like(resets), resets)

goal_resets = torch.zeros_like(resets)

num_resets = torch.sum(resets)
finished_cons_successes = torch.sum(successes * resets.float())

cons_successes = torch.where(resets > 0, successes * resets, consecutive_successes).mean()
# reward = successes

return reward, resets, goal_resets, progress_buf, successes, cons_successes

```

Example 2: Eureka reward for PushBlock

```

@torch.jit.script
def compute_reward(object_pos: Tensor,
    left_hand_pos: Tensor,
    right_hand_pos: Tensor,
    left_goal_pos: Tensor,
    right_goal_pos: Tensor) -> Tuple[Tensor, Dict[str, Tensor]]:

# Temperature parameters for reward components
temp_left_proximity: float = 0.5
temp_right_proximity: float = 0.5
temp_hand_distance: float = 0.1

# Proximity reward for pushing the block to the left goal
left_push_distance = torch.norm(object_pos - left_goal_pos, dim=1)
left_proximity_reward = torch.exp(-temp_left_proximity * left_push_distance)

# Proximity reward for pushing the block to the right goal
right_push_distance = torch.norm(object_pos - right_goal_pos, dim=1)
right_proximity_reward = torch.exp(-temp_right_proximity * right_push_distance)

# Proximity rewards for the hands to be close to the block for better control
left_hand_to_block = torch.norm(object_pos - left_hand_pos, dim=1)
left_hand_reward = torch.exp(-temp_hand_distance * left_hand_to_block)

right_hand_to_block = torch.norm(object_pos - right_hand_pos, dim=1)
right_hand_reward = torch.exp(-temp_hand_distance * right_hand_to_block)

# Final reward as a weighted sum of individual reward components
reward = 0.25 * (left_proximity_reward + right_proximity_reward) + 0.25 * (
left_hand_reward + right_hand_reward)

reward_components = {
    "left_proximity_reward": left_proximity_reward,
    "right_proximity_reward": right_proximity_reward,

```

```

    "left_hand_reward": left_hand_reward,
    "right_hand_reward": right_hand_reward,
}

return reward, reward_components

```

H LIMITATIONS AND DISCUSSION

In this section, we discuss several limitations and discuss promising future work directions to address these limitations.

One limitation is that EUREKA currently is evaluated on simulation-based tasks with the exception of the preliminary real-robot experiment in App. F, which demonstrates real-world hopping behavior learned via EUREKA reward in a Sim2Real pipeline. There are two promising directions in extending EUREKA to the real-robot setting. First, as demonstrated in App. F, EUREKA can be combined with Sim2Real approaches to first learn a policy in simulation and then transfer to the real-world (Akkaya et al., 2019; Kumar et al., 2021); this is a well-established approach in the robotics community. Isaac Gym, in particular, has been used in many Sim2Real results (Margolis et al., 2022; Handa et al., 2023). Therefore, we believe Eureka’s strong simulation results on various Isaac Gym tasks bodes well for real-world transfer. Another approach is to instrument the real-world environments with sensors that can detect state measurements and then directly generate reward functions over these state variables, thereby enabling direct real-world reinforcement learning (Gu et al., 2017; Smith et al., 2022; Yu et al., 2023). For either direction, progress in Sim2Real and state estimation will enhance the applicability of EUREKA to the real-world setting.

Another limitation is that EUREKA requires a task fitness function F to exist and easily definable by humans. While this assumption holds for a wide range of robot tasks (including all our benchmark tasks) and is required for reward design problem to be well-defined (Definition 2.1), there are certain behavior that is hard to specify mathematically, such as “running in a stable gait”. In those cases, we have presented EUREKA from Human Feedback (Section 4.4) that uses human textual feedback to directly steer the reward generation, sidestepping having to specify F that accurately captures the human intent. A promising future work direction is to use vision-language models (VLMs) to automatically provide textual feedback by feeding the policy videos into the VLMs (Liu et al., 2023b; Zhu et al., 2023; Yang et al., 2023).

Finally, our experiments currently take place on a single simulator and a fixed RL algorithm, with the exception of the Mujoco Humanoid experiment in App. E. Given that EUREKA does not take the identity of the simulation engine or RL algorithm as input, we believe that it should be straightforward to extend EUREKA to custom simulators and optimizers. With regard to latter, it would be interesting to explore using model-predictive control methods (Williams et al., 2015; Howell et al., 2022), which can potentially lead to faster behavior synthesis in terms of wall clock time.