

ExtractGPT: Exploring the Potential of Large Language Models for Product Attribute Value Extraction

Alexander Brinkmann
alexander.brinkmann@uni-mannheim.de
University of Mannheim
Mannheim, Germany

Roe Shraga
rshraga@wpi.edu
Worcester Polytechnic Institute
Worcester, MA, USA

Christian Bizer
christian.bizer@uni-mannheim.de
University of Mannheim
Mannheim, Germany

ABSTRACT

In order to facilitate features such as faceted product search and product comparison, e-commerce platforms require accurately structured product data, including precise attribute/value pairs. However, vendors oftentimes provide unstructured product descriptions consisting only of an offer title and a textual description. Consequently, extracting attribute values from titles and descriptions is vital for e-commerce platforms. State-of-the-art attribute value extraction (AVE) methods based on pre-trained language models (PLMs), such as BERT, face two drawbacks (i) the methods require significant amounts of task-specific training data and (ii) the fine-tuned models have problems with generalising to unseen attribute values that were not part of the training data. This paper explores the potential of using large language models (LLMs) as a more training data-efficient and more robust alternative to existing AVE methods. We propose different prompt templates for describing the target attributes of the extraction to the LLM, covering both zero-shot and few-shot scenarios. In the zero-shot scenario, textual and JSON-based target schema representations of the attributes are compared. In the few-shot scenario, we investigate (i) the provision of example attribute values, (ii) the selection of in-context demonstrations, (iii) shuffled ensembling to prevent position bias, and (iv) fine-tuning the LLM. We evaluate the prompt templates in combination with hosted LLMs, such as GPT-3.5 and GPT-4, and open-source LLMs which can be run locally. We compare the performance of the LLMs to the PLM-based methods SU-OpenTag, AVEQA, and MAVEQA. The highest average F1-score of 86% was achieved by GPT-4 using an ensemble of shuffled prompts that integrated a comprehensive target schema containing attribute descriptions and example values with demonstrations. Llama-3-70B performs only 3% worse than GPT-4, making it a competitive open-source alternative. Given the same training data, this prompt/GPT-4 combination outperforms the best PLM baseline by an average of 6% F1-score. Fine-tuning GPT-3.5 results in comparable performance to GPT-4 but harms the LLM's ability to generalize.

CCS CONCEPTS

• Information systems → Data extraction and integration.

KEYWORDS

Product attribute value extraction, large language models, e-commerce

1 INTRODUCTION

Online shoppers are used to filtering and comparing products along criteria such as brand, color, or screen-size to find products that fit their needs [23]. In contrast, vendors often upload product offers to

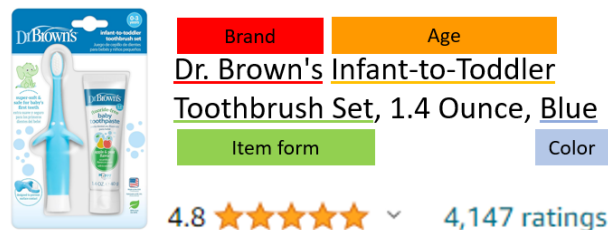


Figure 1: An example product title with tagged attribute/value pairs. Vendors include product attribute values in the title to enhance visibility.

e-commerce platforms that contain only textual descriptions such as offer titles or product descriptions [32, 49]. To enable a high-quality faceted search and precise attribute-based product comparisons for online shoppers, attribute/value pairs need to be extracted from these textual descriptions [35, 41, 48]. Figure 1 shows an example offer for a toothbrush set and a result of applying attribute value extraction (AVE) to its title. The colored boxes visualize the identified attributes while the values in the product title are underlined.

State-of-the-art techniques for AVE rely on pre-trained language models (PLMs) [4, 24, 32, 38, 41, 44, 49] such as BERT [5]. These approaches have two main drawbacks: (i) they require a large amount of task-specific training data for fine-tuning, and (ii) they have problems to generalize to unseen attribute values that were not part of the training data. Large autoregressive language models (LLMs) such as GPT-3.5 [19], GPT-4 [18], Llama-2 and recently Llama-3 [29] have shown their potential to overcome these shortcomings for various natural language processing tasks [1, 3, 31, 36]. This paper explores the potential of LLMs for AVE. We consider hosted LLMs, such as OpenAI's GPT-3.5 and GPT-4, and open-source LLMs based on Llama-2 and Llama-3, which can be run locally. The performance of an LLM for a specific task strongly depends on the formulation of the prompt [14, 16]. Thus, we propose and evaluate a wide range of different prompt templates for instructing LLMs about the target schema of the extraction, covering both zero-shot and few-shot scenarios. In the zero-shot scenario, we evaluate different approaches for representing attribute descriptions. In the few-shot scenario, we compare four distinct approaches to utilize training data: (i) providing example attribute values, (ii) selecting in-context demonstrations, (iii) shuffled ensembling to avoid position bias, and (iv) fine-tuning the LLM. We further compare the performance of the best prompt/model combinations to the performance of PLM-based state-of-the-art methods using different amounts of training data. We make the following contributions:

- (1) To the best of our knowledge, this paper is the first scientific paper to investigate the potential of LLMs for AVE.
- (2) We propose different prompt templates for instructing LLMs about the target schema of the AVE task. The templates cover use cases with and without task-specific training data.
- (3) Our experiments show that LLMs require a small set of task-specific training data for picking example values and/or demonstrations to reach decent performance. Simply describing the target attributes without providing examples (zero-shot) results in much lower performance.
- (4) The comparison of the different approaches to utilizing training data shows that providing demonstrations is more effective than providing example values. Among the different demonstration selection methods, selecting semantically related demonstrations proved the most effective.
- (5) Comparing the performance of the different LLMs, we show that GPT-4 outperforms all other models with a top average F1 score of 86%. The best open-source LLM, Llama-3-70B, has an F1 score only 3% lower than GPT-4’s top score, making it a strong open-source alternative.
- (6) Comparing LLMs and PLMs, we show that LLMs are more training data-efficient. Given the same amount of training data, GPT-4 reaches a 6% higher average F1-score than the best PLM-based baselines AVEQA and SU-OpenTag. GPT-4 is also more robust to unseen values. The model achieves a 19% higher average F1 score for unseen values than the most robust PLM-based method AVEQA.
- (7) We are the first to experiment with fine-tuning LLMs for AVE. Our experiments show that a fine-tuned GPT-3.5 model can achieve a similar performance as GPT-4 but that the fine-tuning damages the ability of the model to generalize to different target attributes.

The paper is structured as follows. First, we review related work. Next, we describe the experimental setup (Section 3) before delving into prompt engineering. We introduce zero-shot prompt engineering (Section 4) as well as in-context learning and fine-tuning (Section 5) to evaluate the usage of task-specific training data. Lastly, we compare LLM- and PLM-based methods in Section 6. The code and data for replicating all our experiments are available online¹.

2 RELATED WORK

Attribute Value Extraction. The goal of AVE is to extract specific attribute values from unstructured text, such as product titles and descriptions, based on a pre-defined target schema, which represents a set of target attributes. Early works used domain-specific rules to extract attribute/value pairs [30, 45] from product descriptions. Initial learning-based methods required extensive feature engineering and did not generalize to unknown attributes and values [7, 22, 37]. Recent works have adopted BiLSTM-CRF architectures [12, 48] to tag attribute values in product titles. OpenTag trains a BiLSTM-CRF model with active learning [48]. SU-OpenTag [38] is an extension of OpenTag that encodes both a target attribute and the product title using the PLM, BERT [5]. AdaTag [39] employs BERT [5] and a mixture-of-experts module for AVE. TXtract [10]

integrates a product taxonomy into the extraction model. Recently, many works approach AVE as a question-answering task, using different PLMs to encode the target attribute, product category, and product title [25–27, 32, 41]. The PLM-based models SU-OpenTag, AVEQA and MAVEQA serve as baselines for our experiments. OAMine [46] employs BERT [5] to mine for unknown attributes and values. Recent studies have utilized soft prompt tuning to fine-tune a small number of trainable parameters in a language model [2, 40]. LLM-ensemble employs an ensemble of LLMs for AVE [6]. Other works deal with AVE from multiple modalities like texts and images [9, 33, 47, 49, 50].

Information Extraction using LLMs. LLMs often show better zero-shot performance compared to PLMs and are more robust to unseen examples [3] because they are pre-trained on large amounts of text, and have emergent effects due to their model size [36]. LLMs have successfully been used for information extraction tasks in other application domains [1, 15, 28, 34]: Wang et al. [34] and Parekh et al. [20] employed OpenAI’s LLMs to extract structured data about events from unstructured text. Goel et al. [8] combine LLMs with human expertise to annotate patient-related information in medical texts. Agrawal et al. [1] use InstructGPT with zero-shot and few-shot prompts to extract information from clinical notes. Shyr et al. [28] evaluate ChatGPT to extract rare disease phenotypes from unstructured text. LLMs have been used to re-rank information extracted by PLM-based models [15]. In the next section, we provide the experimental setup to discuss our proposed methods.

3 EXPERIMENTAL SETUP

Our main research question is how to instruct an LLM to extract the values of the attributes mentioned in the target schema. In this section, we present the setup to approach this question experimentally, including the datasets, LLMs and evaluation metrics.

3.1 Datasets

We use the benchmark datasets OA-Mine [46] and the AE-110K [38], which have been used by related work [21, 25, 32, 40, 41]. Both datasets consist of English product offers with annotated attribute/value pairs. The MAVE [41] dataset is not considered, because its attribute/value pairs are annotated using an ensemble of fine-tuned AVEQA models [32] and are not manually verified, hence during human-inspection we found numerous annotation errors [50]. Other used datasets are not publicly available [6, 39, 48].

OA-Mine. We use the human-annotated product offers of the OA-Mine dataset² [46]. The subset includes 10 product categories, with up to 200 product offers per category. Each category has between 8 to 15 attributes, resulting in a total of 115 unique attributes. Attributes with the same name but different product categories are treated as distinct attributes. We do not apply any further pre-processing to the subset of OA-Mine.

AE-110K. The AE-110K dataset³ comprises triples of product titles, attributes and attribute values from the AliExpress Sports & Entertainment category [38]. Product offers are derived by grouping the

²<https://github.com/xinyangz/OAMine/tree/main/data>

³https://raw.githubusercontent.com/lanmanok/ACL19_Scaling_Up_Open_Tagging/master/publish_data.txt

¹<https://github.com/wbsg-uni-mannheim/ExtractGPT>

Table 1: Example product offers, attribute/value pairs and extracted attribute values for the two datasets OA-Mine and AE-110k.

Dataset	OA-Mine	OA-Mine	AE-110k	AE-110k
Category	Vitamin	Coffee	Guitar	Shorts
Attribute	Net Content	Flavor	Body Material	Brand Name
Title	NOW Supplements, Vitamin A (Fish Liver Oil) 25,000 IU, Essential Nutrition, <u>250</u> Softgels	Cafe Du Monde <u>Coffee Chicory</u> , 15-Ounce (Pack of 3)	Factory customization Acoustic Guitar Sitika <u>Solid Spruce</u> Vintage Sunburst high-quality	PENERAN 2018 Sport Shorts Man Running Fitness Gym Short Mens Sportswear Jogging Athletic Short Dry Fit Training New Arrival 3XL
Target Value	250	Coffee Chicory	Solid Spruce	PENERAN
list	n/a ✗	n/a ✗	Sitika Solid Spruce ✗	PENERAN ✓
json-val	250 Softgels ✗	n/a ✗	Solid Spruce ✓	n/a ✗
json-val-dem	250 ✓	Coffee Chicory ✓	Solid Spruce ✓	PENERAN ✓
	(a)	(b)	(c)	(d)

triples by product title. The subset includes 10 product categories, with up to 400 product offers per category. For each category, 6 to 17 attributes are known, resulting in a total of 101 unique attributes.

Training/Test Split. The subsets OA-Mine and AE-110K are split into training and test sets in a 75:25 ratio, stratified by product category to ensure the presence of all attributes in both sets. To evaluate the impact of the amount of training data on LLM performance, we create small and large training sets for OA-Mine and AE-110K. The large training sets include all available training data. For the small training set, 20% of the product offers per category are sampled from the available training data. Table 2 contains statistics for both datasets.

Table 2: Statistics for OA-Mine and AE-110K.

	OA-Mine			AE-110K		
	Small Train	Large Train	Test	Small Train	Large Train	Test
A/V Pairs	1,467	7,360	2,451	859	4,360	1,482
Unique A/Vs	1,120	4,177	1,749	302	978	454
Product Offers	286	1,452	491	311	1,568	524

Example Extractions. Table 1 shows example product offer titles, target attributes and attribute values from the datasets. The attribute values are underlined in the titles. The lower part of the table shows the attribute values extracted by GPT4 using the prompt templates list, json-val and json-val-dem which will be introduced in Section 4 and Section 5. The extraction of attribute values is either correct or incorrect. The former is indicated by the symbol ✓, while the latter is indicated by the symbol ✗.

3.2 Large Language Models

This paper evaluates proprietary LLMs such as GPT-3.5 and GPT-4 and open-source LLMs based on Llama-2 and Llama-3 [29]. Table 3 lists the LLMs with the exact model name, number of parameters, and access via API or number of GPUs for running the LLM locally.

We access GPT-3.5 and GPT-4 through the OpenAI API. The open-source models Beluga2⁴, Beluga-7B⁵, Llama-3-8B⁶ and Llama-3-70B⁷ are publicly available and can be run on local GPUs.

Table 3: List of evaluated LLMs.

LLM	Exact Name	Model Size	API/GPUs
GPT-3.5 [19]	gpt-3.5-turbo-0613	175B	API
GPT-4 [18]	gpt-4-0613	unknown	API
Beluga2	StableBeluga2	70B	4
Beluga-7B	StableBeluga-7B	7B	1
Llama-3-8B	Meta-Llama-3-8B-Instruct	8B	1
Llama-3-70B	Meta-Llama-3-70B-Instruct	70B	4

The temperature parameter of the LLMs is set to 0 to reduce the randomness. The OpenAI API and the local execution of open-source models are facilitated using the langchain Python package⁸. We use up to four NVIDIA RTX A6000 GPUs to run the open-source LLMs and fine-tune the PLM-based models.

3.3 Evaluation Metrics

In our experiments, we report the F1-score. The F1-score is calculated by assigning the predictions to one of five categories, following previous works. [32, 38, 39, 41]. The five categories are NN (no predicted value when the ground truth does not contain an attribute value), NV (incorrect predicted value when the ground truth does not contain an attribute value), VN (no predicted value when the ground truth contains an attribute value), VC (correct predicted value that exactly matches the attribute value in the ground truth), and VW (incorrect predicted value that does not match the attribute value in the ground truth). The F1-score is calculated using the following formulas: $P = VC/(NV + VC + VW)$, $R = VC/(VN + VC + VW)$ and $F1\text{-score} = 2PR/(P + R)$.

⁴<https://huggingface.co/stabilityai/StableBeluga2>

⁵<https://huggingface.co/stabilityai/StableBeluga-7B>

⁶<https://huggingface.co/meta-llama/Meta-Llama-3-8B-Instruct>

⁷<https://huggingface.co/meta-llama/Meta-Llama-3-70B-Instruct>

⁸<https://python.langchain.com/en/latest/index.html>

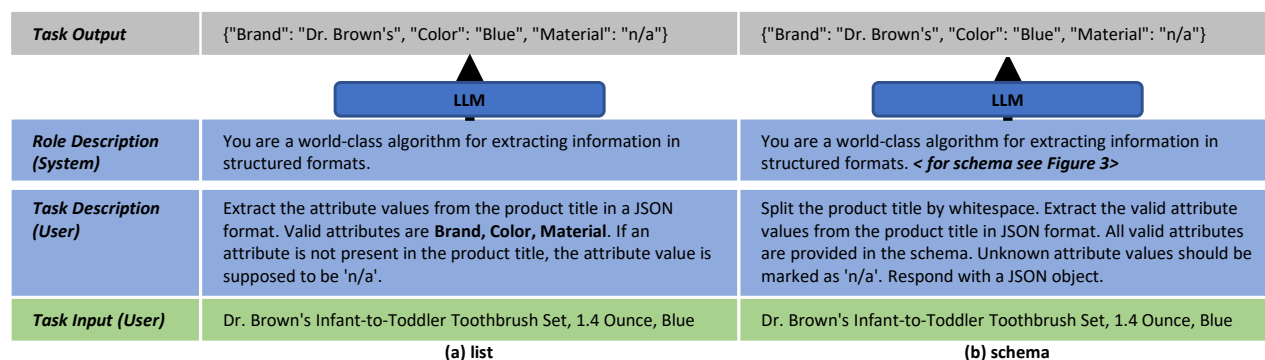


Figure 2: Zero-shot prompt templates list and schema.

4 ZERO-SHOT PROMPT ENGINEERING

This section presents a zero-shot scenario for AVE, in which no training data is available. Firstly, we introduce the structure of our prompt templates. Secondly, we examine the main challenge for zero-shot prompt templates: how to describe the target schema to the LLMs, specifically, defining which attributes should be extracted. We analyze the representation of the target schema along two dimensions: the level of detail of the attribute descriptions and the format in which the target schema is presented.

4.1 Prompt Templates

Prompt design is a key component in tuning an LLM [14, 43]. Accordingly, we develop different prompt templates to analyze various representations of the target attributes systematically. All templates request the LLM to extract the attributes simultaneously from the product titles to take advantage of synergies between the attributes. Each template consists of four chat messages: role description (blue), task description (blue), task input (green) and task output (grey), as shown in Figure 2. The role description outlines the behaviour of the LLM. The task description provides instructions for AVE, including pre-processing the product title, formatting the response as a JSON document, and marking attribute values not present in the product title as 'n/a'. The task input contains the product title. Role and task description are static whereas task input and task output change for each extraction. The chat prompt combines role description, task description, and task input, with each message having a message type. The role description is of type system, while the task description and input are of type user. In response to the chat prompt, the LLM should generate a JSON document that adheres to the target schema, enabling the evaluation of the task output.

4.2 Representation of the Target Schema

Our goal in this section is to investigate the impact of different representations of the target schema on the extraction of attribute values by LLMs. The representations are evaluated based on two dimensions: (i) the level of detail and (ii) the representation format. An attribute in the target schema can be described by its name, a description, and example values. The level of detail increases with additional information about an attribute. The four target schema representations that we evaluate are:

- list enumerates the names as illustrated in Figure 2 (a).
- textual articulates names (green), descriptions (red) and example values in plain text as depicted in Figure 3 (a).
- compact densely combines names (green), descriptions (red) and example values (blue) as shown in Figure 3 (b).
- json represents names (green), descriptions (red) and example values (blue) using the JSON schema vocabulary⁹ as depicted in Figure 3 (c).

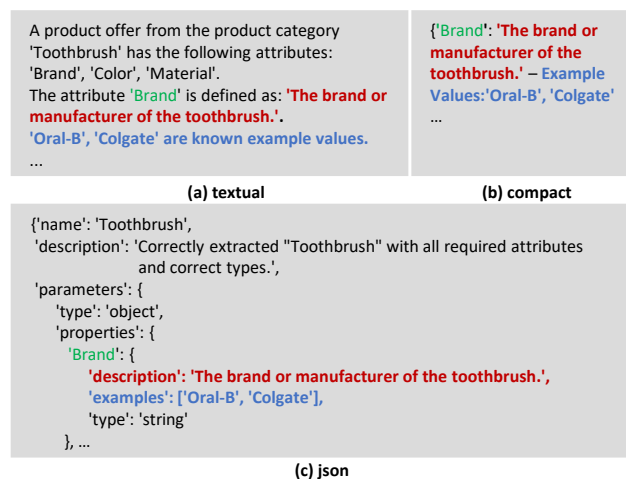


Figure 3: Target schema representations (a) textual, (b) compact and (c) json.

The product category determines the set of attributes in the target schema. On average, OA-Mine and AE-110k define 10 attributes per product category. For demonstration purposes, Figure 2 and Figure 3 display only a subset of the attributes for the 'toothbrush' product category. The prompt template schema integrates the target schema representations textual, compact and json into the role description as depicted in Figure 2.

Attribute Descriptions. Since attribute descriptions are not available in the original datasets, we generate descriptions for each

⁹<https://json-schema.org/>

attribute using GPT-3.5. In the zero-shot scenario, example values are not available as they need to be selected from training data. Section 5.1 discusses the use of example values.

Table 4: F1-scores for zero-shot prompt templates. The highest F1-score per dataset is marked in bold.

Dataset	Model	list	textual	compact	json
OA-Mine	GPT-3.5	63.3	62.7	65.1	64.8
	GPT-4	69.1	68.9	68.8	68.1
	Llama-3-8B	62.9	65.2	64.6	43.2
	Llama-3-70B	67.3	64.3	63.9	49.9
	Beluga-7B	36.9	39.6	37.6	6.8
	Beluga2	58.3	50.8	36.2	0.0
	AE-110K	GPT-3.5	61.4	61.3	63.6
	GPT-4	56.3	55.5	53.7	62.1
	Llama-3-8B	57.8	57.7	58.1	22.0
	Llama-3-70B	58.9	52.0	56.0	30.0
	Beluga-7B	46.4	47.4	42.7	0.3
	Beluga2	52.5	52.1	38.2	0.0

Discussion. As shown in Table 4, overall, GPT-3.5, GPT-4 and the Llama-3 LLMs achieve zero-shot F1-scores above 60%. None of the target schema representations has a clear advantage over the other representations across all LLMs. The json representation is difficult to interpret for all open-source, while for GPT-3.5 and GPT-4 this drop in performance is not observed. Once we add example values in Section 5, GPT-3.5 and GPT-4 benefit most from the json representation.

Example 4.1. Looking at the extraction examples for the list prompt template in Table 1, we see that GPT-4’s background knowledge about brands is sufficient for correctly extracting the brand name ‘PENERAN’ in examples (d). On the other hand, GPT-4 does not correctly predict the attribute values of the examples (a), (b) and (c) using the list prompt template.

5 USING TRAINING DATA

In this section, we evaluate a scenario where training data is available to provide references for AVE in the prompt templates. The training data is used for (i) adding example values to the target schema representations as discussed in Section 4.1, (ii) sampling demonstrations for in-context learning, (iii) shuffled ensembling to deal with position bias, and (iv) fine-tuning GPT-3.5.

5.1 Example Values

This section explores the effect of adding attribute values from the training set to the target schema representations introduced in Section 4. The evaluation is conducted in two steps. First, we compare the target schema representations textual, compact and json with example values to the best target schema representation without example values (compact). Second, we assess how varying amounts of sampled attribute values impact the performance of the best target schema representation. By default, up to 10 unique values are randomly sampled for each attribute from the training

Table 5: F1-scores for prompt templates with example values. The highest F1-score per dataset is marked in bold.

Dataset	Model	textual		json	
		compact	10-val	compact	10-val
OA-Mine	GPT-3.5	65.1	60.7	61.4	69.8
	GPT-4	68.8	64.8	66.4	75.0
	Llama-3-8B	64.6	67.5	70.9	25.5
	Llama-3-70B	63.9	71.1	73.0	70.3
	Beluga-7B	37.6	25.6	40.3	4.6
	Beluga2	36.2	55.1	41.4	0.0
AE-110K	GPT-3.5	63.6	55.0	40.5	74.4
	GPT-4	53.7	53.5	46.5	70.1
	Llama-3-8B	58.1	69.9	70.6	20.3
	Llama-3-70B	56.0	66.0	64.0	50.0
	Beluga-7B	42.7	35.8	37.3	0.2
	Beluga2	38.2	50.8	36.2	0.0

set. If an attribute has less than 10 unique values in the training set, all available values are retrieved.

Target Schema Representations. Table 5 shows the results of adding attribute values to the different target schema representations. The average F1 performance of the GPT and Llama-3 LLMs increases between 5% and 16% respectively compared to the compact representation without attribute values. While the GPT LLMs are most effective with json representation with example values, the Llama-3 LLMs work best with the compact representation with example values. Overall, the GPT LLMs perform marginally better than the Llama-3 LLMs. The Beluga LLMs do not benefit from example values. The list prompt is the most effective option for the Beluga models.

Example 5.1. Revisiting the extraction examples in Table 1, we see for the prompt template json-val that the example values guide the extraction in the right direction in cases (a) and (c). In contrast, example (d) shows that GPT-4 omits the attribute value ‘PENERAN’, which has been extracted correctly using the simple list prompt template. This is likely due to the value not being included in the list of example values.

Amount of example values. We now evaluate the impact of the number of unique example values sampled from the training set on the performance of GPT-3.5 and GPT-4. Up to 3, 5, and 10 example values per attribute are sampled from the training set. For each configuration, the total number of unique attribute values sampled from the training set (Sampled A/V) and the percentage of attribute values in the test set that are included in the sampled set of attribute values (Seen A/V) are calculated. Table 6 shows that providing either too little (3) or too many (10) example values can be harmful to GPT-3.5. In contrast, GPT-4’s F1-scores remain consistent, with the best results achieved when 5 example values are provided. The sampled attribute values represent only a small percentage (6% to 28%) of all unique attribute values in the test set. Merely looking up the sampled attribute values is insufficient to achieve F1-scores above 70%. GPT-3.5 and GPT-4 must derive general patterns for extraction from the json-val target schema representation. It is important

to mention that including example values in the prompt increases the number of tokens and the associated cost. When comparing the cost per 1k extracted attribute/value pairs of GPT-3.5 and GPT-4 to the shortest prompt template `list`, it is evident that the `json-val` prompts are three times more expensive.

Table 6: F1-scores for `json-val` prompt templates with different amounts of example values. The highest F1-score per dataset is marked in bold.

Dataset	Prompt	Sampled A/V	Seen A/V	GPT-3.5		GPT-4	
				F1	P	F1	P
OA-Mine	<code>list</code>	0	0%	63.3	69.1		
	<code>json-3-val</code>	283	6%	74.4	74.8		
	<code>json-5-val</code>	429	9%	74.0	74.6		
	<code>json-10-val</code>	719	13%	69.8	75.0		
AE-110K	<code>list</code>	0	0%	61.4	56.3		
	<code>json-3-val</code>	172	20%	66.6	69.5		
	<code>json-5-val</code>	222	24%	69.7	72.8		
	<code>json-10-val</code>	271	28%	74.4	70.1		

5.2 In-Context Demonstrations

This section examines the impact of adding demonstrations for in-context learning from the training set to the prompt templates. The analysis covers four perspectives. Firstly, we evaluate different strategies to choose demonstrations from the training set. Secondly, we evaluate the number of demonstrations selected from the training set. Thirdly, we analyze the effect of the training set size on the performance of LLMs. Lastly, we evaluate the best configuration for GPT-3.5, GPT-4, Beluga-7B, Beluga2, Llama-3-8B and Llama-3-70B.

Prompt Templates. The prompt templates `list` and the schema, as introduced in Section 4, are extended to include demonstrations. Figure 4 illustrates this extension. Each demonstration (light blue) consists of a task input and a task output. The demonstrations are added to the chat prompt following the role and task description (blue). The task description (blue) is then repeated, followed by the task input (green). The task input for the demonstration is of message type `user` and the task output for the demonstration is of message type `assistant`.

Demonstration Selectors. We experiment with five demonstration selectors that apply different strategies to select demonstrations from the training set. The demonstration selectors are listed below:

- **Fixed** always selects the same set of demonstrations per category. This mimics a scenario in which only a few demonstrations are available.
- **Random** randomly selects demonstrations per category.
- **Semantic Similarity (Sem. Sim.)** embeds the product titles of the training demonstrations using OpenAI’s embedding model `text-embedding-ada-002`¹⁰ and selects embedded demonstrations, which have the greatest cosine similarity with the product title in the task input [13].

¹⁰<https://platform.openai.com/docs/guides/embeddings/>

Role Description (System)	You are a world-class algorithm for extracting information in structured formats.
Task Description (User)	Extract the attribute values from the product title in a JSON format. Valid attributes are Brand, Color, Material . If an attribute is not present in the product title, the attribute value is supposed to be 'n/a'.
Demonstration – Task Input (User)	Quip Kids Electric Toothbrush Set - Electric toothbrush with multi-use cover (Green)
Demonstration – Task Output (Assistant)	{ "Brand": "Quip", "Color": "Green", "Material": "n/a" }
Task Description (User)	Extract the attribute values from the product title in a JSON format. Valid attributes are Brand, Color, Material . If an attribute is not present in the product title, the attribute value is supposed to be 'n/a'.
Task Input (User)	Dr. Brown’s Infant-to-Toddler Toothbrush Set, 1.4 Ounce, Blue

Figure 4: Prompt template for in-context learning.

- **Maximum Marginal Relevance (MMR)** is similar to the Semantic Similarity demonstration selector and optimizes for the diversity of product titles. It adds the demonstrations iteratively but does not add a demonstration if its product title is too similar to an already-added demonstration [42].
- **Semantic Similarity & Attribute Value Diversity (AVD)** is similar to the Semantic Similarity demonstration selector and optimizes for the diversity of attribute values. It adds the demonstrations iteratively but does not add a demonstration if it contains only attribute values that have been mentioned in the already-added demonstrations.

To explore the influence of the demonstration selectors, we evaluate the `list` and `json-val` prompts to understand how the combination of target schema representations with different levels of detail and demonstrations affects the LLM’s performance. Both prompts are extended with differently selected demonstrations to the prompts `list-dem` and `json-val-dem` and run with GPT-3.5. The demonstrations are chosen from the small training set. We add 3 example values for OA-Mine and 10 example values for AE-110K, sampled from the small training set, to the `json-val-dem` prompt, because this configuration worked best without demonstrations. We compare the results to zero-shot prompt templates without demonstrations specified by the ‘None’ selector.

Effectiveness. The results in Table 7 show that GPT-3.5 benefits most from semantically similar demonstrations by up to 16% leading to the best F1-score of 78.1%. When comparing the best results achieved by the `list-dem` and `json-val-dem` prompts, it is evident that the `list-dem` prompt achieves F1-scores that are 1-3% higher than the `json-val-dem` prompt. This suggests that GPT-3.5 does not benefit from combining target schema representations with a great level of detail (as seen in `json-val`) and demonstrations. The difference in F1-score between the demonstration selectors Sem. Sim., MMR and AVD shows a marginal advantage of Sem. Sim. Therefore, we use the simplest demonstration selector Sem. Sim. for the subsequent experiments.

We now run the prompts `list-dem` and `json-val-dem` with GPT-4 and the demonstration selector Sem. Sim.. Table 7 shows that GPT-4 benefits from the selected demonstrations. In contrast

Table 7: F1-scores for prompt templates with different demonstration selectors. The highest F1-score per dataset is marked in bold.

Model	Selector	OA-Mine		AE-110K		Average	
		list-dem	json-val-dem	list-dem	json-val-dem	list-dem	json-val-dem
GPT-3.5	None	63.3	74.4	61.4	74.4	62.3	74.4
	Fixed	69.8	68.7	71.7	72.6	70.8	70.7
	Random	69.1	69.7	73.4	73.8	71.3	71.8
	Sem. Sim.	77.0	73.0	79.1	76.6	78.1	74.8
	MMR	76.0	76.7	79.6	78.2	77.8	77.5
	AVD	73.4	76.7	76.0	78.7	74.7	77.7
	GPT-4	None	63.1	75.7	56.0	70.7	59.6
Sem. Sim.		78.8	78.8	74.4	83.3	76.6	81.1

to GPT-3.5, GPT-4 can benefit from the combination of the rich json-val target schema representation and the demonstrations, which leads to an average F1-score 6% higher than GPT-3.5’s score with the json-val-dem prompt template.

Example 5.2. Looking again at the extraction examples in Table 1, GPT-4 correctly extracts the attribute value ‘Coffee Chicory’ in example (b) when semantically similar demonstrations are provided in the prompt json-val-dem. Example (b) is particularly challenging because the ‘Flavor’ attribute within the ‘Coffee’ category has 126 unique values. The range of attributes in the OA-Mine dataset is wider than others, with a median of 21 unique values per attribute. The json-val prompt template only provides five example values, while the json-val-dem demonstrations are selected based on their semantic similarity to the task input and include relevant attribute values for the extraction being performed. Example (b) illustrates this advantage. Although the target attribute value, ‘Coffee Chicory’, is not included in the list of example values, it is included in a demonstration selected from the training set.

Amount of Demonstrations. The second dimension we explore is the number of demonstrations selected from the training set. We evaluate GPT-3.5 using the prompt template list-dem with 1, 3, 5, 10 and 15 demonstrations selected by Sem. Sim.. Table 8 shows that the highest F1-score of 79.9% is achieved with 10 demonstrations, which is 2% better than with 3 demonstrations. The usage fees for hosted LLMs, such as GPT-3.5, depend on the number of tokens in the input prompts, among other factors. Thus, increasing the number of demonstrations may result in a significant increase in usage fees. The right columns in Table 8 illustrate the cost for extracting one thousand attribute values based on the December 2023 OpenAI usage fees¹¹. Using 10 demonstrations is twice as expensive as using only 3 demonstrations. Using 15 demonstrations further increases the cost without resulting in a higher F1-score.

Amount of Training Data. We now evaluate the training data efficiency of LLMs. To conduct the analysis, we assess the list prompt using 10 demonstrations chosen by Sem. Sim. once from

¹¹<https://openai.com/pricing>

Table 8: F1-scores and extraction cost (\$ for 1k A/V pairs) of the list prompt template with different amounts of demonstrations. The highest F1-score per dataset is marked in bold.

	OA-Mine		AE-110K		Average	
	F1	\$ for 1k A/V pairs	F1	\$ for 1k A/V pairs	F1	\$ for 1k A/V pairs
1	74.8	0.0520	76.2	0.0507	75.5	0.0513
3	77.0	0.0746	79.1	0.0664	78.1	0.0705
5	77.3	0.0978	81.5	0.0835	79.4	0.0907
10	77.5	0.1558	82.2	0.1259	79.9	0.1408
15	76.9	0.2133	82.2	0.1643	79.6	0.1888

the small (S) and once from the large (L) training set for all LLMs. Results for the json-val-dem prompt are reported for GPT-4, as our previous findings suggest that GPT-4 benefits from a combination of an extended attribute representation and demonstrations.

Table 9: F1-scores for selecting demonstrations from either the small training set (S) or the large training set (L). The highest F1-score per dataset is marked in bold.

Prompt	Model	OA-Mine		AE-110K		Average	
		S	L	S	L	S	L
list-dem	GPT-3.5	77.5	77.7	82.2	82.3	79.9	80.0
	GPT-4	78.2	78.0	80.4	82.6	79.3	80.3
	Llama-3-8B	79.0	77.9	81.7	81.8	80.4	79.8
	Llama-3-70B	81.8	81.5	84.0	84.1	82.9	82.8
	Beluga-7B	59.0	59.0	79.9	80.0	69.4	69.5
	Beluga2	65.7	65.8	84.5	84.5	75.1	75.2
json-val-dem	GPT-4	80.2	82.2	85.5	87.5	82.8	84.9

Table 9 shows that the LLMs achieve a marginal gain in F1-score if the demonstrations are sampled from the larger training set. GPT-4 gains 2% by using the large training set with the json-val-dem prompt template, which is the best average F1-score of 85%.

Comparison to Beluga and Llama-3 LLMs. Table 9 reports results for the Llama2-based LLMs Beluga-7B and Beluga and the Llama-3 LLMs Llama-3-8B and Llama-3-70B. The best-performing open-source LLM, Llama-3-70B, is 2% worse than GPT-4 making Llama-3-70B a competitive alternative for GPT-4 if a sufficient amount of GPUs is available. Llama-3-8B is a compute-efficient alternative which achieves an average F1-score that is only 3% worse than Llama-3-70B’s F1-score.

All LLMs achieve higher F1-scores on AE-110K than on OA-Mine, indicating that OA-Mine is more challenging than AE-110K. Especially, the Beluga LLMs reach competitive results on AE-110K but experience a drop in performance on OA-Mine. This is because OA-Mine contains four times more unique attribute values and 82% of the unique attribute values in the test set are unseen in the training demonstrations. In contrast, in AE-110k only 71% of the unique attribute values are unseen in the training demonstrations.

5.3 Ensembling

This section explores the effect of ensembling the output of multiple variants of a prompt template to improve extraction results. This idea is motivated by recent work showing that LLMs can bias answers to multiple-choice questions based on the position of the answers in the prompt [11, 17]. We hypothesise that such position bias may also occur for information extraction tasks as we define the attributes in the target schema representations in a specific order. To address the position bias, we run the *list-dem* and *json-val-dem* prompt templates three times with 10 demonstrations. In each run, we shuffle the order of attributes and ensure that the attributes mentioned in the task description and in the demonstrations follow this shuffled order. Afterwards, we use majority voting to combine the three outputs and predict a value for each attribute.

Discussion. Table 10 shows that ensembling marginally improves the extraction performance of GPT-4. The simpler *list-dem* prompt template benefits more than the *json-val-dem* prompt template with a rich attribute representation. Also, the prompt templates benefit more on OA-Mine than on AE-110k, probably because OA-Mine is more challenging than AE-110k. It should be noted that an ensemble of three LLMs is three times more expensive than a single run.

Table 10: F1-scores for GPT-4 ensembles with the list-dem and json-val-dem prompt templates. The highest F1-score per dataset is marked in bold.

		OA-Mine		AE-110k	
Model	Prompt	F1	\$ for 1k A/V pairs	F1	\$ for 1k A/V pairs
GPT-4	list-dem	78.0	3.0039	82.6	2.8147
	list-dem-ens	82.5	9.7316	83.0	9.1187
	json-val-dem	82.2	6.4411	87.5	6.0354
	json-val-dem-ens	83.4	19.3172	87.6	18.1007

5.4 Fine-Tuning

In this section, we evaluate how fine-tuning affects the performance of an LLM on AVE. For this purpose we fine-tune GPT-3.5. First, we compare the performance of fine-tuned GPT-3.5 models to the performance of GPT-4 using example values and demonstrations from the same training data. Second, we investigate whether the model acquires general knowledge during fine-tuning that is useful for extracting attribute values from products that were not contained in the training set.

Fine-Tuning Procedure. GPT-3.5 is fine-tuned on the large training sets of OA-Mine and AE-110K. The fine-tuning sets are obtained by formatting the records in the training sets according to the prompt templates *list* and *json-val* as shown in Figure 2, which generate role descriptions, task descriptions, and task inputs for each training record. The task output contains the attribute/value pairs for the respective training record. To complete the prompt *json-val*, 10 example values per attribute are sampled from the training set. The pre-processed datasets are uploaded to OpenAI’s

fine-tuning API¹², and fine-tuning is triggered for each dataset. The default parameter setting is used, and each fine-tuning procedure runs for three epochs.

Fine-Tuning Performance. We now evaluate the F1-scores and extraction costs of the fine-tuned models and compare them with the performance of a plain GPT-4 using the prompt template *json-val-dem-ens*. The F1-scores in Table 11 show that the fine-tuned GPT-3.5 models perform similarly to the GPT-4 model on both prompts, with an average F1-score of 85%. Using the fine-tuned LLMs results in lower API usage fees than using GPT-4: Extracting 1k attribute/value pairs using GPT-4 costs up to 70 times more than using GPT-3.5 fine-tuned with the *list* prompt template. Considering the cost of fine-tuning and extraction, it is more cost-effective to fine-tune GPT-3.5 with the *list* prompt on the large training set, starting with about 500 attribute/value pairs, than to use GPT-4 with the *json-val-dem-ens* prompt template.

Table 11: F1-scores and the extraction cost (\$ for 1k A/V pairs) of fine-tuned GPT-3.5 models and GPT-4. The highest F1-score per dataset is marked in bold.

Dataset	Prompt	Model	\$ for 1k	
			F1	A/V pairs
OA-Mine	json-val-dem-ens	GPT-4	83.4	19.3172
	list	ft-GPT-3.5	83.6	0.2600
	json-val	ft-GPT-3.5	84.5	1.2307
AE-110k	json-val-dem-ens	GPT-4	87.6	18.1007
	list	ft-GPT-3.5	85.7	0.2643
	json-val	ft-GPT-3.5	86.0	0.9709

Generalization. The following analysis investigates whether the fine-tuned GPT-3.5 LLMs can generalize to products and their attribute values that were not included in the training data. This is a crucial requirement for product attribute value extraction methods, given the constant emergence of new products. To conduct this analysis, we apply the two LLMs fine-tuned on OA-Mine to AE-110k and apply the two LLMs fine-tuned on AE-110k to OA-Mine. To establish a baseline, the four fine-tuned LLMs are compared to a plain GPT-3.5. The results in Table 12 indicate that the fine-tuned GPT-3.5 LLMs perform, on average, 17% worse than the plain GPT-3.5. This suggests that the fine-tuned models may not generalize to products with attribute values that were not part of the training set and may have lost some of their general language comprehension skills that were present before fine-tuning.

For users who use GPT-3.5 or GPT-4 for AVE, this presents two scenarios: (i) When frequently performing AVE on a known set of products, the lower token usage fee of the fine-tuned model compensates for the expensive fine-tuning. (ii) If AVE is infrequently performed and the products are constantly changing, GPT-4 with the *json-val-dem-ens* prompt template should be preferred.

¹²<https://platform.openai.com/docs/guides/fine-tuning>

Table 12: F1-scores of the fine-tuned GPT-3.5 models transferred to the other dataset.

Dataset	Model	list	json-val
OA-Mine	GPT-3.5	63.3	69.8
	ft-GPT-3.5 on AE-110k	43.7	53.9
AE-110K	GPT-3.5	61.4	74.4
	ft-GPT-3.5 on OA-Mine	46.2	55.9

6 COMPARISON TO PLM-BASED BASELINES

In this section, we compare the performance of GPT-4 with the best prompt template `json-val-dem-ens`, which we refer to as ExtractGPT, to the PLM-based baselines SU-OpenTag¹³ [38], AVEQA¹⁴ [32] and MAVEQA¹⁵ [41]. We also run a simple dictionary baseline (Dict.) which checks the containment of exact values from the training set to predict attribute/value pairs. The baselines are fine-tuned separately on the small and large training sets to evaluate training data efficiency. This comparison is considered to be fair, given that the same training sets are used by ExtractGPT.

Absolute Performance. Table 13 shows the F1-scores of the fine-tuned PLM-based baselines and ExtractGPT. The best average F1-score of the SU-OpenTag and AVEQA baselines is 6% lower than the average performance of ExtractGPT.

Table 13: F1-scores of the PLM baselines and GPT-4. The small (S) and large training set (L) are used as sources for training data. The highest F1-score per dataset is marked in bold.

Model	OA-Mine		AE-110K		Average	
	S	L	S	L	S	L
SU-OpenTag	55.1	73.9	70.6	85.5	62.8	79.7
AVEQA	67.0	78.7	76.8	80.9	71.9	79.8
MAVEQA	23.1	65.7	57.7	76.8	40.4	71.3
Dict.	42.8	53.5	74.5	77.8	58.7	65.6
ExtractGPT	82.0	83.4	85.9	87.6	83.9	85.5

Training Data-Efficiency. When comparing the performance of PLM-based baselines fine-tuned on small and large training sets, a performance gap of 8% to 31% is observed meaning that the PLM-based methods require a large amount of training data for reaching a good performance. In contrast, ExtractGPT demonstrates a marginal performance gap of only 2% between the small and large training sets. When comparing the performance of PLM-based methods using the large training set to that of ExtractGPT using the small training set, it is evident that ExtractGPT outperforms all PLM-based methods, despite having access to a training set that is five times smaller.

Unseen Attribute Values. Our final analysis investigates how PLM-based models and ExtractGPT perform for attribute values

that are not included in the training set, e.g. unseen attribute values. As new products frequently appear in e-commerce scenarios, attribute value extraction methods must be robust concerning unseen values. For this analysis, we measure the performance difference between ExtractGPT and the PLM-based methods on the subset of the attribute values in the test sets that are not contained in the training sets. Depending on the size of the training set, OA-Mine contains 1,607 and 1,073 unseen attribute-value pairs, while AE-110K has 572 and 414 unseen attribute-value pairs in the test set. Table 14 shows that all methods struggle with unseen attribute values, as evidenced by lower F1-scores compared to those in Table 13. ExtractGPT is more robust towards unseen attribute values than PLM-based models. On the small training set, ExtractGPT achieves an average F1-score that is 19% higher than the best PLM-based method AVEQA.

Table 14: F1-scores of the PLM-based baselines and GPT-4 on the unseen attribute-value pairs in the test sets. The highest F1-score per dataset is marked in bold.

Model - Unseen A/V Pairs	OA-Mine		AE-110k		Average	
	S 1,607	L 1,073	S 572	L 414	S -	L -
SU-OpenTag	42.0	58.4	32.0	40.9	37.0	49.6
AVEQA	56.6	65.0	49.8	49.3	53.2	57.2
MAVEQA	18.8	42.6	6.2	24.9	12.5	33.7
ExtractGPT	76.4	74.7	68.8	59.1	72.6	66.9

7 CONCLUSIONS

This paper is the first scientific paper to investigate the potential of LLMs for product attribute value extraction (AVE). We propose a wide range of zero-shot and few-shot prompt templates and evaluate them in combination with different LLMs. The overall best F1-score of 86% was reached by GPT-4 using an ensemble of shuffled prompts that combine knowledge about the target schema in the form of attribute names, attribute descriptions, example values, and demonstrations. GPT-4’s top score is only 3% higher than the F1 score of Llama-3-70B, the leading open-source LLM, positioning Llama-3-70B as a competitive open-source alternative. We compared LLM- and PLM-based extraction methods and showed that LLMs are more training-data efficient. Given the same amount of training data, GPT-4 outperforms the best PLM-based methods AVEQA and SU-Opentag by 6% F1-score. Our experiments also show that GPT-4 is more robust to unseen attribute values than PLM-based methods. We showed that fine-tuning GPT-3.5 can result in a similar performance to GPT-4 without fine-tuning, but damages GPT-3.5’s ability to generalize to attribute values of products not contained in the training set.

REFERENCES

- [1] Monica Agrawal, Stefan Hegselmann, Hunter Lang, et al. 2022. Large language models are few-shot clinical information extractors. In *Proceedings of the 2022 Conference on Empirical Methods in Natural Language Processing*. Association for Computational Linguistics, Abu Dhabi, United Arab Emirates, 1998–2022.

¹³https://github.com/hackerxiaobai/OpenTag_2019/tree/master

¹⁴<https://github.com/google-research/google-research/tree/master/mave>

¹⁵<https://github.com/google-research/google-research/tree/master/mave>

- [2] Ansel Blume, Nasser Zalmout, Heng Ji, et al. 2023. Generative Models for Product Attribute Extraction. In *Proceedings of the 2023 Conference on Empirical Methods in Natural Language Processing: Industry Track*. Association for Computational Linguistics, Singapore, 575–585.
- [3] Tom Brown, Benjamin Mann, Nick Ryder, et al. 2020. Language Models are Few-Shot Learners. In *Advances in Neural Information Processing Systems*, Vol. 33. Curran Associates, Inc., 1877–1901.
- [4] Wei-Te Chen, Keiji Shinzato, Naoki Yoshinaga, et al. 2023. Does Named Entity Recognition Truly Not Scale Up to Real-world Product Attribute Extraction?. In *Proceedings of the 2023 Conference on Empirical Methods in Natural Language Processing: Industry Track*. ACL, Singapore, 152–159. <https://aclanthology.org/2023.emnlp-industry.16>
- [5] Jacob Devlin, Ming-Wei Chang, Kenton Lee, et al. 2019. BERT: Pre-training of Deep Bidirectional Transformers for Language Understanding. In *Conference of the North American Chapter of the Association for Computational Linguistics: Human Language Technologies*. Association for Computational Linguistics, Minneapolis, Minnesota, 4171–4186.
- [6] Chenhao Fang, Xiaohan Li, Zezhong Fan, et al. 2024. LLM-Ensemble: Optimal Large Language Model Ensemble Method for E-commerce Product Attribute Value Extraction. arXiv:2403.00863 [cs].
- [7] Rayid Ghani, Katharina Probst, Yan Liu, et al. 2006. Text mining for product attribute extraction. In *ACM SIGKDD Explorations Newsletter*, Vol. 8. Association for Computing Machinery, New York, NY, United States, 41–48.
- [8] Akshay Goel, Almog Gueta, Omry Gilon, et al. 2023. LLMs Accelerate Annotation for Medical Information Extraction. In *Proceedings of the 3rd Machine Learning for Health Symposium*. PMLR, 82–100.
- [9] Robert L Logan Iv, Samuel Humeau, and Sameer Singh. 2017. Multimodal Attribute Extraction. Long Beach, CA, USA.
- [10] Giannis Karamanolakis, Jun Ma, and Xin Luna Dong. 2020. TXtract: Taxonomy-Aware Knowledge Extraction for Thousands of Product Categories. In *Proceedings of the 58th Annual Meeting of the Association for Computational Linguistics*, Dan Jurafsky, Joyce Chai, Natalie Schluter, and Joel Tetreault (Eds.). Association for Computational Linguistics, Online, 8489–8502.
- [11] Miyoung Ko, Jinhyuk Lee, Hyunjae Kim, et al. 2020. Look at the First Sentence: Position Bias in Question Answering. In *Proceedings of the 2020 Conference on Empirical Methods in Natural Language Processing*. Association for Computational Linguistics, Online, 1109–1121.
- [12] Zornitsa Kozareva, Qi Li, Ke Zhai, et al. 2016. Recognizing Salient Entities in Shopping Queries. In *Proceedings of the 54th Annual Meeting of the Association for Computational Linguistics*, Vol. 2. Association for Computational Linguistics, Berlin, Germany, 107–111.
- [13] Jiachang Liu, Dinghan Shen, Yizhe Zhang, et al. 2022. What Makes Good In-Context Examples for GPT-3?. In *Proceedings of Deep Learning Inside Out: The 3rd Workshop on Knowledge Extraction and Integration for Deep Learning Architectures*. Association for Computational Linguistics, Dublin, Ireland and Online, 100–114.
- [14] Pengfei Liu, Weizhe Yuan, Jinlan Fu, et al. 2023. Pre-train, Prompt, and Predict: A Systematic Survey of Prompting Methods in Natural Language Processing. *ACM Comput. Surv.* 55, 9 (Sept. 2023), 1–35.
- [15] Yubo Ma, Yixin Cao, Yong Hong, et al. 2023. Large Language Model Is Not a Good Few-shot Information Extractor, but a Good Ranker for Hard Samples!. In *Findings of the Association for Computational Linguistics: EMNLP 2023*. ACL, Singapore, 10572–10601.
- [16] Bonan Min, Hayley Ross, Elior Sulem, et al. 2023. Recent Advances in Natural Language Processing via Large Pre-trained Language Models: A Survey. *ACM Comput. Surv.* 56, 2 (Sept. 2023), 30:1–30:40.
- [17] Harsha Nori, Yin Tat Lee, Sheng Zhang, et al. 2023. Can Generalist Foundation Models Outcompete Special-Purpose Tuning? Case Study in Medicine. arXiv:2311.16452 [cs].
- [18] OpenAI. 2023. GPT-4 Technical Report. arXiv:2303.08774 [cs].
- [19] Long Ouyang, Jeffrey Wu, and Xu Jiang. 2022. Training language models to follow instructions with human feedback. In *Advances in Neural Information Processing Systems*, others (Ed.), Vol. 35. Curran Associates, Inc., 27730–27744.
- [20] Tammy Parekh, I-Hung Hsu, Kuan-Hao Huang, et al. 2023. GENEVA: Benchmarking Generalizability for Event Argument Extraction with Hundreds of Event Types and Argument Roles. In *Proceedings of the 61st Annual Meeting of the Association for Computational Linguistics*. Association for Computational Linguistics, Toronto, Canada, 3664–3686.
- [21] Rohan Potta, Mallika Asthana, Siddhant Yadav, et al. 2024. AttrISage: Product Attribute Value Extraction Using Graph Neural Networks. In *Proceedings of the 18th Conference of the European Chapter of the Association for Computational Linguistics: Student Research Workshop*. Association for Computational Linguistics, St. Julian’s, Malta, 89–94.
- [22] Duangmanee Putthivithidhya and Junling Hu. 2011. Bootstrapped Named Entity Recognition for Product Attribute Extraction. In *Proceedings of the 2011 Conference on Empirical Methods in Natural Language Processing*. Association for Computational Linguistics, Edinburgh, Scotland, UK, 1557–1567.
- [23] Zhaochun Ren, Xiangnan He, Dawei Yin, et al. 2018. Information Discovery in E-commerce: Half-day SIGIR 2018 Tutorial. In *The 41st International ACM SIGIR Conference on Research & Development in Information Retrieval*. ACM, Ann Arbor MI USA, 1379–1382.
- [24] Thomas Rieatte and Donato Crisostomi. 2023. AVEN-GR: Attribute Value Extraction and Normalization using product GRaphs. In *Proceedings of the 61st Annual Meeting of the Association for Computational Linguistics (Volume 5: Industry Track)*. ACL, Toronto, Canada, 126–133.
- [25] Kalyani Roy, Pawan Goyal, and Manish Pandey. 2021. Attribute Value Generation from Product Title using Language Models. In *Proceedings of the 4th Workshop on e-Commerce and NLP*. Association for Computational Linguistics, Online, 13–17. <https://doi.org/10.18653/v1/2021.ecnlp-1.2>
- [26] Kassem Sabeih, Mouna Kacimi, and Johann Gamper. 2022. CAVE: Correcting Attribute Values in E-commerce Profiles. In *Proceedings of the 31st ACM International Conference on Information & Knowledge Management*. ACM, Atlanta GA USA, 4965–4969.
- [27] Keiji Shinzato, Naoki Yoshinaga, Yandi Xia, et al. 2022. Simple and Effective Knowledge-Driven Query Expansion for QA-Based Product Attribute Extraction. In *Proceedings of the 60th Annual Meeting of the Association for Computational Linguistics*. ACL, Dublin, Ireland, 227–234.
- [28] Cathy Shyr, Yan Hu, Paul A. Harris, et al. 2023. Identifying and Extracting Rare Disease Phenotypes with Large Language Models. arXiv:2306.12656 [cs].
- [29] Hugo Touvron, Louis Martin, Kevin Stone, et al. 2023. Llama 2: Open Foundation and Fine-Tuned Chat Models. arXiv:2307.09288 [cs].
- [30] Damir Vandic, Jan-Willem van Dam, and Flavius Frasincar. 2012. Faceted product search powered by the Semantic Web. *Decision Support Systems* 53, 3 (June 2012), 425–437.
- [31] Somin Wadhwa, Silvio Amir, and Byron Wallace. 2023. Revisiting Relation Extraction in the era of Large Language Models. In *Proceedings of the 61st Annual Meeting of the Association for Computational Linguistics*, Vol. 1. Association for Computational Linguistics, Toronto, Canada, 15566–15589.
- [32] Qifan Wang, Li Yang, Bhargav Kanagal, et al. 2020. Learning to Extract Attribute Value from Product via Question Answering: A Multi-task Approach. In *Proceedings of the 26th ACM SIGKDD Conference on Knowledge Discovery and Data Mining*. Association for Computing Machinery, Online, 47–55.
- [33] Qifan Wang, Li Yang, Jingang Wang, et al. 2022. SMARTAVE: Structured Multimodal Transformer for Product Attribute Value Extraction. In *Findings of the Association for Computational Linguistics: EMNLP 2022*. 263 – 276.
- [34] Xingyao Wang, Sha Li, and Heng Ji. 2023. Code4Struct: Code Generation for Few-Shot Event Structure Prediction. In *Proceedings of the 61st Annual Meeting of the Association for Computational Linguistics*, Vol. 1. Association for Computational Linguistics, Toronto, Canada, 3640–3663.
- [35] Bifan Wei, Jun Liu, Qinghua Zheng, et al. 2013. A SURVEY OF FACETED SEARCH. *Journal of Web Engineering* 12, 1-2 (Nov. 2013), 41–64.
- [36] Jason Wei, Yi Tay, Rishi Bommasani, et al. 2022. Emergent Abilities of Large Language Models. *TMLR* (Aug. 2022).
- [37] Yuk Wah Wong, Dominic Widdows, Tom Lokovic, et al. 2009. Scalable Attribute-Value Extraction from Semi-structured Text. In *2009 IEEE International Conference on Data Mining Workshops*. IEEE, Miami, FL, USA, 302–307.
- [38] Huimin Xu, Wenting Wang, Xin Mao, et al. 2019. Scaling up Open Tagging from Tens to Thousands: Comprehension Empowered Attribute Value Extraction from Product Title. In *Proceedings of the 57th Annual Meeting of the Association for Computational Linguistics*. Association for Computational Linguistics, Florence, Italy, 5214–5223.
- [39] Jun Yan, Nasser Zalmout, Yan Liang, et al. 2021. AdaTag: Multi-Attribute Value Extraction from Product Profiles with Adaptive Decoding. In *Proceedings of the 59th Annual Meeting of the Association for Computational Linguistics and the 11th International Joint Conference on Natural Language Processing*. Association for Computational Linguistics, Online, 4694–4705.
- [40] Li Yang, Qifan Wang, Jingang Wang, et al. 2023. MixPAVE: Mix-Prompt Tuning for Few-shot Product Attribute Value Extraction. In *Findings of the Association for Computational Linguistics: ACL 2023*. Association for Computational Linguistics, Toronto, Canada, 9978–9991.
- [41] Li Yang, Qifan Wang, Zac Yu, et al. 2022. MAVE: A Product Dataset for Multi-source Attribute Value Extraction. In *Proceedings of the Fifteenth ACM International Conference on Web Search and Data Mining*. Association for Computing Machinery, New York, NY, USA, 1256–1265.
- [42] Xi Ye, Srinivasan Iyer, Asli Celikyilmaz, et al. 2023. Complementary Explanations for Effective In-Context Learning. In *Findings of the Association for Computational Linguistics: ACL 2023*. Association for Computational Linguistics, Toronto, Canada, 4469–4484.
- [43] J.D. Zamfirescu-Pereira, Richmond Y. Wong, Bjoern Hartmann, et al. 2023. Why Johnny Can’t Prompt: How Non-AI Experts Try (and Fail) to Design LLM Prompts. In *Proceedings of the 2023 CHI Conference on Human Factors in Computing Systems*. ACM, Hamburg Germany, 1–21.
- [44] Dandong Zhang, Zheng Li, Tianyu Cao, Chen Luo, Tony Wu, et al. 2021. QUEACO: Borrowing Treasures from Weakly-labeled Behavior Data for Query Attribute Value Extraction. In *Proceedings of the 30th ACM International Conference on Information & Knowledge Management*. ACM, Virtual Event Queensland Australia, 4362–4372.

- [45] Liyi Zhang, Mingzhu Zhu, and Wei Huang. 2009. A Framework for an Ontology-based E-commerce Product Information Retrieval System. *JCP* 4, 6 (June 2009), 436–443.
- [46] Xinyang Zhang, Chenwei Zhang, Xian Li, et al. 2022. OA-Mine: Open-World Attribute Mining for E-Commerce Products with Weak Supervision. In *Proceedings of the ACM Web Conference 2022*. Association for Computing Machinery, New York, NY, USA, 3153–3161.
- [47] Yupeng Zhang, Shensi Wang, Peiguang Li, et al. 2023. Pay Attention to Implicit Attribute Values: A Multi-modal Generative Framework for AVE Task. In *Findings of the Association for Computational Linguistics: ACL 2023*. ACL, Toronto, Canada, 13139–13151. <https://doi.org/10.18653/v1/2023.findings-acl.831>
- [48] Guineng Zheng, Subhabrata Mukherjee, Xin Luna Dong, et al. 2018. OpenTag: Open Attribute Value Extraction from Product Profiles. In *Proceedings of the 24th ACM SIGKDD International Conference on Knowledge Discovery & Data Mining*. Association for Computing Machinery, New York, NY, USA, 1049–1058.
- [49] Tiangang Zhu, Yue Wang, Haoran Li, et al. 2020. Multimodal Joint Attribute Prediction and Value Extraction for E-commerce Product. In *Proceedings of the 2020 Conference on Empirical Methods in Natural Language Processing*. Association for Computational Linguistics, Online, 2129–2139.
- [50] Henry Peng Zou, Vinay Samuel, Yue Zhou, et al. 2024. ImplicitAVE: An Open-Source Dataset and Multimodal LLMs Benchmark for Implicit Attribute Value Extraction. arXiv:2404.15592 [cs].